

Isolated pairs of Majorana zero modes in a disordered superconducting lead monolayer

Gerbold C. Ménard^{1,*}, Andrej Mesaros², Christophe Brun¹, François
Debontridder¹, Dimitri Roditchev^{1,3}, Pascal Simon^{2,†} and Tristan Cren^{1‡}

¹*Institut des NanoSciences de Paris, Sorbonne Université and CNRS-UMR 7588, 75005 Paris, France*

³*Laboratoire de Physique des Solides, CNRS, Univ. Paris-Sud,
Université Paris-Saclay, 91405 Orsay Cedex, France and*

⁴*Laboratoire de physique et d'étude des matériaux,
ESPCI PSL and CNRS-UMR 8213, 75005 Paris, France*

(Dated: March 10, 2024)

Majorana zero modes are fractional quantum excitations appearing in pairs, each pair being a building block for quantum computation [1, 2]. Some possible signatures of these excitations have been reported as zero bias peaks at endpoints of one-dimensional semiconducting wires [3–5] and magnetic chains [6–8]. However, 1D systems are by nature fragile to a small amount of disorder that induces low-energy excitations, hence obtaining Majorana zero modes well isolated in a hard gap requires extremely clean systems. Two-dimensional systems offer an alternative route to get robust Majorana zero modes. Indeed, it was shown recently that Pb/Co/Si(111) could be used as a platform for generating 2D topological superconductivity with a strong immunity to local disorder [9]. While 2D systems exhibit dispersive chiral edge states, they can also host Majorana zero modes located on local topological defects. According to predictions, if an odd number of zero modes are located in a topological domain an additional zero mode should appear all around the domain’s edge [10]. Here we use scanning tunneling spectroscopy to characterize a disordered superconducting monolayer of Pb coupled to underlying Co-Si magnetic islands meant to induce a topological transition. We show that pairs of zero modes are stabilized: one zero mode positioned at a point in the middle of the magnetic domain and its zero mode partner extended all around the domain. The zero mode pair is remarkably robust, it is isolated within a hard superconducting energy gap and it appears totally immune to the strong disorder present in the Pb monolayer. Our theoretical scenario supports the protected Majorana nature of this zero mode pair, highlighting the role of magnetic or spin-orbit coupling textures. This robust pair of Majorana zero modes offers a new platform for theoretical and experimental study of quantum computing.

Because intrinsic topological superconducting materials seem rare in nature, the main guideline for finding Majorana zero modes (MZM) is to induce topological superconductivity by combining spin-orbit coupling, Zeeman field and conventional superconductivity [10–14]. Such recipe has been applied in one-dimensional (1D) systems consisting of semiconducting wires [3–5], chains of magnetic adatoms [6–8], and confined electron gas [15]. Evidences of MZM have been reported as zero-bias peaks in transport and tunneling experiments. However, finding unambiguous signatures of MZM remains challenging because of the presence of other unavoidable Yu-Shiba-Rusinov or Andreev-like bound states [16] whose removal demands fine-tuning and extremely clean systems. In two-dimensional systems, instead of MZM, 1D dispersive chiral Majorana fermions are theoretically expected at the sample edges. Signatures of such 1D chiral Majorana mode have recently been reported in STM measurements around nanoscale magnetic islands either buried below a single atomic layer of Pb [9], adsorbed on a Re substrate [17], and also in transport experiments in 2D heterostructures made of a quantum anomalous Hall insulator bar contacted by a superconductor in a magnetic field [18]. Interestingly, Majorana zero modes are also predicted in 2D as point-like excitations (Fig. 1a) bound to superconducting vortices in superfluid ^3He [19], in p-wave superconductors [20, 21] and in fractional quantum Hall state [22]. Direct experimental observations of MZM in vortex cores in topological surface states coupled to a bulk superconductor were recently reported [23–25]. Generically the vortex core MZMs are swamped by Caroli-Matriconde Gennes low-energy excitations with a typical energy level spacing Δ^2/E_F [19, 26], which can only be removed by tuning the Fermi energy E_F close to the gap energy Δ , yet there remains a substantial sensitivity to disorder in these reported works [23–25]. In 2D topological superconductors Majorana zero modes are not expected to reside only on point like defects, such as vortices. It is in fact predicted that in systems containing an odd number of point-like MZMs, another extended MZM must appear at the system’s edge because Majorana zero modes must appear in pairs (Fig. 1b). Thus, finite size topological superconductors are ideal systems to get MZM with a very large spatial extent, their wavefunction extending all around the topological domains boundary. In this work we report the first observation of a Majorana pair constituted of a MZM located on a point-like defect paired to a rim-like MZM. This MZM pair appears insensitive to strong crystalline disorder and isolated in energy by a hard superconducting gap.

Our system is based on a monolayer of Pb/Si(111) with a strong Rashba spin-orbit coupling that induces spin-triplet correlations, this material remaining however a trivial superconductor [27]. In our previous work we showed that applying a local magnetic exchange field with the help of a buried self-assembled Co-Si nano-island (see the structure in Fig. 1c) induces a topological transition evidenced by the presence of in-gap dispersive edge states around the island [9]. In contrast to this previous work, here, the islands are grown to larger sizes $D \sim 15\text{--}20\text{nm}$ (instead of $D \sim 5\text{--}10\text{nm}$ in previous work). We probe the system using scanning tunneling microscopy (STM) and spectroscopy (STS) with a normal Pt tip. In Fig. 1d we show the topography of the surface over an island, finding no distinguished local features. Indeed, the magnetic islands are buried into the Si substrate under the Pb monolayer. However, the islands distribution can be revealed after annealing [9]. The presence of underlying magnetic clusters becomes apparent by acquiring spectroscopic maps at the Fermi energy, well inside the gap. In contrast with the featureless topography, the corresponding zero-bias conductance map in Fig. 1e displays strong spectroscopic features which are absent in the reference system grown without islands. A very local feature of size $\sim 1\text{nm}$, much smaller than the

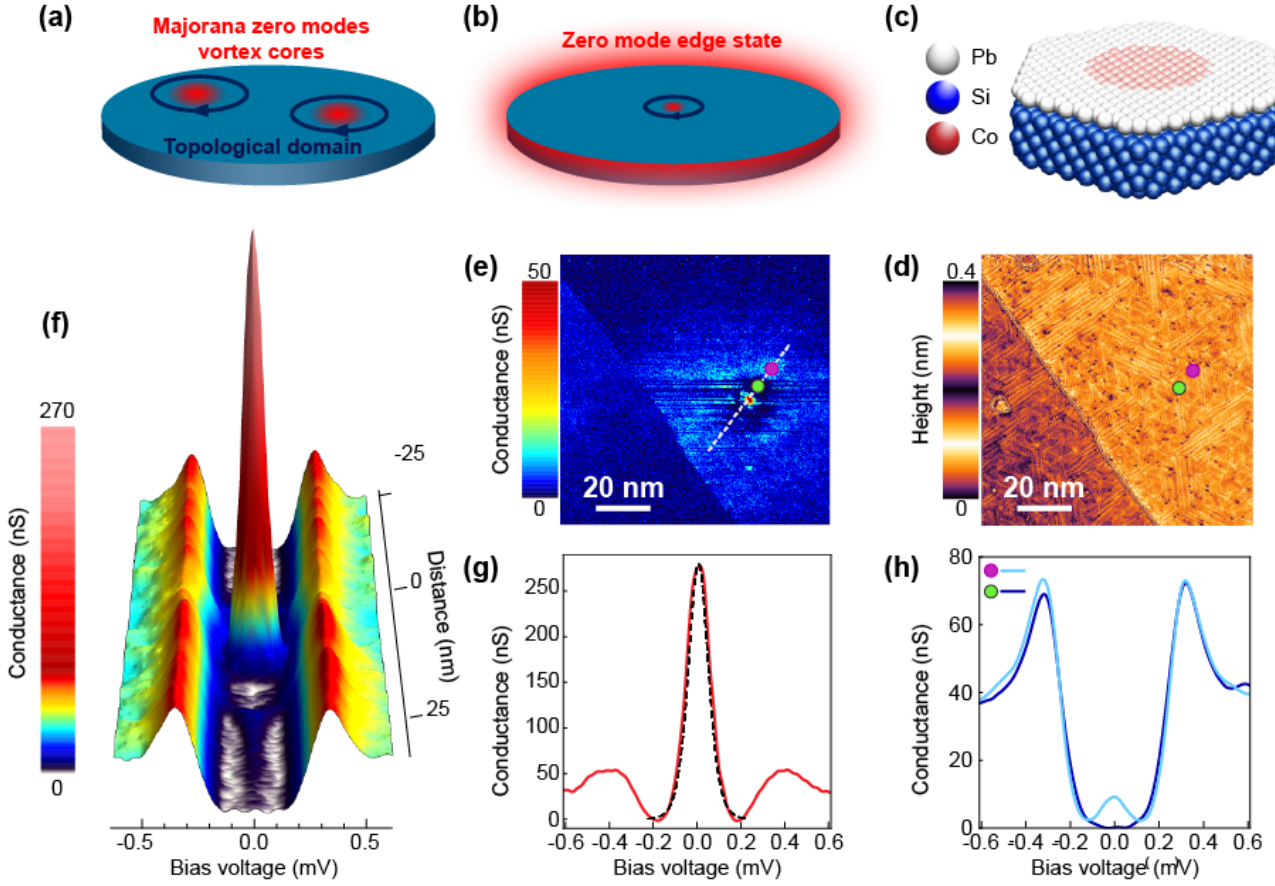


FIG. 1. **Spectroscopy of a pair of Majorana zero modes in atomic Pb monolayer.** **a**, Schematic view of a pair of vortices in a topological superconductor, each carrying a single Majorana zero mode. **b**, Schematic view of a single vortex whose Majorana zero mode has to be paired with a Majorana zero mode surrounding the topological domain. **c**, Schematic structure of the Pb/Co/Si(111) samples: a Co-Si magnetic domain is buried below a Pb monolayer. **d**, Scanning tunneling microscopy image of the sample showing a Pb monolayer with devil's staircase structure ($V_T = 50$ mV, $I_T = 50$ pA). The underlying Co-Si island doesn't appear in the topography. **e**, Conductance map at $V_T = 0$ mV showing a domain with a strong zero bias peak dot (in red) surrounded by a gapped region (dark blue) itself surrounded by a zero-bias rim (light blue). **f**, Conductance spectra along the linecut marked in (e) showing a very strong peak within the gap surrounded by a gapped area and another zero-bias peak (blue) outside of the domain. **g**, Conductance curve taken at the center of the domain showing a very high zero bias peak (Red curve). The dashed black curve is a fit with a state at $E = 6\mu\text{V}$ with an electronic temperature of 350 mK, it can be considered as a zero energy state to the precision of the experimental setup. **h**, The light blue conductance curve is taken on the domain rim (light blue in e) shows a peak at zero bias. The dark blue conductance curve is taken inside the dark blue region inside the domain, it shows a hard gap with no peak at zero bias. The green and purple markers in e and d indicate the position at which those spectrum were taken.

coherence length $\xi \approx 50$ nm, appears as a red spot in the center of the domain. Another feature follows the edge of the domain (light blue rim), decaying sharply towards the inside and decaying slowly over a few tens of nanometers outside of the domain. We attribute the inner diameter of this ring-like feature to the size D of the underlying magnetic Co-Si island. This behavior is observed in at least 5 different locations with $D \sim 15\text{-}20\text{nm}$ (two others are displayed in the Supplementary Information). The radial linecut in Fig. 1f shows that the central feature is associated with a very strong peak located very close to zero energy in a well developed energy gap. The edge feature, appearing as a blue halo in Fig. 1e, is also associated with a zero energy peak located in a hard energy gap. These two features are separated by a dark corona where a hard gap is restored without any measurable signal at zero bias (see spectrum in Fig. 1h). The energy width of the central peak is well captured by an electronic temperature of 350 mK which is close to the 320 mK base temperature of our microscope (see Fig. 1g and supplementary information).

A typical spectrum taken at the edge, Fig. 1h, shows a similarly thermally broadened peak. Note that the peak height is higher for the central feature than for the edge one (Figs. 1g,h), which is expected for a pair of modes.

Namely, if each feature represents a single normalized wavefunction, the density of states each contributes should be the same, which is a sum rule. One implication of this sum rule is that the local density of states must be lower for the edge feature because of its extension over a larger spatial area, just as we observe experimentally. The sum rule is quantitatively true in the theoretical models below, but the quantification in the experimental data is unfortunately fruitless due to limited energy resolution.

The magnetism of Co atoms in our system was well established in our previous work [9] as well as in [28–30]. In [31] we discussed in particular the in-gap states caused by the single atoms, in accord with elementary theoretical expectations for magnetic impurities in s-wave superconductors. If in the present study the magnetic impurities trivially superimposed in forming an island, we would expect to observe many in-gap states.

The magnetism of the Co-Si clusters we study was well established in [28–30] and its effect on superconductivity was discussed in our previous work [9]. The effect of the Co-Si clusters is very different from the one of a collection of single Co impurities. Single magnetic atoms in the superconducting monolayer gives rise to the formation of well identified Yu-Shiba-Rusinov bound states [31]. If in the present study the islands acted as bunches of non-ordered magnetic impurities, we would expect to observe many Yu-Shiba-Rusinov states randomly distributed inside the superconducting gap.

Remarkably, in our system with islands we find only zero modes and no other states inside the gap. This therefore indicates a magnetic ordering on the islands due to an assembled Co-Si crystalline structure [28–30]. Furthermore, we find a locally well-defined gap everywhere. (Note that theoretically one expects that these zero modes are well protected from decoherence by the hard energy gap.) The energetically isolated and spatially well-defined zero bias peak pair in a disordered superconductor is strongly reminiscent of the Majorana zero mode pair appearing when a single point-like Majorana is paired with another one extended along the boundary of a topological domain. These facts inform our interpretation that here the domain is induced by a magnetically ordered Co-Si island located below the Pb layer. To further support this interpretation, we consider theoretical scenarios which explain all the key features: 1) appearance of a point-like zero mode, and its corresponding ring-shaped pair, 2) energetical isolation of the pair within an unperturbed energy gap, 3) spatial width of wavefunctions differing on top and outside the island.

The most natural theoretical explanation relies on a superconducting vortex located at the center of the island. This scenario proves entirely insufficient. Indeed, we directly observe superconducting vortices induced by external magnetic field, and their zero bias conductance maps show the vortex core states extending over the largest spatial scale ξ , covering an area larger than entirely the Co-Si islands area (see Supplementary Information). This is in stark contrast to the observed zero mode pair, while consistent with simple theoretical modeling. Furthermore, in a vortex the superconducting energy gap is filled with many Caroli-Matricorn-de Gennes states [19, 26], their number in the gap being expected to be $E_F/\Delta_S \sim 2000$ according to the values of Fermi energy $E_F \sim 660$ meV [32] and superconducting bulk gap $\Delta_S \approx 0.35$ meV. This is again in stark contrast to our zero mode pair observations. Anyhow, excluding a superconducting vortex, the robust zero mode in the center of the island is still indicative of some underlying topological defect, motivating our next theoretical scenario.

We now consider a vortex-like topological defect in the phase of the spin-orbit coupling, rather than in the phase of the superconducting order parameter. This scenario offers strong agreement with our observations. A minimal model in the Bogoliubov-de Gennes formalism for quasiparticle excitations of the superconductor reads as:

$$\hat{H} = \int d^2\vec{r} \Psi_{\vec{r}}^\dagger [(-\eta\nabla^2 - \mu)\tau_z + V_z(\vec{r})\sigma_z + \Delta_S\tau_x] \Psi_{\vec{r}} + \mathcal{H}_{\text{SO-defect}}(\vec{r}), \quad (1)$$

written in the standard basis $\Psi_{\vec{r}} \equiv (c_{\vec{r}\uparrow}, c_{\vec{r}\downarrow}, c_{\vec{r}\downarrow}^\dagger, -c_{\vec{r}\uparrow}^\dagger)^T$, where $c_{\vec{k}a}$ annihilates an electron of momentum $\vec{k} = (k_x, k_y)$ and spin z -component $a = \uparrow, \downarrow$, with Pauli matrices σ_a , $a = x, y, z$, acting in spin-space and τ_a , Pauli matrices mixing electrons with holes. The term for a vortex in the spin-orbit coupling is:

$$\mathcal{H}_{\text{SO-defect}} = c_{\vec{r}\uparrow}^\dagger \left\{ \alpha e^{i\theta(\vec{r})}, \nabla_x - i\nabla_y \right\} c_{\vec{r}\downarrow} + h.c., \quad (2)$$

with $\theta(\vec{r})$ the polar angle and $\{, \}$ denotes the anticommutator. Without the $\exp(i\theta(\vec{r}))$ phase factor (see Supplementary Information), eq. (2) is just the standard Rashba spin-orbit coupling term of the Pb monolayer on the Si substrate, which in our system is $\alpha \sim 300$ meV. Here we assume that the spin-orbit magnitude remains constant, while the vortex-like winding of the phase changes the local angle of the momentum-spin locking. The model of eqs. (1) and (2) with a constant magnetic exchange field $V_z(\vec{r}) = V_z$ has been introduced with the exclusive focus on the existence of a point-like Majorana zero mode [33, 34] which is found in the case of topologically non-trivial bulk superconductivity $V_z^2 > \Delta_S^2 + \mu^2$. In contrast, in this work we find both the full excitation spectrum and the zero modes by using several system geometries and numerical models (see Methods). We model the Co-Si island of

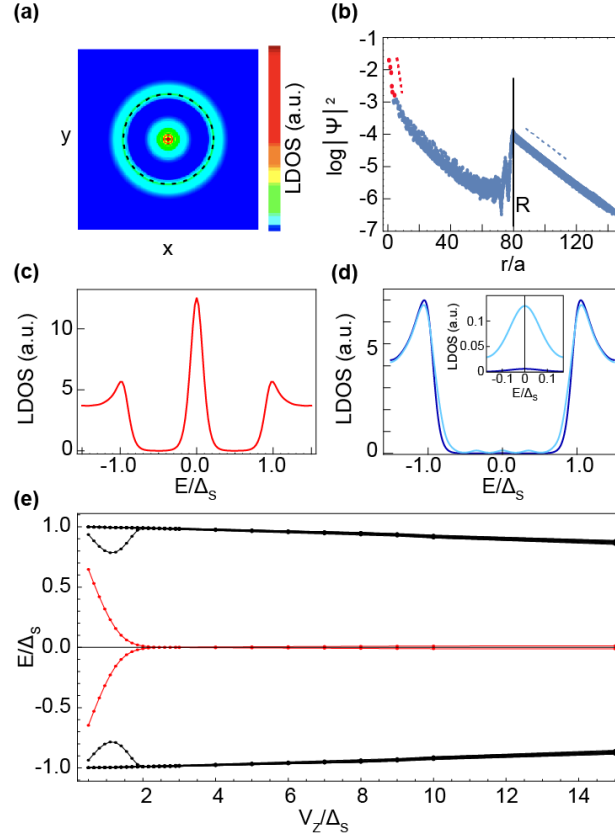


FIG. 2. Theory of spin-orbit defect and magnetic exchange. **a**, Map of the local density of states (LDOS) at zero energy in the model of eq. (1) solved in a circular system with a single spin-orbit vortex at the center of a disk (dashed line) which has constant magnetic exchange $V_z = 5\Delta_S$, and $V_z = 0$ outside, while all system parameters are $(\xi/a, R/a, l_V/a, l_F/a, l_{SO}/a) = (400; 300; 80; 45; 3.3)$ (see Methods for definitions and technical details), where superconducting coherence length ξ is larger than disk radius R , and system size is $L = 8000$. This LDOS is contributed by exactly two Majorana zero-mode wavefunctions. **b**, Angularly averaged amplitude of the wavefunction at zero energy (dashed lines are guide to eye). The superconducting coherence length $\xi/a = 20$ is smaller than disk radius $R/a = 80$ (vertical line) in a system of size $L = 300$. See Methods for definitions, parameter values and technical details of the two-dimensional tight-binding calculation of model eq. (1). **c**, Energy-dependent LDOS at the center of the island with a thermal broadening of $k_B T/\Delta_S = 0.1$. **d**, Energy-dependent LDOS at the edge of the magnetic disk (light blue curve) and inside the magnetic disk at distance $0.75R$ from the center (dark blue curve). The inset shows a zoom on the zero bias density of states, revealing a well defined zero-bias peak. **e**, Spectrum of excitations in superconductor of pairing energy Δ_S for spin-orbit vortex—anti-vortex pair in a plane of size $L = 450$ with periodic boundary conditions and with constant magnetic exchange V_z (see Methods). The lowest energies are plotted for each V_z , with lowest two in red. Above a critical magnetic exchange two zero energy states are localized at the two spin-orbit vortices.

size D by setting the magnetic exchange $V_z(\vec{r})$ non-zero only within a disk of radius $R = D/2$ and zero outside. We find a striking resemblance with our experimental observations (see Fig. 2 and Methods): 1) The zero-energy density of states shows a very narrow peak at the island's center (position of the spin-orbit vortex) as well as a ring-like shape extending outside the island at larger lengthscale (Fig. 2a); these are exactly two Majorana wavefunctions. The wavefunctions decay inside the island at a short lengthscale which depends on a magnetic length $l_V \sim 1/V_z$, while outside the island they decay on the much larger lengthscale ξ (see Fig. 2b and Supplementary Information). 2) The thermally broadened local density of states at the island center, at the island edge, and far away (Fig. 2c,d) show preserved coherence peaks. In the center and at the island edge, a zero energy peak is present while it is absent away from these regions. All this matches perfectly our observations in Fig. 1g,h. 3) The Majorana zero-mode pair appears within a fully preserved superconducting energy gap only under the condition of a strong enough V_z (see Fig. 2e). Note that the topological gap itself is expected to be large (near Δ_S) in absence of defects even for high V_z/Δ_S , a consequence of the large spin-orbit coupling $\alpha > \Delta_S$ independent of dimensionality. The Majorana zero mode pair remains robust for a range of island sizes (see Methods). The hard gap is generally expected to protect the pair

against various spatial disorder, yet we believe this deserves a separate theoretical study.

Although the reason for the appearance of a spin-orbit defect is not obvious, we note that (1) The disordered Pb layer breaks all spatial symmetries which allows the mixing of different momentum-spin locking angles by the defect (see Supplementary Information), and (2) Inhomogeneous spin-orbit textures are naturally linked to inhomogeneous magnetic exchange fields [35–37]. Theoretically, it is possible to replace the spin-orbit defect term in the model, eq. (2), by a locally varying exchange field texture:

$$\hat{H}_{\text{texture}} = \int d^2\vec{r} \Psi_{\vec{r}}^\dagger \left[\vec{V}(\vec{r}) \cdot \vec{\sigma} \right] \Psi_{\vec{r}}. \quad (3)$$

In fact, by rotating the spin-axis of the electrons, this model can be rewritten in a form similar to the model in eq. (1) with a homogeneous spin-orbit coupling term but with a magnetic texture (see Supplementary Information). Such a mapping between inhomogeneous magnetism and spin-orbit coupling is well known for one-dimensional systems [35]. In 2D, it was shown that skyrmion magnetic textures $\vec{V}(\vec{r})$ in eq. (3) can host a Majorana zero mode at their center [38], but in that case the superconducting gap is strongly reduced by the presence of low energy excitations. In the Supplementary Information we detail a model based on a skyrmion texture in eq. (3), showing that this model reproduces the key observed features as successfully as the spin-orbit vortex model. Thereby we give an example of a previously unexplored connection between two theoretical concepts in 2D: a topological defect in spin-orbit coupling and an inhomogeneous magnetic exchange texture. We demonstrate that both of these theoretical concepts give rise to remarkable features which match our experimental observations, namely: (1) A pair of Majorana zero modes, one point-like and one ring-shaped, (2) Zero modes isolated in a hard superconducting gap, and (3) Zero mode wavefunctions localized over two very different lengthscales.

Our work demonstrates the first example of a zero mode pair that is robust to spatial disorder as well as protected by a hard superconducting energy gap. Strikingly, one of the modes has a ring-shaped wavefunction fully reliant on the two-dimensionality of the system. Based on our theoretical modeling, which matches the key features of the data, we interpret the zero mode pair as a Majorana pair. This opens completely new possibilities for spatially accessing and manipulating quantum information with Majorana pairs. The possible novel consequences of extended wavefunctions on the braiding and fusion of Majorana states should motivate in-depth theoretical studies. Since the spin-orbit vortex model is closely related to a magnetic texture model, we expect that a magnetic characterization of the islands is needed for a deeper understanding of the system. This is challenging due to the buried nature of the Co-Si islands. A key experimental advantage of our superconductor layer is that it is deposited on a Si substrate which avoids the well-known problems of contacting to an underlying metallic substrate or bulk superconductor. On the other hand, there is no obvious tuning parameter for a topological transition, and real-time manipulation of the system seems challenging. Nevertheless, strong local electric fields are expected to be useful, while the Co islands could be patterned and the Si substrate is amenable to circuitry design. More generally, our results bring into focus the necessity of understanding and developing structures that combine inhomogeneous magnetism[39] with superconductivity as a promising platform for quantum computation.

Methods

Sample preparation. The 7×7 reconstructed n-Si(111) (room temperature resistivity of few $\text{m}\Omega\cdot\text{cm}$) was prepared by direct current heating to 1200°C followed by an annealing procedure driving the temperature from 900 to 500°C . Subsequently, 1.1×10^{-3} monolayer of Co were evaporated in 10 sec on the 7×7 reconstructed Si(111) substrate kept at room temperature. The Co was evaporated from an electron beam evaporator calibrated with a quartz microbalance. Four monolayers of Pb were then evaporated using another electron beam evaporator. The Pb overlayer was formed by annealing the sample at 375°C for 4 min 30 sec by direct current heating. This step leads to a striped incommensurate (SIC) reconstruction of the Pb monolayer. At no stage of the sample preparation did the pressure exceed $P = 3 \times 10^{-10}$ mbar.

Measurements. The scanning tunneling spectroscopy measurements were performed in-situ in a home-made apparatus at a base temperature of 320 mK and in ultrahigh vacuum in the low 10^{-11} mbar range. Mechanically sharpened Pt/Ir tips were used. The bias voltage was applied to the sample with respect to the tip. Typical set-point parameters for topography are 20 pA at $V = -50$ mV. Typical set-point parameters for spectroscopy are 120 pA at $V = -5$ mV. The electron temperature was estimated to be 350 mK. The tunneling conductance curves dI/dV were numerically differentiated from raw $I(V)$ experimental data. Each conductance map is extracted from a set of data consisting of spectroscopic $I(V)$ curves measured at each point of a 220×220 grid, acquired simultaneously with the topographic image. Each $I(V)$ curve contains 700 energy points in the $[-0.7; +0.7]$ meV energy range.

Numerical modeling and calculations. We adapt the model of eq. (1) in three different ways to facilitate a numerical analysis. The different system geometries considered in the numerical solution of the spin-orbit vortex eq. (1) are sketched in Supplementary Figure 4.

As first approach, we consider a constant magnetic exchange disk at the origin, $V_z(|\vec{r}| < R) \equiv V_z$, and a spin-orbit vortex located at the origin. We use rotational symmetry in the plane to study a large system and access a wide range of lengthscales. The symmetry together with a standard rescaling of the Bogoliubov-de Gennes operators $\Psi_{\vec{r}} \equiv (c_{\vec{r}\uparrow}, c_{\vec{r}\downarrow}, c_{\vec{r}\downarrow}^\dagger, -c_{\vec{r}\uparrow}^\dagger)^T \equiv \frac{1}{\sqrt{r}} \exp(im\theta) \Psi_r$ reduces the Hamiltonian of Eq. (1) to a radial problem, which we straightforwardly discretize by $r = ja$, $j = 1, 2, \dots, L$ on a chain of spacing a , into a tight-binding model:

$$\mathcal{H}_{radial}^{TB} = \sum_{j=1 \dots L-1} \Psi_{j+1}^\dagger \left[-t - \frac{i\alpha}{2a} \sigma_y \right] \tau_z \Psi_j + \sum_{j=1 \dots L} \Psi_j^\dagger \left\{ \left[-\mu + \frac{4m^2 - 1}{4j^2} + \frac{m\alpha}{j} \sigma_x \right] \tau_z + \Delta_S \tau_x + V_z(j) \sigma_z \right\} \Psi_j, \quad (4)$$

where the integer angular momentum is m . The shortcoming of the discretization is the treatment of the (polar and vortex) singularity at the origin: we choose the first site of the chain at $r = a$, while moving this position relative to $r = 0$ can strongly change the energetic contribution of the first sites of the chain. However, we find that the behavior at low-energy (up to superconducting pairing energy Δ_S) is qualitatively robust. We perform exact diagonalization of Eq. (4), for system sizes (radii) up to 10.000 sites, combining angular momenta $m = -100, \dots, 100$ since for typical parameters the lowest energy states at momenta $|m| > 50$ are consistently above energy Δ_S .

The local density of states of Fig. 2a,c,d is presented in the lengthscale regime corresponding to experiments, namely for system radius L , superconducting coherence length ξ , island radius R , Fermi length l_F and spin-orbit length l_{SO} :

$$\begin{aligned} L/\xi &> 10 \\ \xi/R &> 1 \\ R/l_F &\sim 10 \\ l_{SO} &\lesssim l_F, \end{aligned}$$

while the magnetic exchange energy V_z was not accessible in these experiments. We estimate the energy-based lengthscales in tight-binding models as

$$\left(\frac{\xi}{a}, \frac{l_V}{a}, \frac{l_F}{a}, \frac{l_{SO}}{a} \right) = \left(\frac{t}{\Delta_S}, \frac{t}{V_z}, \frac{t}{E_F}, \frac{t}{\alpha} \right), \quad (5)$$

where t is the nearest-neighbor hopping, and in Figs. 2a,c,d we choose precisely

$$(L, \xi/a, R/a, l_V/a, l_F/a, l_{SO}/a) = (8000; 400; 300; 80; 45; 3.3). \quad (6)$$

Note that the Fermi energy $E_F(\mu)$ is measured from the bottom of the band of the bulk clean model without the vortex, i.e., with spatially uniform spin-orbit coupling of amplitude α . We put $\mu = 0$ so that the Fermi level is in the middle of the gap that opens at zero momentum in the clean bulk system.

The main result of this model are two wavefunctions at angular momentum zero, $m = 0$, which are localized at the center of the spin-orbit vortex and at the edge of island. The central and the edge Majorana zero mode wavefunctions can be recovered by simple addition/subtraction of these two numerical wavefunctions, proving the straightforward bonding/anti-bonding mixing due to finite system size. The numerical wavefunctions correspondingly have a split in energy that decays with island size, having values $< 10^{-2} \Delta_S$ for the quoted parameters.

The Majorana pair is robust in a range of island sizes for the quoted parameters: (1) The mixing of zero modes due to their real space overlap leads to a noticeable energy splitting of size $> 5\%$ of the gap only when R decreases below $\xi/2$, (2) For increasing R (also beyond ξ), although the zero-modes are stable, the dispersive edge modes move into the gap (see Supplementary Figure). The approximately constant energy spacing of dispersive edge modes reduces inversely proportionate to the island radius, as quantization of waves on the edge directly predicts. For the above parameters, R has to reach 2ξ before more than 5 dispersive edge states move into the gap. We also check the independence of our results on system size by varying the system radius L so that the island size R is between 5% and 70% of L .

The qualitative variation of the Majorana zero mode wavefunctions with V_z (see Supplementary Figure 5) shows that both the central and the edge wavefunctions are strongly controlled by l_V on the inside of island, but the ξ lengthscale is also important, since ξ dominates the edge zero mode decay outside the island. The obvious Friedel oscillations at scale l_F are not observed in the experiments due to the diffusive regime.

As a second approach, we study the straightforward two-dimensional tight-binding version of the continuum model in Eq. (1):

$$\mathcal{H}_{2d}^{TB} = \sum_{\vec{I}} \sum_{\vec{\delta}=a\hat{x},a\hat{y}} \Psi_{\vec{I}+\vec{\delta}}^\dagger \left[-t + \frac{i\alpha}{2a} \hat{\lambda}_{\vec{\delta}} \right] \tau_z \Psi_{\vec{I}} + \sum_{\vec{I}} \Psi_{\vec{I}}^\dagger \left[-\mu\tau_z + \Delta_S \tau_x + V_z(\vec{I})\sigma_z \right] \Psi_{\vec{I}}, \quad (7)$$

where the Bogoliubov-de Gennes operators $\Psi_{\vec{I}} \equiv (c_{\vec{I}\uparrow}, c_{\vec{I}\downarrow}, c_{\vec{I}\downarrow}^\dagger, -c_{\vec{I}\uparrow}^\dagger)^T$ are defined on a two-dimensional square lattice $\vec{I} = (i, j)a$, $i=1, \dots, L$, $j=1, \dots, L$, of spacing a , and the 2π -winding spin-orbit vortex term is given by

$$\begin{pmatrix} \hat{\lambda}_x \\ \hat{\lambda}_y \end{pmatrix} = \begin{pmatrix} -\sin(\theta_+) & -\cos(\theta_+) \\ \cos(\theta_+) & -\sin(\theta_+) \end{pmatrix} \begin{pmatrix} \sigma_x \\ \sigma_y \end{pmatrix}, \quad (8)$$

where the counter-clockwise polar angle θ_+ is defined from the center of a plaquette defining the position \vec{P}_+ of the 2π spin-orbit vortex. The system shape (Supplementary Figure 4) is a torus, i.e., there are periodic boundary conditions, with L up to 450. The geometry ensures there are no spurious edge states of the system itself and no issues with regularizing the vortex singularity, but necessitates including a -2π spin-orbit vortex (the corresponding polar angle θ_- runs clockwise), which we set at distance $L/2$ from the 2π one. We include the island as a single disk of non-zero $V_z(|\vec{I} - \vec{P}_+| < R) \equiv V_z$, with radius R small enough so that the -2π spin-orbit vortex is outside it where $V_z(\vec{I}) = 0$.

This approach corroborates that for V_z larger enough than Δ_S there are two wavefunctions at energy zero, localized at the 2π spin-orbit vortex at the center of the island and at the island edge, while there are no features on the -2π -winding spin-orbit vortex (Fig. 2b). The spin-orbit vortex Majorana zero mode at the disk center has a peak localized at a much smaller lengthscale than its tail or the Majorana zero mode at the edge of the island, although quantification is impossible due to limited system sizes. The excited states below the pairing energy Δ_S are island edge states, which are sparse (see Supplementary Figure 5). We checked that the numerical Majorana zero mode wavefunctions are robust to dilute local random potential impurities, as expected from their topological protection. We vary the island radius from 10 lattice sites to 70% of the vortex—anti-vortex distance, reaching 100 sites. The shortcoming of this model is the small system size L , forcing the lengthscale ξ to remain smaller than the island radius R . For Fig. 2b we set parameters

$$(L, \xi/a, R/a, l_V/a, l_F/a, l_{SO}/a) = (300; 20; 80; 2; 1.9; 0.7). \quad (9)$$

As a third approach, to isolate the properties of the central Majorana zero mode (Fig. 2e), we consider the model \mathcal{H}_{2d}^{TB} where the magnetic exchange is constant in the entire plane, $V_z(\vec{I}) = V_z$, so that there are no edges whatsoever (see Supplementary Figure 4). The Majorana zero modes at the 2π spin-orbit vortex and -2π spin-orbit vortex centers are expected to appear as a pair only in the topological superconductivity regime $V_z > V_c = \Delta_S$ (since we take $\mu = 0$), which agrees with the numerical solution (shown in Fig. 2e) up to an expected shift in the critical value of V_c . Remarkably, there are no other states at energies below the bulk superconducting gap Δ_S . We note that the bulk gap does close at the topological transition at $V_z = V_c$ in the thermodynamic limit, as evidenced numerically by the fact that bulk states near V_c move down in energy as system size L is increased. The exact parameters chosen here are:

$$(L, \xi/a, l_V/a, l_F/a, l_{SO}/a) = (450; 80; 8; 1.9; 0.7). \quad (10)$$

Acknowledgments. This work was supported by the French Agence Nationale de la Recherche through the contract ANR Mistral, and by the Région Ile de France through the DIM Nano-K project ETERNAL. G.C.M. acknowledges funding from the CFM foundation.

Author contributions. G.C.M., C.B., and T.C. carried out the experiments. G.C.M. and T.C. processed and analysed the data. A.M. and P.S. performed the theoretical study. A.M., P.S., and T.C. wrote the manuscript with contributions from the others. D.R., T.C. and F.D. designed and built the STM setup.

* Current address: SPEC, CEA, CNRS, Université Paris-Saclay, CEA Saclay 91191 Gif-sur-Yvette Cedex, France

[†] pascal.simon@u-psud.fr

[‡] tristan.cren@upmc.fr

- [1] C. Nayak, S. H. Simon, A. Stern, M. Freedman, and S. Das Sarma, *Reviews of Modern Physics*, **80**, 1083 (2008).
- [2] D. Aasen, M. Hell, R. V. Mishmash, A. Higginbotham, J. Danon, M. Leijnse, T. S. Jespersen, J. A. Folk, C. M. Marcus, K. Flensberg, and J. Alicea, *Physical Review X*, **6**, 031016 (2016).
- [3] V. Mourik, K. Zuo, S. M. Frolov, S. R. Plissard, E. P. A. M. Bakkers, and L. P. Kouwenhoven, *Science*, **336**, 1003 (2012).
- [4] S. M. Albrecht, A. P. Higginbotham, M. Madsen, F. Kuemmeth, T. S. Jespersen, J. Nygård, P. Krogstrup, and C. M. Marcus, *Nature*, **531**, 206 (2016).
- [5] R. M. Lutchyn, E. P. A. M. Bakkers, L. P. Kouwenhoven, P. Krogstrup, C. M. Marcus, and Y. Oreg, *Nature Reviews Materials*, **3**, 52 (2018).
- [6] S. Nadj-Perge, I. K. Drozdov, J. Li, H. Chen, S. Jeon, J. Seo, A. H. MacDonald, B. A. Bernevig, and A. Yazdani, *Science*, **346**, 602 (2014).
- [7] M. Ruby, B. W. Heinrich, Y. Peng, F. Von Oppen, and K. J. Franke, *Nano Lett.*, **17**, 4473 (2017).
- [8] B. E. Feldman, M. T. Randeria, J. Li, S. Jeon, Y. Xie, Z. Wang, I. K. Drozdov, B. A. Bernevig, and A. Yazdani, *Nature Physics*, **13**, 286 (2017).
- [9] G. C. Ménard, S. Guissart, C. Brun, R. T. Leriche, M. Trif, F. Debontridder, D. Demaille, D. Roditchev, P. Simon, and T. Cren, *Nature Communications*, **8**, 2040 (2017).
- [10] J. Alicea, *Reports on Progress in Physics*, **75**, 6501 (2012).
- [11] J. Li, T. Neupert, B. A. Bernevig, and A. Yazdani, *Nature Communications*, **7**, 10395 (2016).
- [12] J. Li, T. Neupert, Z. Wang, A. H. MacDonald, A. Yazdani, and B. A. Bernevig, *Nature Communications*, **7**, 12297 (2016).
- [13] P. Virtanen, F. S. Bergeret, E. Strambini, F. Giazotto, and A. Braggio, *Physical Review B*, **98**, 020501 (2018).
- [14] Y. Zeng, C. Lei, G. Chaudhary, and A. H. MacDonald, *Physical Review B*, **97**, 081102 (2018).
- [15] F. Nichele, A. C. C. Drachmann, A. M. Whicar, E. C. T. O'Farrell, H. J. Suominen, A. Fornieri, T. Wang, G. C. Gardner, C. Thomas, A. T. Hatke, P. Krogstrup, M. J. Manfra, K. Flensberg, and C. M. Marcus, *Physical Review Letters*, **119**, 136803 (2017).
- [16] C.-X. Liu, J. D. Sau, T. D. Stanescu, and S. Das Sarma, *Phys. Rev. B*, **96**, 075161 (2017).
- [17] A. Palacio-Morales, E. Mascot, S. Cocklin, H. Kim, S. Rachel, D. K. Morr, and R. Wiesendanger, *arXiv:1809.04503* (2018).
- [18] Q. L. He, L. Pan, A. L. Stern, E. C. Burks, X. Che, G. Yin, J. Wang, B. Lian, Q. Zhou, E. S. Choi, K. Murata, X. Kou, Z. Chen, T. Nie, Q. Shao, Y. Fan, S.-C. Zhang, K. Liu, J. Xia, and K. L. Wang, *Science*, **357**, 294 (2017).
- [19] N. B. Kopnin and M. M. Salomaa, *Physical Review B (Condensed Matter)*, **44**, 9667 (1991).
- [20] D. A. Ivanov, *Physical Review Letters*, **86**, 268 (2001).
- [21] V. Gurarie and L. Radzihovsky, *arXiv.org* (2006), *cond-mat/0610094v1*.
- [22] N. Read and D. Green, *Physical Review B*, **61**, 10267 (2000).
- [23] H.-H. Sun, K.-W. Zhang, L.-H. Hu, C. Li, G.-Y. Wang, H.-Y. Ma, Z.-a. Xu, C. L. Gao, D.-D. Guan, Y.-Y. Li, C. Liu, D. Qian, Y. Zhou, L. Fu, S.-C. Li, F.-C. Zhang, and J.-F. Jia, *Physical Review Letters*, **116**, 257003 (2016).
- [24] D. Wang, L. Kong, P. Fan, H. Chen, S. Zhu, W. Liu, L. Cao, Y. Sun, S. Du, J. Schneeloch, R. Zhong, G. Gu, L. Fu, H. Ding, and H.-J. Gao, *Science* (2018), ISSN 0036-8075, doi:10.1126/science.aao1797, <http://science.sciencemag.org/content/early/2018/08/15/science.aao1797.full.pdf>.
- [25] Q. Liu, C. Chen, T. Zhang, R. Peng, Y. J. Yan, C. H. P. Wen, X. Lou, Y. L. Huang, J. P. Tian, X. L. Dong, G. W. Wang, W. C. Bao, Q. H. Wang, Z. P. Yin, Z. X. Zhao, and D. L. Feng, *arXiv.org* (2018), 1807.01278.
- [26] C. Caroli, P. G. De Gennes, and J. Matricon, *Physics Letters*, **9**, 307 (1964).
- [27] C. Brun, T. Cren, V. Cherkez, F. Debontridder, S. Pons, D. Fokin, M. C. Tringides, S. Bozhko, L. B. Ioffe, B. L. Altshuler, and D. Roditchev, *Nature Physics*, **10**, 444 (2014).
- [28] J. Chulsu, D.-C. Kim, and J. I. Lee, *Journal of Magnetism and Magnetic Materials*, 156 (2006).
- [29] J. S. Tsay, T. Y. Fu, M. H. Lin, C. S. Yang, and Y. D. Yao, *Applied Physics Letters*, **88**, 102506 (2006).
- [30] H. W. Chang, J. S. Tsay, Y. C. Hung, F. T. Yuan, W. Y. Chan, W. B. Su, C. S. Chang, and Y. D. Yao, *Journal of Applied Physics*, **101**, 09D124 (2007).
- [31] G. C. Ménard, S. Guissart, C. Brun, R. T. Leriche, M. Trif, F. Debontridder, D. Demaille, D. Roditchev, P. Simon, and T. Cren, *arXiv:1809.03947.v2* (2018).
- [32] C. Brand, S. Muff, M. Fanciulli, H. Pfnür, M. C. Tringides, J. H. Dil, and C. Tegenkamp, *Physical Review B*, **96**, 035432 (2017).
- [33] M. Sato, Y. Takahashi, and S. Fujimoto, *Physical Review Letters*, **103**, 020401 (2009).
- [34] J. D. Sau, S. Tewari, R. M. Lutchyn, T. D. Stanescu, and S. Das Sarma, *Physical Review B*, **82**, 214509 (2010).
- [35] B. Braunecker, G. I. Japaridze, J. Klinovaja, and D. Loss, *Physical Review B*, **82**, 045127 (2010).
- [36] T. P. Choy, J. M. Edge, A. R. Akhmerov, and C. W. J. Beenakker, *Physical Review B*, **84**, 195442 (2011).
- [37] F. S. Bergeret and I. V. Tokatly, *Physical Review B*, **89**, 134517 (2014).
- [38] G. Yang, P. Stano, J. Klinovaja, and D. Loss, *Physical Review B*, **93**, 224505 (2016).
- [39] P.-J. Hsu, A. Kubetzka, A. Finco, N. Romming, K. von Bergmann, and R. Wiesendanger, *Nature Nanotechnology*, **12**, 123 (2017).
- [40] A. Kohen, T. Proslier, T. Cren, Y. Noat, W. Sacks, H. Berger, and D. Roditchev, *Physical Review Letters*, **97**, 027001 (2006).

Supplementary Information

Supplementary Methods and Supplementary Figures 1-5

Table of Contents

- I. Reproducibility measurements and superconducting vortex
- II. Modeling of superconducting vortex
- III. Theory of spin-orbit vortex
- IV. Magnetic exchange texture model

I. Measurements

Other examples of observed pairs of apparent Majorana zero modes

In Supplementary Figure 1 we show other examples of zero bias structures measured in Pb/Co/Si(111). As in Figure 1 of main text, the underlying Co-Si island domains do not appear in the topography but their effect is clearly visible in zero bias conductance maps. As in Figure 1 of main text, a strong zero bias peak is found in very small spot located in the middle of domains. A smaller zero bias peak is also found over an extended ring decaying very fast towards the inner domain and very slowly, over tens of nanometers, on the outside.

Ordinary superconducting vortex in Pb/Si(111)

The pair of zero bias peak structures we found at Co-Si domains cannot be explained by a zero energy mode of superconducting vortex core in a topological domain. Namely, in vortex cores generally one expects to have states with typical energy spacing of Δ^2/E_F . The total number of Caroli-Matricon-de Gennes bound states[19, 26] in a vortex core is of the order $N \approx E_F/\Delta$, and here we have $E_F \approx 660$ meV [32] and $\Delta \approx 0.35$ meV, expecting around 2000 bound states in a vortex core, i.e., a continuum of states. Moreover, our sample is in the ultradiffusive limit $\xi_{eff} \gg l_e$, where $\xi_{eff} \approx 50$ nm is the effective coherence length and $l_e \approx 2$ nm the mean free path. In this limit one expects to see superconducting vortices as normal state regions where the gap vanishes. This is indeed what we find in Pb/Si(111) monolayers [27], shown explicitly in Supplementary Figure 2. Note that the presence of a superconducting vortex has a big influence on the local density of states even very far from the vortex core. Further, a superconducting vortex is in general surrounded by strong screening currents due to the fact that the superconducting phase winds by 2π around the vortex. The radial superfluid velocity as function of the radius r is given by $v_s(r) = \frac{\hbar}{2m_e r}$, where m_e is the effective mass of the electrons. This superfluid velocity modifies the quasiparticle energy due to Doppler effect: $E_{\vec{k}} = \sqrt{\epsilon_{\vec{k}}^2 + \Delta^2} + \hbar \vec{k} \cdot \vec{v}_s$ and this manifests by a broadening of the quasiparticle peaks at gap edge which is easily detected by STM[40]. In Supplementary Figure 2 we show that at a distance of 200 nm from the vortex core, which is equal to 4 times the coherence length, the local density of states does not recover the well developed hard gap that exists in the absence of a superconducting vortex. This is at sharp odds with what we found in Figure 1 of main text and Supplementary Figure 1, in which we don't find any gap closing nor the superfluid Doppler broadening (see the profile in Figure 1f of main text).

II. Modeling of superconducting vortex

We consider a standard mean-field model of a superconducting vortex, having s-wave pairing $\Delta_S(\vec{r}) \equiv \Delta_S(1 - \exp(-|\vec{r}|/\xi)) \exp(i\theta)$ suppressed at the origin where a single-winding vortex is introduced through polar angle θ . We set the superconducting vortex into our general model of eq. (1) with a standard constant Rashba spin-orbit coupling of amplitude α :

$$\hat{H} = \int d^2\vec{r} \Psi_{\vec{r}}^\dagger \left[(-\eta \nabla^2 - \mu - i\alpha \vec{\sigma} \times \vec{\nabla}) \tau_z + V_z(\vec{r}) \sigma_z + \Delta_S(\vec{r}) \tau_x \right] \Psi_{\vec{r}}. \quad (11)$$

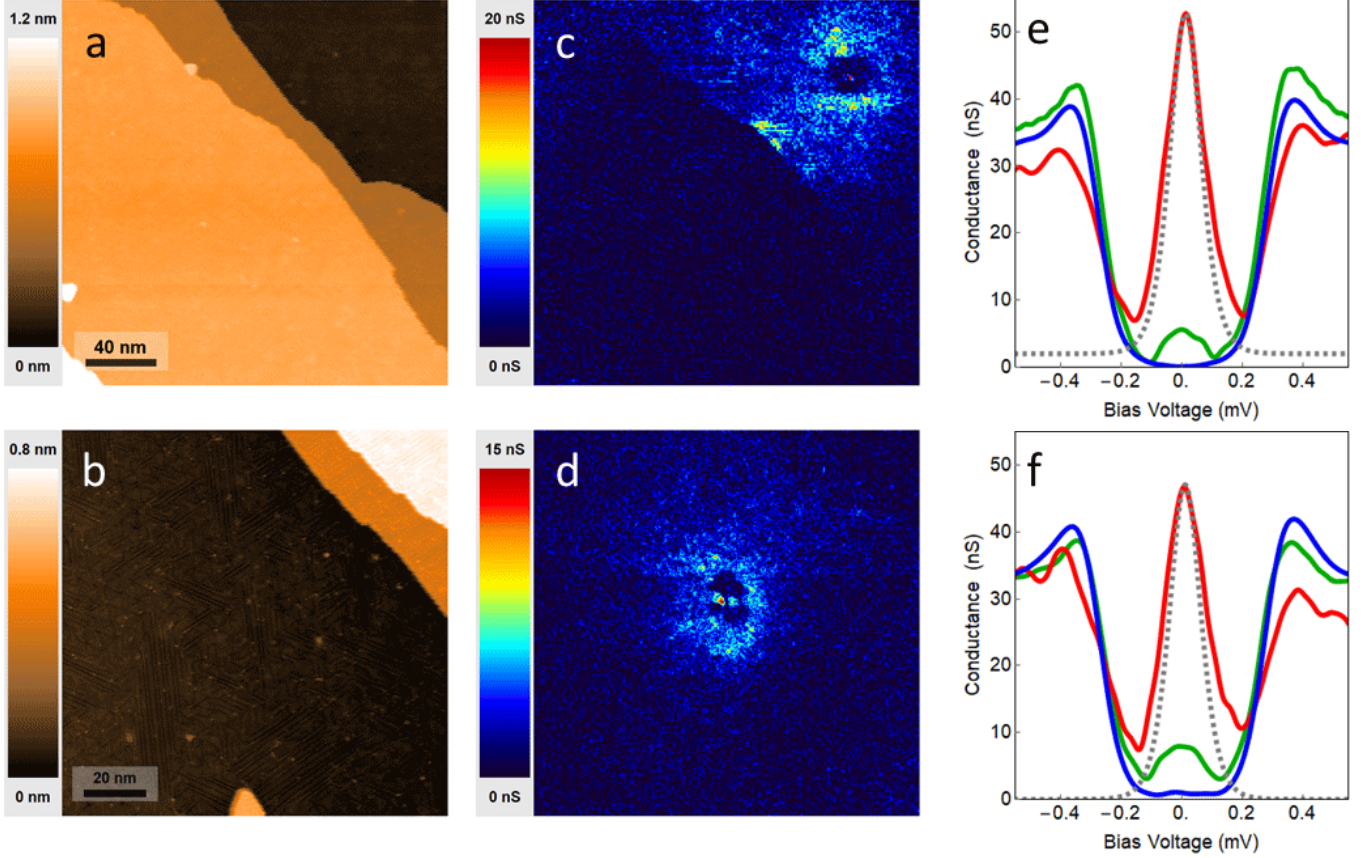


FIG. 3. **Supplementary Fig. 1 Reproducible observations.** (a,b), Scanning tunneling microscopy images of the sample showing a Pb monolayer with devil's staircase structure ($V_T = 50$ mV, $I_T = 50$ pA). The underlying Co-Si domain doesn't appear in the topography. (c,d), Corresponding conductance map at $V_T = 0$ mV shows an island-shaped domain with a strong zero bias peak (red dot) surrounded by a gapped region (dark blue) itself surrounded by a zero-bias rim (light blue). (e,f), Conductance curve taken at the center of the island domain shows a very high zero bias peak (red curve), fitted (dashed gray line) by a state at $10\mu\text{V}$ in (e) and $11\mu\text{V}$ in (f). The spectra in green are taken on the light blue rim, they show a peak close to zero bias. The blue curves are reference conductance curves taken far from the island and show fully gapped BCS spectra.

We then treat this model numerically in the exact same way described in Methods and present the salient results in Supplementary Figure 3 which are directly comparable to the presented results for spin-orbit vortex because all the shared parameters in the two cases are set to the same values. Obviously, the superconducting vortex has many low-energy excitations extending on the largest lengthscale ξ , incompatible with the experimental observations in main text.

III. Theory of spin-orbit vortex

There are two well-known spin-orbit terms induced in a plane (a material surface or heterostructure) due to breaking of inversion symmetry: the Rashba term and the Dresselhaus term. These terms still respect some point-group symmetries, namely, they share the symmetry of rotation by π around the z -axis, and a vertical mirror. The SIC system however breaks even these symmetries, allowing the additional spin-orbit coupling terms of the form $k_x\sigma_x$ or $k_y\sigma_y$, with (k_x, k_y) the electron in-plane momentum, and σ_α , $\alpha = x, y, z$ the electron spin operators. This leads to the possibility of the spin-orbit vortex. Consider first a simple mixing of the Rashba term with an $k_x\sigma_x + k_y\sigma_y$ term:

$$\mathcal{H}_{SOmix} = \alpha \left(\cos(\chi) \hat{z} \cdot (\vec{\sigma} \times \vec{k}) - \sin(\chi) \vec{\sigma} \cdot \vec{k} \right), \quad (12)$$

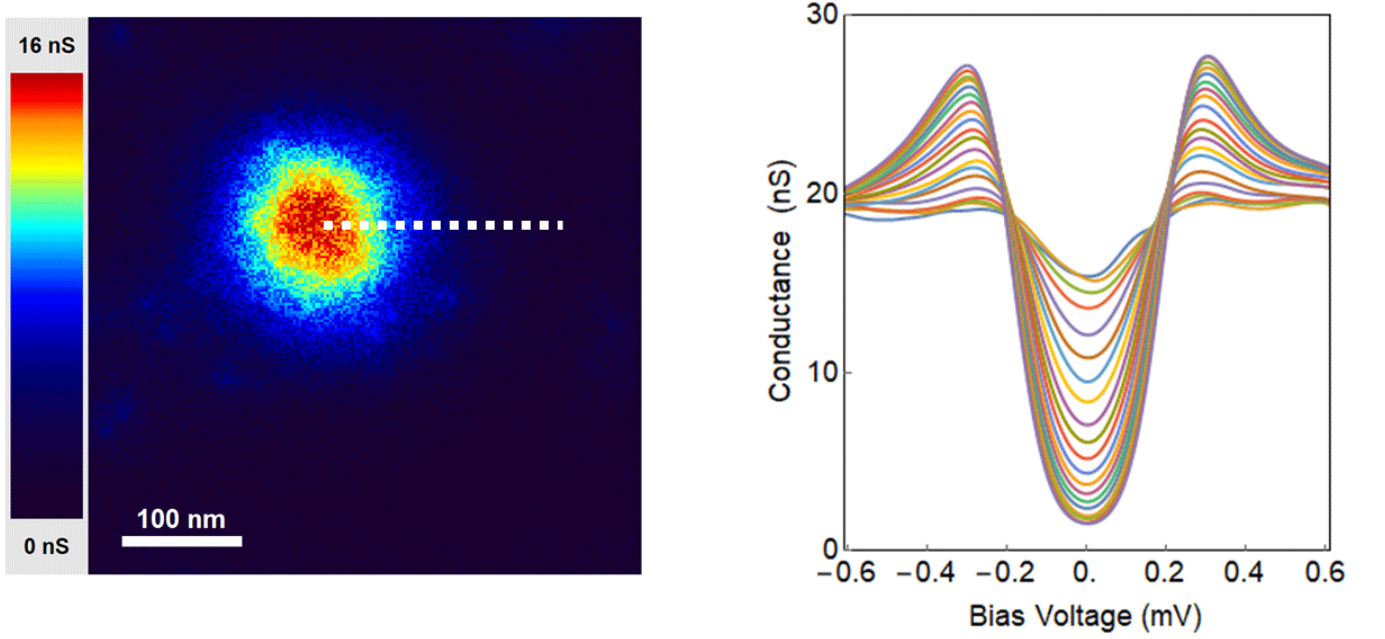


FIG. 4. **Supplementary Fig. 2 Superconducting vortex observed.** **a**, Scanning tunneling spectroscopy differential conductance map at $V_T = 0$ mV showing a superconducting vortex in a stripe incommensurate monolayer of Pb/Si(111) ($B = 40$ mT, $T = 320$ mK). **b**, Conductance spectra taken along the dashed line in **a** showing the profile of the vortex. The spectra are taken every 10 nm from 0 to 200 nm away from the vortex center.

which in second quantization has the form:

$$\hat{H}_{SOmix} = c_{\vec{k}\uparrow}^\dagger \alpha e^{i\chi}(k_y + ik_x) c_{\vec{k}\downarrow} + H.c., \quad (13)$$

where $c_{\vec{k}a}$ annihilates an electron of momentum $\vec{k} = (k_x, k_y)$ and spin z -component $a = \uparrow, \downarrow$.

In Eq. (13) it is obvious that the constant mixing angle χ plays the role of a phase of the Rashba spin-orbit coupling constant. We note that the constant χ does not influence the spectrum nor the pairing of electrons. The simple 2π spin-orbit vortex is obtained by making the mixing *local*, i.e., $\chi \rightarrow \chi(x, y)$, and allowing the phase $\chi(x, y)$ to wind by 2π around a singular point (see Supplementary Figure 4c), i.e.,

$$\chi(x, y) = \theta(x, y), \quad (14)$$

where θ is the polar angle in the plane.

Explicitly, the Hamiltonian of the 2π spin-orbit vortex, written in the σ_z basis of Eq. (12) using polar coordinates, becomes:

$$\mathcal{H}_{SO-vortex} = \alpha \begin{pmatrix} 0 & \partial_r - \frac{i}{r} \partial_\theta + \frac{1}{2r} \\ -\partial_r - \frac{i}{r} \partial_\theta - \frac{1}{2r} & 0 \end{pmatrix}. \quad (15)$$

The spin-orbit vortex obviously shifts the angular momentum to integer values, which allows protected zero-energy states at angular momentum zero.

We note that the s-wave singlet pairing of $|\vec{k}\uparrow\rangle$ and $|\vec{k}\downarrow\rangle$ is compatible with either of the two spin-orbit terms (Eq. (12)) that we locally mix in the vortex (see Supplementary Figure 4a). Therefore the spin-orbit vortex is a defect fully contained in the kinetic energy (not in pairing), and also it is not expected to inhibit pairing.

The spin-orbit vortex model of Eq. (1) with a constant $V_z(x, y) = V_z$ in the entire plane has been considered exclusively focusing on the Majorana state at zero energy and zero angular momentum[33, 34]. In this subspace, finding the rescaled Majorana wavefunction $\tilde{\psi} = \psi/\sqrt{r}$, with r the radial coordinate, reduces to solving

$$\begin{pmatrix} -\partial_s^2 - \frac{1}{4s^2} + \tilde{V} & \partial_s + \lambda \tilde{\Delta}_S \\ -\partial_s - \lambda \tilde{\Delta}_S & -\partial_s^2 - \frac{1}{4s^2} - \tilde{V} \end{pmatrix} \tilde{\psi}(s) = 0, \quad (16)$$

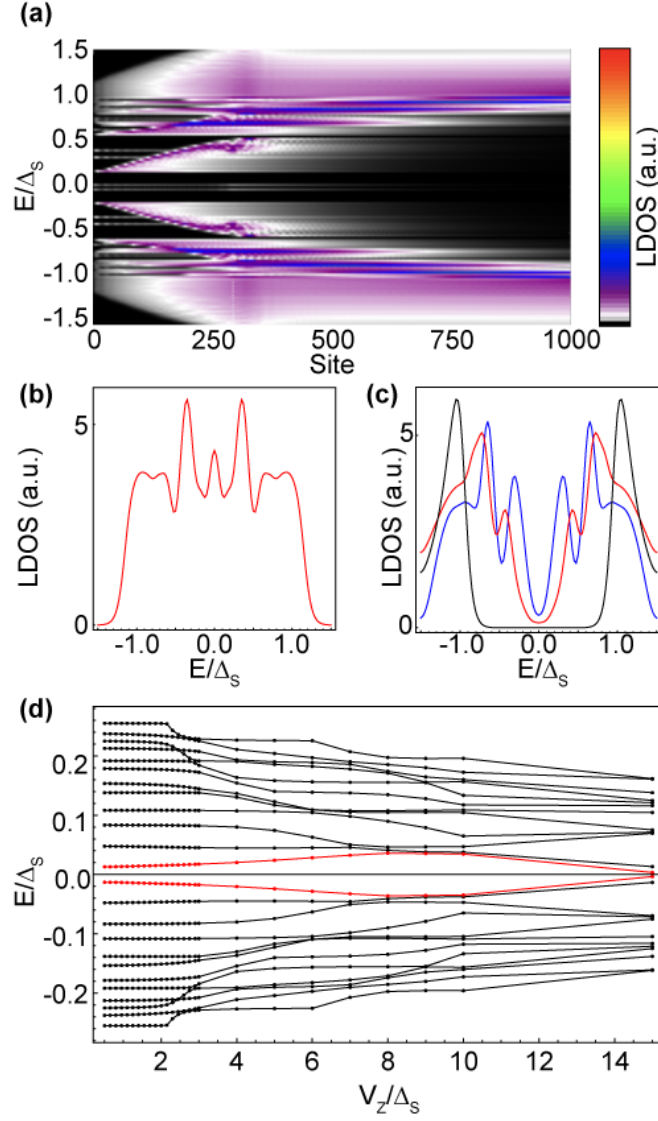


FIG. 5. **Supplementary Fig. 3 Superconducting vortex and magnetic exchange.** **a**, The local density of states (LDOS) of model eq. (11) solved in circular geometry (see Methods and Supplementary Figure 4a) with single superconducting vortex at the center of a disk of radius $R = 300$ with constant magnetic exchange $V_z = 10\Delta_S$, and $V_z = 0$ outside. Model parameters match the ones used for spin-orbit vortex in Fig. 2: $(L, \xi/a, R/a, l_V/a, l_F/a, l_{SO}/a) = (8000; 400; 300; 80; 45; 3.3)$, and superconducting coherence length larger than island radius. **b**, Energy-dependent LDOS at origin of system in **a** (average of sites in radius 3% of magnetic disk radius). Thermal broadening is simulated by convolution with derivative of Fermi-Dirac distribution at temperature $k_B T/\Delta_S = 0.1$. **c**, Energy-dependent LDOS at edge R of magnetic disk (red line) in **a** (average within edge ring of width 3% of magnetic disk radius), in a similar ring within disk at distance $R/2$ (blue), and reference LDOS far outside magnetic disk (black). **d**, Spectrum of excitations in superconductor of pairing energy Δ_S for superconducting vortex—anti-vortex pair in a plane of size $L = 450$ with periodic boundary conditions and with constant magnetic exchange V_z , and all common model parameters match Fig. 1e, i.e., $(L, \xi/a, l_V/a, l_F/a, l_{SO}/a) = (450; 80; 8; 1.9; 0.7)$ (see Methods and Supplementary Figure 4). The lowest 22 energies are plotted for each V_z , with lowest two in red.

with dimensionless parameters $s = r/\alpha$, $\tilde{\Delta}_S = \Delta_S/\alpha^2$, $\tilde{V}_z = V_z/\alpha^2$, $\mu = 0$, and $\lambda = \pm 1$. The presence of multiple physical lengthscales, i.e., $\xi \sim 1/\Delta_S$, $l_V \sim 1/V_z$ and $l_{SO} \sim 1/\alpha$, makes even this simple model analytically inaccessible[33, 34].

In this work we instead focus on numerically studying both the zero-energy state and the excitation energies using several geometries and versions of the model, including the case of V_z being non-zero only within a disk representing the *Co* island.

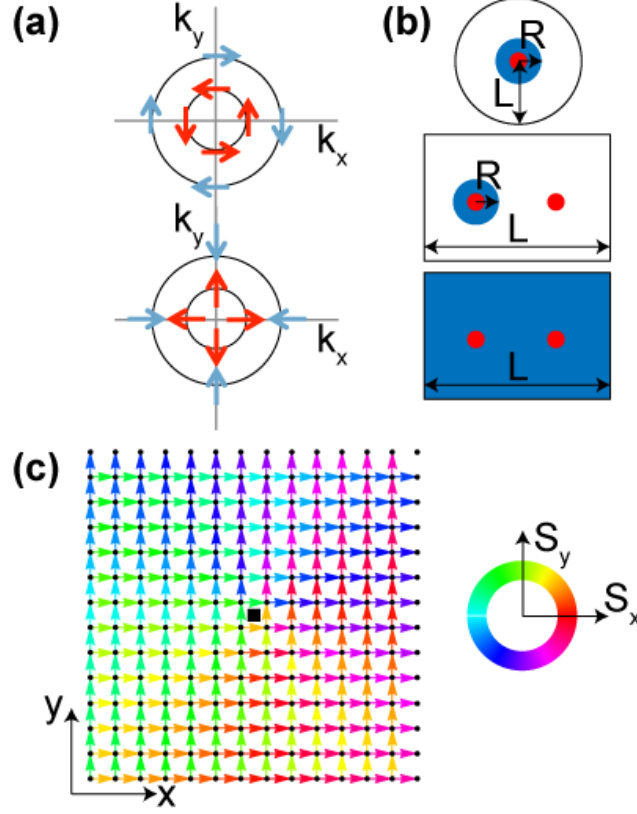


FIG. 6. **Supplementary Fig. 4 Spin-orbit vortex definition and system geometries.** **a**, Top: Two Fermi surfaces (black circles) of model in eq. (1) without any vortex but with constant Rashba spin-orbit coupling. Arrows mark the spin direction at several momenta. The momentum-spin locking is compatible with singlet pairing of opposite points on either Fermi surface. Bottom: The same when Rashba spin-orbit coupling is replaced by $\vec{k} \cdot \vec{\sigma}$. The same singlet pairing is still compatible. **b**, Schematic system geometries used in numerical calculations of vortices (spin-orbit or superconducting). Red dots are vortex positions. Magnetic exchange is non-zero in blue areas, and zero in white. Top: circular geometry with open boundary conditions. Middle, Bottom: torus geometry, periodic boundary conditions on rectangle. **c**, Square lattice tight-binding representation of 2π -winding spin-orbit vortex (located at black rectangle). Arrow marks direction of hopping between nearest neighbors, while color of arrow describes spin Pauli matrix that is applied to that hopping (color code on circle), thereby determining the local momentum-spin locking. Note the center-right area of lattice (purple-red) with Rashba spin-orbit pattern $k_y\sigma_x - k_x\sigma_y$, and the bottom-center area (red-green) with pattern $k_x\sigma_x + k_y\sigma_y$.

IV. Magnetic exchange texture model

To present the similarities between the spin-orbit vortex and a magnetic exchange texture in two dimensions, we start from the explicit matrix form of the continuum radial model of the spin-orbit vortex, i.e., eq. (1) right before discretization in eq. (4):

$$H_{\text{SOvortex}} = H_0 + \delta H_{\text{SOvortex}}, \quad (17)$$

with

$$H_0 = -\eta \left(\partial_r^2 + \frac{1-4m^2}{4r^2} \right) \tau_z + \Delta_S \tau_x + V_z \sigma_z, \quad (18)$$

and

$$\begin{aligned} \delta H_{\text{SOvortex}} = & \alpha (i\partial_r) \sigma_y \tau_z + \\ & + \alpha \frac{m}{r} \sigma_x \tau_z, \end{aligned} \quad (19)$$

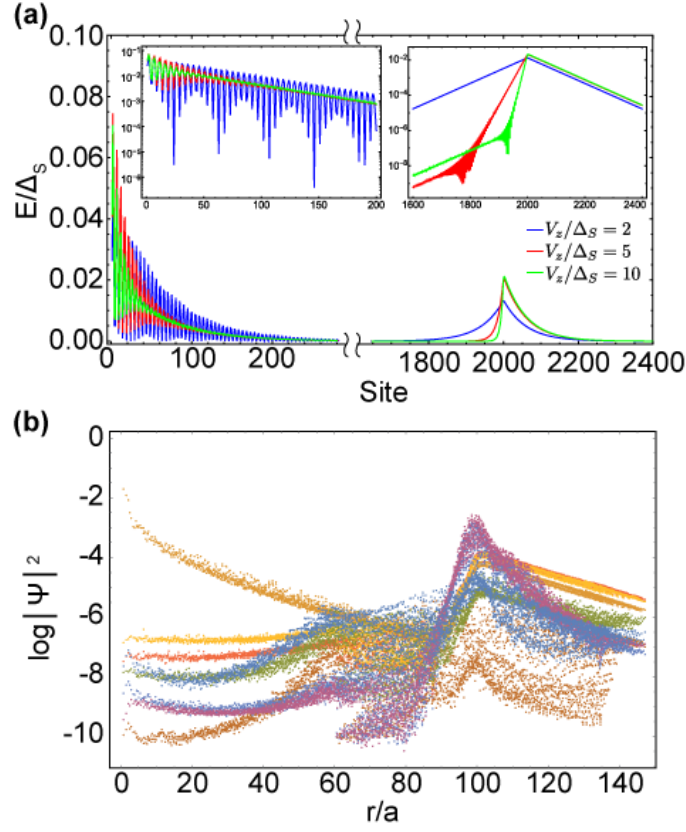
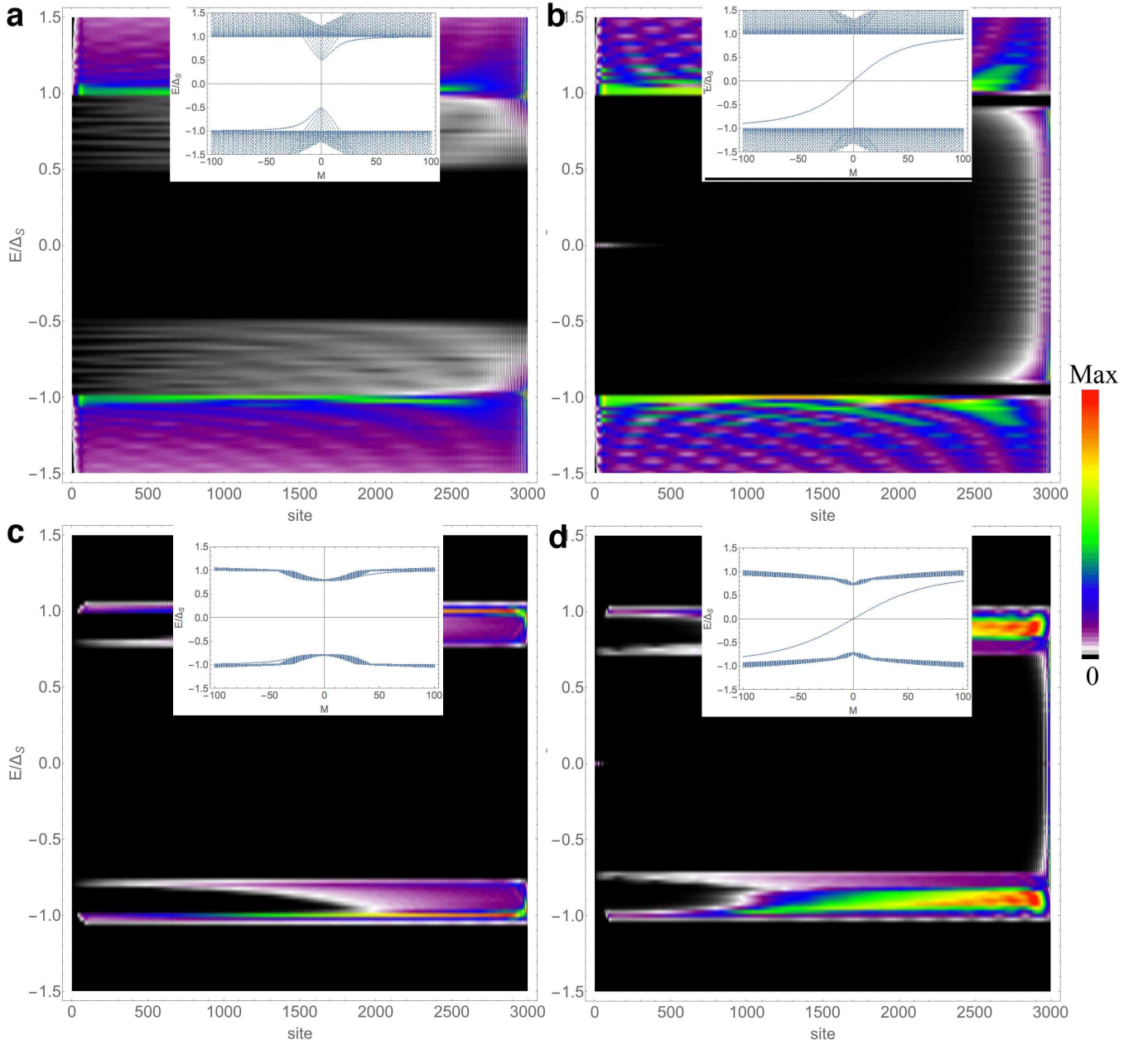


FIG. 7. Supplementary Fig. 5 Spin-orbit vortex on island: magnetic exchange dependence and excitations. **a**, The radial dependence of local density of states (LDOS) at zero energy in the spin-orbit vortex model of eq. (1) solved in circular geometry (see Methods for definitions and technical details) with single spin-orbit vortex at the center of a disk (radius $R = 2000$) with constant magnetic exchange V_z (see legend), and $V_z = 0$ outside. Model parameters are $(L, \xi/a, R/a, l_F/a, l_{SO}/a) = (10000; 80; 2000; 1.9; 0.7)$. Here, the superconducting coherence length is smaller than the island radius. Inset left: Zoom-in on center of disk, on logarithmic scale, showing the strong localization at spin-orbit vortex, but also a slowly decaying tail. Inset right: Zoom-in to disk edge region, on logarithmic scale. Note the asymmetric decay on inside and outside. This LDOS is contributed by exactly two Majorana zero-mode wavefunctions. **b**, The radial decay, from the position of spin-orbit vortex, of angularly averaged wavefunction amplitudes of the lowest 16 excited states in a two-dimensional tight-binding version of model eq. (1) with periodic boundary conditions, a non-zero magnetic exchange $V_z/\Delta_S = 10$ on a disk of radius $R/a = 100$ centered at the spin-orbit vortex at origin, while other parameters are $(L, \xi/a, R/a, l_F/a, l_{SO}/a) = (300; 20; 100; 1.9; 0.7)$ (see Methods for definitions and technical details). The two zero energy wavefunctions appear identical (the only curve peaking at origin), while all excited states are island edge states. Here, the superconducting coherence length is smaller than island radius R .

where m is an integer angular momentum, and we assume a disk-shaped system of radius L with open boundary. The magnetic exchange V_z is constant throughout the system. Next we consider a magnetic texture continuum model of eqs. (1),(3), removing any spin-orbit coupling term for simplicity. General magnetic exchange (or Zeeman field) textures \vec{V} will be considered elsewhere, but here we postulate a skyrmion, $\vec{V} = V_0 [\cos(f_r) \cos(n\theta), \cos(f_r) \sin(n\theta), \sin(f_r)]$, with θ the polar angle and n an integer, and we simplify by taking $2f_r \equiv A + \beta r$. To reduce to radial form, first note that if n is even the total angular momentum is integer valued, $m + \frac{n}{2}$, with m an integer. We reduce Hamiltonian to radial form using this, and then apply a local rotation of electron until the remaining explicit texture term $\vec{V}_{rad} \cdot \vec{\sigma}$ becomes constant in space, $V_0 \vec{e}_z$. The explicit transformation for reduction to radial form is $\Psi_{r,\theta} \equiv \frac{1}{\sqrt{r}} \exp(i(m\theta - \frac{n}{2}\sigma_z)) \exp(-if_r\sigma_y)$, giving:

$$H_{\text{texture}} = H_0 + \delta H_{\text{texture}}, \quad (20)$$



Supplementary Fig. 6 Magnetic exchange texture vs. spin-orbit vortex. **a**, The local density of states (LDOS) of model eq. (17), i.e., the model of eq. (1) solved in circular geometry with single spin-orbit vortex at the origin and a constant magnetic exchange $V_z = 0.5\Delta_S$ in the non-topological regime. Model parameters are $(L, \xi/a, l_F/a, l_{SO}/a) = (3000; 80; 1.9; 0.7)$. Apart from bulk states due to the nearby topological transition at $V_z = \Delta_S$, there are no excitations below Δ_S . Inset: The spectrum as function of angular momentum m , with 40 lowest states at each m . **b**, and inset: The same spin-orbit vortex system as in **a**, but in topological regime, $V_z = 2\Delta_S$. There are two Majorana wavefunctions at $m = 0$, one localized at origin and one at edge. There is a clear chiral branch of edge modes at the edge of this topological system. The edge modes are dense in the gap due to their very large radius (the system radius L). **c**, The local density of states (LDOS) of corrected skyrmion texture model eq. (20) with $K = 1$, $n = 2$ solved in circular geometry in the non-topological regime $V_0 = 0.5\Delta_S$. Model parameters are $(L, \xi/a, A, \beta) = (3000; 80; \pi/2; 1000)$. There are no excitations below $\sim \Delta_S$. Inset: The spectrum as function of angular momentum m , with 40 lowest states at each m . **d**, and inset: The same texture system as in **c**, but in topological regime, $V_0 = 2\Delta_S$. The spectral features are the same as in the spin-orbit vortex model of **b**.

with

$$\begin{aligned} \delta H_{\text{texture}} = & \eta\beta \left[(i\partial_r)\sigma_y + \frac{\beta}{4} \right] \tau_z + \\ & + \eta\beta \frac{m}{r} \left[K\sigma_x + \frac{n}{r} (\sin(2f_r)\sigma_x - \cos(2f_r)\sigma_z) \right] \tau_z, \end{aligned} \quad (21)$$

where the single correction term proportional to K (in the second line) was added by hand for later discussion.

One sees a resemblance between the H_{SOvortex} and H_{texture} , with radial winding of the skyrmion, measured by β , inducing an effective spin-orbit coupling. Ref.[38] pointed out that H_{texture} (without correction, $K = 0$) has a central Majorana zero mode for β large enough, but also many other low energy excitations, in contrast to H_{SOvortex} .

We find that all the unwanted excitations of the skyrmion model can be removed from the low-energy spectrum (below Δ_S) by the addition of single correction term, $K \neq 0$, see Supplementary Figure 6. The correction is simply the term occurring in H_{SOvortex} , second line of eq. (19). Upon adding the correction term ($K \neq 0$), the induced chemical potential, the choice of (any even) n , and exact shape of f_r in H_{texture} do not play a crucial role for the spectrum.

Importantly, the correction term $K \cdot \left(\frac{m}{r} \sigma_x \tau_z \right)$ in H_{texture} is of the exact same matrix form as a term already induced by the skyrmion, namely, $\frac{n \sin(2f_r)}{r} \cdot \left(\frac{m}{r} \sigma_x \tau_z \right)$. The correction term forbids the non-zero-mode low-energy excitations because it does not have the spatially decaying factor of the skyrmion term, $\frac{\sin(2f_r)}{r}$. Interestingly, this factor does not decay spatially in the limit of small f_r , i.e., small β and $A = 0$, but this limit is contrary to the necessity of large β to increase the induced spin-orbit coupling. This indicates that skyrmion-like textures should be considered beyond the continuum limit; in principle, it seems there should be various textures which could compensate the undesirable decay with r from the outset, and we leave this kind of study for future work.