

Science with an ngVLA: Probing Strong Binary Interactions and Accretion in AGB stars with the ngVLA

Raghvendra Sahai¹

¹*JPL, Pasadena, CA, USA; raghvendra.sahai@jpl.nasa.gov*

Abstract. Understanding strong binary interactions is of wide astrophysical importance, and the deaths of most stars in the Universe that evolve in a Hubble time could be fundamentally affected by such interactions. These stars end their lives, evolving from Asymptotic Giant Branch stars with extensive mass-loss into planetary nebulae with a spectacular array of morphologies. Binarity, and the associated formation of accretion disks (that drive collimated, fast jets) during the very late AGB or early post-AGB phase is believed to produce this dramatic morphological transformation. But the evidence for binarity and accretion during the AGB phase has been hard to obtain due to observational limitations. However, recent observations at UV and X-ray wavelengths have broken thru the observational barrier – our studies using GALEX reveal a candidate population of AGB stars, generally with strongly-variable far-ultraviolet (FUV) emission (fuvAGB stars), and our follow-up studies with XMM-Newton, Chandra, and HST of a few key objects supports our hypothesis that these objects have companions that are actively accreting material from the primary. The most prominent fuvAGB star has been detected with the VLA, showing the presence of variable non-thermal emission. The ngVLA, with its unprecedented sensitivity, is needed to survey a statistical sample of fuvAGB stars over the $\sim 3\text{--}90$ GHz range to search for and characterize the nature of the radio emission from fuvAGB stars and test our binarity+accretion hypothesis. Such a survey will distinguish between binarity/accretion-related radio emission that is expected to have both thermal and non-thermal components and display significantly time-variable on short time-scales (minutes to weeks), and single-star chromospheric emission from the primary that is expected to be thermal, possibly with time-variability, but only on long time-scales (many months to a year).

1. Introduction – Binarity and the AGB to PN Transition

A major astrophysical accomplishment of the 20th century was the success of models of the structure and evolution of stars of all masses from adolescence to retirement. The challenges continuing into the 21st century are now stellar birth, stellar death, and the impact of binary interactions on stellar evolution. Binary interactions in particular affect our understanding of stars in general, since such interactions affect the observable qualities of stars and stellar populations.

A glaring example of the effect of binary interactions on stellar evolution are planetary nebulae (PNe) that represent the bright end-stage of most stars in the Universe that evolve in a Hubble time (i.e., those with main-sequence masses of $1 - 8 M_{\odot}$). PNe have wide-ranging astrophysical importance, covering diverse topics such as mass-loss and its effect on stellar evolution, the chemical evolution of the ISM, the cosmological distance ladder, astrophysical jets, common-envelope evolution, and intermediate-luminosity transients.

A long-standing puzzle for PNe formation is that while modern imaging surveys indicate that the vast majority of PNe deviate strongly from spherical symmetry (e.g., Schwarz, Corradi & Melnick 1992, Manchado et al. 1996, Sahai & Trauger 1998

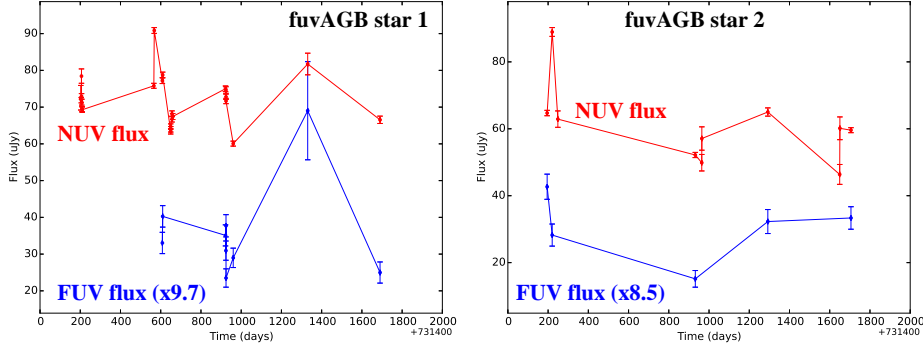


Figure 1.: Two fuvAGB stars observed with GALEX showing strong variability in their FUV (blue) and NUV (red) emission (the FUV fluxes have been scaled up by arbitrary factors.)

[ST98], Sahai et al. 2011a, Stanghellini et al. 2016), the progenitors of PNe, AGB stars, have spherically-symmetric circumstellar envelopes (CSEs) resulting from mass-loss. Spherical mass-loss on the AGB implicitly implies that potential physical causes of asymmetry present during the main-sequence phase (e.g., stellar rotation, which is very small and can be ignored at ages $> \text{few} \times 10^8$ yr) are not significant in affecting mass-loss on the AGB and beyond. Binarity provides a source of angular momentum, as well as a preferred axis to a stellar system, and is now widely believed to dramatically affect the evolutionary transition from the AGB to the planetary nebula (PN) phase (e.g., Balick & Frank 2002). ST98 proposed that highly-collimated, fast jet-like outflows at the late-AGB or pre-PN (PPN) phase sculpt the AGB mass-loss envelopes from the inside-out, producing the observed aspherical morphologies of PPNe (Sahai et al. 2007) and PNe. The engines that drive these outflows must reside in accretion disks that can be produced as a result of binarity and resulting accretion modes due to, e.g., Bondi-Hoyle or Roche-lobe accretion or during common-envelope evolution (e.g., Blackman & Lucchini 2014).

If binarity plays a significant role in the PN population, one may question whether the PN population is representative of all $1 - 8 M_{\odot}$ stars, and one may need to significantly revise how PN are used as problems of stellar and chemical evolution (e.g., De Marco & Izzard 2017, Kwitter et al. 2014, Akashi & Soker 2013, Ciardullo et al. 2002). Hence, obtaining observational constraints on binarity and its effects in the general population of AGB stars is vital.

1.1. Finding Binaries in AGB Stars – An Observational Challenge

Until recently, observational evidence of binarity in AGB stars had been sorely lacking simply because AGB stars are very luminous and variable, invalidating standard techniques for binary detection (e.g., radial-velocity and photometric variations due to a companion star, direct imaging.) An innovative technique to search for FUV and NUV emission in AGB stars with GALEX has now provided a large candidate subclass of AGB stars with close binary companions (Sahai et al. 2008 [Setal08], Sahai et al. 2011b [Setal11], Sahai et al. 2016). In this sub-class, for objects with emission in the FUV (1344-1786Å) (fuvAGB stars), the observed FUV fluxes are typically a factor $> 10^6$ larger than expected for the primary's photospheric emission (Setal08), and show strong variability (Fig. 1).

It should be noted that fuvAGB stars in general (based on their optical spectra), do not belong to the well-studied class of symbiotic stars (red giant stars with white-dwarf [WD] companions) and have never been classified as such. So if the compact

companions in fuvAGB star systems are WDs, then these must be quite cool ($T_{\text{eff}} \lesssim 20,000$ K) (Sahai et al 2015 [Setal15]).

1.2. UV & X-Ray Emission: Binarity+Accretion and/or Chromospheres?

The FUV source in fuvAGB stars has been hypothesized to be likely dominated by emission due to variable accretion activity associated with a close companion (Setal08, Setal11, Ortiz & Guerrero 2016). Small X-rays surveys using XMM-Newton and Chandra support this hypothesis, finding X-ray emission in about 50% of fuvAGB stars. The X-ray emission is characterised by relatively high luminosities $L_x \sim (0.002 - 0.11) L_{\odot}$, and very high plasma temperatures $T_x \sim (35 - 160) \times 10^6$ K (Fig. 2, hereafter Setal15). Amongst fuvAGB stars, objects with large FUV/NUV ratios, $R_{\text{fuv/nuv}} > 0.2$, have a much higher probability of being detected in X-ray emission (Sahai et al 2016), and are almost certainly binaries with accretion activity powering the high-energy emission. The UV and X-ray emission is variable (Fig. 3) with both periodic and stochastic components, signatures of active, ongoing accretion (Setal15).

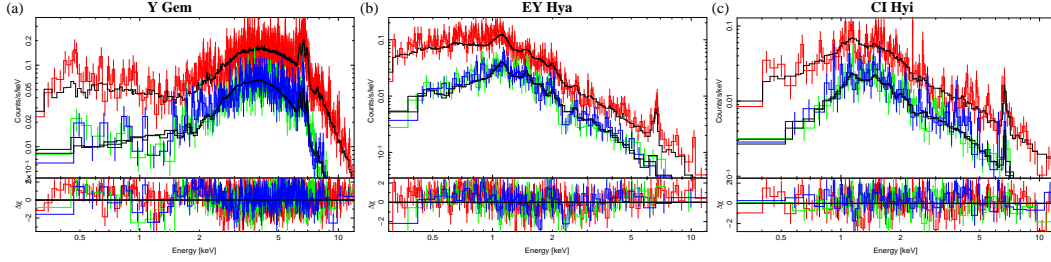


Figure 2.: X-ray spectra fuvAGB stars Y Gem, EY Hya and CI Hyi using XMM/EPIC detectors pn (red), MOS1 (blue), MOS2 (green), together with APEC model fits (black); bottom panels show residuals.

A recent STIS spectroscopic study of the prototype high FUV/NUV ratio star, Y Gem, shows the presence of flickering on time-scales of $\lesssim 20$ s and high-velocity infall and outflows, and thus directly supports the binary/accretion hypothesis (Sahai et al. 2018). Setal11 discuss five plausible models for the UV emission from Y Gem and conclude that the most plausible one is line and/or continuum emission associated with variable accretion activity and a disk around a companion star – the accretion shock may reside on (a) the disk or (b) the stellar surface of the companion (as, e.g., in T Tauri stars: Calvet & Gullbring 1998). Further support for this model comes from Y Gem’s unusually narrow CO J=2-1 line profile (Setal11) that suggests the possibility of a large, orbiting reservoir of molecular material in this object that may be associated with the central accretion disk.

This object (and objects like it) may represent the earliest phases of an AGB star with a growing accretion disk which will ultimately produce collimated jets that are now believed to sculpt the round circumstellar envelopes of AGB stars into bipolar planetary nebulae. Following the discovery of Y Gem’s remarkable UV emission with this technique (Setal11), we recently (Dec 2012) obtained multifrequency (5.5, 22, & 30.5 GHz) observations of Y Gem, detecting the source at all 3 frequencies. These data suggest that we are probing an ionized accretion disk with magnetospheric accretion in this object. New VLA observations of Y Gem, covering a more extensive wavelength space, as well as multiple epochs, are needed to test this scenario.

Objects with little or no FUV emission, i.e., with $R_{\text{fuv/nuv}} \lesssim 0.1$, which dominate the population of UV-emitting AGB stars, the UV emission may have a different source. From an analysis of the NUV emission in 179 AGB stars, Montez et al. (2017) argue that the origin of the GALEX-detected UV emission is intrinsic to the AGB star (chromospheric & photospheric emission), and is unrelated to binarity. Ortiz & Guerrero

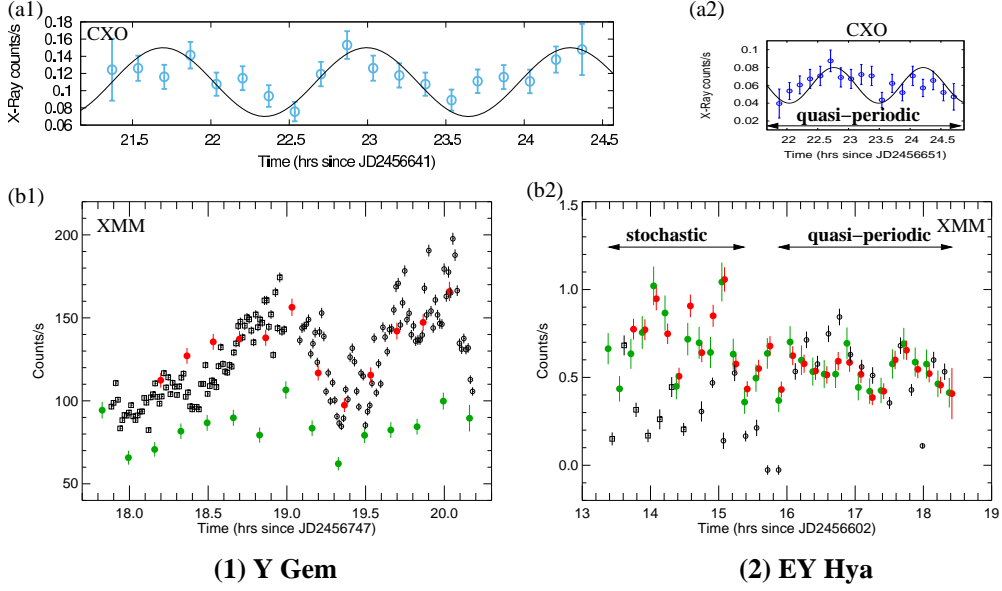


Figure 3.: X-ray and UV variability in the fuvAGB stars Y Gem and EY Hya. (a) CXO (ACIS-S), and (b) XMM (EPIC=pn+MOS1+MOS2: red, MOS=MOS1+MOS2: green, UVM2: black squares, UVW2: black circles). The EPIC, MOS and UVW2 data have been respectively re-scaled as follows: 80, 130, 2.5 (Y Gem), and 2, 5, 0.8 (EY Hya). A sinusoidal fit (by eye) with periods, $P=1.35$ and 1.45 hr are shown for the X-ray light curves of Y Gem and EY Hya in panels b1 & b2.

(2016), from a study of a volume-limited sample (<0.5 kpc) of 58 AGB stars, conclude that the detection of NUV emission with a very large observed-to-predicted ratio, $Q_{NUV} > 20$ (Ortiz & Guerrero 2016), is evidence for binarity in these objects.

2. Radio Observations

Our current working hypothesis for UV emission from AGB stars is that objects with a close companion produce high FUV/NUV ratios at least some of the time (since accretion can be variable) and/or a very large NUV excess, whereas single AGB stars (or those with large binary separations) always show low FUV/NUV ratios, as the emission in these is chromospheric. High-sensitivity radio observations offer an unprecedented opportunity for testing the above hypothesis and leading to an understanding of binarity and binary interaction in AGB stars by observing the radio emission from AGB stars with UV emission. We describe below our VLA study of Y Gem (Sahai & Claussen 2018, *in prep*) that motivates and demonstrates this concept.

Our VLA A-array observation in Dec 2012 of Y Gem revealed an unresolved radio source with fluxes of 0.176 ± 0.02 mJy, 1.75 ± 0.20 mJy, and 3.62 ± 0.31 mJy at 5.5, 22 and 30.5 GHz, respectively (Fig.4). These fluxes are far larger (factor ~ 100) than that expected from photospheric emission, and increased dramatically in Nov–Dec 2014 (by a factor ≥ 10 at $\nu < 10$ GHz). In Dec 2012, the spectral-index, α , is ~ 2 in the (22–30.5) GHz, and ~ 1.65 in the (5.5–30.5) GHz range, arguing against the emission arising in an ionized outflow, which would result in $\alpha \sim 0.6$. Interpreting the (22–30.5) GHz SED as optically-thick emission from ionized gas (component 1), we find that there is a significant excess above such emission at 5.5 GHz, clearly requiring an additional source (component 2) at the low-frequency end – a plausible mechanism

for this is gyrosynchrotron radiation. Modeling of component 1 shows that it arises in a region of size $\theta < 0.03''$ (17.5 AU at 580 pc), with an average electron density, $n_e > 8 \times 10^6 \text{ cm}^{-3}$. In Nov–Dec 2014, the non-thermal emission is much stronger and easily visible at low-frequencies ($\nu < 10 \text{ GHz}$).

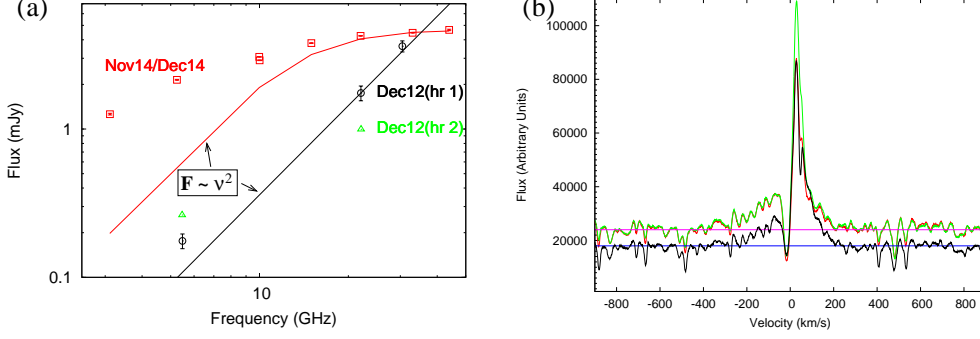


Figure 4.: (a) Variable radio emission (VLA data) from Y Gem. Free-free emission components have been fitted to the data at K (22 GHz) band and higher frequencies. The lower-frequency data shows significant excess emission above these components at both epochs, implying the presence of a variable component that may be due to gyrosynchrotron radiation from material in an accretion flow. (b) Y Gem’s $H\alpha$ line profile at 3 epochs 1 Apr 2012 (red), 4 Apr 2012 (green), and 11 May 2012 (black) showing a P-Cygni type profile with broad wings, signature of a fast outflow – the profile is time-variable.

Plasma trapped in a magnetic field in the vicinity of the primary AGB star and/or the accretion disk may be the source of the non-thermal radio emission (component 2) from Y Gem – the presence of such plasma is revealed by the detection of strong ($L_x \sim 0.049 L_\odot$) X-ray emission from Y Gem with Chandra (Setal15). A model fit to the spectrum shows the presence of plasma with a very high temperature, $T_x \sim 5.4 \text{ keV}$, suggesting that the X-rays come from coronal emission due to plasma confined by a strong magnetic field.

Y Gem’s UV and X-ray variability indicates episodic accretion (a) onto the disk, from matter ejected by the AGB star (e.g., Mastrodemos & Morris 1998), or (b) onto the companion from the inner disk region. If the mechanism is type *a* then one might expect shock and associated thermal emission, and if type *b* and if the companion has a strong magnetic field, then one would expect gyroresonance or gyrosynchrotron emission at radio wavelengths. Y Gem’s radio fluxes are consistent with those observed in stellar sources with known accretion activity:

For example, in the type *a* source Mira (a well-studied AGB star which shows variable UV line emission, and is a known (symbiotic) binary), the compact companion accretes matter from the primary’s wind. The radio fluxes of Mira (scaled to Y Gem’s distance and factor 43 higher FUV flux, at its peak UV-emission state) of 0.38, 1.2 & 1.9 mJy at 8.5, 22.5, & 43.3 GHz, are comparable to those of Y Gem. The UV variability of Mira results from changes in the accretion rate onto the companion (Matthews & Karovska 2006).

We note that Y Gem is not a symbiotic star, and also consider type *b* sources, namely other radio-variable stellar sources with accretion flows. Y Gem’s radio fluxes are also consistent with emission from such a flow. An example is the non-thermal (likely) gyrosynchrotron emission source observed in T Tau S at 2–3.6 cm. This emission, which may be due to a scaled-up solar-like flare or accretion-related (Skinner & Brown 1994), would produce a 3.6 cm flux of about 0.3 mJy at Y Gem’s distance.

3. The Role of ngVLA

The discovery of the large and variable UV and X-ray fluxes, and subsequent detection of radio emission from Y Gem supports our model with episodic accretion in a binary system for the high energy emission from fuvAGB stars. Although X-ray observations (with XMM-Newton and Chandra) and UV observations (with HST) are valuable probes of binary-associated accretion activity in AGB stars, our studies show that these are sensitivity-limited to the brightest few ($\lesssim 10$) objects in the full sample.

The ngVLA's sensitivity is needed to carry out a survey of a statistical sample of fuvAGB stars over the ~ 3 -90 GHz range (see below), and to probe their short and long-term variability. Such a survey will enable us to search for and investigate the nature of radio emission from fuvAGB stars. Accretion-related radio emission is expected to have both thermal and non-thermal components and display significantly time-variable on short time-scales (minutes to weeks), whereas chromospheric emission is expected to be thermal, possibly with time-variability, but only on long time-scales (many months to a year).

The long-term UV variability time-scale in fuvAGB stars ($\sim 10^7$ sec in Y Gem) is likely related to the semi-regular variability of the primary (the optical light curve of Y Gem shows 3 periodicities at 280 d, 158 d and 172 d) due to its pulsations producing variations in the accretion mass-flux. We find variability on a medium time-scale (of a few days) in the H α profile of Y Gem suggesting variations in the inner regions (few $\times 100$ AU) of a fast outflow (e.g., a jet powered by the accretion disk). The shortest variability timescale of ~ 20 s is due to the flickering phenomenon that characterizes active accretion disks. The wide frequency coverage provided by the ngVLA will enable detailed modeling the radio emission, and decomposition into thermal and non-thermal components.

Using the ngVLA's predicted continuum performance as given by Selina et al. (2018), we find that with 15 min integration time per source, we can achieve a 5σ sensitivity of $\lesssim 2.5 \mu\text{Jy}$ ($4.8 \mu\text{Jy}$) for any ngVLA band in the 8-41 GHz (90 GHz) frequency range. Since this is a factor $> \text{few} \times 100$ lower than Y Gem's flux at > 10 GHz, we can carry out a large multi-band survey of several 100 AGB stars with UV emission with a modest expenditure of ngVLA time. Such a project cannot be done with any other facility: it is prohibitive in terms of time for the VLA even for the mere detection of AGB stars at the few μJy level, and the VLA certainly lacks the sensitivity to probe the short-term (i.e., over minutes to hours) variability of these objects.

The brightest (say) 20 of these would then define a key subsample for detailed follow-up time-monitoring studies. Since the ngVLA covers the low-J lines of several molecular species that are typically detected in the winds from AGB stars (e.g., CO, ^{13}CO , HCN, SiO, CS), a pilot survey of these lines in the key subsample, together with ALMA observations of high-J lines, would help to probe the gas mass-loss rates and kinematics of the inner regions of outflows, and the presence of torii and/or disks in these stars resulting from the binary interaction (e.g., Sahai et al. 2017a,b).

Acknowledgments. RS gratefully acknowledges the contributions of his colleagues Carmen Sánchez Contreras, Jorge Sanz-Forcada, Mark Claussen, and C. Muthumariappan to the UV, X-ray, optical and radio studies described here, and discussions with Orsola de Marco, Eric Blackman, Albert Zijlstra, Joel Kastner, and Bruce Balick (in no particular order) during numerous proposal preparations, that have been helpful in motivating the study described here.

References

- Akashi, M., & Soker, N. 2013, MNRAS, 436, 1961
 Balick, B. & Frank, A. 2002, ARA&A, 40, 439
 Blackman, E. G., & Lucchini, S. 2014, MNRAS, 440, L16

- Calvet, N., & Gullbring, E. 1998, *ApJ*, 509, 802
- Ciardullo, R., Feldmeier, J. J., Jacoby, G. H., et al. 2002, *ApJ*, 577, 31
- De Marco, O., & Izzard, R. G. 2017, *Pub. Astron. Soc. of Australia*, 34, e001
- Kwitter, K. B., Méndez, R. H., Peña, M., et al. 2014, *RMxAA*, 50, 203
- Manchado, A., Guerrero, M. A., Stanghellini, L., & Serra-Ricart, M. 1996, *The IAC morphological catalog of northern Galactic planetary nebulae*, Publisher: LaLaguna, Spain: Instituto de Astrofísica de Canarias (IAC)
- Mastrodemos, M. & Morris, M. 1998, *ApJ* 497, 303
- Matthews, L.K., & Karovska, M. 2006, *ApJ*, 637, L49
- Montez, R., Jr., Ramstedt, S., Kastner, J. H., Vlemmings, W., & Sanchez, E. 2017, *ApJ*, 841, 33
- Ortiz, R., & Guerrero, M. A. 2016, *MNRAS*, 461, 3036
- Sahai, R., Morris, M., Sánchez Contreras, C., & Claussen, M. 2007a, *AJ*, 134, 2200
- Sahai, R. & Trauger, J.T. 1998, *AJ*, 116, 1357
- Sahai, R., Morris, M., Sánchez Contreras, C., & Claussen, M. 2007, *AJ*, 134, 2200
- Sahai, R., Findeisen, K., Gil de Paz, A., Sánchez Contreras, C. 2008, *ApJ*, 689, 1274
- Sahai, R., Morris, M. R., & Villar, G. G. 2011a, *AJ*, 141, 134
- Sahai, R., Neill, J. D., Gil de Paz, A., & Sánchez Contreras, C. 2011b, *ApJ*, 740, L39
- Sahai, R., Sanz-Forcada, J., Sánchez Contreras, C., & Stute, M. 2015, *ApJ*, 810, 77
- Sahai, R., Sanz-Forcada, J., & Sánchez Contreras, C. 2016, *Journal of Physics Conference Series*, 728, 042003
- Sahai, R., Vlemmings, W. H. T., Gledhill, T., et al. 2017a, *ApJ*, 835, L13
- Sahai, R., Vlemmings, W. H. T., & Nyman, L.-Å. 2017b, *ApJ*, 841, 110
- Sahai, R., Sánchez Contreras, C., Mangan, A. S., et al. 2018, *ApJ*, 860, 105
- Schwarz, H.E., Corradi, R.L.M. & Melnick, J. 1992, *A&A Suppl.Ser.*, 96, 23
- Selina, R. J., Murphy, E. J., McKinnon, M., et al. 2018, *Society of Photo-Optical Instrumentation Engineers (SPIE) Conference Series*, 10700, 107001O
- Skinner, S.L. & Brown, A. *AJ*, 1994, 107, 1461
- Stanghellini, L., Shaw, R. A., & Villaver, E. 2016, *ApJ*, 830, 33