

# Variational Schemes and Geometric Simulations for a Hydrodynamic-Electrodynamic Model of the Surface Plasmon Polaritons

Qiang Chen\*

*State Key Laboratory of Complex Electromagnetic  
Environment Effects on Electronics and Information System,  
Luoyang, Henan 471000, China and*

*University of Science and Technology of China, Hefei, Anhui 230026, China*

Lifei Geng, Xiang Chen, Xiaojun Hao, Chuanchuan Wang, and Xiaoyang Wang

*State Key Laboratory of Complex Electromagnetic Environment Effects  
on Electronics and Information System, Luoyang, Henan 471000, China*

(Dated: November 27, 2023)

## Abstract

A class of variational schemes for the hydrodynamic-electrodynamic model of lossless free electron gas in quasi-neutral background is developed for high-quality simulations of the surface plasmon polaritons. The Lagrangian density of lossless free electron gas with self-consistent electromagnetic field is established and the conservation laws with constraints are obtained via variational principle. Based on discrete exterior calculus, the action functional of this system is discretized and minimized to obtain the discrete dynamics. Newton-Raphson iteration and biconjugate gradient stabilized method are equipped as a hybrid nonlinear-linear algebraic solver. Instead of discretizing the partial differential equations, the variational schemes have better numerical properties in secular simulations, as they preserve the discrete Lagrangian symplectic structure, gauge symmetry and general energy-momentum density. Two numerical experiments are did. The numerical results reproduce characteristic dispersion relations of bulk plasmons and surface plasmon polaritons, and the numerical errors of conserved quantities in all experiments are bounded by a small value after long term simulations.

**PACS number(s):** 73.20.Mf, 11.10.Ef, 45.20.Jj, 02.40.Yy, 03.50.-z

---

\* cq0405@ustc.edu.cn

## I. INTRODUCTION

In the last two decades, impressive development and significant advance of applications of the Surface Plasmon Polaritons (SPPs) can be observed, which bring abundant new ideas into traditional electromagnetics and optics, such as the lithography beyond the diffraction limit, chip-scale photonic circuits, plasmonic metasurface and bio-photonics etc [1–10]. Originate from the metal optics, the plasmonics focus on the collective motions of free electron gas in metal with self-consistent and external electromagnetic fields whose first-principle model is the classical particle-field theory [1–3]. Direct applications of the first-principle model in macroscopic simulations face many obstacles, such as the nonlinearity, multi-scale and huge degrees-of-freedom. As a reduction, linearized phenomenological models, e.g. Drude-Lorentz (DL) model, are widely used in describing the macroscopic plasmonic phenomena [2, 3]. In mesoscopic region, kinetic and hydrodynamic descriptions are basic physical models of plasmonics, which involve both the dynamics of free electron gas and electromagnetic field. Then hydrodynamic model based high-quality numerical schemes and simulations are necessary in the plasmonic researches.

The physics of SPPs can be described by the free electron gas model whose dynamical equations are hydrodynamic and Maxwell’s equations [1]. For the Maxwell’s equations, many numerical schemes, such as the Finite-Difference Time-Domain (FDTD) method, Finite Element (FE) method, and Method of Moments (MoM) have been developed, which are widely used in modern electromagnetic engineering, Radio Frequency (RF) and microwave engineering, Terahertz engineering, optical engineering, metamaterial design, accelerator design, fusion engineering, radio astrophysics, geophysics, and even biomedicine etc [11–14]. For the hydrodynamic equations, there are also many well-designed numerical schemes. Besides the Finite Difference (FD) method and FE method, the Finite Volume (FV) method for conservation type equations is very popular in Computational Fluid Dynamics (CFD), which is expected to achieve superior conservations [15]. Because of their nature and advantages in their respective fields, the traditional numerical methods are often extended and reformed to simulate more complicated or hybrid systems [10, 16]. When it comes to plasmonic phenomena, the most simple numerical treatment is introducing DL model which is a local linear response of the hydrodynamic equations into the FDTD or FE methods [2, 3]. This numerical model can be conveniently solved by the circular convolution or Auxiliary

Differential Equation (ADE) techniques [10]. This linearized dispersion model provide us with abundant information about plasmonic perturbations, such as the linear dispersion relations and polarization modes, but the important nonlinear and dynamical properties, such as the mode mixing, High Harmonic Generation (HHG), and Kerr effect, are ignored [6, 9]. FDTD type method for Hydrodynamic-Maxwell equations of plasmonic metasurfaces can also be found, and many interesting results about nonlinear effect are shown in the simulations [10]. The previous work show that the plasmonic phenomena are attractive and important which means further numerical researches are necessary. As a basic tool for computational plasmonics, more advanced numerical schemes for the free electron gas model are needed.

Because of the nonlinearity and multi-scale nature of the Hydrodynamic-Maxwell equations, high-quality simulations of SPPs face challenges. For example, the numerical errors of momentum and energy of electron gas and electromagnetic field can coherently accumulate, though these errors may be small in each numerical step. The breakdown of conservation laws over long simulation time means pseudo physics. Then it is desirable to use numerical integrators with good global conservative properties. The canonical symplectic integrators for Hamiltonian systems with canonical structure first developed by K. Feng *et. al.* are known as a class of structure-preserving geometric algorithms which have excellent numerical performance in long term simulations [17–28]. Unfortunately, the hydrodynamic system does not possess a simple canonical structure, which means the canonical symplectic integrators do not apply directly [29]. As an alternative method, J. Marsden and M. West developed the variational integrator based on discrete Hamiltonian principle for Lagrangian systems [30–32]. The discrete variational principle preserves the Lagrangian structures of dynamical systems in Lagrangian form. As a significant advantage, the numerical errors of conserved quantities are bounded by a small value over a long time. The variational integrator has been widely used in many complex systems, especially in geophysics and plasma physics [33–43].

In this work, we construct a class of variational schemes for geometric simulations of SPPs, and show the advantages of the algorithms by several numerical experiments. In Sec.II, the Lagrangian density of lossless free electron gas with self-consistent electromagnetic field is established and the dynamics with constraints are obtained via variational principle. With appropriate derivation, the standard Hydrodynamic-Maxwell equations are

obtained in arbitrary gauge. In Sec.III, the action functional is discretized via the Discrete Exterior Calculus (DEC) and minimized to obtain the discrete dynamics. Equipped with efficient nonlinear and linear algebraic solvers, i.e. Newton-Raphson (N-R) iteration and Biconjugate-Gradient-Stabilized (BICGSTAB) method, the discrete system is solvable. In App.A, the detailed Jacobian of nonlinear equations is derived, which guides the procedures of nonlinear iteration and associated linear updating. In Sec.IV, the schemes are implemented for simulating the bulk plasmons and SPPs. The numerical results reproduce characteristic dispersion relations of the plasmonic systems, and show good property in long term stability. These desirable features make the algorithm a powerful tool in the study of SPPs using the hydrodynamic-electrodynamic model.

## II. MODEL AND THEORY

### A. Plasmonics

Spps are a type of infrared or visible electromagnetic surface waves which travel along a metal-dielectric interface. The polariton means the wave consists of electron collective motion and self-consistent electromagnetic field between the metal and dielectric [2, 3]. The most simple Spps configuration is shown in Fig.1, where a Transverse Magnetic (TM) mode propagates along a infinite interface between the metal (lower half-space) and dielectric (upper half-space).

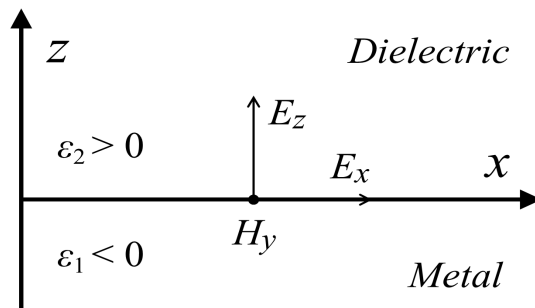


FIG. 1. SPPs configuration at a infinite metal-dielectric interface.

Assuming the matters are nonmagnetic. At the region where the electromagnetic wave frequency  $\omega$  is lower than the metal plasma frequency  $\omega_p$ , the metallic permittivity  $\epsilon_1 < 0$

and the dielectric permittivity  $\epsilon_2 > 0$ . Then we can write the linearized Spps field as, (Metal region)

$$H_y(z) = A_1 e^{ik_x x} e^{k_{z1} z}, \quad (1)$$

$$E_x(z) = -iA_1 \frac{k_{z1}}{\omega \epsilon_0 \epsilon_1} e^{ik_x x} e^{k_{z1} z}, \quad (2)$$

$$E_z(z) = -A_1 \frac{k_x}{\omega \epsilon_0 \epsilon_1} e^{ik_x x} e^{k_{z1} z}, \quad (3)$$

(Dielectric region)

$$H_y(z) = A_2 e^{ik_x x} e^{-k_{z2} z}, \quad (4)$$

$$E_x(z) = iA_2 \frac{k_{z2}}{\omega \epsilon_0 \epsilon_2} e^{ik_x x} e^{-k_{z2} z}, \quad (5)$$

$$E_z(z) = -A_2 \frac{k_x}{\omega \epsilon_0 \epsilon_2} e^{ik_x x} e^{-k_{z2} z}, \quad (6)$$

where  $\epsilon_0$  is the vacuum permittivity. Applying the interface conditions  $E_{x1}(0) = E_{x2}(0)$  and  $H_{y1}(0) = H_{y2}(0)$  into Eqs. (1)-(6), we can obtain  $A_1 = A_2$  and  $\epsilon_1 k_{z2} = -\epsilon_2 k_{z1}$ . Then the linearized Spps dispersion relations are given as,

$$k_{z1}^2 = k_x^2 - k_0^2 \epsilon_1, \quad (7)$$

$$k_{z2}^2 = k_x^2 - k_0^2 \epsilon_2, \quad (8)$$

$$k_x = k_0 \sqrt{\frac{\epsilon_1 \epsilon_2}{\epsilon_1 + \epsilon_2}}, \quad (9)$$

where  $k_0 = \omega/c$  is the vacuum wave number.

The previous descriptions for Spps provide us with a basic physical image and important spectral information. At low frequency (Terahertz or millimeter) region, Eq. (9) reduces to  $k_x \approx k_0$  and the dielectric confinement strength  $k_{z2}$  has a very small value, which means that the Spps reduce to weak-bound Sommerfeld-Zenneck (SZ) waves. At high frequency (visible and near infrared) region, Eq. (9) reduces to  $\omega \approx \omega_{sp} = \omega_p / \sqrt{1 + \epsilon_2}$ , where  $\omega_{sp}$  is the Surface Plasmon Resonance (SPR) frequency. It means that the Spps at resonance region is far from the light cone, which have infinitesimal group velocity  $v_g$  and phase velocity  $v_p$ . Both the dielectric and metal confinement strengths  $k_{z2,1}$  of these quasi-static modes near resonance region have very large values, which means the Spps energy is strongly localized. As the cornerstone of many plasmonic techniques, the strong-bound sub-wave-length field is an important feature of the Spps.

## B. Lagrangian Form of Lossless Free Electron Gas

The Lagrangian density of lossless free electron gas in quasi-neutral background with self-consistent electromagnetic field can be defined from hydrodynamic form as [44, 45],

$$\begin{aligned} \mathcal{L} = & \frac{1}{2}mn\mathbf{v}^2 + en\mathbf{v} \cdot \mathbf{A} - e(n - n_0)\phi + \frac{\epsilon_0}{2} \left( -\nabla\phi - \frac{\partial}{\partial t}\mathbf{A} \right)^2 - \frac{1}{2\mu_0}(\nabla \times \mathbf{A})^2 \\ & + \alpha \left[ \frac{\partial}{\partial t}n + \nabla \cdot (n\mathbf{v}) \right] - \lambda \left( \frac{\partial}{\partial t}\mu + \mathbf{v} \cdot \nabla\mu \right), \end{aligned} \quad (10)$$

where  $n$  is the electron density,  $n_0$  is the background particle density,  $\mathbf{v}$  is the electron gas velocity,  $e$  is the electron charge and  $m$  is the electron mass. The electromagnetic field components  $(\phi, \mathbf{A})$  are defined in arbitrary gauge. This Lagrangian density is given in constraint form, where the scalar fields  $\alpha$  and  $\lambda$  are Lagrangian multipliers. In the last term of Eq. (10), the Lin's constraint factor  $\mu$  is used to establish a complete description for the velocity and helicity [44, 45].

With the Lagrangian density (10), we can construct the action functional  $S = \int_T \int_\Omega \mathcal{L} d\mathbf{x}^3 dt$  which involves the physics of lossless free electron gas. With tedious variational calculation, the total variation of  $S$  with fixed boundary can be given as,

$$\begin{aligned} \delta S = & \int_T \int_\Omega \left\{ \left( \frac{1}{2}m\mathbf{v}^2 + e\mathbf{v} \cdot \mathbf{A} - e\phi - \frac{\partial}{\partial t}\alpha - \mathbf{v} \cdot \nabla\alpha \right) \delta n \right. \\ & + (mn\mathbf{v} + en\mathbf{A} - n\nabla\alpha - \lambda\nabla\mu) \cdot \delta\mathbf{v} \\ & + \left[ en\mathbf{v} - \epsilon_0 \left( \nabla \frac{\partial}{\partial t}\phi + \frac{\partial^2}{\partial t^2}\mathbf{A} \right) - \frac{1}{\mu_0} \nabla \times \nabla \times \mathbf{A} \right] \cdot \delta\mathbf{A} \\ & - \left[ e(n - n_0) - \epsilon_0 \left( \nabla^2\phi + \nabla \cdot \frac{\partial}{\partial t}\mathbf{A} \right) \right] \delta\phi \\ & + \left[ \frac{\partial}{\partial t}n + \nabla \cdot (n\mathbf{v}) \right] \delta\alpha - \left( \frac{\partial}{\partial t}\mu + \mathbf{v} \cdot \nabla\mu \right) \delta\lambda \\ & \left. + \left[ \frac{\partial}{\partial t}\lambda + \nabla \cdot (\lambda\mathbf{v}) \right] \delta\mu \right\} d\mathbf{x}^3 dt. \end{aligned} \quad (11)$$

Taking variational derivative of the action functional  $S$  with respect to the fields  $q = (n, \mathbf{v}, \mathbf{A}, \phi, \alpha, \lambda, \mu)$  and minimizing  $S$  by leading variational derivatives equal to 0, we can

obtain the Euler-Lagrange equations of lossless free electron gas,

$$\begin{aligned} \frac{\delta S}{\delta n} &= 0 \Rightarrow \\ \frac{\partial}{\partial t} \alpha &= \frac{1}{2} m \mathbf{v}^2 - \mathbf{v} \cdot \nabla \alpha + e \mathbf{v} \cdot \mathbf{A} - e \phi, \end{aligned} \quad (12)$$

$$\begin{aligned} \frac{\delta S}{\delta \mathbf{v}} &= 0 \Rightarrow \\ m n \mathbf{v} + e n \mathbf{A} &= n \nabla \alpha - \lambda \nabla \mu, \end{aligned} \quad (13)$$

$$\begin{aligned} \frac{\delta S}{\delta \mathbf{A}} &= 0 \Rightarrow \\ \frac{\partial^2}{\partial t^2} \mathbf{A} &= -\frac{1}{\epsilon_0 \mu_0} \nabla \times \nabla \times \mathbf{A} - \nabla \frac{\partial}{\partial t} \phi + \frac{e}{\epsilon_0} n \mathbf{v}, \end{aligned} \quad (14)$$

$$\begin{aligned} \frac{\delta S}{\delta \phi} &= 0 \Rightarrow \\ \nabla^2 \phi + \nabla \cdot \frac{\partial}{\partial t} \mathbf{A} &= -\frac{e}{\epsilon_0} (n - n_0), \end{aligned} \quad (15)$$

$$\begin{aligned} \frac{\delta S}{\delta \alpha} &= 0 \Rightarrow \\ \frac{\partial}{\partial t} n &= -\nabla \cdot (n \mathbf{v}), \end{aligned} \quad (16)$$

$$\begin{aligned} \frac{\delta S}{\delta \lambda} &= 0 \Rightarrow \\ \frac{\partial}{\partial t} \mu &= -\mathbf{v} \cdot \nabla \mu, \end{aligned} \quad (17)$$

$$\begin{aligned} \frac{\delta S}{\delta \mu} &= 0 \Rightarrow \\ \frac{\partial}{\partial t} \lambda &= -\nabla \cdot (\lambda \mathbf{v}). \end{aligned} \quad (18)$$

Eqs. (12) and (18) are Lagrangian multiplier equations. Eq. (13) defines the canonical momentum density of free electron gas. Eqs. (14) and (15) are Maxwell's equations. Eq. (16) is the continuity equation of free electron gas. Eq. (17) defines the dynamics of Lin's constraint field. These equations provide us with a complete model to describe plasmonic phenomena.

### C. Hydrodynamic-Maxwell Model

The Euler-Lagrange equations (12)-(18) can be recognized as a general form of the well-known hydrodynamic-Maxwell equations. Here we give a detailed derivation to illustrate the relation between two kinds of equations.

Adopting the temporal gauge  $\phi = 0$  explicitly, we can define the electromagnetic field components as  $\mathbf{E} = -\partial \mathbf{A} / \partial t$  and  $\mu_0 \mathbf{H} = \nabla \times \mathbf{A}$ . Taking the derivative of Eq. (13) with

respect to  $t$ , we obtain,

$$\begin{aligned} & m \left( \frac{\partial}{\partial t} n \right) \mathbf{v} + mn \frac{\partial}{\partial t} \mathbf{v} + e \left( \frac{\partial}{\partial t} n \right) \mathbf{A} + en \frac{\partial}{\partial t} \mathbf{A} \\ &= \left( \frac{\partial}{\partial t} n \right) \nabla \alpha + n \nabla \frac{\partial}{\partial t} \alpha - \left( \frac{\partial}{\partial t} \lambda \right) \nabla \mu - \lambda \nabla \frac{\partial}{\partial t} \mu. \end{aligned} \quad (19)$$

With tedious algebraic calculation, we obtain the momentum equation of free electron gas by substituting Eqs. (12) and (16)-(18) into Eq. (19) as,

$$\begin{aligned} mn \frac{\partial}{\partial t} \mathbf{v} &= (mn \mathbf{v} + en \mathbf{A} - n \nabla \alpha + \lambda \nabla \mu) \cdot \nabla \mathbf{v} \\ &+ (mn \mathbf{v} + en \mathbf{A} - n \nabla \alpha + \lambda \nabla \mu) \times \nabla \times \mathbf{v} \\ &+ \mathbf{v} \cdot \left( -\frac{\lambda}{n} \nabla n \nabla \mu + \nabla \lambda \nabla \mu + \lambda \nabla \nabla \mu - n \nabla \nabla \alpha + en \nabla \mathbf{A} \right) \\ &+ en \left[ -\frac{\partial}{\partial t} \mathbf{A} + \mathbf{v} \times (\nabla \times \mathbf{A}) \right]. \end{aligned} \quad (20)$$

Then taking the gradient  $\nabla$  on Eq. (13), we obtain,

$$-mn \nabla \mathbf{v} = en \nabla \mathbf{A} + \nabla \lambda \nabla \mu - \frac{\lambda}{n} \nabla n \nabla \mu + \lambda \nabla \nabla \mu - n \nabla \nabla \alpha. \quad (21)$$

At last, we obtain the velocity equation of free electron gas by substituting Eqs. (13) and (21) into Eq. (20) as,

$$\frac{\partial}{\partial t} \mathbf{v} = -\mathbf{v} \cdot \nabla \mathbf{v} + \frac{e}{m} \left[ -\frac{\partial}{\partial t} \mathbf{A} + \mathbf{v} \times (\nabla \times \mathbf{A}) \right]. \quad (22)$$

Based on the previous derivation, Eqs. (14)-(16) and (22) make up the standard hydrodynamic-Maxwell equations, which can be rewritten in a compact form as,

$$\frac{\partial}{\partial t} n + \nabla \cdot (n \mathbf{v}) = 0, \quad (23)$$

$$\frac{\partial}{\partial t} \mathbf{v} + \mathbf{v} \cdot \nabla \mathbf{v} = \frac{e}{m} (\mathbf{E} + \mu_0 \mathbf{v} \times \mathbf{H}), \quad (24)$$

$$\frac{1}{c^2} \frac{\partial^2}{\partial t^2} \mathbf{A} + \nabla \times \nabla \times \mathbf{A} = \mu_0 en \mathbf{v}, \quad (25)$$

$$\nabla \cdot \frac{\partial}{\partial t} \mathbf{A} = -\frac{e}{\epsilon_0} (n - n_0). \quad (26)$$

The hydrodynamic-Maxwell equations (23)-(26) are complete and self-consistent. The electromagnetic field components enter the hydrodynamic velocity equation (24) via Lorentz force. The hydrodynamic fields enter Maxwell's equations (25)-(26) via the current and charge densities. In these equations, both the dynamics of electron collective motion and self-consistent field are involved. Based on previous discussion, both the hydrodynamic-Maxwell equations (23)-(26) and Euler-Lagrange equations (12)-(18) of lossless free electron gas can be used as the basic physical model of plasmonics.



### III. NUMERICAL STRATEGIES

#### A. DEC Based Discretization

The traditional numerical methods for an infinite dimensional dynamical system focus on the solving techniques for relevant differential or integral equations, such as the FDTD, FEM or FV types of numerical schemes for the hydrodynamic-Maxwell equations (23)-(26) or even the alternative Eqs. (12)-(18) in plasmonic research. Here we construct a numerical strategy for hydrodynamic-electrodynamics model based plasmonic phenomena simulations in a different way. Instead of directly discretizing the previous differential equations, we reconstruct the discrete dynamics via discrete variational principle, which is an infinite dimensional Hamilton's principle analogue on discrete space-time manifold. These variational schemes have particular advantages in high-quality long term simulations, as they can preserve the discrete Lagrangian symplectic structure, gauge symmetry and general energy-momentum density, which will be discussed in detail in the following sections.

The first step in numerical simulation is discretization. As a differential geometry based numerical framework, DEC defines complete operational rules on a discrete differential manifold, which form a cochain complex [42, 46–50]. To solve the continuous system numerically, the space-time manifold is discretized using a rectangular lattice (other lattices are also viable). Then the scalar fields, which are 0-forms, e.g.  $n$  and  $\mu$ , naturally live on the vertices of the discrete manifold,

$$n_{i,j,k}^n : n(t_n, x_i, y_j, z_k), \quad (27)$$

where  $(t_n, x_i, y_j, z_k)$  is the coordinate of the vertex. The velocity, multiplier and gauge 1-forms  $\mathbf{v} = v_i dx^i$ ,  $\alpha dt$ ,  $\lambda dt$  and  $\mathbf{A} = A_\nu dx^\nu$  naturally live along the edges of the space-time lattice,

$$\phi_{i,j,k}^{n+\frac{1}{2}} : \phi\left(t_n + \frac{\Delta t}{2}, x_i, y_j, z_k\right), \quad (28)$$

$$A_{xi+\frac{1}{2},j,k}^n : A_x\left(t_n, x_i + \frac{\Delta x}{2}, y_j, z_k\right), \quad (29)$$

$$A_{yi,j+\frac{1}{2},k}^n : A_y\left(t_n, x_i, y_j + \frac{\Delta y}{2}, z_k\right), \quad (30)$$

$$A_{zi,j,k+\frac{1}{2}}^n : A_z\left(t_n, x_i, y_j, z_k + \frac{\Delta z}{2}\right). \quad (31)$$

In the above discretization, a half integer index indicates which edge does the field resides along. Then the 2-forms, e.g.  $\mathbf{F} = \mathbf{dA}$ , and the 4-forms, e.g.  $\mathbf{F} \wedge *\mathbf{F}$ , are defined on the faces and volume center of the space-time lattice respectively. The discretization of spacelike submanifold is shown in Fig.2.

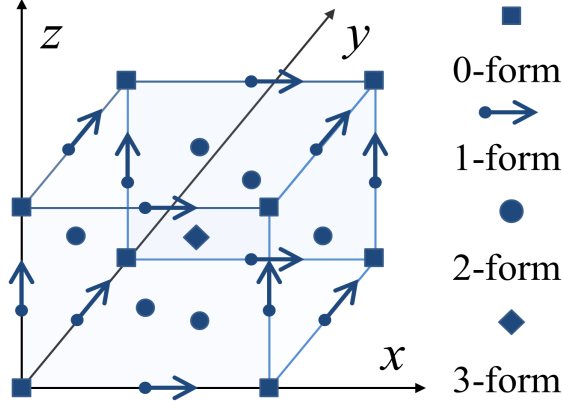


FIG. 2. DEC based discretization of hydrodynamic-electrodynamic model in rectangular lattice. The discrete spacelike submanifold is shown and other type of discrete submanifolds can be given in the same way.

Based on these definitions, the exterior derivatives of discrete differential forms are naturally obtained via the forward difference operators. The exterior derivatives on spacelike submanifold are given as,

$$\mathbf{d}n = (\nabla n)_i dx^i = \frac{n_{i+1,j,k} - n_{i,j,k}}{\Delta x} dx + \frac{n_{i,j+1,k} - n_{i,j,k}}{\Delta y} dy + \frac{n_{i,j,k+1} - n_{i,j,k}}{\Delta z} dz, \quad (32)$$

$$\begin{aligned} \mathbf{dA} &= (\nabla \times \mathbf{A})_i dx^j \wedge dx^k \\ &= \left( \frac{A_{zi,j+1,k+\frac{1}{2}} - A_{zi,j,k+\frac{1}{2}}}{\Delta y} - \frac{A_{yi,j+\frac{1}{2},k+1} - A_{yi,j+\frac{1}{2},k}}{\Delta z} \right) dy \wedge dz \\ &\quad + \left( \frac{A_{xi+\frac{1}{2},j,k+1} - A_{xi+\frac{1}{2},j,k}}{\Delta z} - \frac{A_{zi+1,j,k+\frac{1}{2}} - A_{zi,j,k+\frac{1}{2}}}{\Delta x} \right) dz \wedge dx \\ &\quad + \left( \frac{A_{yi+1,j+\frac{1}{2},k} - A_{yi,j+\frac{1}{2},k}}{\Delta x} - \frac{A_{xi+\frac{1}{2},j+1,k} - A_{xi+\frac{1}{2},j,k}}{\Delta y} \right) dx \wedge dy, \end{aligned} \quad (33)$$

$$\begin{aligned} \mathbf{d} * \mathbf{A} &= \nabla \cdot \mathbf{A} dx^i \wedge dx^j \wedge dx^k \\ &= \left( \frac{A_{xi+\frac{1}{2},j,k} - A_{xi-\frac{1}{2},j,k}}{\Delta x} + \frac{A_{yi,j+\frac{1}{2},k} - A_{yi,j-\frac{1}{2},k}}{\Delta y} + \frac{A_{zi,j,k+\frac{1}{2}} - A_{zi,j,k-\frac{1}{2}}}{\Delta z} \right) dx \wedge dy \wedge dz, \end{aligned} \quad (34)$$

where  $*$  is the Hodge star operator, which generates the Hodge dual form of the primary discrete form.

By using the DEC, the Lagrangian density (10) in interval  $[t_n, t_{n+1}]$  can be discretized as,

$$\begin{aligned}
\mathcal{L}_{di,j,k}^{n \sim n+1} = & \frac{1}{2} m n_{i,j,k}^n \left( v_{xi+\frac{1}{2},j,k}^{n^2} + v_{yi,j+\frac{1}{2},k}^{n^2} + v_{zi,j,k+\frac{1}{2}}^{n^2} \right) + e n_{i,j,k}^n \left( v_{xi+\frac{1}{2},j,k}^n A_{xi+\frac{1}{2},j,k}^n \right. \\
& + v_{yi,j+\frac{1}{2},k}^n A_{yi,j+\frac{1}{2},k}^n + v_{zi,j,k+\frac{1}{2}}^n A_{zi,j,k+\frac{1}{2}}^n \left. \right) - e \left( n_{i,j,k}^n - n_0 \right) \phi_{i,j,k}^{n+\frac{1}{2}} \\
& + \frac{\epsilon_0}{2} \left[ \left( \frac{\phi_{i+1,j,k}^{n+\frac{1}{2}} - \phi_{i,j,k}^{n+\frac{1}{2}}}{\Delta x} + \frac{A_{xi+\frac{1}{2},j,k}^{n+1} - A_{xi+\frac{1}{2},j,k}^n}{\Delta t} \right)^2 \right. \\
& + \left( \frac{\phi_{i,j+1,k}^{n+\frac{1}{2}} - \phi_{i,j,k}^{n+\frac{1}{2}}}{\Delta y} + \frac{A_{yi,j+\frac{1}{2},k}^{n+1} - A_{yi,j+\frac{1}{2},k}^n}{\Delta t} \right)^2 \\
& + \left. \left( \frac{\phi_{i,j,k+1}^{n+\frac{1}{2}} - \phi_{i,j,k}^{n+\frac{1}{2}}}{\Delta z} + \frac{A_{zi,j,k+\frac{1}{2}}^{n+1} - A_{zi,j,k+\frac{1}{2}}^n}{\Delta t} \right)^2 \right] \\
& - \frac{1}{2\mu_0} \left[ \left( \frac{A_{zi,j+1,k+\frac{1}{2}}^n - A_{zi,j,k+\frac{1}{2}}^n}{\Delta y} - \frac{A_{yi,j+\frac{1}{2},k+1}^n - A_{yi,j+\frac{1}{2},k}^n}{\Delta z} \right)^2 \right. \\
& + \left( \frac{A_{xi+\frac{1}{2},j,k+1}^n - A_{xi+\frac{1}{2},j,k}^n}{\Delta z} - \frac{A_{zi+1,j,k+\frac{1}{2}}^n - A_{zi,j,k+\frac{1}{2}}^n}{\Delta x} \right)^2 \\
& + \left. \left( \frac{A_{yi+1,j+\frac{1}{2},k}^n - A_{yi,j+\frac{1}{2},k}^n}{\Delta x} - \frac{A_{xi+\frac{1}{2},j+1,k}^n - A_{xi+\frac{1}{2},j,k}^n}{\Delta y} \right)^2 \right] \\
& + \alpha_{i,j,k}^{n+\frac{1}{2}} \left( \frac{n_{i,j,k}^{n+1} - n_{i,j,k}^n}{\Delta t} + \frac{n_{i,j,k}^{n+1} v_{xi+\frac{1}{2},j,k}^{n+1} - n_{i-1,j,k}^{n+1} v_{xi-\frac{1}{2},j,k}^{n+1}}{\Delta x} \right. \\
& + \frac{n_{i,j,k}^{n+1} v_{yi,j+\frac{1}{2},k}^{n+1} - n_{i,j-1,k}^{n+1} v_{yi,j-\frac{1}{2},k}^{n+1}}{\Delta y} + \frac{n_{i,j,k}^{n+1} v_{zi,j,k+\frac{1}{2}}^{n+1} - n_{i,j,k-1}^{n+1} v_{zi,j,k-\frac{1}{2}}^{n+1}}{\Delta z} \left. \right) \\
& - \lambda_{i,j,k}^{n+\frac{1}{2}} \left( \frac{\mu_{i,j,k}^{n+1} - \mu_{i,j,k}^n}{\Delta t} + v_{xi+\frac{1}{2},j,k}^{n+1} \frac{\mu_{i+1,j,k}^{n+1} - \mu_{i,j,k}^{n+1}}{\Delta x} \right. \\
& + v_{yi,j+\frac{1}{2},k}^{n+1} \frac{\mu_{i,j+1,k}^{n+1} - \mu_{i,j,k}^{n+1}}{\Delta y} + v_{zi,j,k+\frac{1}{2}}^{n+1} \frac{\mu_{i,j,k+1}^{n+1} - \mu_{i,j,k}^{n+1}}{\Delta z} \left. \right). \tag{35}
\end{aligned}$$

Then the action functional of discrete dynamical system is,

$$S_d = \sum_{n=0}^N L_d^{n \sim n+1} \Delta t, \tag{36}$$

$$L_d^{n \sim n+1} = \sum_{i,j,k} \mathcal{L}_{di,j,k}^{n \sim n+1} \Delta x \Delta y \Delta z, \quad (37)$$

where the functional  $L_d^{n \sim n+1}$  is the Lagrangian of discrete dynamical system in interval  $[t_n, t_{n+1}]$ .

## B. Variational Schemes

With DEC based discretization, we reconstruct a field theory on the discrete space-time manifold. Then the variational derivatives of action  $S_d$  with respect to fields reduce to partial derivatives with respect to discrete differential forms. By minimizing the action, we obtain the discrete dynamical equations,

$$\begin{aligned} \frac{\partial S_d}{\partial n_{i,j,k}^n} &= \frac{\partial(L_d^{n-1 \sim n} + L_d^{n \sim n+1})}{\partial n_{i,j,k}^n} \Delta t = 0 \Rightarrow \\ &\alpha_{i,j,k}^{n+\frac{1}{2}} - \frac{m\Delta t}{2} \left( v_{xi+\frac{1}{2},j,k}^{n^2} + v_{yi,j+\frac{1}{2},k}^{n^2} + v_{zi,j,k+\frac{1}{2}}^{n^2} \right) \\ &- e\Delta t \left( v_{xi+\frac{1}{2},j,k}^n A_{xi+\frac{1}{2},j,k}^n + v_{yi,j+\frac{1}{2},k}^n A_{yi,j+\frac{1}{2},k}^n + v_{zi,j,k+\frac{1}{2}}^n A_{zi,j,k+\frac{1}{2}}^n \right) + e\Delta t \phi_{i,j,k}^{n+\frac{1}{2}} \\ &+ \frac{\Delta t}{\Delta x} v_{xi+\frac{1}{2},j,k}^n \left( \alpha_{i+1,j,k}^{n-\frac{1}{2}} - \alpha_{i,j,k}^{n-\frac{1}{2}} \right) + \frac{\Delta t}{\Delta y} v_{yi,j+\frac{1}{2},k}^n \left( \alpha_{i,j+1,k}^{n-\frac{1}{2}} - \alpha_{i,j,k}^{n-\frac{1}{2}} \right) \\ &+ \frac{\Delta t}{\Delta z} v_{zi,j,k+\frac{1}{2}}^n \left( \alpha_{i,j,k+1}^{n-\frac{1}{2}} - \alpha_{i,j,k}^{n-\frac{1}{2}} \right) = \alpha_{i,j,k}^{n-\frac{1}{2}}, \end{aligned} \quad (38)$$

$$\begin{aligned} \frac{\partial S_d}{\partial v_{xi+\frac{1}{2},j,k}^n} &= \frac{\partial(L_d^{n-1 \sim n} + L_d^{n \sim n+1})}{\partial v_{xi+\frac{1}{2},j,k}^n} \Delta t = 0 \Rightarrow \\ mn_{i,j,k}^n v_{xi+\frac{1}{2},j,k}^n + en_{i,j,k}^n A_{xi+\frac{1}{2},j,k}^n &= n_{i,j,k}^n \frac{\alpha_{i+1,j,k}^{n-\frac{1}{2}} - \alpha_{i,j,k}^{n-\frac{1}{2}}}{\Delta x} - \lambda_{i,j,k}^{n-\frac{1}{2}} \frac{\mu_{i+1,j,k}^n - \mu_{i,j,k}^n}{\Delta x}, \end{aligned} \quad (39)$$

$$\begin{aligned} \frac{\partial S_d}{\partial v_{yi,j+\frac{1}{2},k}^n} &= \frac{\partial(L_d^{n-1 \sim n} + L_d^{n \sim n+1})}{\partial v_{yi,j+\frac{1}{2},k}^n} \Delta t = 0 \Rightarrow \\ mn_{i,j,k}^n v_{yi,j+\frac{1}{2},k}^n + en_{i,j,k}^n A_{yi,j+\frac{1}{2},k}^n &= n_{i,j,k}^n \frac{\alpha_{i,j+1,k}^{n-\frac{1}{2}} - \alpha_{i,j,k}^{n-\frac{1}{2}}}{\Delta y} - \lambda_{i,j,k}^{n-\frac{1}{2}} \frac{\mu_{i,j+1,k}^n - \mu_{i,j,k}^n}{\Delta y}, \end{aligned} \quad (40)$$

$$\begin{aligned} \frac{\partial S_d}{\partial v_{zi,j,k+\frac{1}{2}}^n} &= \frac{\partial(L_d^{n-1 \sim n} + L_d^{n \sim n+1})}{\partial v_{zi,j,k+\frac{1}{2}}^n} \Delta t = 0 \Rightarrow \\ mn_{i,j,k}^n v_{zi,j,k+\frac{1}{2}}^n + en_{i,j,k}^n A_{zi,j,k+\frac{1}{2}}^n &= n_{i,j,k}^n \frac{\alpha_{i,j,k+1}^{n-\frac{1}{2}} - \alpha_{i,j,k}^{n-\frac{1}{2}}}{\Delta z} - \lambda_{i,j,k}^{n-\frac{1}{2}} \frac{\mu_{i,j,k+1}^n - \mu_{i,j,k}^n}{\Delta z}, \end{aligned} \quad (41)$$

$$\begin{aligned}
\frac{\partial S_d}{\partial A_{xi+\frac{1}{2},j,k}^n} &= \frac{\partial(L_d^{n-1\sim n} + L_d^{n\sim n+1})}{\partial A_{xi+\frac{1}{2},j,k}^n} \Delta t = 0 \Rightarrow \\
&\frac{\epsilon_0}{\Delta t^2} A_{xi+\frac{1}{2},j,k}^{n+1} = -\frac{\epsilon_0}{\Delta t \Delta x} \left( \phi_{i+1,j,k}^{n+\frac{1}{2}} - \phi_{i,j,k}^{n+\frac{1}{2}} - \phi_{i+1,j,k}^{n-\frac{1}{2}} + \phi_{i,j,k}^{n-\frac{1}{2}} \right) \\
&+ \frac{A_{xi+\frac{1}{2},j,k+1}^n - 2A_{xi+\frac{1}{2},j,k}^n + A_{xi+\frac{1}{2},j,k-1}^n}{\mu_0 \Delta z^2} + \frac{A_{xi+\frac{1}{2},j+1,k}^n - 2A_{xi+\frac{1}{2},j,k}^n + A_{xi+\frac{1}{2},j-1,k}^n}{\mu_0 \Delta y^2} \\
&- \frac{A_{zi+1,j,k+\frac{1}{2}}^n - A_{zi+1,j,k-\frac{1}{2}}^n - A_{zi,j,k+\frac{1}{2}}^n + A_{zi,j,k-\frac{1}{2}}^n}{\mu_0 \Delta x \Delta z} \\
&- \frac{A_{yi+1,j+\frac{1}{2},k}^n - A_{yi+1,j-\frac{1}{2},k}^n - A_{yi,j+\frac{1}{2},k}^n + A_{yi,j-\frac{1}{2},k}^n}{\mu_0 \Delta x \Delta y} \\
&+ en_{i,j,k}^n v_{xi+\frac{1}{2},j,k}^n + \frac{2\epsilon_0}{\Delta t^2} A_{xi+\frac{1}{2},j,k}^n - \frac{\epsilon_0}{\Delta t^2} A_{xi+\frac{1}{2},j,k}^{n-1}, \quad (42)
\end{aligned}$$

$$\begin{aligned}
\frac{\partial S_d}{\partial A_{yi,j+\frac{1}{2},k}^n} &= \frac{\partial(L_d^{n-1\sim n} + L_d^{n\sim n+1})}{\partial A_{yi,j+\frac{1}{2},k}^n} \Delta t = 0 \Rightarrow \\
&\frac{\epsilon_0}{\Delta t^2} A_{yi,j+\frac{1}{2},k}^{n+1} = -\frac{\epsilon_0}{\Delta t \Delta y} \left( \phi_{i,j+1,k}^{n+\frac{1}{2}} - \phi_{i,j,k}^{n+\frac{1}{2}} - \phi_{i,j+1,k}^{n-\frac{1}{2}} + \phi_{i,j,k}^{n-\frac{1}{2}} \right) \\
&+ \frac{A_{yi+1,j+\frac{1}{2},k}^n - 2A_{yi,j+\frac{1}{2},k}^n + A_{yi-1,j+\frac{1}{2},k}^n}{\mu_0 \Delta x^2} + \frac{A_{yi,j+\frac{1}{2},k+1}^n - 2A_{yi,j+\frac{1}{2},k}^n + A_{yi,j+\frac{1}{2},k-1}^n}{\mu_0 \Delta z^2} \\
&- \frac{A_{xi+\frac{1}{2},j+1,k}^n - A_{xi-\frac{1}{2},j+1,k}^n - A_{xi+\frac{1}{2},j,k}^n + A_{xi-\frac{1}{2},j,k}^n}{\mu_0 \Delta y \Delta x} \\
&- \frac{A_{zi,j+1,k+\frac{1}{2}}^n - A_{zi,j+1,k-\frac{1}{2}}^n - A_{zi,j,k+\frac{1}{2}}^n + A_{zi,j,k-\frac{1}{2}}^n}{\mu_0 \Delta y \Delta z} \\
&+ en_{i,j,k}^n v_{yi,j+\frac{1}{2},k}^n + \frac{2\epsilon_0}{\Delta t^2} A_{yi,j+\frac{1}{2},k}^n - \frac{\epsilon_0}{\Delta t^2} A_{yi,j+\frac{1}{2},k}^{n-1}, \quad (43)
\end{aligned}$$

$$\begin{aligned}
\frac{\partial S_d}{\partial A_{zi,j,k+\frac{1}{2}}^n} &= \frac{\partial(L_d^{n-1\sim n} + L_d^{n\sim n+1})}{\partial A_{zi,j,k+\frac{1}{2}}^n} = 0 \Rightarrow \\
&\frac{\epsilon_0}{\Delta t^2} A_{zi,j,k+\frac{1}{2}}^{n+1} = -\frac{\epsilon_0}{\Delta t \Delta z} \left( \phi_{i,j,k+1}^{n+\frac{1}{2}} - \phi_{i,j,k}^{n+\frac{1}{2}} - \phi_{i,j,k+1}^{n-\frac{1}{2}} + \phi_{i,j,k}^{n-\frac{1}{2}} \right) \\
&+ \frac{A_{zi,j+1,k+\frac{1}{2}}^n - 2A_{zi,j,k+\frac{1}{2}}^n + A_{zi,j-1,k+\frac{1}{2}}^n}{\mu_0 \Delta y^2} + \frac{A_{zi+1,j,k+\frac{1}{2}}^n - 2A_{zi,j,k+\frac{1}{2}}^n + A_{zi-1,j,k+\frac{1}{2}}^n}{\mu_0 \Delta x^2} \\
&- \frac{A_{yi,j+\frac{1}{2},k+1}^n - A_{yi,j-\frac{1}{2},k+1}^n - A_{yi,j+\frac{1}{2},k}^n + A_{yi,j-\frac{1}{2},k}^n}{\mu_0 \Delta z \Delta y} \\
&- \frac{A_{xi+\frac{1}{2},j,k+1}^n - A_{xi-\frac{1}{2},j,k+1}^n - A_{xi+\frac{1}{2},j,k}^n + A_{xi-\frac{1}{2},j,k}^n}{\mu_0 \Delta z \Delta x} \\
&+ en_{i,j,k}^n v_{zi,j,k+\frac{1}{2}}^n + \frac{2\epsilon_0}{\Delta t^2} A_{zi,j,k+\frac{1}{2}}^n - \frac{\epsilon_0}{\Delta t^2} A_{zi,j,k+\frac{1}{2}}^{n-1}, \quad (44)
\end{aligned}$$

$$\begin{aligned}
& \frac{\partial S_d}{\partial \phi_{i,j,k}^{n+\frac{1}{2}}} = \frac{\partial L_d^{n \sim n+1}}{\partial \phi_{i,j,k}^{n+\frac{1}{2}}} \Delta t = 0 \Rightarrow \\
& \frac{\phi_{i+1,j,k}^{n+\frac{1}{2}} - 2\phi_{i,j,k}^{n+\frac{1}{2}} + \phi_{i-1,j,k}^{n+\frac{1}{2}}}{\Delta x^2} + \frac{\phi_{i,j+1,k}^{n+\frac{1}{2}} - 2\phi_{i,j,k}^{n+\frac{1}{2}} + \phi_{i,j-1,k}^{n+\frac{1}{2}}}{\Delta y^2} + \frac{\phi_{i,j,k+1}^{n+\frac{1}{2}} - 2\phi_{i,j,k}^{n+\frac{1}{2}} + \phi_{i,j,k-1}^{n+\frac{1}{2}}}{\Delta z^2} \\
& + \frac{A_{xi+\frac{1}{2},j,k}^{n+1} - A_{xi+\frac{1}{2},j,k}^n - A_{xi-\frac{1}{2},j,k}^{n+1} + A_{xi-\frac{1}{2},j,k}^n}{\Delta t \Delta x} \\
& + \frac{A_{yi,j+\frac{1}{2},k}^{n+1} - A_{yi,j+\frac{1}{2},k}^n - A_{yi,j-\frac{1}{2},k}^{n+1} + A_{yi,j-\frac{1}{2},k}^n}{\Delta t \Delta y} \\
& + \frac{A_{zi,j,k+\frac{1}{2}}^{n+1} - A_{zi,j,k+\frac{1}{2}}^n - A_{zi,j,k-\frac{1}{2}}^{n+1} + A_{zi,j,k-\frac{1}{2}}^n}{\Delta t \Delta z} = -\frac{e}{\epsilon_0} (n_{i,j,k}^n - n_0), \quad (45)
\end{aligned}$$

$$\begin{aligned}
& \frac{\partial S_d}{\partial \alpha_{i,j,k}^{n+\frac{1}{2}}} = \frac{\partial L_d^{n \sim n+1}}{\partial \alpha_{i,j,k}^{n+\frac{1}{2}}} \Delta t = 0 \Rightarrow \\
& n_{i,j,k}^{n+1} + \frac{\Delta t}{\Delta x} \left( n_{i,j,k}^{n+1} v_{xi+\frac{1}{2},j,k}^{n+1} - n_{i-1,j,k}^{n+1} v_{xi-\frac{1}{2},j,k}^{n+1} \right) \\
& + \frac{\Delta t}{\Delta y} \left( n_{i,j,k}^{n+1} v_{yi,j+\frac{1}{2},k}^{n+1} - n_{i,j-1,k}^{n+1} v_{yi,j-\frac{1}{2},k}^{n+1} \right) \\
& + \frac{\Delta t}{\Delta z} \left( n_{i,j,k}^{n+1} v_{zi,j,k+\frac{1}{2}}^{n+1} - n_{i,j,k-1}^{n+1} v_{zi,j,k-\frac{1}{2}}^{n+1} \right) = n_{i,j,k}^n, \quad (46)
\end{aligned}$$

$$\begin{aligned}
& \frac{\partial S_d}{\partial \lambda_{i,j,k}^{n+\frac{1}{2}}} = \frac{\partial L_d^{n \sim n+1}}{\partial \lambda_{i,j,k}^{n+\frac{1}{2}}} \Delta t = 0 \Rightarrow \\
& \mu_{i,j,k}^{n+1} = \mu_{i,j,k}^n - \frac{\Delta t}{\Delta x} v_{xi+\frac{1}{2},j,k}^{n+1} (\mu_{i+1,j,k}^{n+1} - \mu_{i,j,k}^{n+1}) \\
& - \frac{\Delta t}{\Delta y} v_{yi,j+\frac{1}{2},k}^{n+1} (\mu_{i,j+1,k}^{n+1} - \mu_{i,j,k}^{n+1}) - \frac{\Delta t}{\Delta z} v_{zi,j,k+\frac{1}{2}}^{n+1} (\mu_{i,j,k+1}^{n+1} - \mu_{i,j,k}^{n+1}), \quad (47)
\end{aligned}$$

$$\begin{aligned}
& \frac{\partial S_d}{\partial \mu_{i,j,k}^n} = \frac{\partial (L_d^{n-1 \sim n} + L_d^{n \sim n+1})}{\partial \mu_{i,j,k}^n} \Delta t = 0 \Rightarrow \\
& \lambda_{i,j,k}^{n+\frac{1}{2}} + \frac{\Delta t}{\Delta x} \left( \lambda_{i,j,k}^{n-\frac{1}{2}} v_{xi+\frac{1}{2},j,k}^n - \lambda_{i-1,j,k}^{n-\frac{1}{2}} v_{xi-\frac{1}{2},j,k}^n \right) + \frac{\Delta t}{\Delta y} \left( \lambda_{i,j,k}^{n-\frac{1}{2}} v_{yi,j+\frac{1}{2},k}^n - \lambda_{i,j-1,k}^{n-\frac{1}{2}} v_{yi,j-\frac{1}{2},k}^n \right) \\
& + \frac{\Delta t}{\Delta z} \left( \lambda_{i,j,k}^{n-\frac{1}{2}} v_{zi,j,k+\frac{1}{2}}^n - \lambda_{i,j,k-1}^{n-\frac{1}{2}} v_{zi,j,k-\frac{1}{2}}^n \right) = \lambda_{i,j,k}^{n-\frac{1}{2}} \quad (48)
\end{aligned}$$

Eqs. (39)-(41) and (45) are constraints which restrict the solution manifold. Both initialization and evolution should be restricted by these numerical constraints. Eqs. (42)-(44) are explicit schemes used for updating the gauge field components. We emphasize that in DEC framework and rectangular lattice the variational schemes (42)-(44) of Maxwell's equations equal to the traditional FDTD method. Based on DEC, the electromagnetic fields in

rectangular lattice are defined as,

$$E_{xi+\frac{1}{2},j,k}^{n+\frac{1}{2}} = -\frac{A_{xi+\frac{1}{2},j,k}^{n+1} - A_{xi+\frac{1}{2},j,k}^n}{\Delta t}, \quad (49)$$

$$E_{yi,j+\frac{1}{2},k}^{n+\frac{1}{2}} = -\frac{A_{yi,j+\frac{1}{2},k}^{n+1} - A_{yi,j+\frac{1}{2},k}^n}{\Delta t}, \quad (50)$$

$$E_{zi,j,k+\frac{1}{2}}^{n+\frac{1}{2}} = -\frac{A_{zi,j,k+\frac{1}{2}}^{n+1} - A_{zi,j,k+\frac{1}{2}}^n}{\Delta t}, \quad (51)$$

$$\mu_0 H_{xi,j+\frac{1}{2},k+\frac{1}{2}}^n = \frac{A_{zi,j+1,k+\frac{1}{2}}^n - A_{zi,j,k+\frac{1}{2}}^n}{\Delta y} - \frac{A_{yi,j+\frac{1}{2},k+1}^n - A_{yi,j+\frac{1}{2},k}^n}{\Delta z}, \quad (52)$$

$$\mu_0 H_{yi+\frac{1}{2},j,k+\frac{1}{2}}^n = \frac{A_{xi+\frac{1}{2},j,k+1}^n - A_{xi+\frac{1}{2},j,k}^n}{\Delta z} - \frac{A_{zi+1,j,k+\frac{1}{2}}^n - A_{zi,j,k+\frac{1}{2}}^n}{\Delta x}, \quad (53)$$

$$\mu_0 H_{zi+\frac{1}{2},j+\frac{1}{2},k}^n = \frac{A_{yi+1,j+\frac{1}{2},k}^n - A_{yi,j+\frac{1}{2},k}^n}{\Delta x} - \frac{A_{xi+\frac{1}{2},j+1,k}^n - A_{xi+\frac{1}{2},j,k}^n}{\Delta y}, \quad (54)$$

where the temporal gauge  $\phi_{i,j,k}^n = 0$  has been adopted explicitly. Then substituting Eqs. (49)-(54) into Eqs. (42)-(44), we obtain,

$$\begin{aligned} E_{xi+\frac{1}{2},j,k}^{n+\frac{1}{2}} &= E_{xi+\frac{1}{2},j,k}^{n-\frac{1}{2}} - \frac{\Delta t}{\epsilon_0} J_{xi+\frac{1}{2},j,k}^n + \frac{\Delta t}{\epsilon_0 \Delta y} \left( H_{zi+\frac{1}{2},j+\frac{1}{2},k}^n - H_{zi+\frac{1}{2},j-\frac{1}{2},k}^n \right) \\ &\quad - \frac{\Delta t}{\epsilon_0 \Delta z} \left( H_{yi+\frac{1}{2},j,k+\frac{1}{2}}^n - H_{yi+\frac{1}{2},j,k-\frac{1}{2}}^n \right), \end{aligned} \quad (55)$$

$$\begin{aligned} E_{yi,j+\frac{1}{2},k}^{n+\frac{1}{2}} &= E_{yi,j+\frac{1}{2},k}^{n-\frac{1}{2}} - \frac{\Delta t}{\epsilon_0} J_{yi,j+\frac{1}{2},k}^n + \frac{\Delta t}{\epsilon_0 \Delta z} \left( H_{xi,j+\frac{1}{2},k+\frac{1}{2}}^n - H_{xi,j+\frac{1}{2},k-\frac{1}{2}}^n \right) \\ &\quad - \frac{\Delta t}{\epsilon_0 \Delta x} \left( H_{zi+\frac{1}{2},j+\frac{1}{2},k}^n - H_{zi-\frac{1}{2},j+\frac{1}{2},k}^n \right), \end{aligned} \quad (56)$$

$$\begin{aligned} E_{zi,j,k+\frac{1}{2}}^{n+\frac{1}{2}} &= E_{zi,j,k+\frac{1}{2}}^{n-\frac{1}{2}} - \frac{\Delta t}{\epsilon_0} J_{zi,j,k+\frac{1}{2}}^n + \frac{\Delta t}{\epsilon_0 \Delta x} \left( H_{yi+\frac{1}{2},j,k+\frac{1}{2}}^n - H_{yi-\frac{1}{2},j,k+\frac{1}{2}}^n \right) \\ &\quad - \frac{\Delta t}{\epsilon_0 \Delta y} \left( H_{xi,j+\frac{1}{2},k+\frac{1}{2}}^n - H_{xi,j-\frac{1}{2},k+\frac{1}{2}}^n \right), \end{aligned} \quad (57)$$

where  $(J_x, J_y, J_z) = (env_x, env_y, env_z)$  is the current density. Eqs. (55)-(57) have the usual form of standard FDTD method constructed in Yee lattice [11]. It is well-known that the standard FDTD is symplectic which means the schemes (42)-(44) of Maxwell's equations are also symplectic. We will give a brief proof of this corollary in the following. Eqs. (38) and

(46)-(48) are implicit schemes of the electron density, Lin's constraint field and Lagrangian multipliers. It can be seen that Eqs. (38)-(41) and (46)-(48) make up an implicit cubic nonlinear algebraic system which can be sloved for updating the electron density, velocity components, Lin's constraint field and multipliers. Effective and efficient nonlinear iterative methods and linear solvers are needed for solving the nonlinear algebraic equations. The complete iteration for the variational schemes is shown in Fig.3.

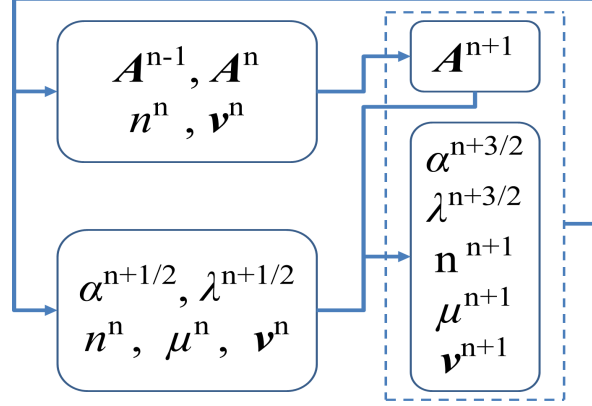


FIG. 3. The complete iteration for the variational schemes of hydrodynamic-electrodynamic model.

A very good property of the variational scheme is the conservation of Lagrangian structure generated by discrete Lagrangian (37)  $L_d^{n \sim n+1}(q^n, q^{n+1})$ , where  $q^n = (n_J^n, v_J^n, A_J^n, \phi_J^n, \alpha_J^n, \lambda_J^n, \mu_J^n)$  and the subscript  $J$  traverses all lattice points. We define two 1-forms,

$$\theta^{+n \sim n+1} = \frac{\partial}{\partial q_i^{n+1}} L_d^{n \sim n+1}(q^n, q^{n+1}) \cdot dq_i^{n+1}, \quad (58)$$

$$\theta^{-n \sim n+1} = -\frac{\partial}{\partial q_i^n} L_d^{n \sim n+1}(q^n, q^{n+1}) \cdot dq_i^n, \quad (59)$$

which form a partition of the exterior derivative of discrete Lagrangian  $dL_d^{n \sim n+1} = \theta^{+n \sim n+1} - \theta^{-n \sim n+1}$ . Then the Lagrangian noncanonical structure can be given as a closed 2-form  $\Omega_d^{n \sim n+1} = d\theta^{+n \sim n+1} = d\theta^{-n \sim n+1}$  as,

$$\Omega_d^{n \sim n+1} = \frac{\partial^2}{\partial q_i^n \partial q_j^{n+1}} L_d^{n \sim n+1}(q^n, q^{n+1}) \cdot dq_i^n \wedge dq_j^{n+1}. \quad (60)$$

This discrete geometric structure is symplectic. By using the discrete dynamical equations (38)-(48) and taking the exterior derivative of action  $S_d$ , we obtain,

$$dS_d = \theta^{+N \sim N+1} - \theta^{-0 \sim 1}. \quad (61)$$



Eq. (61) means that one more exterior derivative of this 1-form leads to,

$$\Omega_d^{N \sim N+1} = \Omega_d^{0 \sim 1}. \quad (62)$$

The hydrodynamic-Maxwell system generated by Eq. (10) is naturally equipped with a continuous Lagrangian symplectic structure. The conservation of discrete Lagrangian symplectic structure indicates the discrete variational principle generates a self-consistent finite dimensional dynamical system which is a good continuous analogue. It can be directly examined that the gauge symmetry is also preserved in the discrete dynamical equations. The advantages of variational schemes in long term simulations are guaranteed via the conservation of the discrete 2-form and gauge symmetry, which lead to the conserved quantities have long term conservation and accuracy in simulations.

### C. Algebraic solvers

To implement the variational scheme, the solving procedure for nonlinear algebraic equations (38)-(41) and (46)-(48) is a core technique. In this work, we introduce the Newton-Krylov type methods as primary algebraic solvers [51]. As the shell of a Newton-Krylov type method, the Newton-Raphson algorithm is used as the basic nonlinear iterative method which approximates and corrects the algebraic system in every numerical step.

The nonlinear equations (38)-(41) and (46)-(48) can be rewritten in matrix form as,

$$\mathbf{F}(\mathbf{X}^{n+1}) = 0, \quad (63)$$

where  $\mathbf{F}$  is a well-defined nonlinear vector function,  $\mathbf{X} = (\alpha_J, v_{xJ}, v_{yJ}, v_{zJ}, n_J, \mu_J, \lambda_J)^T$ , and the subscript  $J$  traverses all lattice points. Then the Newton-Raphson iteration is given as,

$$\mathbf{X}^* = \mathbf{X} - \mathbf{J}_F^{-1}(\mathbf{X}) \mathbf{F}(\mathbf{X}), \quad (64)$$

where  $\mathbf{X}^*$  indicates new variables, and the Jacobian  $\mathbf{J}_F$  should be updated in every iteration step. The detailed Jacobian elements can be found in App. A. The criterion  $\|\mathbf{X}^* - \mathbf{X}\| / \|\mathbf{X}\| < \varepsilon$  is used to cutoff the iteration, where  $\varepsilon$  is a specified sufficiently small value.

During every iteration step, we face a Jacobian inversion, which means a linear algebraic matrix equation is to be solved. Based on the Krylov subspace theory, there are many efficient linear solvers, e.g. Generalized-Minimum-Residual (GMRES) method, Incomplete-Cholesky-Conjugate-Gradient (ICCG) method, and BICGSTAB method, have been constructed to solve large sparse matrix equation [52–54]. In this work, the BICGSTAB method

is introduced as the basic linear solver, because of the efficiency, stability and parallel ability [54]. An alternative approach to solve the linear equations generated in nonlinear iteration is the Jacobian-Free Newton-Krylov (JFNK) method which replaces  $\mathbf{J}_F \mathbf{X}^*$  with  $\mathbf{J}_F \mathbf{X}^* \approx [\mathbf{J}_F(\mathbf{X} + \xi \mathbf{X}^*) - \mathbf{J}_F(\mathbf{X})]/\xi$ , where  $\xi$  is a small perturbation [51, 55]. A good feature of the JFNK method is the Jacobian-vector product can be probed approximately without forming and storing the Jacobian elements. In this work, we just use the Newton-BICGSTAB iteration method to solve the nonlinear system, as the Jacobian can be exactly derived conveniently (App. A). The JFNK approximation will be taken into consideration to accelerate the simulation in further work.

## IV. NUMERICAL EXPERIMENTS

### A. Bulk Plasmon

The first numerical experiment implemented in this work is the 1-D bulk plasmon oscillation. This simulation is a numerical benchmark which is used to verify the variational code. In this 1-D simulation, the metal is specified as silver, which means the plasma frequency  $\omega_p = 1.37 \times 10^{16}$  Hz (for more details can be seen in Sec.IV B). Then the spatial step is chosen as  $0.01c/\omega_p$ , and the temporal step is determined by the Courant-Friedrichs-Lewy (CFL) constraint, where  $cfl = 0.5$ . The numerical simulation domain is a 5000 1-D lattice, and the Message Passing Interface (MPI) is used as a parallel strategy. At the initial time, a random perturbation of gauge field is introduced as the initial condition. After 10000 steps simulation, the dispersion relation can be reconstructed by taking the Fast Fourier Transform (FFT) of the gauge field. Fig. 4 shows the evolution of the gauge field in the simulation, where the plasmon oscillation with frequency  $\omega_p$  can be recognized obviously. Fig. 5 plots the numerical dispersion relation versus the analytical one. The numerical result (contour plot) has a good consistency with the analytical dispersion relation (solid line) in the truncation region  $k \in [0.00057, 1.4] \times 10^{10} \text{m}^{-1}$ . It shows that the accurate linear response has been reached over a wide range of the spectrum, which means the simulated plasmonic system is physics.

To illustrate the good property of variational schemes in secular simulations, we plot the evolution of numerical error of total Hamiltonian, which is shown in Fig. 6 (c). After a long

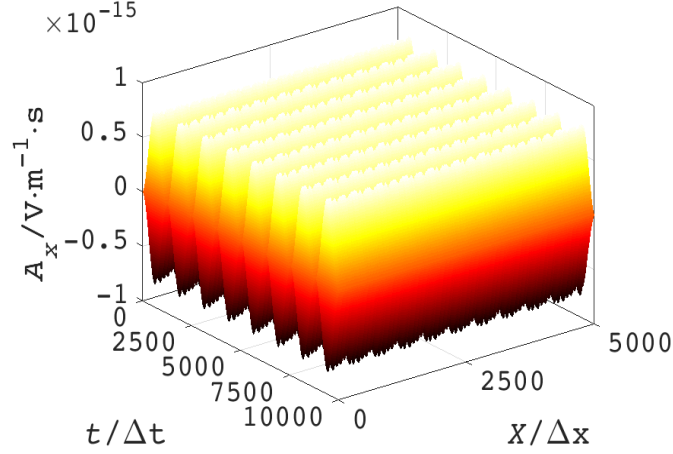


FIG. 4. The evolution of the gauge field in the simulation of bulk plasmon oscillation.

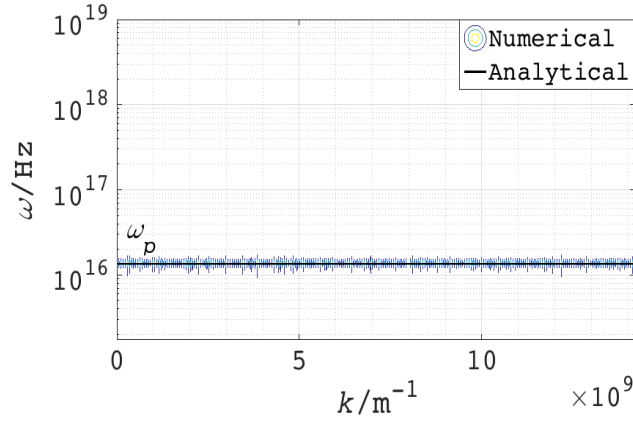


FIG. 5. Bulk plasmon dispersion relations: the numerical result (contour plot) versus the analytical one (solid line).

term simulation, the numerical error is bounded by a very small value without coherent accumulation. From the sub-Fig. 6 (a) and (b), we can find that the perturbation energy is exchanged cycle by cycle with frequency  $\omega_p$  between the electron and field components during the oscillation, which drives the plasmonic motion.

The result of first numerical experiment provide us with a basic verification of the numerical code used for simulating plasmonic phenomena. The advantage in conservation shown by numerical error is a footstone of secular simulation for nonlinear system.

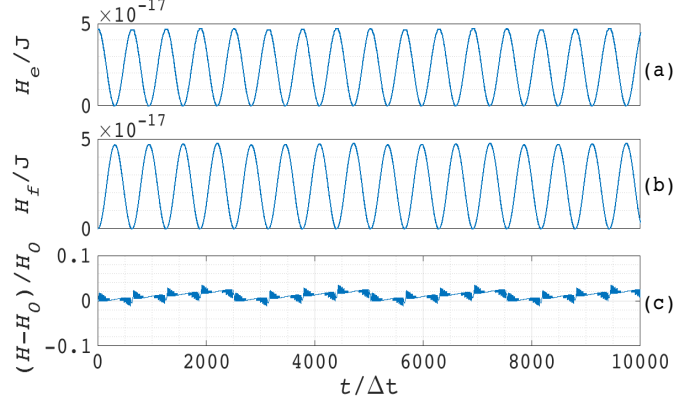


FIG. 6. Numerical error of the Hamiltonian in the simulation: (a) the Hamiltonian of lossless free electron gas; (b) the Hamiltonian of self-consistent gauge field; (c) the total Hamiltonian error.

## B. SPPs

A typical SPPs configuration is the infinite interface between metal and air. When it comes to silver, the average electron number density  $n_0 \approx 5.90 \times 10^{28} \text{ m}^{-3}$ , then the plasma frequency  $\omega_p = \sqrt{n_0 e^2 / \epsilon_0 m} = 1.37 \times 10^{16} \text{ Hz}$ . Based on Drude model, the metallic permittivity can be given as  $\epsilon(\omega) = 1 - \omega_p^2 / \omega^2$ . The SPPs dispersion relation can be analytically given as  $k_x = k_0 \sqrt{\epsilon / (\epsilon + 1)}$ , where  $k_0$  is the vacuum wave number, then the SPR frequency  $\omega_{sp} = 0.97 \times 10^{16} \text{ Hz}$ . Fig. 7 shows the 2-D SPPs configuration used in the simulations. The numerical simulation domain is a  $200 \times 150$  (metal  $200 \times 50$ ) uniform 2-D lattice, where the periodic boundaries are used in x-direction, the absorbing boundaries of gauge field components are used in z-direction, and the hard boundaries of free electron gas are used in z-direction. The TM mode SPPs with several vacuum wave lengths (300, 280, 260, 240, 220, 200) nm are simulated. In each simulation, the spatial step  $\Delta x = \Delta z$  is  $0.05 \times 2\pi / k_x$ , the temporal step  $\Delta t$  is determined by the CFL constraint  $cfl = 0.5$ , and the total simulation time is 4000 steps. To effectively implement the simulations, the MPI is used to parallel the code.

Fig. 8 shows the dispersion relation at given wave lengths obtained by simulations. By comparing the numerical results (circle marks) with analytical dispersion curve, we find that the simulations can reproduce characteristic dispersion relation of SPPs from near light cone to SPR regions. The resonance of wave means super resolution which is a core property of

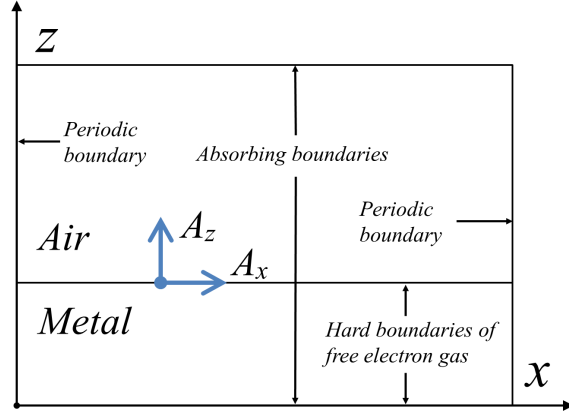


FIG. 7. The 2-D SPPs configuration used in the simulations.

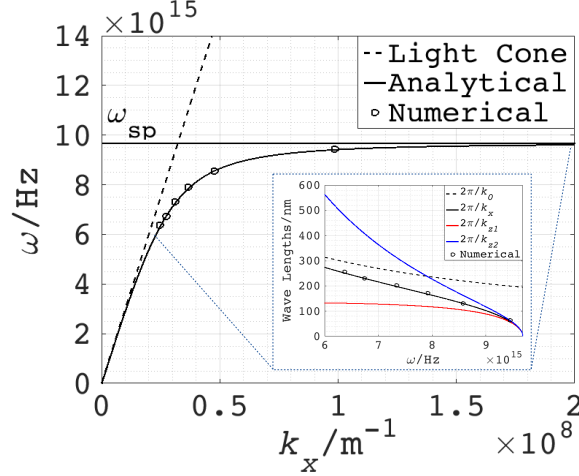


FIG. 8. SPPs dispersion relations. Analytical vs numerical. Numerical results obtained at given wave lengths have a good consistency with the analytical curve. The subfigure plots the wave lengths and decay lengths at simulation region, which illustrates the sub-wavelength and energy localization of SPPs.

near field optics. The subfigure of Fig. 8 plots the wave lengths and decay lengths in the simulation region. It shows that the SPPs wave length (black line) and metallic decay length (red line) are always less than the vacuum wave length (dash line), but the air decay length (blue line) is less than the vacuum wave length only in the near SPR region ( $\omega > 7.9 \times 10^{15} \text{ Hz}$ ). The numerical results of SPPs wave lengths also have a good precision. Fig. 9 shows the slice of normalized SPPs field  $H_y$  obtained by simulations, where the vacuum wave length

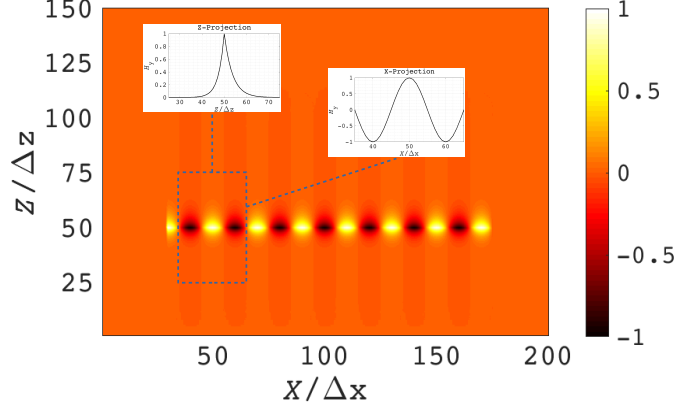


FIG. 9. The slice of normalized SPPs field  $H_y$  obtained by simulations. The vacuum wave length  $\lambda_0 = 240$  nm. The subfigures plot the X- and Z- projections of  $H_y$  at the region  $[35,65] \times [25,75]$ . It shows that the electromagnetic field of SPPs is strongly bounded by the interface and the mode has sub-wavelength spatial structure.

$\lambda_0 = 240$  nm. The Z-projection of Fig. 9 provide us with the SPPs mode structure on different sides of the silver-air interface. The localization of wave means subwavelength field structure and localized energy enhancement which can be used in many branches of nano-electrodynamics. Just as the first numerical experiment, the conserved quantities, such as the total Hamiltonian, in these simulations are still bounded by the discrete conservation laws.

The numerical experiments implemented in this work verify the numerical schemes and show the good properties of these schemes in secular simulations. It can be expected that this work provide us with a powerful numerical tool for the first-principle based simulation study of Plasmonics.

## V. CONCLUSION

In this work, we have constructed a class of variational schemes for the hydrodynamic-electrodynamic model of lossless free electron gas in quasi-neutral background to implement high-quality simulations of the SPPs. The Lagrangian density of lossless free electron gas with self-consistent electromagnetic field was established and the conservation laws with constraints were obtained. By using DEC based discretization, we reconstructed a field

theory on the discrete space-time manifold and constructed the variational schemes by discretizing and minimizing the action. The variational schemes are nonlinear semi-explicit, which means the nonlinear solvers are needed. We introduced a hybrid Newton-BICGSTAB method to solve the nonlinear algebraic equations involved in the variational schemes. Instead of discretizing the partial differential equations, the variational schemes have superior numerical properties in secular simulations, as they preserve the discrete Lagrangian symplectic structure and general energy-momentum density conservation. Two types of numerical experiments, i.e. bulk plasmon oscillation and 2-D SPPs, were implemented. The numerical results can reproduce characteristic dispersion relations of both two types of plasmonic phenomena. The numerical errors of conserved quantities, e.g. total Hamiltonian, in all examples are bounded by a small value after long term simulations, which shows the advantages of variational schemes in secular simulations. The variational schemes constructed for the hydrodynamic-electrodynamics model can be used as a powerful numerical tool in plasmonics. Improvements, such as the unstructured lattices, high-quality boundaries, more efficient algebraic solvers, loss and interband transition of real metal will be developed in our further work.

## ACKNOWLEDGMENTS

Q. Chen would like to thank H. Qin and J. Xiao for considerable help in differential geometry and field theory at University of Science and Technology of China. This work is supported by the National Nature Science Foundation of China (NSFC-11805273, 51477182), the CEMEE State Key Laboratory Foundation (CEMEE-2018Z0104B) and the Testing Technique Foundation for Young Scholars. Numerical simulations were implemented on the Shenma supercomputer at Institute of Plasma Physics, Chinese Academy of Sciences and the TH-1A supercomputer at National Super Computer Center in Tianjin.

## Appendix A: The Jacobian of Nonlinear Equations

To implement the Newton-Raphson iteration, we should calculate the Jacobian of nonlinear equations in every iteration step. Here we give the detailed Jacobian elements. Assuming

the nonlinear function  $f_1(\mathbf{X}^{n+1})$  is defined by Eq. (38), we obtain,

$$\frac{\partial f_1}{\partial \alpha_{i,j,k}^{n+\frac{3}{2}}} = 1, \quad (\text{A1})$$

$$\frac{\partial f_1}{\partial v_{xi+\frac{1}{2},j,k}^{n+1}} = -m\Delta t v_{xi+\frac{1}{2},j,k}^{n+1} - e\Delta t A_{xi+\frac{1}{2},j,k}^{n+1} + \frac{\Delta t}{\Delta x} \left( \alpha_{i+1,j,k}^{n+\frac{1}{2}} - \alpha_{i,j,k}^{n+\frac{1}{2}} \right), \quad (\text{A2})$$

$$\frac{\partial f_1}{\partial v_{yi,j+\frac{1}{2},k}^{n+1}} = -m\Delta t v_{yi,j+\frac{1}{2},k}^{n+1} - e\Delta t A_{yi,j+\frac{1}{2},k}^{n+1} + \frac{\Delta t}{\Delta y} \left( \alpha_{i,j+1,k}^{n+\frac{1}{2}} - \alpha_{i,j,k}^{n+\frac{1}{2}} \right), \quad (\text{A3})$$

$$\frac{\partial f_1}{\partial v_{zi,j,k+\frac{1}{2}}^{n+1}} = -m\Delta t v_{zi,j,k+\frac{1}{2}}^{n+1} - e\Delta t A_{zi,j,k+\frac{1}{2}}^{n+1} + \frac{\Delta t}{\Delta z} \left( \alpha_{i,j,k+1}^{n+\frac{1}{2}} - \alpha_{i,j,k}^{n+\frac{1}{2}} \right), \quad (\text{A4})$$

Assuming the nonlinear function  $f_2(\mathbf{X}^{n+1})$  is defined by Eq. (39), we obtain,

$$\frac{\partial f_2}{\partial v_{xi+\frac{1}{2},j,k}^{n+1}} = mn_{i,j,k}^{n+1}. \quad (\text{A5})$$

$$\frac{\partial f_2}{\partial n_{i,j,k}^{n+1}} = mv_{xi+\frac{1}{2},j,k}^{n+1} + eA_{xi+\frac{1}{2},j,k}^{n+1} - \frac{\alpha_{i+1,j,k}^{n+\frac{1}{2}} - \alpha_{i,j,k}^{n+\frac{1}{2}}}{\Delta x}. \quad (\text{A6})$$

$$\frac{\partial f_2}{\partial \lambda_{i,j,k}^{n+\frac{1}{2}}} = \frac{\mu_{i+1,j,k}^{n+1} - \mu_{i,j,k}^{n+1}}{\Delta x}, \quad (\text{A7})$$

Assuming the nonlinear function  $f_3(\mathbf{X}^{n+1})$  is defined by Eq. (40), we obtain,

$$\frac{\partial f_3}{\partial v_{yi,j+\frac{1}{2},k}^{n+1}} = mn_{i,j,k}^{n+1}. \quad (\text{A8})$$

$$\frac{\partial f_3}{\partial n_{i,j,k}^{n+1}} = mv_{yi,j+\frac{1}{2},k}^{n+1} + eA_{yi,j+\frac{1}{2},k}^{n+1} - \frac{\alpha_{i,j+1,k}^{n+\frac{1}{2}} - \alpha_{i,j,k}^{n+\frac{1}{2}}}{\Delta y}. \quad (\text{A9})$$

$$\frac{\partial f_3}{\partial \lambda_{i,j,k}^{n+\frac{1}{2}}} = \frac{\mu_{i,j+1,k}^{n+1} - \mu_{i,j,k}^{n+1}}{\Delta y}, \quad (\text{A10})$$

Assuming the nonlinear function  $f_4(\mathbf{X}^{n+1})$  is defined by Eq. (41), we obtain,

$$\frac{\partial f_4}{\partial v_{zi,j,k+\frac{1}{2}}^{n+1}} = mn_{i,j,k}^{n+1}. \quad (\text{A11})$$



$$\frac{\partial f_4}{\partial n_{i,j,k}^{n+1}} = mv_{zi,j,k+\frac{1}{2}}^{n+1} + eA_{zi,j,k+\frac{1}{2}}^{n+1} - \frac{\alpha_{i,j,k+1}^{n+\frac{1}{2}} - \alpha_{i,j,k}^{n+\frac{1}{2}}}{\Delta z}. \quad (\text{A12})$$

$$\frac{\partial f_4}{\partial \lambda_{i,j,k}^{n+\frac{1}{2}}} = \frac{\mu_{i,j,k+1}^{n+1} - \mu_{i,j,k}^{n+1}}{\Delta z}, \quad (\text{A13})$$

Assuming the nonlinear function  $f_5(\mathbf{X}^{n+1})$  is defined by Eq. (46), we obtain,

$$\frac{\partial f_5}{\partial v_{xi+\frac{1}{2},j,k}^{n+1}} = \frac{\Delta t}{\Delta x} n_{i,j,k}^{n+1}, \quad (\text{A14})$$

$$\frac{\partial f_5}{\partial v_{xi-\frac{1}{2},j,k}^{n+1}} = -\frac{\Delta t}{\Delta x} n_{i-1,j,k}^{n+1}, \quad (\text{A15})$$

$$\frac{\partial f_5}{\partial v_{yi,j+\frac{1}{2},k}^{n+1}} = \frac{\Delta t}{\Delta y} n_{i,j,k}^{n+1}, \quad (\text{A16})$$

$$\frac{\partial f_5}{\partial v_{yi,j-\frac{1}{2},k}^{n+1}} = -\frac{\Delta t}{\Delta y} n_{i,j-1,k}^{n+1}, \quad (\text{A17})$$

$$\frac{\partial f_5}{\partial v_{zi,j,k+\frac{1}{2}}^{n+1}} = \frac{\Delta t}{\Delta z} n_{i,j,k}^{n+1}, \quad (\text{A18})$$

$$\frac{\partial f_5}{\partial v_{zi,j,k-\frac{1}{2}}^{n+1}} = -\frac{\Delta t}{\Delta z} n_{i,j,k-1}^{n+1}, \quad (\text{A19})$$

$$\frac{\partial f_5}{\partial n_{i,j,k}^{n+1}} = 1 + \frac{\Delta t}{\Delta x} v_{xi+\frac{1}{2},j,k}^{n+1} + \frac{\Delta t}{\Delta y} v_{yi,j+\frac{1}{2},k}^{n+1} + \frac{\Delta t}{\Delta z} v_{zi,j,k+\frac{1}{2}}^{n+1}, \quad (\text{A20})$$

$$\frac{\partial f_5}{\partial n_{i-1,j,k}^{n+1}} = -\frac{\Delta t}{\Delta x} v_{xi-\frac{1}{2},j,k}^{n+1}, \quad (\text{A21})$$

$$\frac{\partial f_5}{\partial n_{i,j-1,k}^{n+1}} = -\frac{\Delta t}{\Delta y} v_{yi,j-\frac{1}{2},k}^{n+1}, \quad (\text{A22})$$

$$\frac{\partial f_5}{\partial n_{i,j,k-1}^{n+1}} = -\frac{\Delta t}{\Delta z} v_{zi,j,k-\frac{1}{2}}^{n+1}, \quad (\text{A23})$$

Assuming the nonlinear function  $f_6(\mathbf{X}^{n+1})$  is defined by Eq. (47), we obtain,

$$\frac{\partial f_6}{\partial v_{xi+\frac{1}{2},j,k}^{n+1}} = \frac{\Delta t}{\Delta x} (\mu_{i+1,j,k}^{n+1} - \mu_{i,j,k}^{n+1}), \quad (\text{A24})$$

$$\frac{\partial f_6}{\partial v_{yi,j+\frac{1}{2},k}^{n+1}} = \frac{\Delta t}{\Delta y} (\mu_{i,j+1,k}^{n+1} - \mu_{i,j,k}^{n+1}), \quad (\text{A25})$$

$$\frac{\partial f_6}{\partial v_{zi,j,k+\frac{1}{2}}^{n+1}} = \frac{\Delta t}{\Delta z} (\mu_{i,j,k+1}^{n+1} - \mu_{i,j,k}^{n+1}), \quad (\text{A26})$$

$$\frac{\partial f_6}{\partial \mu_{i,j,k}^{n+1}} = 1 - \frac{\Delta t}{\Delta x} v_{xi+\frac{1}{2},j,k}^{n+1} - \frac{\Delta t}{\Delta y} v_{yi,j+\frac{1}{2},k}^{n+1} - \frac{\Delta t}{\Delta z} v_{zi,j,k+\frac{1}{2}}^{n+1}, \quad (\text{A27})$$

$$\frac{\partial f_6}{\partial \mu_{i+1,j,k}^{n+1}} = \frac{\Delta t}{\Delta x} v_{xi+\frac{1}{2},j,k}^{n+1}, \quad (\text{A28})$$

$$\frac{\partial f_6}{\partial \mu_{i,j+1,k}^{n+1}} = \frac{\Delta t}{\Delta y} v_{yi,j+\frac{1}{2},k}^{n+1}, \quad (\text{A29})$$

$$\frac{\partial f_6}{\partial \mu_{i,j,k+1}^{n+1}} = \frac{\Delta t}{\Delta z} v_{zi,j,k+\frac{1}{2}}^{n+1}, \quad (\text{A30})$$

Assuming the nonlinear function  $f_7(\mathbf{X}^{n+1})$  is defined by Eq. (48), we obtain,

$$\frac{\partial f_7}{\partial v_{xi+\frac{1}{2},j,k}^{n+1}} = \frac{\Delta t}{\Delta x} \lambda_{i,j,k}^{n+\frac{1}{2}}, \quad (\text{A31})$$

$$\frac{\partial f_7}{\partial v_{xi-\frac{1}{2},j,k}^{n+1}} = -\frac{\Delta t}{\Delta x} \lambda_{i-1,j,k}^{n+\frac{1}{2}}, \quad (\text{A32})$$

$$\frac{\partial f_7}{\partial v_{yi,j+\frac{1}{2},k}^{n+1}} = \frac{\Delta t}{\Delta y} \lambda_{i,j,k}^{n+\frac{1}{2}}, \quad (\text{A33})$$

$$\frac{\partial f_7}{\partial v_{yi,j-\frac{1}{2},k}^{n+1}} = -\frac{\Delta t}{\Delta y} \lambda_{i,j-1,k}^{n+\frac{1}{2}}, \quad (\text{A34})$$

$$\frac{\partial f_7}{\partial v_{zi,j,k+\frac{1}{2}}^{n+1}} = \frac{\Delta t}{\Delta z} \lambda_{i,j,k}^{n+\frac{1}{2}}, \quad (\text{A35})$$

$$\frac{\partial f_7}{\partial v_{zi,j,k-\frac{1}{2}}^{n+1}} = -\frac{\Delta t}{\Delta z} \lambda_{i,j,k-1}^{n+\frac{1}{2}}. \quad (\text{A36})$$

$$\frac{\partial f_7}{\partial \lambda_{i,j,k}^{n+\frac{3}{2}}} = 1. \quad (\text{A37})$$

It can be seen that the Jacobian  $\mathbf{J}_F$  is a large sparse matrix in every iteration step.

---

[1] R. Ritchie, Phys. Rev. **106**, 874 (1957).

- [2] W. Barnes, A. Dereux, and T. Ebbesen, *Nature* **424**, 6950:824 (2003).
- [3] E. Ozbay, *Science* **311**, 5758:189 (2006).
- [4] R. Zia and M. L. Brongersma, *nature nanotechnology* **2**, 426 (2007).
- [5] E. Hendry, F. Garcia-Vidal, L. Martin-Moreno, J. Rivas, M. Bonn, A. Hibbins, and M. Lockyear, *Phys. Rev. Lett.* **100**, 123901 (2008).
- [6] S. Kim, J. H. Jin, Y. J. Kim, I. Y. Park, Y. Kim, and S. W. Kim, *Nature* **453**, 757 (2008).
- [7] H. Atwater and A. Polman, *Nature Materials* **9**, 205 (2010).
- [8] A. Boltasseva and H. A. Atwater, *Science* **331**, 6015:290 (2011).
- [9] V. K. Valev, *Langmuir* **28**, 15454 (2012).
- [10] M. Fang, Z. Huang, W. E. I. Sha, and X. Wu, *IEEE J. Multiscale and Multiphys. Comput. Techn.* **2**, 194 (2017).
- [11] K. S. Yee, *IEEE Trans. Antennas Propag.* **14**, 302 (1966).
- [12] R. F. Harrington, *Field Computation by Moment Methods* (MacMillan, New York, 1968).
- [13] A. Taflov and M. E. Brodwin, *IEEE Trans. Microw. Theory Tech.* **23**, 623 (1975).
- [14] A. Taflov, *Computational Electrodynamics: The Finite-Difference Time-Domain Method* (Artech House Publisher, Boston, 1995).
- [15] Jr. J. D. Anderson, *Computational Fluid Dynamics: The Basics with Applications* (McGraw-Hill, New York, 1995).
- [16] Q. Chen and B. Chen, *Phys. Rev. E* **86**, 046704 (2012).
- [17] K. Feng, *The Proceedings of 1984 Beijing Symposium on Differential Geometry and Differential Equations* (Science Press, Beijing, 1985) p. 42.
- [18] K. Feng and M. Qin, *Symplectic Geometric Algorithms for Hamiltonian Systems* (Springer-Verlag, New York, 2010).
- [19] G. Benettin and A. Giorgilli, *J. Statist. Phys.* **74**, 1117 (1994).
- [20] S. Reich, *SIAM J. Numer. Anal.* **36**, 1549 (1999).
- [21] E. Hairer, C. Lubich, and G. Wanner, *Geometric Numerical Integration: Structure-Preserving Algorithms for Ordinary Differential Equations* (Springer, New York, 2002).
- [22] Y. K. Wu, E. Forest, and D. S. Robin, *Phys. Rev. E* **68**, 046502 (2003).
- [23] E. Hairer, *J. Sci. Comput.* **25**, 67 (2005).
- [24] S. A. Chin, *Phys. Rev. E* **80**, 037701 (2009).
- [25] H. Qin, J. Liu, J. Xiao, R. Zhang, Y. He, Y. Wang, Y. Sun, J. W. Burby, L. Ellison, and

- Y. Zhou, Nucl. Fusion **56**, 014001 (2016).
- [26] M. Tao, Phys. Rev. E **94**, 043303 (2016).
- [27] P. J. Morrison, Phys. Plasmas **24**, 055502 (2017).
- [28] Q. Chen, H. Qin, J. Liu, J. Xiao, R. Zhang, Y. He, and Y. Wang, J. Comput. Phys. **349**, 441 (2017).
- [29] P. J. Morrison, Rev. Mod. Phys. **70**, 467 (1998).
- [30] J. E. Marsden and M. West, Acta Numerica **10**, 357 (2001).
- [31] A. Lew, J. E. Marsden, M. Ortiz, and M. West, Int. J. Numer. Meth. Engr. **60**, 153 (2004).
- [32] M. West, *Variational Integrators*, Ph.D. thesis, California Institute of Technology (2004).
- [33] H. Qin and X. Guan, Phys. Rev. Lett. **100**, 035006 (2008).
- [34] J. Li, H. Qin, Z. Pu, L. Xie, and S. Fu, Phys. Plasmas **18**, 052902 (2011).
- [35] J. Squire, H. Qin, and W. M. Tang, Phys. Plasmas **19**, 052501 (2012).
- [36] J. Squire, H. Qin, and W. M. Tang, Phys. Plasmas **19**, 084501 (2012).
- [37] J. Xiao, J. Liu, H. Qin, and Z. Yu, Phys. Plasmas **20**, 102517 (2013).
- [38] R. Zhang, J. Liu, Y. Tang, H. Qin, J. Xiao, and B. Zhu, Phys. Plasmas **21**, 032504 (2014).
- [39] A. B. Stamm and B. A. Shadwick, IEEE Trans. Plasma Sci. **42**, 1747 (2014).
- [40] B. A. Shadwick, A. B. Stamm, and E. G. Evstatiev, Phys. Plasmas **21**, 055708 (2014).
- [41] J. Xiao, J. Liu, H. Qin, Z. Yu, and N. Xiang, Phys. Plasmas **22**, 092305 (2015).
- [42] M. Kraus, K. Kormann, P. J. Morrison, and E. Sonnendrücker, J. Plasma Phys. **83**, 905830401 (2017).
- [43] Y. Shi, J. Xiao, H. Qin, and N. J. Fisch, Phys. Rev. E **97**, 053206 (2018).
- [44] W. Newcomb, Nucl. Fusion Suppl. **part2** (1962).
- [45] F. Sahraoui, G. Belmont, and L. Rezeau, Phys. Plasmas **10**, 1325 (2003).
- [46] A. N. Hirani, *Discrete Exterior Calculus*, Ph.D. thesis, California Institute of Technology (2003).
- [47] R. Hiptmair, Numer. Math. **90**, 265 (2001).
- [48] D. N. Arnold, R. S. Falk, and R. Winther, Acta Numer. **15**, 1 (2006).
- [49] D. N. Arnold, R. S. Falk, and R. Winther, Bull. New Ser., Am. Math. Soc. **47**, 281 (2010).
- [50] M. Holst and A. Stern, Found. Comput. Math. **12**, 263 (2012).
- [51] P. N. Brown and Y. Saad, SIAM J. Sci. Stat. Comput. **11**, 450 (1990).
- [52] Y. Saad and M. H. Schultz, SIAM J. Sci. Stat. Comput. **7**, 856 (1986).

- [53] J. A. Meijerink and H. A. van der Vorst, Math. Comput. **31**, 148 (1977).
- [54] H. A. van der Vorst, SIAM J. Sci. Stat. Comput. **13**, 631 (1992).
- [55] D. A. Knoll and D. E. Keyes, J. Comput. Phys. **193**, 357 (2004).