

Local Volume Effects in the Generalized Pseudopotential Theory

Guy C. G. Skinner and Anthony T. Paxton*

Department of Physics, King's College London, Strand, London WC2R 2LS, UK

John A. Moriarty

Lawrence Livermore National Laboratory, Livermore, California 94551-0808

(Dated: March 17, 2022)

The generalized pseudopotential theory (GPT) is a powerful method for deriving real-space transferable interatomic potentials. Using a coarse-grained electronic structure, one can explicitly calculate the pair ion-ion and multi-ion interactions in simple and transition metals. Whilst successful in determining bulk properties, in central force metals the GPT fails to describe crystal defects for which there is a significant local volume change. A previous paper [[PhysRevLett.66.3036 \(1991\)](#)] found that by allowing the GPT total energy to depend upon some spatially-averaged local electron density, the energetics of vacancies and surfaces could be calculated within experimental ranges. In this paper, we develop the formalism further by explicitly calculating the forces and stress tensor associated with this total energy. We call this scheme the adaptive GPT (aGPT) and it is capable of both molecular dynamics and molecular statics. We apply the aGPT to vacancy formation, divacancy binding and stacking faults in hcp Mg. We also calculate the local electron density corrections to the bulk elastic constants and phonon dispersion for which there is refinement over the baseline GPT treatment.

I. INTRODUCTION

Generalized pseudopotential theory (GPT) is a first-principles framework for deriving real-space interatomic potentials in metals and alloys from density-functional quantum mechanics^{1,2}. In a basic plane-wave basis, the GPT provides an updated and refined version of second-order pseudopotential perturbation theory, with linear screening and nonlocal, energy-dependent pseudopotentials, that can be applied to *sp*-valent, nearly-free-electron (NFE) simple metals. More generally, in a mixed basis of plane waves and localized atomic *d* states, the GPT additionally captures both tight-binding (TB) *d*-state interactions and *sp-d* hybridization between the broad NFE *sp*-bands and the narrow TB *d* bands. The practical challenges of the GPT for pure transition metals have also led to the development of a simplified model GPT (MGPT)³ which allows for large-scale atomistic simulations in these materials. The GPT and MGPT have been successfully applied to transition-series metals with empty, filled, and partially filled *d*-bands¹⁻⁴, to transition-metal alloys^{2,5}, and, with localized *f*-states in place of the *d*-states, to actinide metals as well^{2,4}.

For bulk elemental metals, the GPT total energy E_{tot} is developed in a volume-dependent many-body cluster expansion^{1,2}, which in its simplest form is truncated at pairwise interactions:

$$E_{\text{tot}}(\{\mathbf{R}\}, \Omega) = NE_{\text{vol}}(\Omega) + \frac{1}{2} \sum'_{i,j} v_2(R_{ij}, \Omega), \quad (1)$$

where Ω is the atomic volume and the prime on the double summation over ion positions i and j excludes the $i = j$ term. The large volume term E_{vol} is independent of the positions of the ions, and accounts for most of the equilibrium cohesive energy of the metal, as

illustrated in Fig.1 for Mg. The functional form of the smaller pair potential v_2 is also independent of atomic structure, and $v_2(R_{ij}, \Omega)$ accounts for structural energy differences between different configurations of the ions at volume Ω through its explicit dependence on the ion-ion separation distance $R_{ij} = |\mathbf{R}_j - \mathbf{R}_i|$. The GPT total-energy functional given by Eq.1 well describes the bulk properties of simple metals (e.g., Mg, Al), pre-transition metals with nearby empty *d* bands (e.g., Ca), late transition metals with nearly filled *d* bands (e.g., Ni, Cu), and post-transition metals with completely filled *d* bands (e.g., Zn). For the remaining central transition metals, it is necessary to extend the total-energy expansion in Eq.1 to include angular-dependent three- and four-ion potentials, which are established, respectively, by the third- and fourth-order moments of the *d*-band density of electronic states. Computationally, the evaluation of the GPT total energy for all metals scales linearly with the number of atoms and is thus an order- N process. For the non- and late-transition elements covered by Eq.1, however, there is an additional computational overhead relative to short-ranged central-force empirical potentials as a result of the long-ranged screening oscillations in the GPT pair potential v_2 . Even so, this is not a significant barrier in most applications today, and using modern high-performance computers, large-scale GPT atomistic simulations involving millions of atoms can be routinely performed^{2,4}.

The structure-independent nature of the pair and multi-ion potentials in the GPT ensures that these potentials are transferable to all ion configurations of the bulk metal, either ordered or disordered. This includes all structural phases of both the solid and the liquid, as well as the deformed solid and imperfect bulk solid with either point or extended defects present. At the same time, the explicit volume dependence of the volume term

and potentials is *global* and not *local*, so that the creation of a free surface, or even a bulk defect that comes with significant free volume, such as a vacancy, still receives no contribution to its formation energy from E_{vol} in Eq.1. As a result, both surface energies and the vacancy formation energy can be significantly underestimated. In simple metals, the problem with the vacancy formation energy in particular is a well-known shortcoming of conventional second-order pseudopotential perturbation theory⁶, as we further discuss below in Sec. IB in the context of our present Mg prototype.

To address such shortcomings in the GPT, Moriarty and Phillips⁷ transformed the bulk global-volume representation of the total energy to an equivalent local electron-density representation, such that Eq.1 becomes

$$E_{\text{tot}}(\{\mathbf{R}\}, n_{\text{val}}) = \sum_i E_{\text{vol}}(\bar{n}_i) + \frac{1}{2} \sum'_{i,j} v_2(R_{ij}, \bar{n}_{ij}), \quad (2)$$

where \bar{n}_i is a simple functional of the average value of the valence electron density n_{val} on the site i , and \bar{n}_{ij} is the arithmetic average $(\bar{n}_i + \bar{n}_j)/2$. For central transition metals there are corresponding three- and four-ion potential contributions on the right-hand-side of Eq.2. In the perfect crystal with equivalent ion positions, Eq.2 is an exact transformation and only a redefinition of variables, with all quantities still determined from first principles. The step forward comes in then, as an *ansatz*, applying Eq.2 to all ion configurations, including free surfaces and bulk defects. In doing so, one notes from Fig. 1 that qualitatively the missing positive formation energy for surfaces and vacancies is indeed now supplied by the volume term, because \bar{n}_i is lower near a surface or vacancy site than at a bulk ion site. Moriarty and Phillips went on to show that good *unrelaxed* surface energies and vacancy formation energies could thereby be obtained for both the late transition metal Cu and for the central transition metal Mo. In the case of Cu, the local-density corrections were found to be very large, averaging about 70% for both the surface energies and for the vacancy formation energy. In the case of Mo, on the other hand, the corrections were found to be significantly smaller, 30-40% for the surface energies and only 5% for the vacancy formation energy. The physical reason for the latter behavior is that in transition metals the essential local character needed in the total energy is already present to a large degree in the global-volume representation through the d bonding contributions to E_{tot} provided by the localized d -state moments. Thus for central transition metals, one expects that bulk defect energies will be well calculated by either the global-volume or the local-density formulations of the total energy.

In the present paper, we take an additional major step and develop the local-density representation of GPT into a robust general method we now call the *adaptive* GPT or aGPT, which includes not only energies but the forces and stresses needed for atomistic simulation and a much wider treatment of materials properties. The formalism

of the aGPT is elaborated in Sec. II, including the averaging required in Eq.2. For simplicity this discussion is done in the context of a well-studied simple-metal Mg prototype (see Sec. IB), but the results can be immediately applied to the empty, almost filled, and filled d -band metals covered by Eqs.1 and 2. The averaging is not unique, but it can be optimized, and we have developed a good way to do this that makes calculated properties quite insensitive to the parameters defining the averaging, while at the same time allowing the calculation of smooth derivatives of the averaged quantities. In Sec. III we discuss the evaluation of the corresponding aGPT forces and stresses, and test the results with calculations of phonons and elastic constants. In this regard, an earlier, simplified form of Eq.2 was used by Rosenfeld and Stott⁸ to resolve the well-known bulk compressibility problem in pseudopotential perturbation theory, as we further discuss below in Sec. IA, and as we use here as an additional fundamental test for the aGPT elastic moduli. Finally, in Sec. IV we apply the aGPT to the calculation of relaxed single vacancies and divacancies as well as to stacking fault energies in hcp Mg.

A. The Bulk Compressibility Problem

There are two fundamental ways to calculate the bulk modulus of a single crystal using the interatomic pair potentials derived from second-order pseudopotential perturbation theory, or more generally from the GPT. The first method involves taking the explicit second volume derivative of the total energy given by Eq.1. This procedure corresponds to a homogeneous deformation of the primitive cell of the lattice and produces the so-called static bulk modulus B_s . The second method calculates the bulk modulus using the long-wavelength (low- \mathbf{q}) behavior of the dynamical matrix, which determines the elastic constants of the material⁹. This produces the so-called dynamic bulk modulus B_d . These two methods are known to disagree over the value of the bulk modulus produced. This discrepancy can be seen immediately to be the result of the absence of explicit volume derivatives in the dynamical matrix. In conventional pseudopotential perturbation theory, the discrepancy is only resolved at fourth order¹⁰, albeit in a computationally challenging and non-transparent manner. It was later shown⁸, by allowing the total energy to depend on local electron density as in Eq.2, that the requisite volume derivatives arise to correct the bulk modulus calculated from the dynamical matrix. In the present context, one can use the accurate value of B_s calculated from Eq.1 to test the value of B_d calculated with the aGPT from Eq.2.

B. Magnesium Prototype and Baseline Vacancy Formation Energy

Magnesium is an important lightweight metal whose bulk properties are very well described by the GPT via Eq.1, making it an excellent prototype material for developing the aGPT. The first-principles pair potentials v_2 and volume term E_{vol} for this metal have been calculated over a wide volume range in connection with detailed studies of the temperature-pressure phase diagram and thermodynamic properties of Mg in the mid 1990s¹¹, and in subsequent studies of thermoelasticity¹². The volume term is that displayed in Fig.1, and the Mg pair potentials used in this paper are the same as in Refs.¹¹ and¹² except for an improved smooth long-ranged cut-off function discussed in Sec. II. As can be appreciated from Fig.1, good elementary cohesive properties are predicted, including the cohesive energy, hcp lattice constant, and static bulk modulus. The latter has a value $B_s = 35.8$ GPa at the observed equilibrium volume in good agreement with the measured experimental value of 35.2 GPa¹³. The calculated hcp phonon spectrum is in excellent agreement with experiment, as are the high-temperature values of the thermal expansion coefficient, specific heat, and Grüneisen parameter. Structural phase stability is well predicted including the observed ambient pressure hcp structure with a c/a ratio near its observed value of 1.62, as well as the observed hcp \rightarrow bcc phase transition near 50 GPa. Finally, the ambient pressure melting properties are very well described, and the high-pressure melt curve has been calculated to 50 GPa.

Also of interest in developing the aGPT is the baseline value of the unrelaxed vacancy formation energy at constant volume, $\Omega = \Omega_0$, as calculated from Eq.1 in the bulk GPT. This quantity is given by²

$$\begin{aligned} E_{\text{vac}}^u &= -(E_{\text{coh}}^0 - E_{\text{vol}}^0) + \Omega_0 P_{\text{vir}}^0, \\ &= -\frac{1}{2} \sum_{i \neq 0} v_2(R_i^0, \Omega_0) - \frac{1}{6} \sum_{i \neq 0} R_i^0 \frac{\partial v_2(R_i^0, \Omega_0)}{\partial r}, \end{aligned} \quad (3)$$

where $E_{\text{coh}}^0 \equiv E_{\text{tot}}(\{\mathbf{R}^0\}, \Omega_0)/N$ and $E_{\text{vol}}^0 \equiv E_{\text{vol}}(\Omega_0)$. The virial pressure $P_{\text{vir}}^0 \equiv P_{\text{vir}}(\Omega_0)$ arises in connection with the energy needed to compress the lattice uniformly and maintain constant volume $\Omega = \Omega_0$ once the vacancy is created. Of the two terms on the second line of Eq.3, the second virial pressure term is the largest for Mg, but the total is only $E_{\text{vac}}^u = 0.44$ eV, some 45% below the measured vacancy formation energy, as discussed in Sec. IV.

II. FORMALISM OF THE AGPT

A. Treatment of the Electron Density in the GPT

The local volume change associated with a crystal defect gives rise to a local change in the valence electron

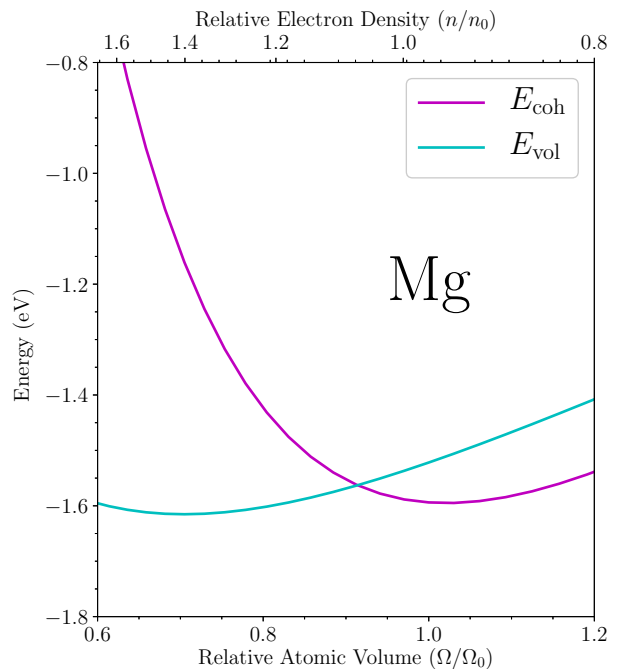


FIG. 1. GPT cohesion curve $E_{\text{coh}} = E_{\text{tot}}/N$ and volume term E_{vol} for Eqs.1 and 2, as calculated from first principles for the simple metal Mg. Here $\Omega_0 = 156.8$ a.u. is the observed equilibrium volume and $n_0 = Z/\Omega_0$ is the corresponding average valence electron density for the bulk, with $Z = 2$.

density. We briefly review the treatment of the electron density in the GPT as applied to sp -valent simple metals. The valence electron density consists of a uniform electron density $n_{\text{unif}} = Z/\Omega$ (where Z is the valence) plus small oscillatory and charge-neutral screening and orthogonalization-hole components^{1,2}

$$n_{\text{val}}(\mathbf{r}) = n_{\text{unif}} + \delta n_{\text{scr}}(\mathbf{r}) + \delta n_{\text{oh}}(\mathbf{r}). \quad (4)$$

The screening electron density δn_{scr} arises from first-order pseudopotential perturbation theory which for a simple metal has the form²

$$\delta n_{\text{scr}}(\mathbf{r}) = \sum_{\mathbf{q}}' S(\mathbf{q}) n_{\text{scr}}(\mathbf{q}) e^{i\mathbf{q} \cdot \mathbf{r}} \quad (5)$$

where $S(\mathbf{q}) = N^{-1} \sum_i \exp(-i\mathbf{q} \cdot \mathbf{R}_i)$ is the structure factor and²

$$n_{\text{scr}}(\mathbf{q}) = - \left(\bar{w}_{\text{ion}}(\mathbf{q}) + \frac{4\pi e^2}{q^2} (1 - G(\mathbf{q})) n_{\text{oh}}(\mathbf{q}) \right) \frac{\Pi_0(\mathbf{q})}{\epsilon(\mathbf{q})} \quad (6)$$

where \bar{w}_{ion} is a well-defined average value of the ionic pseudopotential over the free-electron Fermi sphere, G is the exchange-correlation functional, ϵ is the dielectric function of the interacting electron gas and Π_0 is the electron gas polarizability in the Hartree or random phase

approximation. Each of these quantities can be directly evaluated in terms of input pseudopotential and electron gas quantities.

The orthogonalization-hole component arises from the difference between the valence electron density constructed from the one-particle pseudowavefunctions and the valence electron density constructed from the ‘true’ one-particle wavefunctions. For the non-local, energy-dependent Austin-Heine-Sham (AHS) pseudopotential¹⁴ used in the GPT, there exists an exact transformation between the one-particle pseudo- and ‘true’ wavefunctions which can be exploited to obtain the exact orthogonalization-hole density. The orthogonalization-hole contribution to n_{val} in Eq.4 has the form²

$$\delta n_{\text{oh}}(\mathbf{r}) = \left(\frac{Z^*}{Z} - 1 \right) n_{\text{unif}} + \sum_i n_{\text{oh}}(\mathbf{r} - \mathbf{R}_i) \quad (7)$$

where Z^* is an effective valence occupation ($Z^* \geq Z$) and n_{oh} is a localized hole density. For a simple metal, n_{oh} is confined to the inner-core region of the site i , but both Z^* and n_{oh} depend on the properties of the pseudopotential. For the non-local, energy-dependent AHS pseudopotential used in the GPT, we have²

$$Z^* = Z + \frac{2\Omega}{(2\pi)^3} \int d\mathbf{k} \langle \mathbf{k} | p_c | \mathbf{k} \rangle \Theta^<(k - k_f) \quad (8)$$

and

$$n_{\text{oh}}(\mathbf{r}) = \frac{2\Omega}{(2\pi)^3} \int d\mathbf{k} [\langle \mathbf{r} | p_c | \mathbf{k} \rangle \langle \mathbf{k} | p_c | \mathbf{r} \rangle - \langle \mathbf{r} | p_c | \mathbf{k} \rangle \langle \mathbf{k} | \mathbf{r} \rangle - \text{c.c.}] \Theta^<(k_f - k) \quad (9)$$

where $\Theta^<$ is a Heaviside step function that ensures that the integral is over just the free-electron Fermi sphere and p_c is the inner-core projection operator

$$p_c = \sum_c |\phi_c\rangle \langle \phi_c|. \quad (10)$$

The valence electron density n_{val} can equivalently be written as a superposition of self-consistently screened pseudoatom densities n_{pa}

$$n_{\text{val}}(\mathbf{r}) = \sum_i n_{\text{pa}}(\mathbf{r} - \mathbf{R}_i). \quad (11)$$

The precise form of the pseudoatom density n_{pa} can readily be derived from Eqs.4, 5 and 7. We do this by inserting the full-form of the structure factor $S(\mathbf{q})$ into Eq.5 and then adding the $\mathbf{q} = 0$ term to the summation over \mathbf{q} to account for the net uniform density $Z^* n_{\text{unif}}/Z$. Finally, we convert the summation over \mathbf{q} to an integral and infer that the single-site pseudoatom density is given by

$$n_{\text{pa}}(\mathbf{r}, \Omega) = \frac{\Omega}{(2\pi)^3} \int d\mathbf{q} n_{\text{scr}}(q) e^{i\mathbf{q}\cdot\mathbf{r}} + n_{\text{oh}}(\mathbf{r}). \quad (12)$$

The calculated GPT radial pseudoatom density $u_{\text{pa}}(\mathbf{r}) = 4\pi r^2 n_{\text{pa}}(\mathbf{r})$ for Mg at the experimental room-temperature atomic volume $\Omega = 156.8$ a.u. is shown in Fig.2 and compared with the corresponding free-atom density for the valence $3s$ and $3p$ electrons. In this calculation, and all those subsequent, the exchange-correlation functional $G(q)$ is taken to be the analytic

expression developed by Ichimaru and Utsumi¹⁵ referenced to the exchange-correlation energy of Vosko *et al.*¹⁶ Whilst the discussion in this section has been limited to sp -valent simple metals, the extension to empty, filled and partially-filled d -band metals covered by Eqs. 1 and 2 does not alter the subsequent discussion.

B. Implementing the aGPT

To connect the GPT valence electron density with the aGPT total energy in Eq.2, we spatially average the GPT valence electron density n_{val} about the site i using an arbitrary normalized distribution function f_w . For a bulk crystal with equivalent ion sites, the spatially-averaged electron density \bar{n}_i about a site i is constrained to be the uniform valence electron density n_{unif} . Combining the two equivalent valence electron density formulations in Eqs.4 and 11, yields the *bulk constraining equation*

$$\bar{n}_i \equiv n_{\text{unif}} = \sum_j \bar{n}_{\text{pa}}(R_{ij}, \Omega) - \delta \bar{n}_{\text{oh}}^i - \delta \bar{n}_{\text{scr}}^i. \quad (13)$$

Here the bar over the densities refer to an averaging with respect to some distribution function f_w i.e.

$$\bar{n}_{\text{pa}}(R_{ij}, \Omega) = \int d\mathbf{r} f_w(\mathbf{r} - \mathbf{R}_i) n_{\text{pa}}(\mathbf{r} - \mathbf{R}_j, \Omega) \quad (14)$$

with both $\delta \bar{n}_{\text{scr}}^i$ and $\delta \bar{n}_{\text{oh}}^i$ having similar forms. Typically, this averaging smooths out the long-range screening oscillations. As a result of the bulk constraining equation, the aGPT preserves the bulk total energy for any given crystal structure with equivalent ion sites.

The first step towards developing a practical aGPT scheme for describing defects or surfaces is to make the approximation that

$$\bar{n}_i = \sum_j \bar{n}_{\text{pa}}(R_{ij}, \Omega) - \delta\bar{n}_{\text{oh}}^i - \delta\bar{n}_{\text{scr}}^i \quad (15)$$

can be applied generally. Furthermore, the spatially-averaged local electron density \bar{n}_i can be broken down into an effective on-site contribution $\bar{n}_a^i = \bar{n}_{\text{pa}}(R_{ii}, \Omega) - \delta\bar{n}_{\text{oh}}^i - \delta\bar{n}_{\text{scr}}^i$ and an off-site or background component \bar{n}_b^i where

$$\bar{n}_b^i = \sum_{j \neq i} \bar{n}_{\text{pa}}(R_{ij}, \Omega). \quad (16)$$

We make an additional assumption that the on-site density is constant $\bar{n}_a^i \equiv \bar{n}_a$ and as a result only the background density \bar{n}_b^i is site-dependent. Under these assumptions, we may calculate the on-site density \bar{n}_a using the bulk constraining equation in Eq.13. In practice this amounts to first calculating \bar{n}_a for an ideal bulk crystal prior to calculating the total energy for the surface or defective crystal. For certain d -band metals e.g. Cu, there may be s - d transfer between the surface and the bulk⁷. In which case, all of the densities \bar{n}_i , \bar{n}_a^i and \bar{n}_b^i must be scaled by a factor Z_i/Z to account for this, where Z_i is an effective sp occupation on the site i . This quantity would have to be determined self-consistently.

The next step towards a practical aGPT implementation is to specify the form of the distribution function f_w in Eq.14. We choose f_w to correspond to a sigmoid function

$$f_w(r) = \begin{cases} \mathcal{N}^{-1} & r < R_a \\ \mathcal{N}^{-1} \left(1 + \alpha \left(\frac{r}{R_0} - 1 \right)^2 \right) e^{-\alpha \left(\frac{r}{R_0} - 1 \right)^2} & r \geq R_a \end{cases} \quad (17)$$

which is the sigmoid function that is typically used in the GPT to truncate the pairwise interaction¹⁷ albeit with a different value of the Gaussian width α . For large values of α this corresponds to an average over a sphere of radius R_a . The normalization \mathcal{N} of the distribution function f_w is given by

$$\mathcal{N} = V_w + \frac{8\pi}{\alpha} R_a^3 + \frac{5\pi^{3/2}}{2\alpha^{3/2}} R_a^3 + \frac{3\pi^{3/2}}{\sqrt{\alpha}} R_a^3 \quad (18)$$

which in the limit $\alpha \rightarrow \infty$ is the volume of a sphere of radius R_a . The two parameters α and R_a represent the only parameters in this form of the aGPT. The Gaussian width α is chosen such that the radial derivatives of the spatially averaged pseudoatom density are smooth. If the radial derivatives were not smooth then there would be an unphysically large change in the forces as the interatomic separation changes from less than R_a

to greater than R_a and vice-versa. In the rest of this paper, we choose $\alpha = 25$ which produces a spherically averaged pseudoatom density with smooth derivatives over a wide range of averaging sphere radii. We have a certain amount of freedom in choosing a value for R_a since physical properties of interest do not seem strongly dependent on R_a . We choose the optimum of R_a to be that which reproduces the GPT volume-conserving elastic constants most closely. These issues will be discussed further in Sections III and IV. Whilst other normalized distribution functions have been trialled, none represented an improvement on the sigmoid function.

The resulting spatially-averaged pseudoatom density is shown in Fig.3. For values of R_a in the range $R_a/R_{\text{WS}} \in [1, 2]$, where $R_{\text{WS}} = (3\Omega/4\pi)^{1/3}$ is the Wigner-Seitz radius, the spatially-averaged pseudoatom density looks like a Gaussian. A function of this type was proposed in the empirical approach taken previously^{8,18}. For larger values of R_a in the range $R_a/R_{\text{WS}} \in [3, 4]$, the resulting spatially-averaged pseudoatom density is almost flat over the first two neighbor shells.

The spatially averaged pseudoatom density is smoothly truncated to ensure force continuity during molecular dynamics. If we denote R_0 and R_c as the cut-off onset and final termination respectively, then our approach is to replace \bar{n}_{pa} by a polynomial whose value and derivatives exactly match \bar{n}_{pa} at R_0 and whose derivatives are precisely zero at R_c . This polynomial can be found using Hermite interpolation¹⁹ which finds an $(nm - 1)$ interpolating polynomial given knowledge of the function and $m - 1$ derivatives at n points. For our purposes, we choose $m = 3$, $n = 2$ and $R_c - R_0 = 0.5R_{\text{WS}}$.

III. TOTAL ENERGY DERIVATIVES

A. Forces & Force Constants

The force $F_{i\alpha}$ on the atom i describes how the total energy changes with respect to an infinitesimal shift in its position $R_{i\alpha}$. As the ion-ion potential is self-consistently screened, we can ignore any change in electron screening²⁰

$$F_{i\alpha} = -\frac{\partial E_{\text{tot}}}{\partial R_{i\alpha}}(\{\mathbf{R}\}, \Omega). \quad (19)$$

The force in the GPT involves only radial derivatives of the screened ion-ion interaction whereas the aGPT force will involve contributions from density derivatives of both E_{vol} and v_2 . It is instructive to decompose the force into three parts

$$F_{i\alpha} = F_{i\alpha}^{[\text{I}]} + F_{i\alpha}^{[\text{II}]} + F_{i\alpha}^{[\text{III}]} \quad (20)$$

where the second term is the force due to the radial derivatives of v_2 , the first and third components are the

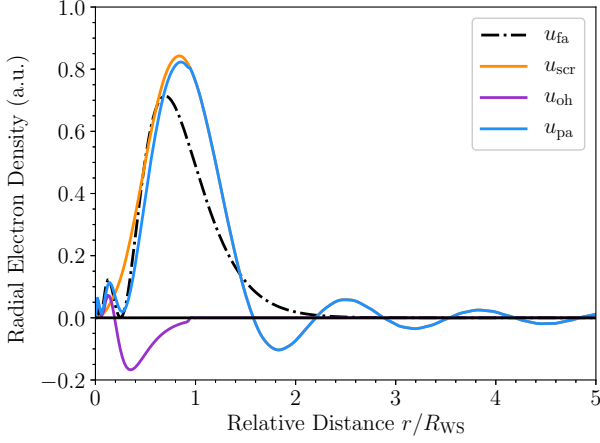


FIG. 2. The radial valence electron density $u(r) = 4\pi r^2 n(r)$ for the $3s$ and $3p$ bands in Mg for the pseudoatom $n = n_{\text{pa}}$ (blue) in the bulk metal at $\Omega = 156.8$ a.u.³ and also for the corresponding free atom $n = n_{\text{fa}}$ (checked). The pseudoatom valence electron density replicates the inner-core density oscillations of the free-atom. At larger distances from the ion, the pseudoatom valence electron density is pushed outward relative to the free-atom, and has the familiar Friedel long-range screening oscillations. Also shown are the real-space screening density n_{scr} (orange) and orthogonalization-hole density (purple).

force due to the density derivatives of E_{vol} and v_2 respectively. The first component can be written

$$F_{i\alpha}^{[\text{I}]} = -\frac{\partial E_{\text{vol}}}{\partial \bar{n}_i} \frac{\partial \bar{n}_i}{\partial R_{i\alpha}} - \sum_{j \neq i} \frac{\partial E_{\text{vol}}}{\partial \bar{n}_j} \frac{\partial \bar{n}_j}{\partial R_{i\alpha}} \quad (21)$$

where $\partial E_{\text{vol}}/\partial \bar{n}_i$ is shorthand for the density derivative evaluated at \bar{n}_i . We can write the derivatives of the spatially-averaged local electron density, noting that the on-site density \bar{n}_a does not contribute, as

$$\frac{\partial \bar{n}_i}{\partial R_{i\alpha}} = \sum_{j \neq i} \frac{\partial \bar{n}_{\text{pa}}}{\partial R_{ij}} \frac{R_{ji\alpha}}{R_{ij}} \quad (22)$$

and

$$\frac{\partial \bar{n}_j}{\partial R_{i\alpha}} = \frac{\partial \bar{n}_{\text{pa}}}{\partial R_{ij}} \frac{R_{ji\alpha}}{R_{ij}} \quad (23)$$

where $R_{ji\alpha}$ is the α component of the difference between position vectors $\mathbf{R}_i - \mathbf{R}_j$ and $R_{ji\alpha}/R_{ij}$ are the direction cosines. Eq.21 can be in more symmetric form

$$F_{i\alpha}^{[\text{I}]} = \sum_{j \neq i} \left(\frac{\partial E_{\text{vol}}}{\partial \bar{n}_i} + \frac{\partial E_{\text{vol}}}{\partial \bar{n}_j} \right) \frac{\partial \bar{n}_{\text{pa}}}{\partial R_{ij}} \frac{R_{ji\alpha}}{R_{ij}}. \quad (24)$$

The second component of the force looks similar to the GPT force. However, it is only equal to the GPT force in the bulk. It is given by

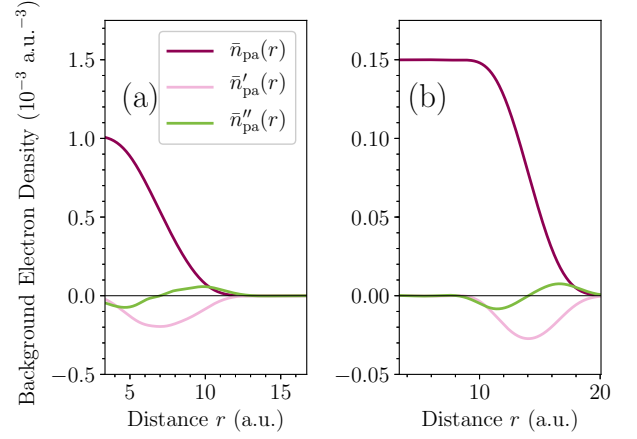


FIG. 3. The spatially-averaged pseudoatom density \bar{n}_{pa} (magenta) is calculated for Mg at the experimental room-temperature atomic volume $\Omega = 156.8$ a.u.. The radial derivatives (green and pink) of the spatially-averaged pseudoatom density were calculated using Lagrange interpolation polynomials. All of these quantities are calculated at $\alpha = 25$ and for two values of the averaging sphere radius $R_a = 1.8R_{\text{ws}}$ in (a) and $R_a = 3.4R_{\text{ws}}$ in (b).

$$F_{i\alpha}^{[\text{II}]} = \sum_{j \neq i} \frac{\partial v_2}{\partial R_{ij}} (R_{ij}, \bar{n}_{ij}) \frac{R_{ij\alpha}}{R_{ij}}. \quad (25)$$

The final component, which contains an additional neighbor sum, is given by

$$F_{i\alpha}^{[\text{III}]} = \frac{1}{2} \sum_{j \neq i} \frac{\partial v_2}{\partial \bar{n}_{ij}} \left(\frac{\partial \bar{n}_i}{\partial R_{i\alpha}} + \frac{\partial \bar{n}_j}{\partial R_{i\alpha}} \right) + \frac{1}{4} \sum_{j \neq i} \sum_{k \neq j \neq i} \frac{\partial v_2}{\partial \bar{n}_{jk}} \left(\frac{\partial \bar{n}_j}{\partial R_{i\alpha}} + \frac{\partial \bar{n}_k}{\partial R_{i\alpha}} \right). \quad (26)$$

The bulk force constant matrix $A_{ij\alpha\beta}$ will largely be the same as for the GPT. However, there will be small contributions from the density derivatives of E_{vol} and v_2 . These additional contributions require further neighbor summations. These third and fourth-order terms can be necessary to capture the phonon dispersion at certain \mathbf{q} -points in the Brillouin zone, in particular for Be²¹. Despite this, the phonon dispersion will be dominated by the bulk GPT force constant matrix. However, deviations in the band structure in the low \mathbf{q} limit are expected and correspond to changes in the elastic constants. The phonon dispersion was calculated for mechanically unstable bcc Mg at the equilibrium atomic volume in Fig.4. This crystal structure was chosen as a representative example due to the presence of the imaginary frequencies along the \mathbf{q} -point path from Γ to N. There is also scientific interest in this particular phase. When Mg is alloyed with Li, the bcc phase is stabilised and the alloy becomes ductile. In addition, the phonon

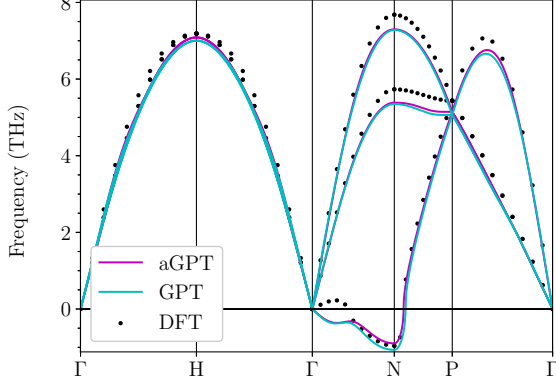


FIG. 4. Phonon dispersion relation for mechanically unstable bcc Mg at the equilibrium volume. The averaging sphere radius was taken to be $R_a = 1.8R_{WS}$. The aGPT phonon band structure (magenta) is quantitatively similar to the GPT (cyan) deviating only in the imaginary sector between high-symmetry points Γ and N . The DFT data (black points) is in good agreement with the aGPT/GPT results. The small qualitative difference in the imaginary sector along Γ - N is associated with subtle differences in pressure.

dispersion relation for thermodynamically stable hcp Mg at the equilibrium atomic volume and c/a ratio is shown in Fig. 5. The dispersion relations were calculated numerically with the code ALAMODE²² using supercells that were extended by $6 \times 6 \times 6$ (for aGPT/GPT) and $3 \times 3 \times 3$ (for DFT). The DFT results were calculating using the FP-LMTO method of van Schilfgaarde and co-workers²³ with the same lattice parameters as the aGPT/GPT. The Brillouin zone integrations were performed with Methfessel-Paxton sampling²⁴ and $30 \times 30 \times 30$ \mathbf{q} -point subdivisions. The exchange-correlation functional was taken in the local-density approximation using the correlation function of Perdew and Wang²⁵. The local density approximation was used since it is closest to the treatment of exchange and correlation within the GPT. There is good agreement with the DFT data and the aGPT/GPT.

B. Stress Tensor

Molecular dynamics simulations that sample an isobaric ensemble require a barostat to match the external pressure to the internal pressure²⁶ $P^{\text{int}} = -\sum_{\alpha} \sigma_{\alpha\alpha}/d$ where σ is the internal stress tensor and d is the dimension of the cell. This matching is effectively the equilibrium condition i.e. the time average of the internal pressure is the external pressure. In such simulations, only the lattice parameter a is dynamic. This constraint is slightly artificial if the crystal has multiple lattice parameters as in the case of hexagonal crystals. Relaxing this constraint requires that we now sample an isostress ensemble²⁷ where the internal stress tensor is matched to

an external stress tensor. The stress tensor is defined as the infinitesimal change in total energy as a result of an infinitesimal strain²⁸

$$\sigma_{\alpha\beta} = \frac{1}{V} \left(\frac{\partial E_{\text{tot}}}{\partial \varepsilon_{\alpha\beta}} \right) \Big|_{\varepsilon_{\alpha\beta}=0} \quad (27)$$

where the prefactor of inverse volume V^{-1} is required by dimensional analysis. The application of a strain changes the lattice vectors h in the following way

$$h_{\alpha\beta} \rightarrow \tilde{h}_{\alpha\beta} = \sum_{\gamma} (\delta_{\alpha\gamma} + \varepsilon_{\alpha\gamma}) h_{\gamma\beta} \quad (28)$$

where δ is the Kronecker delta. Since the lattice vectors act as basis vectors for the position vectors of the atoms, a strain transforms the ion at site i to a new position $\tilde{R}_{i\alpha}$ i.e.

$$R_{i\alpha} \rightarrow \tilde{R}_{i\alpha} = \sum_{\beta} \tilde{h}_{\alpha\beta} S_{i\beta} = R_{i\alpha} + \sum_{\beta\gamma} \varepsilon_{\alpha\beta} h_{\beta\gamma} S_{i\gamma} \quad (29)$$

where $S_{i\alpha}$ is the position of site i in a fractional coordinate system. After application of the strain, the Cartesian distance between sites i and j is given by

$$\tilde{R}_{ij} = \sqrt{\sum_{\alpha\beta} \tilde{G}_{\alpha\beta}(\varepsilon) S_{ij\alpha} S_{ij\beta}} \quad (30)$$

where $\tilde{G}_{\alpha\beta}(\varepsilon) = \sum_{\gamma} \tilde{h}_{\gamma\alpha} \tilde{h}_{\gamma\beta}$ is the strained metric tensor. If the strain is sufficiently small so as to vanish at quadratic order $\varepsilon_{\alpha\beta} = \delta\varepsilon_{\alpha\beta}$, we may write

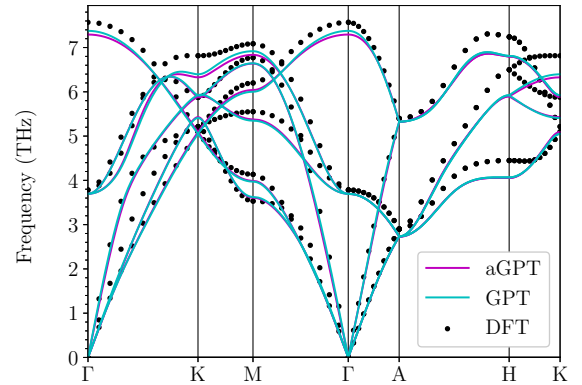


FIG. 5. Phonon dispersion relation for hcp Mg at the equilibrium volume and c/a ratio. The averaging sphere radius was taken to be $R_a = 1.8R_{WS}$. The aGPT phonon band structure (magenta) is quantitatively similar to the GPT (cyan). Both the aGPT and GPT are in good qualitative agreement with the DFT data (black dots).

$$\tilde{G}_{\alpha\beta}(\varepsilon) = G_{\alpha\beta} + 2 \sum_{\mu\nu} \delta\varepsilon_{\mu\nu} h_{\mu\alpha} h_{\nu\beta} \quad (31)$$

where $G_{\alpha\beta}$ is the metric tensor of the unstrained crystal. By denoting the second term as $\delta G_{\alpha\beta}$ and expanding Eq.29 about $\delta G = 0$, we find

$$\tilde{R}_{ij} = R_{ij} + \frac{1}{2R_{ij}} \sum_{\alpha\beta} \delta G_{\alpha\beta} S_{ij\alpha} S_{ij\beta}. \quad (32)$$

This Taylor expansion allows us to explicitly evaluate the derivative of the interatomic separation R_{ij} with respect to strain

$$\frac{\partial R_{ij}}{\partial \varepsilon_{\alpha\beta}} = \lim_{\delta\varepsilon_{\alpha\beta} \rightarrow 0} \left[\frac{\tilde{R}_{ij} - R_{ij}}{\delta\varepsilon_{\alpha\beta}} \right] = \frac{R_{ij\alpha} R_{ij\beta}}{R_{ij}}. \quad (33)$$

Turning to the aGPT stress tensor, we make a decomposition of the stress tensor σ along the same lines as for the force

$$\sigma_{\alpha\beta} = \sigma_{\alpha\beta}^{[I]} + \sigma_{\alpha\beta}^{[II]} + \sigma_{\alpha\beta}^{[III]}. \quad (34)$$

The second term in the decomposition takes the form of a virial stress tensor

$$\sigma_{\alpha\beta}^{[II]} = \frac{1}{2V} \sum'_{ij} \mathcal{F}_{ij\alpha}^{[II]} R_{ij\beta} \quad (35)$$

where $\mathcal{F}_{ij\alpha}^{[II]}$ is defined as the force on ion i due to ion j

$$F_{i\alpha}^{[II]} = \sum_{j \neq i} \mathcal{F}_{ij\alpha}^{[II]}. \quad (36)$$

Including volume dependence of the spatially-averaged pseudoatom density will mean that first contribution to the total stress tensor cannot be written as a virial

$$\sigma_{\alpha\beta}^{[I]} = \frac{1}{V} \sum_i \frac{\partial E_{\text{vol}}}{\partial \bar{n}_i} \frac{\partial \bar{n}_i}{\partial \varepsilon_{\alpha\beta}} \quad (37)$$

where, using the identity $\partial\Omega/\partial\varepsilon_{\alpha\beta} = \Omega\delta_{\alpha\beta}$, we have

$$\begin{aligned} \frac{1}{V} \frac{\partial \bar{n}_i}{\partial \varepsilon_{\alpha\beta}} &= \frac{1}{N} \left(\frac{\partial \bar{n}_a}{\partial \Omega} + \sum_{j \neq i} \frac{\partial \bar{n}_{\text{pa}}}{\partial \Omega} (R_{ij}, \Omega) \right) \delta_{\alpha\beta} \\ &+ \frac{1}{V} \sum_{j \neq i} \frac{\partial \bar{n}_{\text{pa}}}{\partial R_{ij}} \frac{R_{ij\alpha} R_{ij\beta}}{R_{ij}}. \end{aligned} \quad (38)$$

This form can be inserted into Eq.37 and made more explicitly symmetric in i and j

$$\begin{aligned} \sigma_{\alpha\beta}^{[I]} &= \frac{1}{N} \frac{\partial \bar{n}_a}{\partial \Omega} \sum_i \frac{\partial E_{\text{vol}}}{\partial \bar{n}_i} \delta_{\alpha\beta} \\ &+ \frac{1}{2N} \sum'_{ij} \left(\frac{\partial E_{\text{vol}}}{\partial \bar{n}_i} + \frac{\partial E_{\text{vol}}}{\partial \bar{n}_j} \right) \frac{\partial \bar{n}_{\text{pa}}}{\partial \Omega} \delta_{\alpha\beta} \\ &+ \frac{1}{2V} \sum'_{ij} \left(\frac{\partial E_{\text{vol}}}{\partial \bar{n}_i} + \frac{\partial E_{\text{vol}}}{\partial \bar{n}_j} \right) \frac{\partial \bar{n}_{\text{pa}}}{\partial R_{ij}} \frac{R_{ij\alpha} R_{ij\beta}}{R_{ij}}. \end{aligned}$$

The final contribution to the total stress tensor is given by

$$\sigma_{\alpha\beta}^{[III]} = \frac{1}{4V} \sum_i \sum_{j \neq i} \frac{\partial v_2}{\partial \bar{n}_{ij}} \left(\frac{\partial \bar{n}_i}{\partial \varepsilon_{\alpha\beta}} + \frac{\partial \bar{n}_j}{\partial \varepsilon_{\alpha\beta}} \right). \quad (39)$$

We calculate the elastic constants numerically by approximating the derivative

$$C_{\alpha\beta\gamma\delta} = \left(\frac{\partial \sigma_{\alpha\beta}}{\partial \varepsilon_{\gamma\delta}} \right) \Bigg|_{\varepsilon_{\alpha\beta}=0}. \quad (40)$$

Since the elastic constants are extremely sensitive to minor changes in the potential, we choose to approximate the derivative in Eq.40 using a central difference method whose error is of quartic order in the strain parameter. These results are shown alongside GPT and experimental values in Table I. The dynamical bulk modulus B_d is calculated by using combinations of volume-dependent elastic constants. The aGPT values $B_d = 35.9$ GPa in Table I are in excellent agreement with the static bulk modulus $B_s = 35.8$ GPa that was calculated from derivatives of the equation of state.

The elastic constants can be used to find an optimum value of the averaging sphere radius R_a . In particular, the volume-conserving elastic constants should be equivalent in the GPT and aGPT. The difference arises as a result of the approximations and assumptions made in the aGPT formalism. With reference to our calculated aGPT elastic constants in Table I, a smaller cut-off radius $R_a = 1.8R_{\text{WS}}$ better reproduces the volume-conserving GPT elastic constants. Also note from Table I that the compressibility problem is removed, with both the GPT and aGPT values of the dynamic bulk modulus B_d in good agreement with the static value $B_s = 35.8$ GPa.

IV. RESULTS

A. Vacancy Formation Energy

A vacancy is the primary test case for the aGPT, since it is the simplest defect for which there is considerable local volume change. As a consequence, a large amount of the energy required to create a vacancy is not captured by the GPT and other methods based upon second-order

TABLE I. Elastic constants calculated for hcp Mg with the experimentally observed values for $\Omega = 156.8$ a.u. and $c/a = 1.62$. The GPT elastic constants were calculated in two ways, using only the virial stress tensor without basal plane relaxation (labelled ‘Virial’ in the table) and using the virial stress tensor with volume derivatives and basal plane relaxation. The aGPT elastic constants were calculated at two physically reasonable values of the averaging-sphere radius. The experimental values¹³ were measured at 300 K.

[GPa]	C_{11}	C_{12}	C_{13}	C_{33}	C_{44}	C_{66}	B_d
GPT (Virial)	73.2	27.8	24.6	63.6	19.5	22.7	40.5
GPT	63.9	25.2	21.1	62.6	19.5	19.4	36.1
aGPT ($R_a = 1.8$)	63.5	25.5	20.6	62.7	19.5	19.0	35.9
aGPT ($R_a = 3.4$)	63.3	25.3	21.0	61.6	18.9	19.0	35.9
Exp. ¹³	59.4	25.6	21.4	61.6	16.4	16.9	35.2

TABLE II. Vacancy formation energies calculated for hcp Mg. The vacancy formation energy E^{1f} was calculated using both the GPT and the aGPT for two values of the averaging sphere radius at the GPT equilibrium atomic volume $\Omega = 156.8$ a.u. and $c/a = 1.62$. The DFT values²⁹ were calculated at the zero temperature lattice parameters (excluding zero point phonons).

[eV]	v_2^{1f}	E_{vol}^{1f}	Δv_2^{1f}	E_{rix}^{1f}	E^{1f}	Ω^{1f}
GPT	0.44	0.00	-	-0.01	0.43	0.71
aGPT ($R_a = 1.8$)	0.44	0.47	-0.19	-0.01	0.71	0.65
aGPT ($R_a = 3.4$)	0.44	0.50	-0.23	-0.01	0.70	0.59
DFT ²⁹	-	-	-	-0.01	0.74	0.69
Exp.	-	-	-	-	0.79 ± 0.03 ³⁰	-

pseudopotential perturbation theory. The vacancy formation energy is usually defined as the energy required to remove one atom to infinity and replace it at the surface. The vacancy formation energy E^{1f} can be written without approximation⁶ as

$$E^{1f} = \lim_{N_a \rightarrow \infty} \left[E_{\text{tot}}(N_a, 1) - \left(\frac{N_a - 1}{N_a} \right) E_{\text{tot}}(N_a, 0) \right] \quad (41)$$

where N_a is the number of sites and E_{tot} is a function of both the number of atoms and number of vacancies. The term in the brackets can be evaluated at finite N and then extrapolated into the thermodynamic limit $N \rightarrow \infty$. Provided that the atomic positions are relaxed and we are using the bulk equilibrium lattice parameters, it is unnecessary to relax the lattice parameters for the vacancy cell. This is because the largest correction to the vacancy formation energy is $-P\Omega^{1f}$ where Ω^{1f} is the misfit or vacancy formation volume.

We have calculated the relaxed vacancy formation energy in hcp Mg at the experimentally observed atomic volume $\Omega = 156.8$ a.u. and $c/a = 1.62$. In our calculations, the atomic volume is kept constant which means

that the removal of an atom gives rise to a contraction of the lattice. The vacancy formation energy is calculated at multiple values of N and extrapolated to the thermodynamic limit. In addition, we also calculate the misfit volume Ω^{1f} using the following formula⁷

$$\Omega^{1f}/\Omega_0 = -B_d^{-1} \frac{\partial E^{1f}}{\partial \Omega} \quad (42)$$

where B is the bulk modulus as calculated in Section III. These results are given in Table II and compared to GPT and experimental vacancy formation energies. The vacancy formation energy was calculated for $N_a \in \{54, 128, 250, 432\}$ and then extrapolated to infinity. The extrapolated vacancy formation energy is around 1% less than the vacancy formation energy for $N_a = 432$. The divacancy binding energy was also calculated for hcp Mg using the following formula

$$E_{i\text{NN}}^{2b} = 2E^{1f} - E_{i\text{NN}}^{2f} \quad (43)$$

where $E_{i\text{NN}}^{2f}$ is the divacancy formation energy for a vacancy at the origin and a vacancy in the i^{th} neighbor shell. The divacancy formation energy was calculated using an analogous expression to Eq.41. The ordering of the first and second nearest neighbors is dependent on the c/a ratio in hcp crystals. In Mg, the c/a ratio is less than the ideal value which means that the first nearest neighbor lies at a distance less than the lattice parameter a . We make a nearest neighbor definition along the same lines as Uesugi *et al.*²⁹ The divacancy binding energy compiled in Table III, converges more slowly with N_a than the vacancy formation energy. In addition, the divacancy binding energy converges more slowly for the aGPT than it does for the GPT. As such, the divacancy binding energy was calculated for larger values of $N_a \in \{250, 432, 686, 1024\}$. Both the aGPT and the GPT are under bound over the first two neighbor shells relative to DFT. We note however, that the divacancy binding energy is the difference between two quantities with unknown error bars. Therefore, it is unclear whether the underbinding of the aGPT is a deficiency of the method.

TABLE III. Relaxed divacancy binding energies calculated for hcp Mg with the equilibrium GPT values for Ω and c/a . We have calculated $E_{i\text{NN}}^{2b}$ using the GPT and the aGPT for two values of the averaging sphere radius. The DFT values²⁹ were calculated at the zero temperature lattice parameters (excluding zero point phonons).

[eV]	$E_{1\text{NN}}^{2b}$	$E_{2\text{NN}}^{2b}$	$E_{3\text{NN}}^{2b}$	$E_{4\text{NN}}^{2b}$	$E_{5\text{NN}}^{2b}$
GPT	+0.02	+0.02	-0.01	+0.00	+0.00
aGPT ($R_a = 1.8$)	+0.01	+0.01	-0.05	-0.03	-0.02
aGPT ($R_a = 3.4$)	+0.00	+0.01	-0.02	-0.01	-0.01
DFT ²⁹	+0.06	+0.07	-0.01	+0.01	+0.01

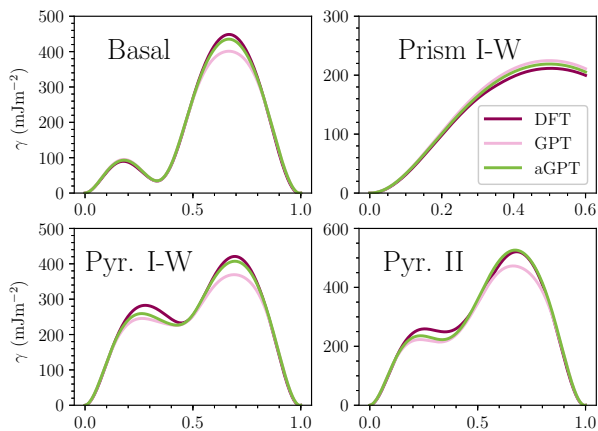


FIG. 6. The γ -line calculated for hcp Mg using the GPT (pink), aGPT (green) and compared to the DFT results (red) of Yin *et al.*³¹. For comparison, the GPT and aGPT was calculated using the DFT zero temperature lattice parameters. The crystal was tilted along the $[1\bar{1}00]$, $1/3[\bar{1}2\bar{1}0]$, $1/2[\bar{1}102]$ and $1/3[\bar{2}113]$ in the Basal, Prism I, Pyramidal I and II crystallographic planes respectively. The aGPT and GPT are in agreement for the stable stacking fault energy. The aGPT increases the value of the unstable stacking fault relative to the GPT.

B. Stacking Fault Energies

Information about the plastic behavior of a metal can be inferred from a calculation of the stacking fault energies and the profile of the γ -line. In particular, the stacking fault energy controls the dissociation width of dislocations into partial dislocations. This in turn controls the ability of a dislocation to cross-slip and limits easy-glide. The γ -line is defined in the following manner. An infinite crystal is partitioned into two subcrystals with their interface being some crystallographic plane. One half of the crystal is moved relative to the other along some crystallographic direction until the crystal has been translated by an integer multiple of the lattice vectors. The γ -line is the relative energy change during this process, normalized by the area of the crystallographic plane.

Practical computations pose several challenges for this procedure. All of the approaches begin by choosing a supercell whose lattice vectors $\{\mathbf{a}_1, \mathbf{a}_2\}$ define the crystallographic plane over which the slip occurs. For instance, in the basal plane of the hcp structure these can be represented as the Cartesian vectors $\mathbf{a}_1 = [1, 0, 0]$ and $\mathbf{a}_2 = [-1/2, \sqrt{3}, 0]$. The supercell is extended n times in the \mathbf{a}_3 direction such that there are n unit cells. The definition of \mathbf{a}_3 is not unique and it need not be perpendicular to the crystallographic plane. In fact, the only requirement on \mathbf{a}_3 is that it connects to an atom which is out of the crystallographic plane. There are a number of ways to create the stacking fault. One such method is the so-called ‘slab’ method³² whereby the stacking fault is created by moving atoms relative to each other at the ap-

proximate center of the supercell. With periodic boundary conditions, the ‘slab’ method creates an additional stacking fault at the boundary of the supercell with the periodic image. Another method, which we employ, creates the fault by tilting the out-of-plane lattice vector $\mathbf{a}_3 \rightarrow \mathbf{a}_3 + \alpha \mathbf{t}$ where \mathbf{t} is some integer combination of the in-plane lattice vectors and α is a real number in the interval $[0, 1]$. The ‘tilt’ method creates only one stacking fault per supercell whereas the ‘slab’ method creates two. Thus, with the tilt method there is faster convergence with the number of unit cells n .

If a crystal has a stacking fault, the atoms will relax in order to minimize the interatomic forces that were created by the fault. Using the original Vitek description³² of the γ -line, only out-of-plane relaxations are allowed. If such restrictions were not in place then the atoms would relax to either the equilibrium positions or the stable stacking fault up to some strain due to the finite supercell. In certain crystallographic planes and for certain elements, notably the Pyramidal II plane for Mg³¹, both the stable stacking fault energy and stacking fault vector calculated using the Vitek method are not very close to the fully relaxed values. Along these planes if the entire γ -line is desired then it is necessary to remove the restrictions on in-plane relaxations away from the fault itself³³ or using a nudged elastic band method. The aGPT γ -line was calculated using the Vitek method for hcp Mg along 4 directions in 4 crystallographic planes in Fig. 6 for both the GPT and aGPT. In general, we find that there is agreement between the GPT and aGPT at the stable stacking fault. However, for the unstable stacking fault the aGPT improves upon the GPT relative to the DFT results of Yin *et al.*³¹

C. Finite Temperature Lattice Parameters

Whilst we expect the aGPT to apply well to finite temperature, thanks to good agreement with the GPT and DFT harmonic phonon band structure in Figs. 4 and 5, it is important to assess its ability to describe anharmonic effects too. We have looked at thermal expansion, since it is not well captured by quasiharmonic lattice dynamics. For instance, Althoff *et al.*¹¹ calculated the thermal expansion coefficient β in the quasiharmonic approximation with the GPT and found that there was a discrepancy of roughly 33% between the quasiharmonic values and experimental values. However, close agreement to experiment was found when anharmonic corrections were added in. In this work, we have calculated the volume in hcp Magnesium at finite temperature with fixed c/a ratio using molecular dynamics and the stochastic thermostat and barostat of Bussi, Zykova-Timan and Parrinello³⁴. For both the GPT and aGPT, we ran 8 simulations with different initial velocities corresponding to separate draws from the Maxwell-Boltzmann distribution at 3 temperatures and zero pressure. These simulations ran for 40000 time steps, with a further 40000 time steps

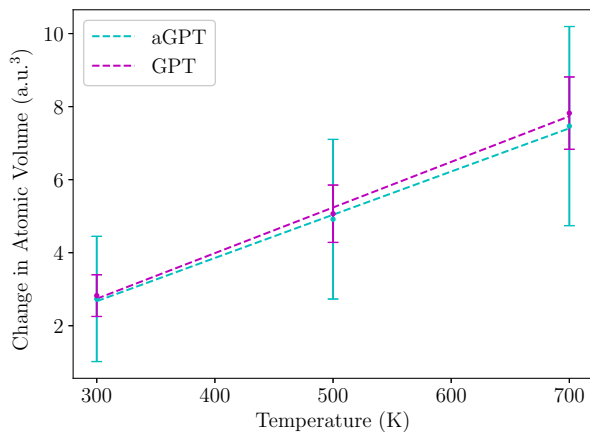


FIG. 7. The volume for hcp Mg was averaged over an NPT ensemble was calculated using molecular dynamics for the GPT and aGPT at three temperatures. We have plotted the change in atomic volume relative to the zero temperature value. The error bars for the 95% confidence interval were found using a bias-free estimator of the variance. We have plotted the change in atomic volume relative to the zero temperature value.

for equilibration, and a time step of 0.1 fs. The aGPT calculation was performed with 512 atoms whilst the GPT calculation was performed with 2000 atoms. The results of this calculation are plotted in Fig. 7. In addition, we estimate the thermal expansion coefficient by regressing the volume on the temperature. For the GPT at 500 K, we calculate $\beta = 7.56 \times 10^{-5} \text{ K}^{-1}$ and for the aGPT, we calculate $\beta = 7.17 \times 10^{-5} \text{ K}^{-1}$. These results are in excellent agreement with the previous results of Althoff *et al.*¹¹ and experimental values³⁵.

V. CONCLUSIONS

We have demonstrated that it is possible to include local volume effects by modifying the GPT so that it now depends on a spatially-averaged local electron density. In particular, we have developed the aGPT formalism to the extent that it is now possible to do molecular statics and dynamics. To this end, we calculated the vacancy formation energy in hcp Mg at the equilibrium lattice parameters. The aGPT relaxed vacancy formation energy significantly improves upon the relaxed GPT vacancy formation energy relative to the experimentally observed value. In addition, the aGPT provides improved stacking fault energies for hcp Mg.

The computational cost in time of the aGPT is greater than that of the GPT. This is a result of the additional

neighbor loop in the calculation of the forces. Provided that the neighbor table maker is linear scaling $\mathcal{O}(N)$, for instance using a linked list, both the GPT and aGPT are $\mathcal{O}(N)$. Relative to empirical potentials, the major computational cost is due the long range cut-off in both the GPT and aGPT. This can be demonstrated by considering a short ranged empirical pair potential whose neighbor cut-off is roughly 1/3 that of the GPT (i.e. it runs over the first handful of neighbor shells), we would expect the GPT to be approximately $3^3 = 27$ times slower. Furthermore, we expect the aGPT to be $27N_c$ slower than the GPT where N_c is the number of atoms in a linked-list block.

Bulk properties such as phonon dispersion and elastic constants were also calculated as fundamental tests of the aGPT. The inclusion of the spatially-averaged local electron density modifies the bulk phonon dispersion. This is a result of the additional derivatives of the electron density that appear in the expression for the force constant matrix. The elastic constants are also modified although the volume-conserving elastic constants should be the same as for the GPT. It is only the assumptions and approximations in the aGPT that make them differ. Thus, we can use the volume conserving elastic constants to find an optimum value for the averaging sphere radius R_a which is the lone free parameter in the aGPT. This constraint would appear to favor near-neighbor values of R_a , for instance $R_a = 1.8R_{WS}$.

The aGPT can be used to accurately calculate self-diffusion and defect-defect interactions in elemental metals. However, further work needs to be done on extending the aGPT to alloys in order to study solute diffusion or solute-defect interactions. We plan to use the aGPT to further study vacancies and, in particular, the high-temperature deviation from Arrhenius behavior³⁶. All of the results presented in this paper were calculated using our in-house Fortran codes. There is a planned future project to incorporate the aGPT into LAMMPS³⁷.

ACKNOWLEDGMENTS

The authors would like to thank Prof. Mike Finnis for thought provoking discussions, Prof. Bill Curtin for providing comments on an early version of the manuscript and Dr Zhaoxuan Wu for providing the DFT stacking fault data. G.C.G.S. acknowledges support from the UK EPSRC under the Doctoral Training Partnership (DTP). A.T.P. acknowledges the support of the UK EPSRC under the grant Designing Alloys for Resource Efficiency (DARE), EP/L025213/1. The work of J.A.M. was performed under the auspices of the U.S. Department of Energy by Lawrence Livermore National Laboratory under Contract No. DE-AC52-07NA27344.

* Electronic Address: tony.paxton@kcl.ac.uk

¹ J. A. Moriarty, *Physical Review B* **16**, 2537 (1977);

- Physical Review B **26**, 1754 (1982);
Physical Review B **38**, 3199 (1988).
- ² J. A. Moriarty, *Theory and Application of Quantum-Based Interatomic Potentials in Metals and Alloys* (OUP Oxford, To be published).
 - ³ J. A. Moriarty, Physical Review B **42**, 1609 (1990).
 - ⁴ J. A. Moriarty, L. X. Benedict, J. N. Glosli, R. Q. Hood, D. A. Orlikowski, M. V. Patel, P. Söderlind, F. H. Streitz, M. Tang, and L. H. Yang, Journal of Materials Research **21**, 563 (2006).
 - ⁵ J. A. Moriarty and M. Widom, Physical Review B **56**, 7905 (1997).
 - ⁶ M. W. Finnis, *Interatomic Forces in Condensed Matter*, Vol. 1 (OUP Oxford, 2003).
 - ⁷ J. A. Moriarty and R. Phillips, Physical Review Letters **66**, 3036 (1991).
 - ⁸ A. M. Rosenfeld and M. J. Stott, Journal of Phys F: Metal Physics **17**, 605 (1987).
 - ⁹ M. Born and K. Huang, *Dynamical Theory of Crystal Lattices* (Clarendon press, 1954).
 - ¹⁰ E. Brovman and Y. Kagan, Soviet Physics JETP **30**, 721 (1970); E. G. Brovman and Y. M. Kagan, Soviet Physics Uspekhi **17**, 125 (1974).
 - ¹¹ J. D. Althoff, P. B. Allen, R. M. Wentzcovitch, and J. A. Moriarty, Physical Review B **48**, 13253 (1993); J. A. Moriarty and J. D. Althoff, Physical Review B **51**, 5609 (1995).
 - ¹² C. W. Greeff and J. A. Moriarty, Physical Review B **59**, 3427 (1999).
 - ¹³ L. J. Slutsky and C. W. Garland, Physical Review **107**, 972 (1957).
 - ¹⁴ B. J. Austin, V. Heine, and L. J. Sham, Physical Review **127**, 276 (1962).
 - ¹⁵ S. Ichimaru and K. Utsumi, Physical Review B **24**, 7385 (1981).
 - ¹⁶ S. H. Vosko, L. Wilk, and M. Nusair, Canadian Journal of Physics **58**, 1200 (1980).
 - ¹⁷ L. H. Yang, P. Söderlind, and J. A. Moriarty, Philosophical Magazine A **81**, 1355 (2001).
 - ¹⁸ M. W. Finnis, A. B. Walker, and P. Gumbsch, Journal of Physics: Condensed Matter **10**, 7983 (1998).
 - ¹⁹ R. L. Burden and J. D. Faires, *Numerical Analysis*, 9th ed. (Brooks/Cole, 2010).
 - ²⁰ R. P. Feynman, Physical Review **56**, 340 (1939).
 - ²¹ C. M. Bertoni, V. Bortolani, C. Calandra, and F. Nizzoli, Physical Review Letters **31**, 1466 (1973).
 - ²² T. Tadano, Y. Gohda, and S. Tsuneyuki, Journal of Physics: Condensed Matter **26**, 225402 (2014).
 - ²³ M. Methfessel, M. van Schilfhaarde, and R. A. Casali, in *Electronic Structure and Physical Properties of Solids* (Springer Berlin Heidelberg, 1999) pp. 114–147.
 - ²⁴ M. Methfessel and A. T. Paxton, Physical Review B **40**, 3616 (1989).
 - ²⁵ J. P. Perdew and Y. Wang, Physical Review B **45**, 13244 (1992).
 - ²⁶ H. C. Andersen, Journal of Chemical Physics **72**, 2384 (1980); W. G. Hoover, Physical Review A **31**, 1695 (1985).
 - ²⁷ M. Parrinello and A. Rahman, Journal of Applied Physics **52**, 7182 (1981).
 - ²⁸ D. C. Wallace, *Thermodynamics of Crystals* (Courier Corporation, 1998).
 - ²⁹ T. Uesugi, M. Kohyama, and K. Higashi, Physical Review B **68** (2003).
 - ³⁰ P. Tzanetakis, J. Hillairet, and G. Revel, Physica Status Solidi B **75**, 433 (1976).
 - ³¹ B. Yin, Z. Wu, and W. Curtin, Acta Materialia **123**, 223 (2017).
 - ³² V. Vitek, Philosophical Magazine **18**, 773 (1968).
 - ³³ J. R. Morris, J. Scharff, K. M. Ho, D. E. Turner, Y. Y. Ye, and M. H. Yoo, Philosophical Magazine A **76**, 1065 (1997).
 - ³⁴ G. Bussi, T. Zykova-Timan, and M. Parrinello, Journal of Chemical Physics **130**, 074101 (2009).
 - ³⁵ R. R. Rao, Physical Review B **10**, 4173 (1974).
 - ³⁶ A. Glensk, B. Grabowski, T. Hickel, and J. Neugebauer, Physical Review X **4** (2014), 10.1103/physrevx.4.011018.
 - ³⁷ S. Plimpton, Journal of Computational Physics **117**, 1 (1995).