

Vertex corrections to the polarizability do not improve the GW approximation for the ionization potential of molecules

Alan M. Lewis

Department of Chemistry and James Franck Institute, University of Chicago, Chicago, Illinois 60637, USA

Timothy C. Berkelbach

*Department of Chemistry, Columbia University, New York, New York 10027 USA and
Center for Computational Quantum Physics, Flatiron Institute, New York, New York 10010 USA**

The GW approximation is based on the neglect of vertex corrections, which appear in the exact self-energy and the exact polarizability. Here, we investigate the importance of vertex corrections in the polarizability only. We calculate the polarizability with equation-of-motion coupled-cluster theory with single and double excitations (EOM-CCSD), which rigorously includes a large class of diagrammatically-defined vertex corrections beyond the random phase approximation (RPA). As is well-known, the frequency-dependent polarizability predicted by EOM-CCSD is quite different and generally more accurate than that predicted by the RPA. We evaluate the effect of these vertex corrections on a test set of 20 atoms and molecules. When using a Hartree-Fock reference, ionization potentials predicted by the GW approximation with the RPA polarizability are typically overestimated with a mean absolute error of 0.3 eV. However, those predicted with a vertex-corrected polarizability are typically underestimated with an increased mean absolute error of 0.5 eV. This result suggests that vertex corrections in the self-energy cannot be neglected, at least for molecules. We also assess the behavior of eigenvalue self-consistency in vertex-corrected GW calculations, finding a further worsening of the predicted ionization potentials.

I. INTRODUCTION

The GW approximation¹ has been widely and successfully used to calculate the charged excitation energies associated with electron addition and removal. It has been applied to a variety of solids, including simple metals, semiconductors, and transition metal oxides,^{1–10} and more recently to atoms and molecules.^{9,11–19} Since its introduction, a number of attempts have been made to improve upon the GW approximation through the inclusion of diagrammatically-defined vertex corrections beyond the random phase approximation (RPA). In some cases, vertex corrections are found to improve the accuracy of predicted excitation energies.^{20–23} However, in other cases, the lowest-order vertex corrections produce results that are only marginally different, in both the condensed phase^{24–29} and in isolated molecules.^{17,18,30}

Here, we implement a large class of infinite-order vertex corrections to the polarizability using equation-of-motion coupled-cluster theory with single and double excitations (EOM-CCSD). In addition to the particle-hole ring diagrams resummed by the RPA, EOM-CCSD includes particle-hole ladder diagrams, particle-particle ladder diagrams, exchange diagrams, and mixtures of all of the above. Furthermore, similar to the conventional GW -based implementation of the Bethe-Salpeter equation,^{31,32} the propagator lines are dressed and particle-hole interactions are screened. We use this improved polarizability to construct a more accurate screened Coulomb interaction W , for use in the GW approximation; because this style of vertex corrections aims to calculate W in terms of the response of a test charge due to a test charge, it is sometimes referred to as G_0W^{tc} . We assess this vertex-corrected GW approximation by calculating the ionization potentials of the twenty smallest atoms and molecules of the $GW100$ test set, which has recently been introduced for

the purpose of benchmarking different implementations of the GW approximation.^{15,16,18,19} By comparing our results to those obtained using conventional RPA screening, we conclude that vertex corrections to the polarizability worsen the accuracy of the GW approximation for ionization potentials of molecules. We also implement eigenvalue self-consistency in our vertex-corrected GW calculations, and again find no improvement. We conclude that high-order vertex corrections to the structure of the self-energy are required to improve on existing methods.

II. THEORY

Charged excitation energies, associated with electron addition and removal, can be calculated by finding the poles of the one-particle Green's function,

$$G(1, 2) = -i \langle \Psi_0 | T[\psi^\dagger(1)\psi(2)] | \Psi_0 \rangle. \quad (1)$$

Here ψ^\dagger and ψ are field operators, the labels 1 and 2 indicate a set of position and time variables, i.e. $1 = (\mathbf{r}_1, t_1)$, T is the time-ordering operator, and $|\Psi_0\rangle$ is the ground state of the many-electron system. In practice, G is usually calculated via the self energy Σ , defined by the Dyson equation,

$$G(1, 2) = G_0(1, 2) + \int G_0(4, 2)\Sigma(3, 4)G(1, 3)d(3)d(4), \quad (2)$$

where G_0 is a noninteracting or mean-field Green's function. If G_0 is chosen to be the Hartree Green's function, then the exact self-energy may be written as¹

$$\Sigma(1, 2) = i \int G(1, 4)W(1, 3)\Gamma(4, 2, 3)d(3)d(4), \quad (3)$$

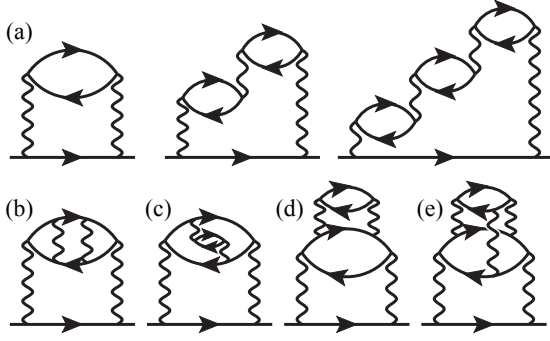


FIG. 1. Example self-energy diagrams included when the polarizability is calculated with EOM-CCSD. The diagrams in (a) are those included in the usual GW approximation with RPA screening. Diagram (b) is included with a TDHF polarizability, diagrams (c) and (d) would be included with a GW-based BSE polarizability, and diagram (e) – showing an example hole-hole ladder interaction – is only included with the EOM-CCSD polarizability.

where W is the screened Coulomb interaction and Γ is a three-point vertex function. The screened Coulomb interaction is given by

$$\begin{aligned} W(1, 2) &= v(1, 2) + \int v(4, 2) \Pi^*(3, 4) W(1, 3) d(3) d(4) \\ &= v(1, 2) + \int v(4, 2) \Pi(3, 4) v(1, 3) d(3) d(4), \end{aligned} \quad (4)$$

where $v(1, 2) = |\mathbf{r}_1 - \mathbf{r}_2|^{-1} \delta(t_1 - t_2)$ is the usual Coulomb interaction. In the screened Coulomb interaction, Π^* and Π are the irreducible and reducible polarizabilities,

$$\Pi^*(1, 2) = -i \int G(2, 3) G(4, 2) \Gamma(3, 4, 1) d(3) d(4), \quad (5)$$

$$\Pi(1, 2) = -i \langle \Psi_0 | T[\tilde{\rho}(1) \tilde{\rho}(2)] | \Psi_0 \rangle, \quad (6)$$

where $\tilde{\rho} = \rho - \langle \Psi_0 | \rho | \Psi_0 \rangle$ and $\rho = \psi^\dagger \psi$. The three-point vertex function Γ appearing in Eqs. (3) and (5) is defined by

$$\begin{aligned} \Gamma(1, 2, 3) &= \delta(1, 2) \delta(1, 3) \\ &+ \int \frac{\delta \Sigma(1, 2)}{\delta G(4, 5)} G(4, 6) G(7, 5) \\ &\times \Gamma(6, 7, 3) d(4) d(5) d(6) d(7). \end{aligned} \quad (7)$$

The conventional GW approximation follows by setting $\Gamma(1, 2, 3) = \delta(1, 2) \delta(1, 3)$, i.e. neglecting vertex corrections, leading to

$$\Sigma(1, 2) \approx iG(1, 2)W(1, 2), \quad (8)$$

$$\Pi^*(1, 2) \approx -iG(2, 1)G(1, 2). \quad (9)$$

In practice, the GW approximation is commonly implemented without self-consistency, where G and W are evaluated in a one-shot manner based on the mean-field starting point, leading to the so-called G_0W_0 approximation.

The exact *reducible* polarizability given in Eq. (6) has a Lehmann representation

$$\begin{aligned} \Pi(1, 2) &= -i\theta(t_1 - t_2) \sum_{n>0} e^{-i\Omega_n(t_1 - t_2)} \rho_n(\mathbf{r}_1) \rho_n^*(\mathbf{r}_2) \\ &+ (1 \leftrightarrow 2) \end{aligned} \quad (10)$$

where $\rho_n(\mathbf{r}) = \langle \Psi_0 | \rho(\mathbf{r}) | \Psi_n \rangle$ and $\Omega_n = E_n - E_0$. We note that the reducible polarizability is closely related to a certain time-ordering of the two-particle Green's function.³³ Separating the GW self-energy into its exchange and correlation components gives

$$\Sigma^x(1, 2) = iG(1, 2)v(1, 2) \quad (11a)$$

$$\Sigma^c(1, 2) = iG(1, 2) \int v(4, 2) \Pi(3, 4) v(1, 3) d(3) d(4). \quad (11b)$$

In a finite single-particle basis, the frequency dependence can be treated analytically such that the correlation component of the self-energy is given by

$$\begin{aligned} \Sigma_{pq}^c(\omega) &= \sum_{n>0} \left[\sum_i \frac{(pi|\rho_n^*)(\rho_n|i q)}{\omega - (\varepsilon_i - \Omega_n) - i\eta} \right. \\ &\quad \left. + \sum_a \frac{(pa|\rho_n)(\rho_n^*|aq)}{\omega - (\varepsilon_a + \Omega_n) + i\eta} \right] \end{aligned} \quad (12)$$

where

$$(pq|\rho_n) = \int d\mathbf{r}_1 \int d\mathbf{r}_2 \phi_p^*(\mathbf{r}_1) \phi_q(\mathbf{r}_1) |\mathbf{r}_1 - \mathbf{r}_2|^{-1} \rho_n(\mathbf{r}_2). \quad (13)$$

Here and throughout we use indices i, j to denote orbitals that are occupied and a, b to denote orbitals that are unoccupied in the mean-field reference determinant. Equation (12) provides the formalism by which any theory of the polarizability can be employed in the GW approximation. For example, conventional RPA screening (no vertex corrections), as defined by Eq. (9), is recovered if the excitation energies Ω_n are obtained from the familiar eigenvalue problem³⁴

$$\begin{pmatrix} \mathbf{A} & \mathbf{B} \\ -\mathbf{B}^* & -\mathbf{A}^* \end{pmatrix} \begin{pmatrix} \mathbf{X} \\ \mathbf{Y} \end{pmatrix} = \begin{pmatrix} \mathbf{X} \\ \mathbf{Y} \end{pmatrix} \Omega, \quad (14)$$

where

$$A_{ia,jb} = (\varepsilon_a - \varepsilon_i) \delta_{ab} \delta_{ij} + \langle ib|aj \rangle, \quad (15a)$$

$$B_{ia,jb} = \langle ij|ab \rangle, \quad (15b)$$

two-electron integrals are defined by

$$\langle pq|rs \rangle = \int d\mathbf{r}_1 \int d\mathbf{r}_2 \phi_p^*(\mathbf{r}_1) \phi_q^*(\mathbf{r}_2) |\mathbf{r}_1 - \mathbf{r}_2|^{-1} \phi_r(\mathbf{r}_1) \phi_s(\mathbf{r}_2), \quad (16)$$

and the transition moments $\rho_n(\mathbf{r})$ are given by

$$\rho_n(\mathbf{r}) = \sum_{ai} \left[X_{ia}^{(n)} \phi_a(\mathbf{r}) \phi_i^*(\mathbf{r}) + Y_{ia}^{(n)} \phi_i(\mathbf{r}) \phi_a^*(\mathbf{r}) \right] \quad (17)$$

with the orthonormalization condition

$$\sum_{ai} \left\{ [X_{ai}^{(m)}]^* X_{ai}^{(n)} - [Y_{ai}^{(m)}]^* Y_{ai}^{(n)} \right\} = \delta_{nm}. \quad (18)$$

This flavor of RPA is sometimes referred to as “direct RPA” because it neglects the exchange integrals that would arise from antisymmetrization in Eqs. (15). If the antisymmetrized integrals $\langle pq||rs \rangle \equiv \langle pq|rs \rangle - \langle pq|sr \rangle$ are maintained, then the screening is equivalent to time-dependent Hartree-Fock (TDHF). This level of theory was used to implement vertex corrections in the recent work of Maggio and Kresse,¹⁸ which will also be tested here.

Here, we implement vertex corrections in the polarizability by using EOM-CCSD transition densities and excitation energies in Eq. (12). The formalism rigorously subsumes RPA screening (no vertex corrections) and TDHF screening. Briefly, EOM-CCSD excitation energies are defined as eigenvalues of the similarity-transformed $\bar{H} = e^{-T} H e^T - E_{\text{CCSD}}$ in the subspace of determinants that are singly and doubly excited with respect to a reference determinant $|\Phi\rangle$. The operator T creates single and double excitations, $T = \sum_{ai} t_i^a a_a^\dagger a_i + \frac{1}{4} \sum_{abij} t_{ij}^{ab} a_a^\dagger a_b^\dagger a_j a_i$, and the amplitudes are determined by the nonlinear system of equations $\langle \Phi_i^a | e^{-T} H e^T | \Phi \rangle = 0$ and $\langle \Phi_{ij}^{ab} | e^{-T} H e^T | \Phi \rangle = 0$. The right-hand eigenstates of H are then given by

$$|\Psi_0\rangle = e^T |\Phi\rangle \quad (19a)$$

$$|\Psi_n\rangle = \left[r_0 + \sum_{ai} r_i^a a_a^\dagger a_i + \frac{1}{4} \sum_{abij} r_{ij}^{ab} a_a^\dagger a_b^\dagger a_j a_i \right] e^T |\Phi\rangle \quad (19b)$$

and the left-hand eigenstates ($n \geq 0$) by

$$\langle \tilde{\Psi}_n | = \langle \Phi | \left[l_0 + \sum_{ai} l_i^a a_i^\dagger a_a + \frac{1}{4} \sum_{abij} l_{ij}^{ab} a_i^\dagger a_j^\dagger a_b a_a \right] e^{-T}. \quad (20)$$

The transition densities follow naturally

$$\rho_n(\mathbf{r}) = \sum_{pq} \phi_p^*(\mathbf{r}) \phi_q(\mathbf{r}) \langle \tilde{\Psi}_0 | a_p^\dagger a_q | \Psi_n \rangle \quad (21a)$$

$$\rho_n^*(\mathbf{r}) = \sum_{pq} \phi_p^*(\mathbf{r}) \phi_q(\mathbf{r}) \langle \tilde{\Psi}_n | a_p^\dagger a_q | \Psi_0 \rangle, \quad (21b)$$

for which analytic expressions can be simply obtained.³⁵

EOM-CCSD is universally viewed as superior to the HF-based RPA for electronic excitation energies of molecules. For excited states that are well-described as single excitations, EOM-CCSD is accurate to about 0.1–0.3 eV,³⁶ whereas the HF-based RPA displays errors of 1 eV or more.³⁷ Improved results can be obtained with alternative choices of the mean-field reference, inclusion or exclusion of exchange, or in combination with time-dependent density functional theory.^{30,37–39} In a more rigorous sense, the RPA can be derived as an approximation to EOM-CCSD, as recently discussed by one of us.⁴⁰ Diagrammatically, the EOM-CCSD polarizability resums all particle-hole ring diagrams (as in the RPA), as well as particle-particle, hole-hole, and particle-hole ladder diagrams, exchange diagrams, and mixtures of all of the above. These extra diagrams define the class of vertex corrections included in the polarizability beyond the RPA. When the RPA or EOM-CCSD polarizability is used in the non-self-consistent $G_0 W_0$ approximation, we will term the method the $G_0 W_0$ or

$G_0 W_{\text{CC}}$ approximation, respectively. In Fig. 1, we show some example self-energy diagrams included with an EOM-CCSD polarizability, and identify some that are included in various lower levels of theory.

III. RESULTS

In the results to follow, we study atoms and molecules from the $GW100$ test set.¹⁵ Due to the relatively high computational cost of obtaining many highly-excited states via EOM-CCSD, we only consider the smallest twenty atoms and molecules, using the polarized double-zeta def2SVP basis set.^{41,42} Although we have not optimized the performance, the calculation of ionization potentials with EOM-CCSD vertex corrections in the polarizability can be performed in a manner that scales as N^7 . By comparing results within a given basis set, our conclusions are largely free of basis set incompleteness error but numerical values should not be compared to experiment or to predictions in other basis sets. To give a rough sense of basis set completeness, previous $G_0 W_0$ calculations have shown that IPs calculated in this basis set underestimate the complete basis set limit by about 0.3–0.5 eV.¹³ We have performed the following calculations for the five smallest atoms and molecules in the larger def2-TZVPP basis set, and find that our results and conclusions are unchanged. Where appropriate, we will also compare to previously published results in larger basis sets, which demonstrate that our general conclusions are robust. All calculations were performed with the PySCF software package.⁴³

First, to illustrate the differences between the RPA and EOM-CCSD polarizabilities, we consider the two-particle spectral function

$$C(\omega) = \sum_{n>0} \sum_{pq} |\langle \Psi_n | a_p^\dagger a_q | \Psi_0 \rangle|^2 \delta(\omega - \Omega_n), \quad (22)$$

which is closely related to the imaginary part of the polarizability. This two-particle spectral function contains the same neutral-excitation quantities that enter into the GW self-energy, i.e. the transition density matrix elements and the excitation energies. In Fig. 2, we show $C(\omega)$ for three example molecules, H_2 (for which EOM-CCSD is exact), H_2O and HCl , over a very wide spectral range. RPA and EOM-CCSD calculations are done with a Hartree-Fock (HF) reference; see below for further discussion of this choice. Due to the very slow decay of $(\omega - E)^{-1}$, the self-energy at a given frequency is affected by a very large number of neutral excitation energies, as can be inferred from Eq. (12). Indeed, truncating the number of neutral excitation energies retained in the polarizability can affect the ionization potentials (IPs) by anywhere from 0.1 to 1 eV.⁴⁴ For all molecules, the RPA spectra are shifted to higher energies by 10 eV or more. This behavior is because the RPA polarizability does not include the electron-hole ladder diagrams that are included in the EOM-CCSD polarizability. These ladder diagrams reduce the excitation energy of molecules and lead to bound exciton states in semiconductors.^{31,32,45} The overestimation of excitation energies can be partially, but not systematically, alleviated by choosing a

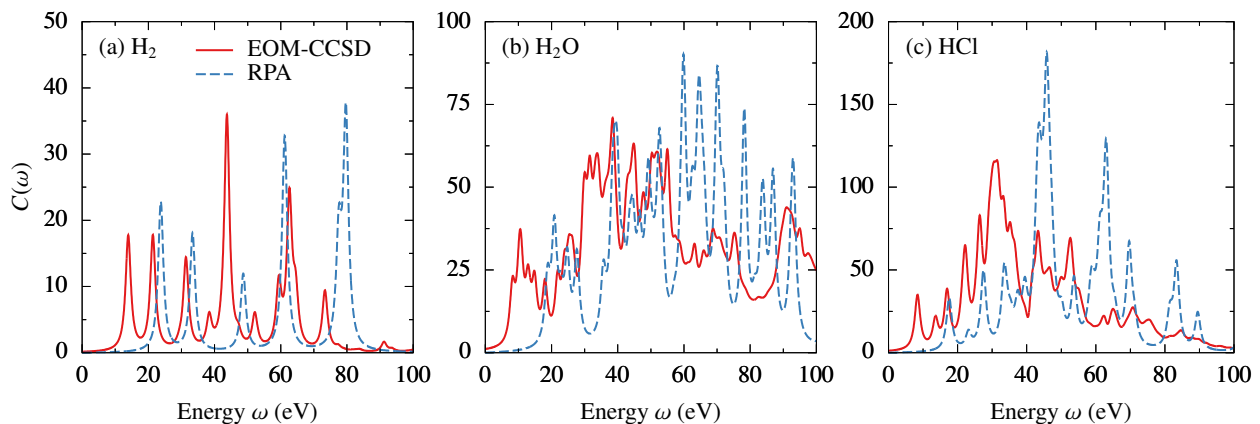


FIG. 2. The spectral function of the polarizability $C(\omega)$ for H_2 , H_2O , and HCl calculated using EOM-CCSD and the RPA. All calculations are done in the def2SVP basis using a Hartree-Fock reference and using a numerical broadening of 1 eV.

Molecule	$\Delta\text{CCSD(T)}$	$G_0W_0@HF$	$G_0W_{CC}@HF$	$G_{ev}W_{CC}@HF$
He	24.31	24.32	23.82	23.78
Ne	21.08	20.98	20.32	20.19
H_2	16.26	16.24	15.97	15.99
Li_2	5.07	5.03	4.90	4.95
LiH	7.69	7.81	6.95	6.54
FH	15.60	15.64	14.99	14.82
Ar	15.20	15.31	15.06	15.00
H_2O	12.07	12.27	11.66	11.53
LiF	10.76	10.51	9.22	8.52
HCl	12.15	12.31	12.05	12.05
BeO	9.98	9.63	8.65	8.11
CO	13.70	14.73	14.11	13.97
N_2	15.27	16.98	16.69	16.68
CH_4	14.25	14.51	14.10	14.03
BH_3	13.17	13.42	13.03	12.98
NH_3	10.32	10.61	10.10	10.00
BF	10.82	10.98	10.69	10.70
BN	11.89	11.36	11.04	11.00
SH_2	9.89	10.07	9.81	9.82
F_2	15.56	16.03	15.30	15.02
ME	-	+0.19	-0.31	-0.44
MAE	-	0.31	0.52	0.64

TABLE I. The first ionization potential in eV calculated using $G_0W_0@HF$, $G_0W_{CC}@HF$, and $G_{ev}W_{CC}@HF$, where EOM-CCSD is used to calculate the screened interaction W_{CC} . Errors are calculated with respect to $\Delta\text{CCSD(T)}$. All calculations are done in the def2SVP basis using a Hartree-Fock reference.

mean-field reference with a smaller gap. Compared to HF, essentially all flavors of density functional theory (DFT) satisfy this property, which explains the popularity of the DFT+RPA approach. Roughly speaking, a larger spectral gap in the polarizability will reduce the screening, such that the GW correction to HF is less effective and the IPs are too large, which is indeed observed in our $G_0W_0@HF$ calculations. Because the EOM-CCSD polarizability has a smaller (more accurate) spectral gap, the screening is stronger, the GW correction is larger, and the IPs are significantly reduced in magnitude.

In Tab. I, we present the first IP of the twenty smallest

atoms and molecules of the $GW100$ test set, obtained via G_0W_0 and G_0W_{CC} . As a reference, we calculate the first IP using $\Delta\text{CCSD(T)}$, i.e. as a difference in ground-state energies between the neutral and charged systems using CCSD with perturbative triple excitations. In all GW calculations, we use Hartree-Fock (HF) theory as the mean-field reference, which has been established as a good choice for molecules.^{14,16,46} Importantly, the HF starting point has no self-interaction error through first order. However, the missing correlation and orbital relaxation leads to HF IPs that are too large in magnitude (orbital energies are too negative). Consistent with previous results,¹⁶ the $G_0W_0@HF$ approximation predicts reasonably accurate IPs, with a mean error (ME) of +0.19 eV and a mean absolute error (MAE) of 0.31 eV (these can be compared to identical calculations in the larger def2-TZVPP basis,¹⁶ which have a ME of +0.26 eV and a MAE of 0.35 eV). The vertex-corrected $G_0W_{CC}@HF$ approximation gives worse results and underestimates IPs, with a ME of -0.31 eV and a MAE of 0.52 eV. In particular, the vertex-corrected calculations give a less accurate IP for eleven of the twenty molecules. We also note that for the two-electron molecules H_2 and He, the EOM-CCSD polarizability, and thus W , is exact; however the results for both molecules are worse when the exact W is used in the GW approximation.

This reduction in the IP can be understood from Fig. 3, which shows the frequency dependence of the real part of the self-energy for the highest occupied molecular orbital (HOMO), corresponding to the first IP. The poles of the self-energy with vertex corrections are clearly shifted to higher energies (less negative) by about 10 eV, consistent with the differences in the polarizabilities shown in Fig. 2. The pole strengths are relatively unchanged, and therefore the IPs are reduced in magnitude, compared to those predicted by the GW approximation without vertex corrections.

Although we do not show the detailed results here, we have also implemented vertex corrections at the TDHF level,¹⁸ which can be viewed as intermediate between the RPA (no vertex corrections) and EOM-CCSD. TDHF vertex corrections to the polarizability add particle-hole ladder diagrams – shown in Fig. 1(b) – that are responsible for excitonic ef-

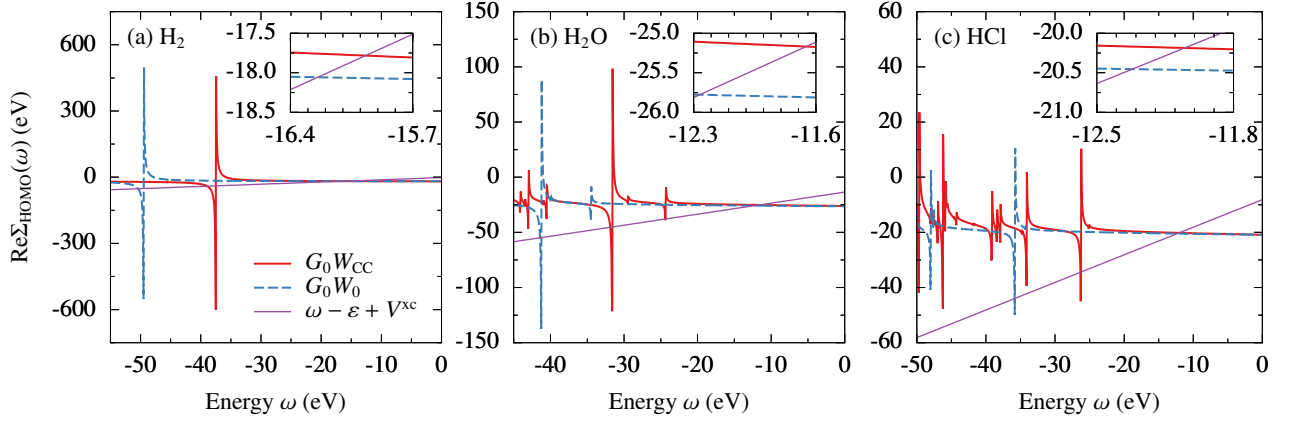


FIG. 3. The real part of the HOMO self-energy for H_2 , H_2O , and HCl calculated using the vertex-corrected G_0W_{CC} and non-vertex-corrected G_0W_0 approximations. Each inset magnifies a $(0.7 \text{ eV}) \times (1 \text{ eV})$ region around the quasiparticle energies, where $\Sigma_{\text{HOMO}}(\omega) = \omega - \varepsilon + V^{\text{xc}}$. The self-energy is calculated with a small imaginary part of $\eta = 0.03 \text{ eV}$.

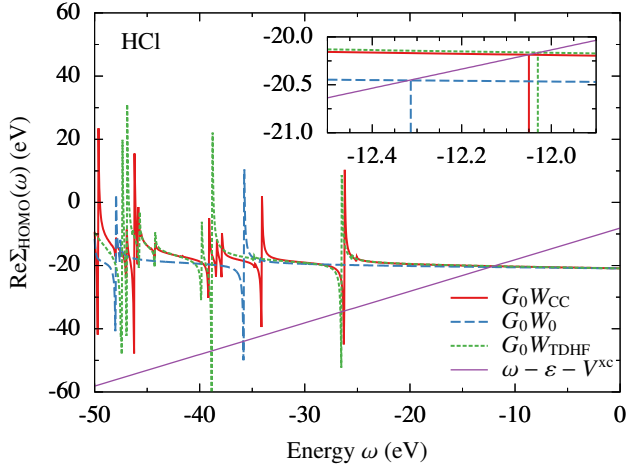


FIG. 4. The same as in Fig. 3(c), but also including the result with TDHF vertex corrections, corresponding to electron-hole interactions in the polarizability.

fects and expected to be important in molecules. For the molecules considered here, the TDHF excitation energies are quite close to those of EOM-CCSD, such that the IPs predicted via the vertex-corrected GW approximation are similar. Specifically, the IPs predicted with TDHF vertex corrections exhibit a mean error of -0.28 eV and a mean absolute error of 0.50 eV . These can be compared to the analogous TDHF vertex-corrected results of Ref. 18 (there called $G_0W_0^{\text{tc-tc}}$), which have a ME of -0.06 eV and a MAE of 0.15 eV . Although these latter results appear more accurate than our own, the errors are obtained by comparing GW results extrapolated to the complete basis set limit to CCSD(T) results in a finite cc-pVQZ basis set; as discussed by those authors,¹⁸ the CCSD(T) IPs are likely underestimated by $0.10\text{--}0.15 \text{ eV}$, such that a consistent comparison in the basis set limit would worsen the performance of those vertex-corrected GW calculations and bring them into better agreement with our own (for which errors are consistently calculated in the same basis set).

The GW self energies calculated using the RPA, TDHF, and EOM-CCSD polarizabilities for the HCl molecule are shown in Fig. 4. The similarity between the TDHF and EOM-CCSD polarizabilities can be understood based on the weakly correlated nature of the molecules studied, as well as the dominant one-particle+one-hole nature of the low-energy excitations. For molecules or solid-state materials with a small or vanishing gap, the TDHF and EOM-CCSD polarizabilities are expected to differ more qualitatively and may yield larger differences in ionization potentials when used with the vertex-corrected GW approximation.

These collective results demonstrate that high-quality vertex corrections to the polarizability do not improve the ionization potentials of small molecules within the GW approximation; when used with a HF reference, these vertex corrections make the results worse by predicting IPs that are significantly too small in magnitude. However, we find that TDHF vertex corrections to the polarizability, as recently implemented by Maggio and Kresse¹⁸ for both the polarizability and the self-energy, are a good approximation to those produced by the more expensive EOM-CCSD approach presented here and represent a promising and affordable approach for weakly correlated, gapped materials.

These findings can be compared to previous solid-state calculations, where it was found that adding low-order vertex corrections to the polarizability alone unphysically reduced the bandwidth²⁶ and increased the work function⁴⁷ of simple models of metals, and increased the quasiparticle energy of insulators and semiconductors.²⁷ It has also been shown that small improvements to the polarizability make little difference to the ionization potentials of atoms.⁴⁷ The present work extends these previous results by employing a far more accurate and diagrammatically-defined polarizability, and demonstrating the behavior across a range of molecular systems.

Having addressed the low-level RPA treatment of screening, we now mention the two remaining sources of error in the GW approximation: vertex corrections to the self-energy and self-consistency. The former are more challenging to implement than vertex corrections to the polarizability, however

future work will address this issue. While self-consistency is also challenging, one relatively inexpensive option is to enforce eigenvalue self-consistency.^{5,48–53} In this approach, the quasiparticle eigenvalues associated with each orbital are replaced with the newly calculated quasiparticle energies after each iteration of the GW calculation until self-consistency is established. Despite not being fully self-consistent, these methods have been found to significantly reduce the starting point dependence of GW calculations.^{50,52,53} Here, we implement and test eigenvalue self-consistency for EOM-CCSD vertex-corrected GW calculations.

A major advantage of using EOM-CCSD for vertex corrections is that the coupled-cluster framework is extremely insensitive to the choice of mean-field reference.⁵⁴ This can be understood by the Thouless theorem, which shows that the single excitation part of the coupled-cluster wave operator, e^{T_1} , is able to transform a Slater determinant into any other.⁵⁵ This insensitivity is responsible for the common choice of a HF reference, for which the working equations are simpler. In numerical tests, we find that eigenvalue self-consistency makes almost no change to the EOM-CCSD polarizability, and thus we enforce eigenvalue self-consistency in G only (but the results should be understood as essentially those of complete eigenvalue self-consistency). We refer to this approach as $G_{ev}W_{CC}$; the IPs predicted by this method are listed in Tab. I. We find that enforcing eigenvalue self-consistency further deteriorates the accuracy, yielding a mean error of -0.44 eV and a mean absolute error of 0.64 eV. We conclude that combining eigenvalue self-consistency with a large class of vertex corrections to the polarizability further worsens the GW approximation, leading to IPs that are severely underestimated in magnitude.

IV. CONCLUSION

In this work, we have investigated the effect of high-quality vertex corrections to the polarizability for use in the GW approximation. Vertex corrections were implemented using EOM-CCSD, which corresponds to an infinite order resummation of particle-hole, particle-particle, and hole-hole ladder diagrams, in addition to the usual ring diagrams, and mixtures of all of the above.⁴⁰ The resulting polarizability is undeniably more accurate than that predicted by the RPA. However, the vertex-corrected GW approximation produces *worse* results than calculations without vertex corrections, when applied to a test set of twenty small atoms and molecules. Specifically, the improved treatment of screening correctly decreases the IPs, however it overcompensates and predicts IPs that are significantly too small. Enforcing eigenvalue self-consistency also showed no improvement.

We have focused on the use of the GW approximation to predict the first IP, even though the Green’s function contains much more information. It is possible that the vertex cor-

rections implemented in the polarizability would yield an improvement in quantities other than the principle IP. For example, it can be clearly seen in Fig. 4 that different treatments of screening leads to very different structure in the self-energies at higher (more negative) energies, which will lead to significantly different predictions of the locations of satellite peaks in the one-particle spectral function. For example in HCl, although the TDHF and EOM-CCSD vertex corrections predict very similar quasiparticle and first satellite peaks, they predict a second satellite peak that differs by about 5 eV. However, in all of the molecules we checked, the weight of these satellite peaks is so small as to be physically inconsequential. It will be interesting to investigate the role of vertex corrections on the satellite structure of molecules or materials with stronger electron correlation.

As mentioned above, the only remaining approximation is the neglect of vertex corrections in the self-energy. Without these, the GW approximation neglects the transient interactions between the screened particle and the particle-hole pairs responsible for screening. Additionally, the neglected exchange diagrams in the self-energy are responsible for a self-screening error.^{56,57} However, when the lowest-order vertex corrections to the self-energy were included in the calculation of the bandgaps of silicon⁵⁸ and a semiconducting wire,²⁸ only small improvements were observed. Furthermore, these corrections are found to cancel with the lowest order corrections to the polarizability, as mentioned previously.^{24–29} In order to systematically improve upon the G_0W_0 approximation, it appears necessary to include high-order vertex corrections to both the self-energy and the polarizability.

We note that a number of other Green’s function based approaches include infinite-order vertex corrections in both the self-energy and the polarizability, including the two-particle-hole Tamm-Dancoff approximation,⁵⁹ the third-order algebraic diagrammatic construction (ADC(3)),⁶⁰ and the EOM-CC Green’s function.^{61,62} However, most of these methods do not provide the forward and backward time-orderings needed to entirely subsume the conventional RPA; two notable exceptions are the EOM-CC Green’s function with single, double, and triple excitations, as discussed recently in relation to the GW approximation,⁶³ and the Faddeev random-phase approximation.^{64,65}

ACKNOWLEDGMENTS

All calculations were performed with the PySCF software package,⁴³ using resources provided by the University of Chicago Research Computing Center. This work was supported by the Air Force Office of Scientific Research under award number FA9550-18-1-0058. T.C.B. is an Alfred P. Sloan Research Fellow. The Flatiron Institute is a division of the Simons Foundation.

* tim.berkelbach@gmail.com

¹ Hedin, L. New method for calculating the one-particle Green’s function with application to the electron-gas-problem. *Phys. Rev.*

- 1965, 139, A796.
- ² Strinati, G.; Mattausch, H. J.; Hanke, W. Dynamical correlation effects on the quasiparticle Bloch states of a covalent crystal. *Phys. Rev. Lett.* **1980**, *45*, 290–294.
 - ³ Strinati, G.; Mattausch, H. J.; Hanke, W. Dynamical aspects of correlation corrections in a covalent crystal. *Phys. Rev. B* **1982**, *25*, 2867.
 - ⁴ Hybertsen, M. S.; Louie, S. G. First-principles theory of quasiparticles: Calculation of band gaps in semiconductors and insulators. *Phys. Rev. Lett.* **1985**, *55*, 1418–1421.
 - ⁵ Hybertsen, M. S.; Louie, S. G. Electron correlation in semiconductors and insulators: Band gaps and quasiparticle energies. *Phys. Rev. B* **1986**, *34*, 5390–5413.
 - ⁶ Godby, R. W.; Schlüter, M.; Sham, L. J. Self-energy operators and exchange-correlation potentials in semiconductors. *Phys. Rev. B* **1988**, *37*, 10159–10175.
 - ⁷ Aryasetiawan, F.; Gunnarsson, O. The GW method. *Rep. Prog. Phys.* **1998**, *61*, 237.
 - ⁸ Aulbur, W. G.; Jönsson, L.; Wilkins, J. W. Quasiparticle Calculations in Solids. *Solid State Phys.* **2000**, *54*, 1–218.
 - ⁹ Hüser, F.; Olsen, T.; Thygesen, K. S. Quasiparticle GW calculations for solids, molecules, and two-dimensional materials. *Phys. Rev. B* **2013**, *87*, 1–14.
 - ¹⁰ Ergonenc, Z.; Kim, B.; Liu, P.; Kresse, G.; Franchini, C. Converged GW quasiparticle energies for transition metal oxide perovskites. *Phys. Rev. Mater.* **2018**, *2*, 24601.
 - ¹¹ Rostgaard, C.; Jacobsen, K. W.; Thygesen, K. S. Fully self-consistent GW calculations for atoms and molecules. *Phys. Rev. B* **2010**, *81*, 85103.
 - ¹² Bruneval, F. Ionization energy of atoms obtained from GW self-energy or from random phase approximation total energies. *J. Chem. Phys.* **2012**, *136*, 194017.
 - ¹³ van Setten, M. J.; Weigend, F.; Evers, F. The GW-Method for Quantum Chemistry Applications: Theory and Implementation. *J. Chem. Theory Comput.* **2013**, *9*, 232–246.
 - ¹⁴ Bruneval, F.; Marques, M. a. L. Benchmarking the starting points of the GW approximation for molecules. *J. Chem. Theory Comput.* **2013**, *9*, 324–329.
 - ¹⁵ Van Setten, M. J.; Caruso, F.; Sharifzadeh, S.; Ren, X.; Schefler, M.; Liu, F.; Lischner, J.; Lin, L.; Deslippe, J. R.; Louie, S. G.; Yang, C.; Weigend, F.; Neaton, J. B.; Evers, F.; Rinke, P. GW100: Benchmarking G0W0 for Molecular Systems. *J. Chem. Theory Comput.* **2015**, *11*, 5665–5687.
 - ¹⁶ Caruso, F.; Dauth, M.; van Setten, M. J.; Rinke, P. Benchmark of GW Approaches for the GW100 Test Set. *J. Chem. Theory Comput.* **2016**, *12*, 5076.
 - ¹⁷ Hung, L.; Bruneval, F.; Baishya, K.; Öt, S. Benchmarking the GW Approximation and Bethe-Salpeter Equation for Groups IB and IIB Atoms and Monoxides. *J. Chem. Theory Comput.* **2017**, *13*, 2135–2146.
 - ¹⁸ Maggio, E.; Kresse, G. GW Vertex Corrected Calculations for Molecular Systems. *J. Chem. Theory Comput.* **2017**, *13*, 4765–4778.
 - ¹⁹ Govoni, M.; Galli, G. GW100: Comparison of Methods and Accuracy of Results Obtained with the WEST Code. *J. Chem. Theory Comput.* **2018**, *14*, 1895–1909.
 - ²⁰ Shishkin, M.; Marsman, M.; Kresse, G. Accurate quasiparticle spectra from self-consistent GW calculations with vertex corrections. *Phys. Rev. Lett.* **2007**, *99*, 14–17.
 - ²¹ Grüneis, A.; Kresse, G.; Hinuma, Y.; Oba, F. Ionization potentials of solids: The importance of vertex corrections. *Phys. Rev. Lett.* **2014**, *112*, 096401.
 - ²² Chen, W.; Pasquarello, A. Accurate band gaps of extended systems via efficient vertex corrections in GW. *Phys. Rev. B* **2015**, *92*, 041115.
 - ²³ Schmidt, P. S.; Patrick, C. E.; Thygesen, K. S. Simple vertex correction improves GW band energies of bulk and two-dimensional crystals. *Phys. Rev. B* **2017**, *96*, 205206.
 - ²⁴ Rice, T. M. The effects of electron-electron interaction on the properties of metals. *Ann. Phys. (N. Y.)* **1965**, *31*, 100–129.
 - ²⁵ Minnhagen, P. Vertex correction calculations for an electron gas. *J. Phys. C Solid State Phys.* **1974**, *7*, 3013–3019.
 - ²⁶ Mahan, G. D.; Sernelius, B. E. Electron-electron interactions and the bandwidth of metals. *Phys. Rev. Lett.* **1989**, *62*, 2718–2720.
 - ²⁷ Del Sole, R.; Reining, L.; Godby, R. W. GWY approximation for electron self-energies in semiconductors and insulators. *Phys. Rev. B* **1994**, *49*, 8024–8028.
 - ²⁸ de Groot, H.; Ummels, R.; Bobbert, P.; van Haeringen, W. Lowest-order corrections to the RPA polarizability and GW self-energy of a semiconducting wire. *Phys. Rev. B* **1996**, *54*, 2374–2380.
 - ²⁹ Shirley, E. L. Self-consistent GW and higher-order calculations of electron states in metals. *Phys. Rev. B* **1996**, *54*, 7758–7764.
 - ³⁰ Ma, H.; Govoni, M.; Gygi, F.; Galli, G. A Finite-field Approach for GW Calculations Beyond the Random Phase Approximation. *Journal of Chemical Theory and Computation* **2019**, *15*, 154–164.
 - ³¹ Rohlfing, M.; Louie, S. G. Electron-hole excitations and optical spectra from first principles. *Phys. Rev. B* **2000**, *62*, 4927–4944.
 - ³² Onida, G.; Reining, L.; Rubio, A. Electronic excitations: density-functional versus many-body Green's-function approaches. *Rev. Mod. Phys.* **2002**, *74*, 601–659.
 - ³³ Fetter, A. L.; Walecka, J. D. *Quantum Theory of Many-Particle Systems*; Dover Publications, 2003.
 - ³⁴ Ring, P.; Shuck, P. *The Nuclear Many-Body Problem*; Springer-Verlag Berlin Heidelberg, 1980.
 - ³⁵ Stanton, J. F.; Bartlett, R. J. The equation of motion coupled-cluster method. A systematic biorthogonal approach to molecular excitation energies, transition probabilities, and excited state properties. *J. Chem. Phys.* **1993**, *98*, 7029.
 - ³⁶ Schreiber, M.; Silva-Junior, M. R.; Sauer, S. P.; Thiel, W. Benchmarks for electronically excited states: CASPT2, CC2, CCSD, and CC3. *J. Chem. Phys.* **2008**, *128*, 134110.
 - ³⁷ Wiberg, K. B.; De Oliveira, A. E.; Trucks, G. A comparison of the electronic transition energies for ethene, isobutene, formaldehyde, and acetone calculated using RPA, TDDFT, and EOM-CCSD. Effect of basis sets. *J. Phys. Chem. A* **2002**, *106*, 4192–4199.
 - ³⁸ Sottile, F.; Bruneval, F.; Marinopoulos, A. G.; Dash, L. K.; Botti, S.; Olevano, V.; Vast, N.; Rubio, A.; Reining, L. TDDFT from molecules to solids: The role of long-range interactions. *Int. J. Quantum Chem.* **2005**, *102*, 684–701.
 - ³⁹ Caricato, M.; Trucks, G. W.; Frisch, M. J.; Wiberg, K. B. Oscillator Strength: How Does TDDFT Compare to EOM-CCSD? *J. Chem. Theory Comput.* **2011**, *7*, 456–466.
 - ⁴⁰ Berkelbach, T. C. Communication: Random-phase approximation excitation energies from approximate equation-of-motion coupled-cluster doubles. *J. Chem. Phys.* **2018**, *149*, 041103.
 - ⁴¹ Weigend, F.; Ahlrichs, R. Balanced basis sets of split valence, triple zeta valence and quadruple zeta valence quality for H to Rn: Design and assessment of accuracy. *Phys. Chem. Chem. Phys.* **2005**, *7*, 3297–3305.
 - ⁴² Weigend, F. Accurate Coulomb-fitting basis sets for H to Rn. *Phys. Chem. Chem. Phys.* **2006**, *8*, 1057–1065.
 - ⁴³ Sun, Q.; Berkelbach, T. C.; Blunt, N. S.; Booth, G. H.; Guo, S.; Li, Z.; Liu, J.; McClain, J. D.; Sayfutyarova, E. R.; Sharma, S.; Wouters, S.; Chan, G. K. L. PySCF: the Python-based simulations of chemistry framework. *Wiley Interdiscip. Rev. Comput. Mol. Sci.* **2018**, *8*, e1340.

- ⁴⁴ Bruneval, F.; Rangel, T.; Hamed, S. M.; Shao, M.; Yang, C.; Neaton, J. B. MOLGW 1: Many-body perturbation theory software for atoms, molecules, and clusters. *Comput. Phys. Commun.* **2016**, *208*, 149–161.
- ⁴⁵ Hanke, W.; Sham, L. J. Local-field and excitonic effects in the optical spectrum of a covalent crystal. *Phys. Rev. B* **1975**, *12*, 4501.
- ⁴⁶ Caruso, F.; Rinke, P.; Ren, X.; Scheffler, M.; Rubio, A. Unified description of ground and excited states of finite systems: The self-consistent GW approach. *Phys. Rev. B* **2012**, *86*, 1–5.
- ⁴⁷ Morris, A. J.; Stankovski, M.; Delaney, K. T.; Rinke, P.; García-González, P.; Godby, R. W. Vertex corrections in localized and extended systems. *Phys. Rev. B* **2007**, *76*, 1–9.
- ⁴⁸ Pavlyukh, Y.; Hübner, W. Life-time of quasiparticle states in metallic clusters from GW theory. *Phys. Lett. A* **2004**, *327*, 241–246.
- ⁴⁹ Blase, X.; Attaccalite, C.; Olevano, V. First-principles GW calculations for fullerenes, porphyrins, phtalocyanine, and other molecules of interest for organic photovoltaic applications. *Phys. Rev. B* **2011**, *83*, 1–9.
- ⁵⁰ Faber, C.; Attaccalite, C.; Olevano, V.; Runge, E.; Blase, X. First-principles GW calculations for DNA and RNA nucleobases. *Phys. Rev. B* **2011**, *83*, 1–5.
- ⁵¹ Marom, N.; Caruso, F.; Ren, X.; Hofmann, O. T.; Körzdörfer, T.; Chelikowsky, J. R.; Rubio, A.; Scheffler, M.; Rinke, P. Benchmark of GW methods for azabenzenes. *Phys. Rev. B* **2012**, *86*, 1–16.
- ⁵² Kaplan, F.; Weigend, F.; Evers, F.; Van Setten, M. J. Off-diagonal self-energy terms and partially self-consistency in GW calculations for single molecules: Efficient implementation and quantitative effects on ionization potentials. *J. Chem. Theory Comput.* **2015**, *11*, 5152–5160.
- ⁵³ Kaplan, F.; Harding, M. E.; Seiler, C.; Weigend, F.; Evers, F.; Van Setten, M. J. Quasi-Particle Self-Consistent GW for Molecules. *J. Chem. Theory Comput.* **2016**, *12*, 2528–2541.
- ⁵⁴ Shavitt, I.; Bartlett, R. J. *Many-Body Methods in Chemistry and Physics: MBPT and Coupled-Cluster Theory*; Cambridge University Press: Cambridge; New York, 2009.
- ⁵⁵ Thouless, D. J. Stability conditions and nuclear rotations in the Hartree-Fock theory. *Nucl. Phys.* **1960**, *21*, 225–232.
- ⁵⁶ Romaniello, P.; Guyot, S.; Reining, L. The self-energy beyond GW: Local and nonlocal vertex corrections. *J. Chem. Phys.* **2009**, *131*, 154111.
- ⁵⁷ Wetherell, J.; Hodgson, M. J. P.; Godby, R. W. GW self-screening error and its correction using a local density functional. *Phys. Rev. B* **2018**, *97*, 121102.
- ⁵⁸ Bobbert, P. A.; Van Haeringen, W. Lowest-order vertex-correction contribution to the direct gap of silicon. *Phys. Rev. B* **1994**, *49*, 10326–10331.
- ⁵⁹ Walter, O.; Schirmer, J. The two-particle-hole Tamm-Dancoff approximation (2ph-TDA) for atoms. *J. Phys. B At. Mol. Phys.* **1981**, *14*, 3805.
- ⁶⁰ Schirmer, J.; Cederbaum, L. S.; Walter, O. New approach to the one-particle Green's function for finite Fermi systems. *Phys. Rev. A* **1983**, *28*, 1237–1259.
- ⁶¹ Nooijen, M.; Snijders, J. G. Coupled cluster approach to the singleparticle Green's function. *Int. J. Quantum Chem. Quantum Chem. Symp.* **1992**, *83*, 55–83.
- ⁶² Nooijen, M.; Snijders, J. G. Coupled cluster Green's function method: Working equations and applications. *Int. J. Quantum Chem.* **1993**, *48*, 15–48.
- ⁶³ Lange, M. F.; Berkelbach, T. C. On the Relation Between Equation-of-Motion Coupled-Cluster Theory and the GW Approximation. *J. Chem. Theory Comput.* **2018**, *14*, 4224.
- ⁶⁴ Barbieri, C.; Van Neck, D.; Dickhoff, W. H. Quasiparticles in neon using the Faddeev random-phase approximation. *Phys. Rev. A* **2007**, *76*, 1–12.
- ⁶⁵ Degroote, M.; Van Neck, D.; Barbieri, C. Faddeev random-phase approximation for molecules. *Phys. Rev. A* **2011**, *83*, 042517.