

Search for a light CP-odd Higgs boson and low-mass dark matter at the Belle experiment

I. S. Seong,¹⁸ S. E. Vahsen,¹⁸ I. Adachi,^{19,16} H. Aihara,⁸⁷ S. Al Said,^{81,38} D. M. Asner,⁴ V. Aulchenko,^{5,68} T. Aushev,⁵⁶ R. Ayad,⁸¹ V. Babu,⁸² A. M. Bakich,⁸⁰ V. Bansal,⁷⁰ P. Behera,²⁷ V. Bhardwaj,²³ B. Bhuyan,²⁵ T. Bilka,⁶ J. Biswal,³⁴ A. Bobrov,^{5,68} G. Bonvicini,⁹¹ A. Bozek,⁶⁴ M. Bračko,^{50,34} T. E. Browder,¹⁸ L. Cao,³⁵ D. Červenkóv,⁶ P. Chang,⁶³ V. Chekelian,⁵¹ A. Chen,⁶¹ B. G. Cheon,¹⁷ K. Chilikin,⁴⁵ K. Cho,³⁹ Y. Choi,⁷⁹ S. Choudhury,²⁶ D. Cinabro,⁹¹ S. Cunliffe,⁹ N. Dash,²⁴ S. Di Carlo,⁴³ J. Dingfelder,³ T. V. Dong,^{19,16} S. Eidelman,^{5,68,45} D. Epifanov,^{5,68} J. E. Fast,⁷⁰ A. Frey,¹⁵ B. G. Fulsom,⁷⁰ R. Garg,⁷¹ V. Gaur,⁹⁰ N. Gabyshev,^{5,68} A. Garmash,^{5,68} M. Gelb,³⁵ A. Giri,²⁶ P. Goldenzweig,³⁵ B. Golob,^{46,34} E. Guido,³² J. Haba,^{19,16} K. Hayasaka,⁶⁶ H. Hayashii,⁶⁰ M. T. Hedges,¹⁸ T. Higuchi,³⁶ W.-S. Hou,⁶³ C.-L. Hsu,⁸⁰ K. Huang,⁶³ T. Iijima,^{58,57} K. Inami,⁵⁷ G. Inguglia,⁹ A. Ishikawa,⁸⁵ R. Itoh,^{19,16} M. Iwasaki,⁶⁹ Y. Iwasaki,¹⁹ W. W. Jacobs,²⁸ H. B. Jeon,⁴² S. Jia,² Y. Jin,⁸⁷ D. Joffe,³⁷ K. K. Joo,⁷ T. Julius,⁵² A. B. Kaliyar,²⁷ G. Karyan,⁹ T. Kawasaki,⁹⁴ H. Kichimi,¹⁹ C. Kiesling,⁵¹ D. Y. Kim,⁷⁷ J. B. Kim,⁴⁰ K. T. Kim,⁴⁰ S. H. Kim,¹⁷ K. Kinoshita,⁸ P. Kodyš,⁶ S. Korpar,^{50,34} D. Kotchetkov,¹⁸ P. Krizán,^{46,34} R. Kroeger,⁵³ P. Krokovny,^{5,68} T. Kuhr,⁴⁷ T. Kumita,⁸⁹ A. Kuzmin,^{5,68} Y.-J. Kwon,⁹³ J. S. Lange,¹³ I. S. Lee,¹⁷ S. C. Lee,⁴² L. K. Li,²⁹ Y. B. Li,⁷² L. Li Gioi,⁵¹ J. Libby,²⁷ D. Liventsev,^{90,19} M. Lubej,³⁴ T. Luo,¹² C. MacQueen,⁵² M. Masuda,⁸⁶ T. Matsuda,⁵⁴ M. Merola,^{31,59} K. Miyabayashi,⁶⁰ H. Miyata,⁶⁶ R. Mizuk,^{45,55,56} G. B. Mohanty,⁸² T. Mori,⁵⁷ R. Mussa,³² E. Nakano,⁶⁹ M. Nakao,^{19,16} T. Nanut,³⁴ K. J. Nath,²⁵ M. Nayak,^{91,19} M. Niyama,⁴¹ N. K. Nisar,⁷³ S. Nishida,^{19,16} K. Nishimura,¹⁸ S. Ogawa,⁸⁴ H. Ono,^{65,66} W. Ostrowicz,⁶⁴ P. Pakhlov,^{45,55} G. Pakhlova,^{45,56} B. Pal,⁴ H. Park,⁴² T. K. Pedlar,⁴⁸ R. Pestotnik,³⁴ L. E. Piilonen,⁹⁰ E. Prencipe,²¹ M. Ritter,⁴⁷ A. Rostomyan,⁹ G. Russo,³¹ Y. Sakai,^{19,16} M. Salehi,^{49,47} S. Sandilya,⁸ L. Santelj,¹⁹ T. Sanuki,⁸⁵ V. Savinov,⁷³ O. Schneider,⁴⁴ G. Schnell,^{1,22} J. Schueler,¹⁸ C. Schwanda,³⁰ Y. Seino,⁶⁶ K. Senyo,⁹² O. Seon,⁵⁷ M. E. Sevir,⁵² C. P. Shen,² T.-A. Shibata,⁸⁸ J.-G. Shiu,⁶³ F. Simon,^{51,83} E. Solovieva,^{45,56} S. Stanić,⁶⁷ M. Starič,³⁴ M. Sumihama,¹⁴ T. Sumiyoshi,⁸⁹ W. Sutcliffe,³⁵ M. Takizawa,^{76,20,74} K. Tanida,³³ F. Tenchini,⁵² K. Trabelsi,^{19,16} M. Uchida,⁸⁸ T. Uglov,^{45,56} Y. Unno,¹⁷ S. Uno,^{19,16} Y. Usov,^{5,68} C. Van Hulse,¹ R. Van Tonder,³⁵ G. Varner,¹⁸ A. Vinokurova,^{5,68} A. Vossen,¹⁰ B. Wang,⁸ C. H. Wang,⁶² P. Wang,²⁹ M. Watanabe,⁶⁶ S. Watanuki,⁸⁵ E. Widmann,⁷⁸ E. Won,⁴⁰ H. Yamamoto,⁸⁵ H. Ye,⁹ J. Yelton,¹¹ C. Z. Yuan,²⁹ Y. Yusa,⁶⁶ S. Zakharov,^{45,56} Z. P. Zhang,⁷⁵ V. Zhilich,^{5,68} V. Zhukova,^{45,55} V. Zhulanov,^{5,68} and A. Zupanc^{46,34}

(The Belle Collaboration)

¹University of the Basque Country UPV/EHU, 48080 Bilbao

²Beihang University, Beijing 100191

³University of Bonn, 53115 Bonn

⁴Brookhaven National Laboratory, Upton, New York 11973

⁵Budker Institute of Nuclear Physics SB RAS, Novosibirsk 630090

⁶Faculty of Mathematics and Physics, Charles University, 121 16 Prague

⁷Chonnam National University, Kwangju 660-701

⁸University of Cincinnati, Cincinnati, Ohio 45221

⁹Deutsches Elektronen-Synchrotron, 22607 Hamburg

¹⁰Duke University, Durham, North Carolina 27708

¹¹University of Florida, Gainesville, Florida 32611

¹²Key Laboratory of Nuclear Physics and Ion-beam Application (MOE)

and Institute of Modern Physics, Fudan University, Shanghai 200443

¹³Justus-Liebig-Universität Gießen, 35392 Gießen

¹⁴Gifu University, Gifu 501-1193

¹⁵II. Physikalisches Institut, Georg-August-Universität Göttingen, 37073 Göttingen

¹⁶SOKENDAI (The Graduate University for Advanced Studies), Hayama 240-0193

¹⁷Hanyang University, Seoul 133-791

¹⁸University of Hawaii, Honolulu, Hawaii 96822

¹⁹High Energy Accelerator Research Organization (KEK), Tsukuba 305-0801

²⁰J-PARC Branch, KEK Theory Center, High Energy Accelerator Research Organization (KEK), Tsukuba 305-0801

²¹Forschungszentrum Jülich, 52425 Jülich

²²IKERBASQUE, Basque Foundation for Science, 48013 Bilbao

- ²³Indian Institute of Science Education and Research Mohali, SAS Nagar, 140306
- ²⁴Indian Institute of Technology Bhubaneswar, Satya Nagar 751007
- ²⁵Indian Institute of Technology Guwahati, Assam 781039
- ²⁶Indian Institute of Technology Hyderabad, Telangana 502285
- ²⁷Indian Institute of Technology Madras, Chennai 600036
- ²⁸Indiana University, Bloomington, Indiana 47408
- ²⁹Institute of High Energy Physics, Chinese Academy of Sciences, Beijing 100049
- ³⁰Institute of High Energy Physics, Vienna 1050
- ³¹INFN - Sezione di Napoli, 80126 Napoli
- ³²INFN - Sezione di Torino, 10125 Torino
- ³³Advanced Science Research Center, Japan Atomic Energy Agency, Naka 319-1195
- ³⁴J. Stefan Institute, 1000 Ljubljana
- ³⁵Institut für Experimentelle Teilchenphysik, Karlsruher Institut für Technologie, 76131 Karlsruhe
- ³⁶Kavli Institute for the Physics and Mathematics of the Universe (WPI), University of Tokyo, Kashiwa 277-8583
- ³⁷Kennesaw State University, Kennesaw, Georgia 30144
- ³⁸Department of Physics, Faculty of Science, King Abdulaziz University, Jeddah 21589
- ³⁹Korea Institute of Science and Technology Information, Daejeon 305-806
- ⁴⁰Korea University, Seoul 136-713
- ⁴¹Kyoto University, Kyoto 606-8502
- ⁴²Kyungpook National University, Daegu 702-701
- ⁴³LAL, Univ. Paris-Sud, CNRS/IN2P3, Université Paris-Saclay, Orsay
- ⁴⁴École Polytechnique Fédérale de Lausanne (EPFL), Lausanne 1015
- ⁴⁵P.N. Lebedev Physical Institute of the Russian Academy of Sciences, Moscow 119991
- ⁴⁶Faculty of Mathematics and Physics, University of Ljubljana, 1000 Ljubljana
- ⁴⁷Ludwig Maximilians University, 80539 Munich
- ⁴⁸Luther College, Decorah, Iowa 52101
- ⁴⁹University of Malaya, 50603 Kuala Lumpur
- ⁵⁰University of Maribor, 2000 Maribor
- ⁵¹Max-Planck-Institut für Physik, 80805 München
- ⁵²School of Physics, University of Melbourne, Victoria 3010
- ⁵³University of Mississippi, University, Mississippi 38677
- ⁵⁴University of Miyazaki, Miyazaki 889-2192
- ⁵⁵Moscow Physical Engineering Institute, Moscow 115409
- ⁵⁶Moscow Institute of Physics and Technology, Moscow Region 141700
- ⁵⁷Graduate School of Science, Nagoya University, Nagoya 464-8602
- ⁵⁸Kobayashi-Maskawa Institute, Nagoya University, Nagoya 464-8602
- ⁵⁹Università di Napoli Federico II, 80055 Napoli
- ⁶⁰Nara Women's University, Nara 630-8506
- ⁶¹National Central University, Chung-li 32054
- ⁶²National United University, Miao Li 36003
- ⁶³Department of Physics, National Taiwan University, Taipei 10617
- ⁶⁴H. Niewodniczanski Institute of Nuclear Physics, Krakow 31-342
- ⁶⁵Nippon Dental University, Niigata 951-8580
- ⁶⁶Niigata University, Niigata 950-2181
- ⁶⁷University of Nova Gorica, 5000 Nova Gorica
- ⁶⁸Novosibirsk State University, Novosibirsk 630090
- ⁶⁹Osaka City University, Osaka 558-8585
- ⁷⁰Pacific Northwest National Laboratory, Richland, Washington 99352
- ⁷¹Panjab University, Chandigarh 160014
- ⁷²Peking University, Beijing 100871
- ⁷³University of Pittsburgh, Pittsburgh, Pennsylvania 15260
- ⁷⁴Theoretical Research Division, Nishina Center, RIKEN, Saitama 351-0198
- ⁷⁵University of Science and Technology of China, Hefei 230026
- ⁷⁶Showa Pharmaceutical University, Tokyo 194-8543
- ⁷⁷Soongsil University, Seoul 156-743
- ⁷⁸Stefan Meyer Institute for Subatomic Physics, Vienna 1090
- ⁷⁹Sungkyunkwan University, Suwon 440-746
- ⁸⁰School of Physics, University of Sydney, New South Wales 2006
- ⁸¹Department of Physics, Faculty of Science, University of Tabuk, Tabuk 71451
- ⁸²Tata Institute of Fundamental Research, Mumbai 400005
- ⁸³Excellence Cluster Universe, Technische Universität München, 85748 Garching
- ⁸⁴Toho University, Funabashi 274-8510
- ⁸⁵Department of Physics, Tohoku University, Sendai 980-8578

⁸⁶*Earthquake Research Institute, University of Tokyo, Tokyo 113-0032*

⁸⁷*Department of Physics, University of Tokyo, Tokyo 113-0033*

⁸⁸*Tokyo Institute of Technology, Tokyo 152-8550*

⁸⁹*Tokyo Metropolitan University, Tokyo 192-0397*

⁹⁰*Virginia Polytechnic Institute and State University, Blacksburg, Virginia 24061*

⁹¹*Wayne State University, Detroit, Michigan 48202*

⁹²*Yamagata University, Yamagata 990-8560*

⁹³*Yonsei University, Seoul 120-749*

⁹⁴*Kitasato University, Tokyo 108-0072*

We report on the first Belle search for a light CP-odd Higgs boson, A^0 , that decays into low mass dark matter, χ , in final states with a single photon and missing energy. We search for events produced via the dipion transition $\Upsilon(2S) \rightarrow \Upsilon(1S)\pi^+\pi^-$, followed by the on-shell process $\Upsilon(1S) \rightarrow \gamma A^0$ with $A^0 \rightarrow \chi\chi$, or by the off-shell process $\Upsilon(1S) \rightarrow \gamma\chi\chi$. Utilizing a data sample of 157.3×10^6 $\Upsilon(2S)$ decays, we find no evidence for a signal. We set limits on the branching fractions of such processes in the mass ranges $M_{A^0} < 8.97$ GeV/ c^2 and $M_\chi < 4.44$ GeV/ c^2 . We then use the limits on the off-shell process to set competitive limits on WIMP-nucleon scattering in the WIMP mass range below 5 GeV/ c^2 .

PACS numbers: 13.25.Gv, 14.80.Da, 95.35.+d

Identifying the nature of dark matter (DM) is a long-standing yet unsolved problem in astronomy and particle physics. DM may consist of weakly interacting massive particles (WIMPs), which are postulated in popular extensions of the standard model (SM) [1]. Numerous experiments aim to directly detect WIMPs, but no clear evidence has emerged to date. WIMPs are generally expected to have masses in the 100 GeV/ c^2 to 1 TeV/ c^2 range, but there are also scenarios with DM particle masses below 100 GeV/ c^2 [2–4]. Such low mass DM particles, χ , can be produced in interactions of SM particles through the exchange of a CP-odd Higgs boson A^0 [4, 5], which is part of the Next-to-Minimal Supersymmetric Model (NMSSM) [6]. Searches for low mass DM particles from Υ decays at collider experiments have been discussed in Refs. [7, 8]. Hadron colliders would be insensitive to DM particles in the final state without additional constraints. However, at a B factory, such invisible decays can still be measured by utilizing the dipion transition $\Upsilon(2S) \rightarrow \pi^+\pi^-\Upsilon(1S)$, which enables us to tag $\Upsilon(1S)$ mesons without reconstructing them. Since the mass of the A^0 is unknown, we consider two processes: the on-shell process $\Upsilon(1S) \rightarrow \gamma A^0$ with $A^0 \rightarrow \chi\chi$; and the off-shell process $\Upsilon(1S) \rightarrow \gamma\chi\chi$. The SM process $\Upsilon(1S) \rightarrow \gamma\nu\bar{\nu}$ has the same final state as the signal, but is predicted to have a branching fraction (BF) $\mathcal{B}(\Upsilon(1S) \rightarrow \gamma\nu\bar{\nu})$ of the order of 10^{-9} [8], which is three orders of magnitude below our experimental sensitivity. The most stringent existing upper limits on the processes considered here were set by the BaBar experiment: $\mathcal{B}(\Upsilon(1S) \rightarrow \gamma A^0) \times \mathcal{B}(A^0 \rightarrow \chi\chi) < (1.9 - 37) \times 10^{-6}$ for $M_{A^0} < 9.0$ GeV/ c^2 and $\mathcal{B}(\Upsilon(1S) \rightarrow \gamma\chi\chi) < (0.5 - 24) \times 10^{-5}$ for $M_\chi < 4.5$ GeV/ c^2 [9], both at 90% confidence level (C.L.).

This analysis uses a data sample with an integrated luminosity of 24.9 fb $^{-1}$, corresponding to $(157.3 \pm 3.6) \times 10^6$ $\Upsilon(2S)$ decays [10], collected with the

Belle detector [11] at the KEKB e^+e^- asymmetric-energy collider [12]. We generate one million Monte Carlo (MC) simulated events for each of the on-shell and the off-shell processes, the on-shell process with 20 different values of the A^0 mass, M_{A^0} , and the off-shell process with 10 different values of the χ mass, M_χ . The A^0 in the on-shell process is assumed to have zero spin while the off-shell process is modeled with a phase space distribution. In this paper, we do not assume a specific model for the A^0 and χ . The $\Upsilon(2S) \rightarrow \pi^+\pi^-\Upsilon(1S)$ transition is simulated using the EvtGen model to describe the decays of a vector particle to a vector particle and two pions [13].

Both signal processes produce only three detectable particles: two charged pions, which have low transverse momentum; and a photon that deposits energy in the electromagnetic calorimeter (ECL). The small number of charged tracks and their low momenta are difficult to trigger on, thus the main level-1 (L1) triggers used are related to the ECL. Instead of using all possible L1 triggers in this analysis, we only use the two highest-efficiency L1 triggers, which require the total deposited energy in the ECL to be larger than 1.0 GeV with a cosmic ray veto applied and larger than 3.0 GeV without the veto. This choice reduces the systematic uncertainty on the L1 trigger efficiency. The signal trigger efficiency is a function of photon energy. In the energy region from 0.5 to 5 GeV, our L1 trigger requirements reduce the signal efficiency by less than 15%. In the energy region below 0.5 GeV, the efficiency is greatly reduced, but even when using all available triggers, the efficiency is below 3%. Therefore, we avoid the regions of lowest trigger efficiency by restricting our search to the range $M_{A^0} < 8.97$ GeV/ c^2 and $M_\chi < 4.44$ GeV/ c^2 .

We require exactly two oppositely charged tracks originating from the interaction point (IP) with impact parameters within ± 4.0 cm along the beam axis and 2.0 cm in the transverse plane. These two charged

tracks are identified as pions by using the likelihood ratio $\mathcal{L}_\pi/(\mathcal{L}_\pi + \mathcal{L}_K)$, where \mathcal{L}_π and \mathcal{L}_K are the likelihood with a pion and kaon hypothesis, respectively. The likelihood uses information from the central drift chamber (CDC), time-of-flight scintillation (TOF) counters, and aerogel Cherenkov counters (ACC), and the ratio is required to be larger than 0.6. To suppress contamination from electrons, we further require an electron identification, which is a similar likelihood ratio derived mainly from ECL information, to be less than 0.1. We estimate from MC that 90% of signal candidate events contain a pair of correctly reconstructed pions. Fake pions originate from muons ($< 6.4\%$ of tracks), electrons ($< 3.8\%$), and protons ($< 0.2\%$). The tagged charged pion candidates are identified by using mainly CDC information due to the low transverse momenta of the tracks, hence resulting in higher fake rates in comparison to those in generic hadronic events triggered by Belle. The highest energy photon in the center-of-mass (CM) frame is chosen as the photon candidate in each event. This photon is required to have energy in the $\Upsilon(1S)$ frame, E_γ^* , larger than 0.15 GeV, must lie in the polar angle range of $-0.63 < \cos(\theta) < 0.84$ of the ECL, must hit more than 2 calorimeter crystals, and have an energy-deposit ratio in 3×3 over 5×5 crystals around the shower center greater than 0.9.

The invariant recoil mass of the dipion system is defined as $M_{\text{recoil}}^2 = s + M_{\pi\pi}^2 - 2\sqrt{s}E_{\pi\pi}^*$, where $\sqrt{s} = 10.02 \text{ GeV}/c^2$ is the $\Upsilon(2S)$ resonance energy, $M_{\pi\pi}$ is the invariant mass of the dipion system, and $E_{\pi\pi}^*$ is the energy of the dipion system in the CM frame of the $\Upsilon(2S)$. The recoil mass is required to be between $9.450 \text{ GeV}/c^2$ and $9.475 \text{ GeV}/c^2$, which corresponds to the $\Upsilon(1S)$ mass [14]. The vertex of the two pions is required to be near the IP with $\chi^2/\text{n.d.f.} < 11$ from the vertex-constrained fit, and an opening angle of the dipion system in the $\Upsilon(1S)$ frame larger than 45° . The angle between the candidate photon and each charged track in the lab frame must satisfy $\cos(\theta_{\pi^\pm\gamma}) < 0.97$ to reject photons due to bremsstrahlung and final-state radiation, while the azimuthal angle difference between the dipion system and the candidate photon must satisfy $\cos(\phi_{\pi\pi} - \phi_\gamma) > -0.97$, to suppress QED background processes, such as $e^+e^- \rightarrow \gamma\pi^+\pi^-$.

Neutral hadrons may pass these selections, thus we also require that the energy of the second-highest-energy photon in the CM frame and the remaining energy in the ECL both be less than 0.18 GeV. To suppress events with a long-lived SM particle in the direction opposite to the candidate photon, we define the absolute azimuthal angle difference between a candidate photon and a candidate long-lived particle as $|\mathbf{180^\circ} - |\phi_\gamma - \phi_{\text{long}}||$, where the long-lived K_L candidate is in the direction opposite to the photon. This absolute value of the angle difference is required to be larger than 20° . This selection rejects 54% of $\Upsilon(1S) \rightarrow \gamma K_L K_L$, 98% of $\Upsilon(1S) \rightarrow \gamma f_2'(1525)$,

and 95% of $\Upsilon(1S) \rightarrow \gamma f_2'(1270)$ events.

The selection criteria described above are optimized with the figure of merit S/\sqrt{B} , where S and B are the numbers of signal and expected background events, respectively, after applying all selections except the selection being evaluated. The signal efficiency ranges from 0.001% to 14% for the on-shell signal and from 0.0007% to 9.4% for the off-shell signal. The lowest efficiencies correspond to the highest M_{A^0} and M_χ , respectively. The efficiency drop is due to the reduced trigger efficiency for low energy photons.

Irreducible background from the $\Upsilon(2S)$ resonance is studied using a sample of 400×10^6 $\Upsilon(2S)$ inclusive MC events, and categorized into three event types: tau-pair production $\Upsilon(2S) \rightarrow \tau^+\tau^-$, leptonic decays $\Upsilon(1S) \rightarrow l^+l^-$, and hadronic decays $\Upsilon(1S) \rightarrow \gamma hh$. Taus can decay to charged pions and a tau neutrino, thus the slow charged pions in such decays can pass the selection criteria. Leptons l and hadrons h can escape the detector along the beam pipe, so that we only tag the two charged pions from the dipion transition and a photon. The leptonic decay backgrounds do not produce a peak in the E_γ^* spectrum, but the hadronic decay backgrounds can produce such a peak. Both types of backgrounds peak in the M_{recoil} distribution. The background contributions from these backgrounds are predicted to be: 3.5 ± 1.2 events from $\Upsilon(2S) \rightarrow \tau^+\tau^-$ decays, 20.0 ± 2.8 events from leptonic decays, and 1.2 ± 0.7 events from hadronic decays. Continuum backgrounds are studied with an off-resonance data set collected about 60 MeV below the $\Upsilon(4S)$ resonance. This sample corresponds to an integrated luminosity of 40.41 fb^{-1} ; we do not observe any significant peaking backgrounds.

To search for a signal after the event selection, we use the two observables M_{recoil} and E_γ^* . We construct probability density functions (PDFs) for signal and for background from the $\Upsilon(2S)$ by using MC samples. Continuum background PDFs are created from M_{recoil} sideband regions in the $\Upsilon(2S)$ on-resonance data. The recoil mass for the $\Upsilon(2S)$ on-resonance is described with a double-sided Crystal Ball (CB) function [15], and continuum in the recoil mass distribution is described with a second-order Chebyshev polynomial. The bias in the E_γ^* spectrum from the trigger efficiency is accounted for by multiplying the E_γ^* PDFs by a parameterization of the trigger efficiency as a function of E_γ^* .

The on-shell process E_γ^* PDF is described with a CB function, and the off-shell process is described with a custom broad distribution function [16]. Each parameter of the E_γ^* PDF is extracted separately for the assumed values of M_{A^0} and M_χ ; these parameterized functions are used to search for a peak in the E_γ^* spectrum. An exponential function is used for leptonic decay backgrounds, and a Gaussian function is used for hadronic decay backgrounds. Continuum backgrounds are described with the sum of an exponential function and a Gaussian function.

Tau-pair production from the $\Upsilon(2S)$ does not peak either in the recoil mass distribution nor in the photon energy spectrum; therefore, we combine $\Upsilon(2S) \rightarrow \tau^+\tau^-$ events and continuum backgrounds. The shape parameters of the recoil mass PDF are determined by using $\Upsilon(1S) \rightarrow \mu^+\mu^-$ data.

We perform an unbinned extended log-likelihood fit in the two-dimensional $(M_{\text{recoil}}, E_\gamma^*)$ space to estimate the yields of different event types. The fit is repeated for each possible signal mass value. We fix all shape parameters of the PDFs. Instead of floating three background yields, we combine the two $\Upsilon(1S)$ background PDFs as $\mathcal{P}_{\Upsilon(1S)} \propto f_l \mathcal{P}_l + (1 - f_l) \mathcal{P}_h$, where \mathcal{P}_l and \mathcal{P}_h are the PDFs of the leptonic and hadronic decay backgrounds and f_l is the fraction of leptonic decay backgrounds, respectively. We use a fixed value of $f_l = 0.933 \pm 0.034$, obtained from the $\Upsilon(2S)$ inclusive MC sample. To maximize the likelihood function and obtain signal yields, we vary two background yields and one signal yield, N_{cont} , $N_{\Upsilon(1S)}$, and N_{sig} .

We search for a signal peak in the E_γ^* and the M_{recoil} distributions, in the mass ranges $0 < M_{A^0} < 8.97 \text{ GeV}/c^2$ (on-shell process) and $0 < M_\chi < 4.44 \text{ GeV}/c^2$ (off-shell process) by repeating the extended log-likelihood fit for each value of M_{A^0} or M_χ . For the on-shell case, we scan the photon energy in 353 steps that correspond to half the photon energy resolution, and step size in the range from 25 MeV to 4.0 MeV. For the off-shell case, we use 45 M_χ scan points with a fixed step size of 100 MeV. If the likelihood fit finds $N_{\text{sig}} > 0$, we compute the signal significance $S = \sqrt{2\ln(\mathcal{L}_{\text{max}}/\mathcal{L}_0)}$, where $-\ln \mathcal{L}_{\text{max}}$ is the negative log-likelihood value at the minimum and $-\ln \mathcal{L}_0$ is the minimum value for the background-only hypothesis. We perform the mass scans and observe the largest local significance of 2.1σ at $M_{A^0} = 2.946 \text{ GeV}/c^2$; see Fig. 1. And the largest local significance for the off-shell case is 1.4σ at $M_\chi = 4.2 \text{ GeV}/c^2$. We observe no statistically significant signal and compute an upper limit (UL) at 90% C.L. on the signal yield (N_{UL}) by integrating the likelihood function $\int_0^{N_{\text{UL}}} \mathcal{L}(N_{\text{sig}}) dN_{\text{sig}} = 0.9 \int_0^\infty \mathcal{L}(N_{\text{sig}}) dN_{\text{sig}}$. The systematic uncertainty is accounted for in the limit calculation by convolving the likelihood with a Gaussian function, which has a width equal to the total systematic uncertainty. The upper limits (90% C.L.) on the BF of the on-shell and the off-shell signals are then given by $N_{\text{UL}}/(N_{\Upsilon(2S)} \times \mathcal{B}(\Upsilon(2S) \rightarrow \Upsilon(1S)\pi^+\pi^-) \times \epsilon)$, where ϵ is the signal efficiency.

Several sources of systematic uncertainties are included in the upper limits on the BF. For most scan points, the observed yield N_{sig} is small, thus multiplicative signal uncertainties do not have a significant effect. The leading sources of systematic uncertainties are due to fit bias and PDF shape parameters. The systematic uncertainty due to the BF of the dipion transition is esti-

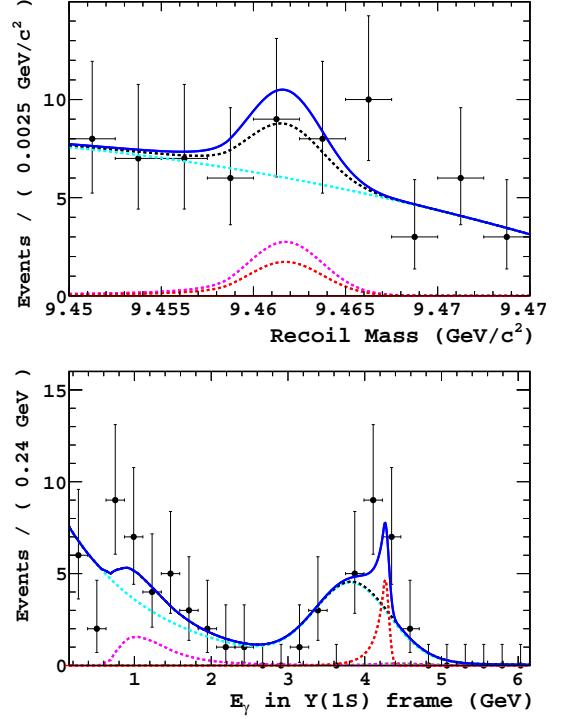


FIG. 1. Fit result for the on-shell process mass scan point with $M_{A^0} = 2.946 \text{ GeV}/c^2$, which has the highest local signal significance; 2.1σ . Top: M_{recoil} distribution. Bottom: E_γ^* distribution. The fitted components are continuum background (cyan dashed curve), $\Upsilon(1S)$ decay background (magenta dashed curve), total background (black dashed curve), and the on-shell signal (red dashed curve). The blue solid curve shows the sum of all fitted components.

mated to be 1.46% based on Ref. [14], and the uncertainty due to the number of $\Upsilon(2S)$ events is 2.3%. The uncertainty in the tracking efficiency for tracks with angles and momenta characteristic of signal events is about 1.4% per track. The photon reconstruction contributes an additional 3.0% uncertainty. Systematic uncertainties on the signal efficiency range from 0.2% to 0.7% at $M_{A^0} \leq 8.5 \text{ GeV}/c^2$ and from 0.7% to 30% at $8.5 < M_{A^0} < 8.97 \text{ GeV}/c^2$ for the on-shell signal; and from 0.3% to 0.8% at $M_\chi \leq 4.0 \text{ GeV}/c^2$ and from 0.8% to 38% at $4.0 < M_\chi < 4.44 \text{ GeV}/c^2$ for the off-shell signal. The uncertainty in the L1 trigger efficiency is estimated to be 13.5% by comparing the relative efficiency of the two L1 triggers in experiment against the same quantity in MC. A possible bias in the fit is checked for by using toy MC samples, for the same values of M_{A^0} or M_χ used to generate the signal MC samples. For each signal mass, a toy MC is generated using the background and signal PDFs. The number of background events in the toy MC is obtained from the background-only fit to the $\Upsilon(2S)$ on-resonance data and it is generated following the Poisson distribution. The signal yield is varied from zero to 11 events. For each signal mass and each signal yield,

we generate 1000 toy MC events. We observe a fit bias of 0.001 for the on-shell signal and observe a bias that depends on M_χ for the off-shell signal. The largest fit bias for the off-shell process, 3.6 events, occurs at $M_\chi \approx 3.5 \text{ GeV}/c^2$, which corresponds to a photon energy range $1 < E_\gamma^* < 2 \text{ GeV}$. In this range, the leptonic decay background influences the measured signal yield. Therefore, we assign a systematic uncertainty due to fit bias that varies with M_χ for the off-shell signal, and assign a 0.001 event systematic uncertainty for the on-shell signal. Systematic uncertainties due to the PDF shapes are estimated by refitting with the shape parameters and the predicted f_{ll} varied within their uncertainties. The continuum shape in the recoil mass distribution is also refit with a first-order Chebyshev polynomial function. We repeat the likelihood scan for each variation of this kind, and add in quadrature all of the resulting variations in the fitted yield at that signal mass. The largest systematic uncertainty of shape parameters is 2.5 and 2.8 events for the on-shell and the off-shell signal, respectively. We quote fit variation uncertainties depending on M_{A^0} and M_χ .

The estimated systematic uncertainty is included in the likelihood and we obtain the 90% C.L. upper limits on $\mathcal{B}(\Upsilon(1S) \rightarrow \gamma A^0) \times \mathcal{B}(A^0 \rightarrow \chi\chi)$ and $\mathcal{B}(\Upsilon(1S) \rightarrow \gamma\chi\chi)$ shown in Fig. 2. For the on-shell process, we achieve slightly better sensitivity in the low mass region than the BaBar result, and comparable or worse sensitivity in the high mass region. This low sensitivity is due to the lower trigger efficiency of Belle in that mass region. For the off-shell process, we achieve better limits than BaBar for all masses. Our limits are dominated by statistical uncertainties.

The limit on the BF of the off-shell process can be converted into a WIMP-nucleon scattering cross section limit by using the procedure in Ref. [17]. The off-shell process generated in this analysis corresponds to the S1 operator in Ref. [17], and we set new spin-independent (SI) WIMP-nucleon cross section limits, shown in Fig. 3. We place one set of limits assuming that the WIMP couples to all quarks, and another set of limits assuming it couples to b-quarks only. These limits extend down into the interesting low-mass WIMP region unreachable by currently running direct detection experiments. It should be noted that these limits are valid regardless of whether the CP-odd light Higgs exists, but they do assume the existence of some new spin-zero boson, because the S1 operator is used to set the limit.

To conclude, we have performed the first Belle search for the on-shell process, $\Upsilon(1S) \rightarrow \gamma A^0$ with $A^0 \rightarrow \chi\chi$, and the off-shell process, $\Upsilon(1S) \rightarrow \gamma\chi\chi$, and have set upper limits on the branching fractions at 90% C.L. in the mass ranges $0 < M_{A^0} < 8.97 \text{ GeV}/c^2$ and $0 < M_\chi < 4.44 \text{ GeV}/c^2$. Our results improve on the existing limits from BaBar, mainly for the off-shell case. We have used the Belle branching fraction limit on the off-shell

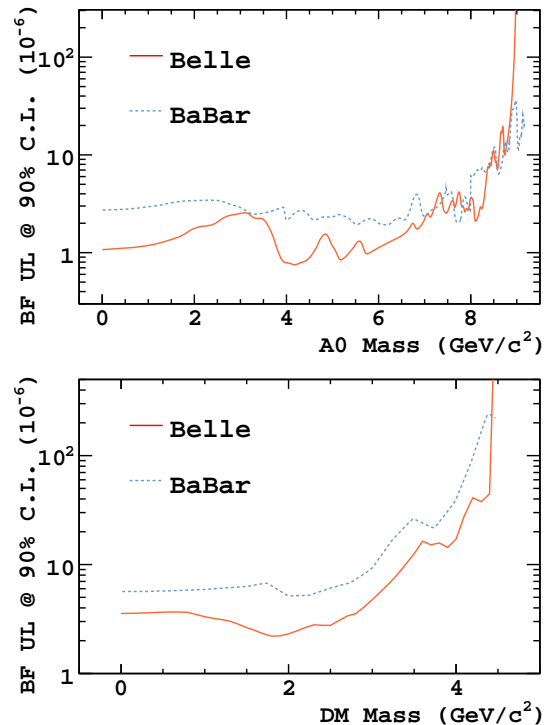


FIG. 2. 90% C.L. upper limits on the BFs of the on-shell process $\Upsilon(1S) \rightarrow \gamma A^0$ with $A^0 \rightarrow \chi\chi$ (top) and the off-shell process $\Upsilon(1S) \rightarrow \gamma\chi\chi$ (bottom). The orange solid curves are the Belle limits and the blue dashed curves are the BaBar limits.

process to set new limits on the SI WIMP-nucleon scattering cross section. We uniquely constrain the low mass dark matter region where direct detection experiments do not yet have sensitivity, under the general assumption that a new spin-zero boson exists. We expect that this work can be extended significantly in the near future by using data from the Belle II experiment, which is currently being commissioned [29], and by searching for WIMPs assuming other contact operators, as discussed in Ref. [17].

We thank the KEKB group for excellent operation of the accelerator; the KEK cryogenics group for efficient solenoid operations; and the KEK computer group, the NII, and PNNL/EMSL for valuable computing and SINET5 network support. We acknowledge support from MEXT, JSPS and Nagoya's TLPSC (Japan); ARC (Australia); FWF (Austria); NSFC and CCEPP (China); MSMT (Czechia); CZF, DFG, EXC153, and VS (Germany); DST (India); INFN (Italy); MOE, MSIP, NRF, RSRI, FLRFAS project and GSDC of KISTI (Korea); MNiSW and NCN (Poland); MSHE under contract 14.W03.31.0026 (Russia); ARRS (Slovenia); IKER-BASQUE and MINECO (Spain); SNSF (Switzerland); MOE and MOST (Taiwan); and DOE and NSF (USA).

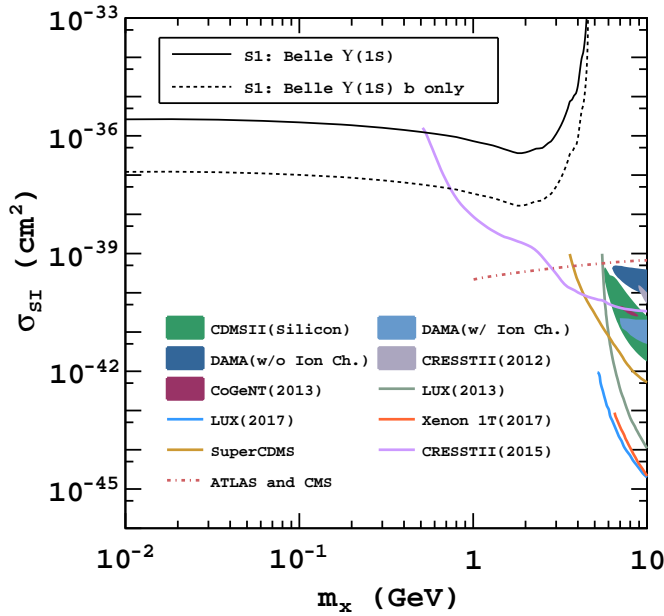


FIG. 3. WIMP-nucleon spin-independent scattering cross-section limits at 90% C.L. The black solid and dashed curves are the upper limits obtained by assuming the WIMP couples to all quarks and only b-quarks, respectively. The 90% C.L. exclusion limits of LUX [18], CRESST II [19], SuperCDMS [20], and ATLAS [21, 22] and CMS [23, 24] are shown for reference; and the 90% C.L. signal regions of CRESST II [25], CoGeNT [26], DAMA/LIBRA [27], and CDMS II (Silicon) [28] are also shown.

[1] G. L. Kane and M. Shifman, *The supersymmetric world: The beginning of the theory*, Singapore, Singapore: World Scientific (2000) 271.
[2] D. B. Kaplan, *Phys. Rev. Lett.* **68**, 741 (1992) doi:10.1103/PhysRevLett.68.741.
[3] D. E. Kaplan, M. A. Luty and K. M. Zurek, *Phys. Rev. D* **79**, 115016 (2009) doi:10.1103/PhysRevD.79.115016 [arXiv:0901.4117 [hep-ph]].
[4] J. F. Gunion, D. Hooper and B. McElrath, *Phys. Rev. D* **73**, 015011 (2006) doi:10.1103/PhysRevD.73.015011 [hep-ph/0509024].
[5] K. Petraki and R. R. Volkas, *Int. J. Mod. Phys. A* **28**, 1330028 (2013) doi:10.1142/S0217751X13300287 [arXiv:1305.4939 [hep-ph]].
[6] U. Ellwanger, C. Hugonie and A. M. Teixeira, *Phys. Rept.* **496**, 1 (2010) doi:10.1016/j.physrep.2010.07.001 [arXiv:0910.1785 [hep-ph]].
[7] P. Fayet, *Phys. Rev. D* **74**, 054034 (2006) doi:10.1103/PhysRevD.74.054034 [hep-ph/0607318].
[8] G. K. Yeghiyan, *Phys. Rev. D* **80**, 115019 (2009)

doi:10.1103/PhysRevD.80.115019 [arXiv:0909.4919 [hep-ph]].
[9] P. del Amo Sanchez *et al.* [BaBar Collaboration], *Phys. Rev. Lett.* **107**, 021804 (2011) doi:10.1103/PhysRevLett.107.021804 [arXiv:1007.4646 [hep-ex]].
[10] J. Brodzicka *et al.* [Belle Collaboration], *PTEP* **2012**, 04D001 (2012) doi:10.1093/ptep/pts072 [arXiv:1212.5342 [hep-ex]].
[11] A. Abashian *et al.* (Belle Collab.), *Nucl. Instr. and Meth. A* **479**, 117 (2002).
[12] T. Abe *et al.*, *Prog. Theor. Exp. Phys.* **2013**, 03A001 (2013).
[13] D. J. Lange, *Nucl. Instrum. Meth. A* **462**, 152 (2001).
[14] C. Patrignani *et al.* [Particle Data Group], *Chin. Phys. C* **40**, 100001 (2016) doi:10.1088/1674-1137/40/10/100001.
[15] M. J. Oreglia, Ph.D. Thesis, report SLAC-R-236 (1980), Appendix D.
[16] I. Seong, Ph.D Thesis, report KEK-BF-BELLE (2017).
[17] N. Fernandez, I. Seong and P. Stengel, *Phys. Rev. D* **93**, 054023 (2016) doi:10.1103/PhysRevD.93.054023 [arXiv:1511.03728 [hep-ph]].
[18] D. S. Akerib *et al.* [LUX Collaboration], *Phys. Rev. Lett.* **118**, 021303 (2017) doi:10.1103/PhysRevLett.118.021303 [arXiv:1608.07648 [astro-ph.CO]].
[19] G. Angloher *et al.* [CRESST Collaboration], *Eur. Phys. J. C* **76**, 25 (2016) doi:10.1140/epjc/s10052-016-3877-3 [arXiv:1509.01515 [astro-ph.CO]].
[20] R. Agnese *et al.* [SuperCDMS Collaboration], *Phys. Rev. Lett.* **112**, 241302 (2014) doi:10.1103/PhysRevLett.112.241302 [arXiv:1402.7137 [hep-ex]].
[21] G. Aad *et al.* [ATLAS Collaboration], *Phys. Rev. D* **91**, 012008 (2015) Erratum: [*Phys. Rev. D* **92**, 059903 (2015)] doi:10.1103/PhysRevD.92.059903, 10.1103/PhysRevD.91.012008 [arXiv:1411.1559 [hep-ex]].
[22] G. Aad *et al.* [ATLAS Collaboration], *Eur. Phys. J. C* **75**, 299 (2015) Erratum: [*Eur. Phys. J. C* **75**, no. 9, 408 (2015)] doi:10.1140/epjc/s10052-015-3517-3, 10.1140/epjc/s10052-015-3639-7 [arXiv:1502.01518 [hep-ex]].
[23] V. Khachatryan *et al.* [CMS Collaboration], *Phys. Lett. B* **755**, 102 (2016) doi:10.1016/j.physletb.2016.01.057 [arXiv:1410.8812 [hep-ex]].
[24] V. Khachatryan *et al.* [CMS Collaboration], *Eur. Phys. J. C* **75**, 235 (2015) doi:10.1140/epjc/s10052-015-3451-4 [arXiv:1408.3583 [hep-ex]].
[25] G. Angloher *et al.*, *Eur. Phys. J. C* **72**, 1971 (2012) doi:10.1140/epjc/s10052-012-1971-8 [arXiv:1109.0702 [astro-ph.CO]].
[26] C. E. Aalseth *et al.*, arXiv:1401.6234 [astro-ph.CO].
[27] C. Savage, G. Gelmini, P. Gondolo and K. Freese, *JCAP* **0904**, 010 (2009) doi:10.1088/1475-7516/2009/04/010 [arXiv:0808.3607 [astro-ph]].
[28] R. Agnese *et al.* [CDMS Collaboration], *Phys. Rev. Lett.* **111**, 251301 (2013) doi:10.1103/PhysRevLett.111.251301 [arXiv:1304.4279 [hep-ex]].
[29] P. M. Lewis *et al.*, doi:10.1016/j.nima.2018.05.071 [arXiv:1802.01366 [physics.ins-det]].