

Diagrammatic proof of the large N melonic dominance in the SYK model

V. Bonzom · V. Nador · A. Tanasa

Received: date / Accepted: date

Abstract A crucial result on the celebrated Sachdev-Ye-Kitaev model is that its large N limit is dominated by melonic graphs. In this letter we offer a rigorous, diagrammatic proof of that result by direct, combinatorial analysis of its Feynman graphs.

Keywords Sachdev-Ye-Kitaev model · melonic graphs · tensor models

Introduction

The Sachdev-Ye model [25] was initially introduced within a condensed matter perspective in the early nineties. Kitaev [18], in a series of talks, exposed its connection to the celebrated AdS/CFT correspondence. The model is now known as the Sachdev-Ye-Kitaev (SYK) model.

It has attracted a huge deal of interest from both condensed matter, see for example [23], and high energy physics communities, see for example [21], [24], [13], [7], [14], [2], [4] and references within.

A crucial property of the SYK model is that the large N limit, where N is the number of fermions, is dominated by the set of melonic graphs. Remarkably, those graphs had been known to dominate the large N limit of random tensor models [15], N being here the size of the tensor. This is true for the Gurau's colored tensor model [6], Tanasa's multiorientable model [11], [26], Tanasa and Carrozza's model

V. Bonzom is partially supported by the CNRS Infini ModTens grant and by the ANR MetAConC project ANR-15-CE40-0014.

V. Nador is fully supported by CNRS Infini ModTens grant.

A. Tanasa is partially supported by the CNRS Infini ModTens grant.

V. Bonzom

LIPN, UMR CNRS 7030, Institut Galilée, Université Paris 13, 99, avenue Jean-Baptiste Clément, 93430 Villetaneuse, France, EU

E-mail: bonzom@lipn.univ-paris13.fr

V. Nador

LaBRI, Université de Bordeaux, 351 cours de la Libération, 33405 Talence, France, EU E-mail: victor.nador@ens-lyon.fr

A. Tanasa

LaBRI, Université de Bordeaux, 351 cours de la Libération, 33405 Talence, France, EU E-mail: ntanasa@u-bordeaux.fr

[10]. Even for tensor models whose large N limit does not consist of melonic graphs, the universality class of melonic graphs is easily stumbled upon [5].

The large N melonic dominance is mentioned in Kitaev's original talk or in the seminal article [21], to name only a few of the very well-known references mentioning it. It is a direct cause of interesting properties of the model, in particular the form of the Schwinger-Dyson equation for the 2-point function, which leads to conformal invariance in the IR.

The large N dominance of melonic graphs in both the SYK model and tensor models triggered interesting developments, starting from the Gurau-Witten model [27] and the CTKT model [20]. This has motivated $1/N$ expansions for new tensorial models [9], [1], [3], [17] and the new field of tensor quantum mechanics [22], [12], [19], [8].

A proposal which is very close to both the SYK model and unitary-invariant tensor models is the so-called colored SYK model, initially introduced in [13] and [16], where the fermions come in several flavors, or colors, and only different colors can interact. In this model and in the Gurau-Witten model, combinatorial methods originating from the study of tensor models can be used, for instance to identify the Feynman graphs which contribute at a given order in the $1/N$ expansion [16], [7].

However, combinatorial proofs have been of limited use so far in the original SYK model. One reason is that colors (or flavors) have been crucial to most combinatorial results in tensor models but the Feynman graphs of the SYK model have no colors (only recently new methods have been found to deal with tensor models without colors [9], [1], [3], [17], but have not been applied to the original SYK model to the best of our knowledge).

In this letter we give a mathematically rigorous proof the dominance of melonic graphs of the SYK model, Theorem 1. One might expect it to be difficult without the notion of colors. As it turns out, even for graphs without colors, the set of melonic graphs is simple enough that our direct, combinatorial approach remains quite elementary. It revolves around the fact that ultimately, melonic graphs are characterized by their 2-cuts, so we can study the large N behavior of Feynman graphs under 2-cuts.

We present the set of Feynman graphs to be studied in Section 1, then we introduce melonic graphs and prove Theorem 1 in Section 2.

1 Diagrammatic expansion of the SYK model

1.1 Definition of the SYK model

The SYK model has N Majorana fermions coupled via a q -body random interaction

$$H_{SYK} = i^{q/2} \sum_{i_1, \dots, i_q} J_{i_1 \dots i_q} \psi_{i_1}(t) \cdots \psi_{i_q}(t), \quad (1)$$

where $J_{i_1 \dots i_q}$ is the coupling constant. Quenching means that it is a random tensor with a Gaussian distribution such that

$$\langle J_{i_1 \dots i_q} \rangle = 0 \quad \text{and} \quad \langle J_{i_1 \dots i_q} J_{j_1 \dots j_q} \rangle = 6J^2 N^{-(q-1)} \prod_{m=1}^q \delta_{i_m, j_m} \quad (2)$$

The fields $\psi_i(t)$ satisfy fermionic anticommutation relation $\{\psi_i(t), \psi_j(t)\} = \delta_{i,j}$.

1.2 Stranded structure of the Feynman graphs

When doing perturbation theory, the interaction term is represented by a vertex with q incident fermionic lines. Each fermionic line $m = 1 \dots, q$ carries an index $i_m = 1, \dots, N$ which is contracted at the vertex with a coupling constant $J_{i_1 \dots i_q}$. The free energy expands onto those connected, q -regular graphs.

Averaging over the disorder is performed using Wick contractions between the J s sitting on vertices, with covariance (2). Each vertex thus receives an additional line, which we represent as a dashed line and call a **disorder line**. An example of such a Feynman graph of the SYK model is given in Fig. 1.

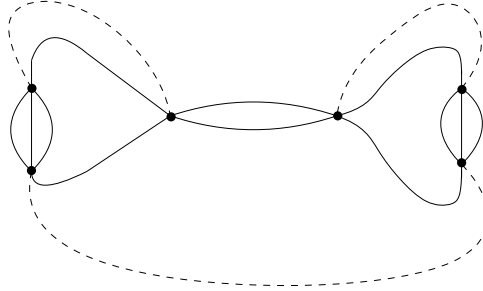


Fig. 1 An example of a Feynman graph of the $q = 4$ SYK model.

The above description of the Feynman graphs is however not enough to describe the $1/N$ expansion as it ignores the indices of the random couplings. Indeed a disorder line propagates in fact q field indices, where the field index of fermionic line incident on a vertex is identified with the index of a fermionic line at another vertex. We thus have to represent a disorder line as a line made of q strands where each strand connects fermionic lines as follows

$$\langle J_{i_1 \dots i_q} J_{j_1 \dots j_q} \rangle = \begin{array}{ccc} i_1 & & j_1 \\ & \delta_{i_1 j_1} & \\ i_2 & \text{---} & j_2 \\ & \vdots & \\ & \delta_{i_2 j_2} & \\ & \vdots & \\ & \delta_{i_q j_q} & \\ i_q & & j_q \end{array} \quad (3)$$

Here the grey discs represent the Feynman vertices.

We denote \mathbb{G} the set of Feynman graphs of the SYK model with stranded disorder lines. For $G \in \mathbb{G}$, we further denote $G_0 \subset G$ the q -regular graph obtained by removing the strands of the disorder lines, see Fig. 2. Due to the quenching averaging the fermionic free energy over the disorder, G_0 is connected. Moreover, due to the Wick contractions, each vertex has exactly one incident disorder line. This implies that G , hence G_0 , have an even number of vertices.

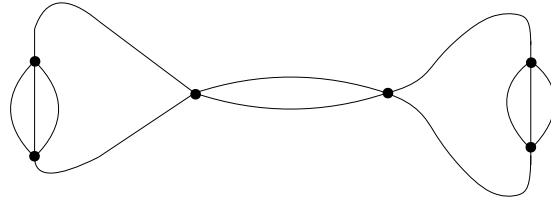
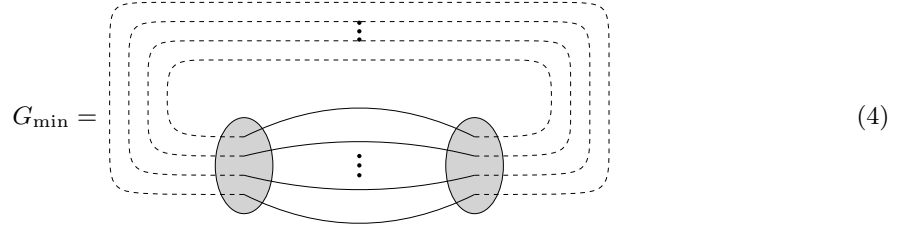


Fig. 2 The graph obtained after deleting of the disorder lines of the graph of Fig. 1.

There is a single graph with two vertices



and $G_{0,\min} = \begin{array}{c} \text{---} \\ \vdots \\ \text{---} \end{array}$.

The field index is preserved along each fermionic line and along each strand of disorder lines. This means that there is a free sum for each cycle made of those lines, thereby contributing to a factor N .

Definition 1 (Faces) A cycle made of alternating fermionic lines and strands of disorder lines is called a face. We denote $F(G)$ the number of faces of $G \in \mathbb{G}$.

$G \in \mathbb{G}$ thus receives a factor N per face. It also receives a factor $N^{-(q-1)}$ for each disorder line. The weight of a graph is thus

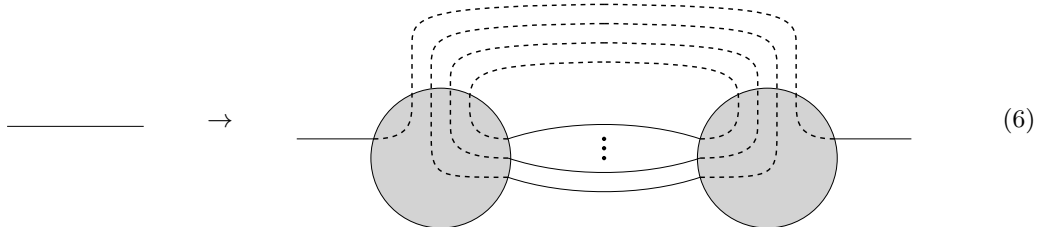
$$W(G) = N^{\delta(G)} \quad \text{with} \quad \delta(G) = F(G) - (q-1)V(G)/2 \quad (5)$$

where $V(G)$ is the number of vertices. To find the large N limit, we can thus find the graphs which maximize the number of faces at fixed number of vertices.

2 Proof of the melonic dominance in the large N limit

2.1 Melonic graphs

Definition 2 (Melonic graphs) A melonic move is the insertion, on a fermionic line, of the following 2-point graph



A melonic graph is a graph obtained from G_{\min} by repeated melonic moves. An example is provided in Fig. 3.

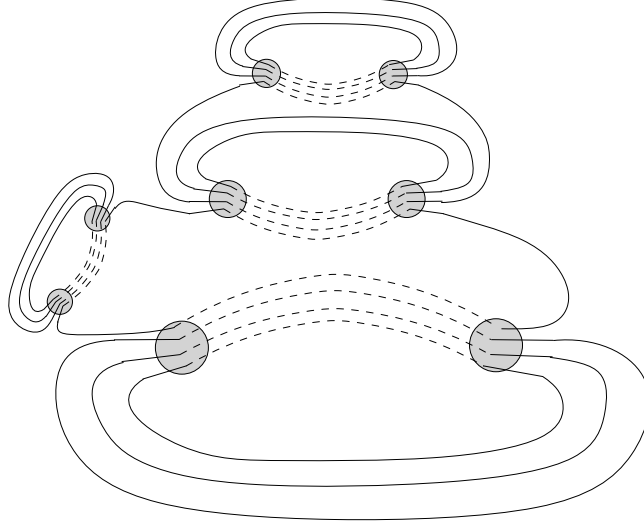


Fig. 3 An example of melonic graph

The number of faces of melonic graphs is easily found.

Proposition 1 *A melonic move adds two vertices and $q - 1$ faces. The number of faces of melonic graphs is*

$$F(G) = q + (q - 1) \frac{V(G) - 2}{2} \quad (7)$$

hence $\delta(G) = 1$ for melonic graphs.

Proof The first statement is trivial from the definition of the melonic move. The number of faces is then obtained by induction. Indeed, $F(G_{\min}) = q$ at $V(G) = 2$ for G_{\min} the only melonic graph with two vertices. The induction is completed by using the first statement. $\delta(G) = 1$ follows from the expression of $\delta(G)$ in (5). \square

Melonic graphs satisfy a gluing rule which generalizes the melonic move (and originates from it obviously).

Proposition 2 *Let $G_1, G_2 \in \mathbb{G}$ be two melonic graphs and e_1 in G_1 , e_2 in G_2 two fermionic lines. Cut open G_1 on e_1 to get a 2-point function $G_1^{(e_1)}$ and similarly with G_2 . There are two ways to glue $G_1^{(e_1)}$ and $G_2^{(e_2)}$. The resulting graphs, $G_1^{(e_1)} \star G_2^{(e_2)}$ and $G_1^{(e_1)} \bar{\star} G_2^{(e_2)}$, are melonic.*

Proof It is sufficient to consider one of the two gluings, say $G_1^{(e_1)} \star G_2^{(e_2)}$. This is proved by induction on the number of vertices of G_1 . If G_1 has two vertices, $G_1 = G_{\min}$ and the insertion of $G_1^{(e_1)}$ is the melonic move on e_2 .

Assume the proposition holds for graphs G_1 with $V - 2$ vertices and consider a new melonic G_1 with V vertices. It is obtained from a melonic move performed on the melonic graph G'_1 on the fermionic line

e'_1 . The idea is then to find the line e_1 in G'_1 , form $G_1^{(e_1)} \star G_2^{(e_2)}$ which is melonic from the induction hypothesis and then perform the melonic move on e'_1 to get $G_1^{(e_1)} \star G_2^{(e_2)}$ which will thus be melonic too. This is summarized in the following commutative diagram

$$\begin{array}{ccc}
& \text{Cutting } e_1 \text{ and} \\
& \text{inserting } G_2^{(e_2)} \\
G'_1 & \xrightarrow{\hspace{1.5cm}} & G_1^{(e_1)} \star G_2^{(e_2)} \\
\downarrow \text{Melonic} & & \downarrow \text{Melonic} \\
\text{move on } e'_1 & & \text{move on } e'_1 \\
G_1 & \xrightarrow{\hspace{1.5cm}} & G_1^{(e_1)} \star G_2^{(e_2)} \\
& \text{Cutting } e_1 \text{ and} \\
& \text{inserting } G_2^{(e_2)}
\end{array} \tag{8}$$

We thus want to use the path from G'_1 to $G_1^{(e_1)} \star G_2^{(e_2)}$ which goes right then down. To do so, since e_1 is defined in G_1 and e'_1 in G'_1 , we have to identify the equivalent lines, e_1 in G'_1 on which to open it, and e'_1 in $G_1^{(e_1)} \star G_2^{(e_2)}$ on which to perform a melonic insertion.

Notice that when the melonic move is performed on e'_1 , the latter is split into two, e_{1L} and e_{1R} on each side of the melonic insertion in G_1 .

If $e_1 \neq e_{1L}, e_{1R}$, then there is a well-identified e_1 in G'_1 such that performing the melonic move on e'_1 in the 2-point graph $G_1^{(e_1)}$ gives $G_1^{(e_1)}$. Notice that e'_1 is identified in $G_1^{(e_1)}$ by trivial inclusion. We can then consider $G_1^{(e_1)} \star G_2^{(e_2)}$ to be melonic and perform the melonic move on e'_1 .

If $e_1 = e_{1L}$ (or e_{1R}), it means that we can identify e_1 with e'_1 in G'_1 and reproduce the above reasoning. \square

2.2 2-cuts

We recall that a 2-cut is a pair of edges in a graph whose removal (or equivalently cutting) disconnects the graph. We also recall that following (5) we are looking for the graphs which maximize the number of faces at fixed number of vertices. Let us denote the maximal number of faces on V vertices

$$F_{\max}(V) = \max_{\{G \in \mathbb{G}, V(G)=V\}} F(G) \tag{9}$$

and the set of graphs maximizing $F(G)$ at fixed V

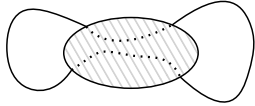
$$\mathbb{G}_{\max}(V) = \{G \in \mathbb{G}, \text{ s.t. } V(G) = V \text{ and } F(G) = F_{\max}(V)\} \tag{10}$$

Proposition 3 *Let $G \in \mathbb{G}$ and e_1, e_2 two fermionic lines in G which belong to the same face. If $\{e_1, e_2\}$ is not a 2-cut in G , then $G \notin \mathbb{G}_{\max}(V(G))$.*

In other words, if there exist two lines in the same face which do not form a 2-cut, the graph is not dominant at large N .

Proof There are two cases to distinguish: whether $\{e_1, e_2\}$ is a 2-cut or not in G_0 .

$\{e_1, e_2\}$ is not a 2-cut in G_0 . We draw G as

$$G = e_1 \text{ (diagram) } e_2 \quad (11)$$


where the dotted lines represent the paths alternating fermionic lines and strands of disorder lines which constitute the face e_1 and e_2 belongs to.

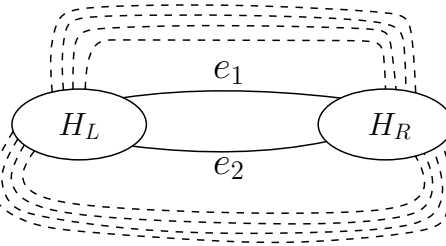
Now consider G' obtained by cutting e_1 and e_2 and regluing the half-lines in the unique way which creates one additional face,

$$G' = \text{(diagram)} \quad (12)$$

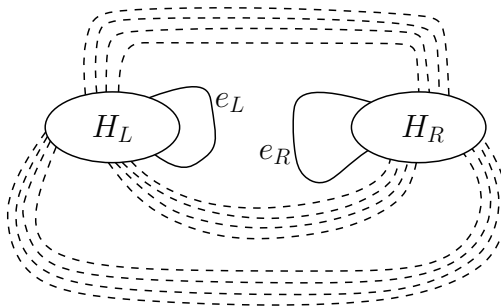

G'_0 is connected since $\{e_1, e_2\}$ is not a 2-cut in G_0 , and hence $G' \in \mathbb{G}$. No other faces of G are affected. Therefore $F(G') = F(G) + 1$ and thus $G \notin \mathbb{G}_{\max}(V(G))$.

$\{e_1, e_2\}$ is not a 2-cut in G_0 . An example of this situation is when G_0 is melonic but G is not because the disorder lines are added in a way which does not respect melonicity.

In this case, G looks like

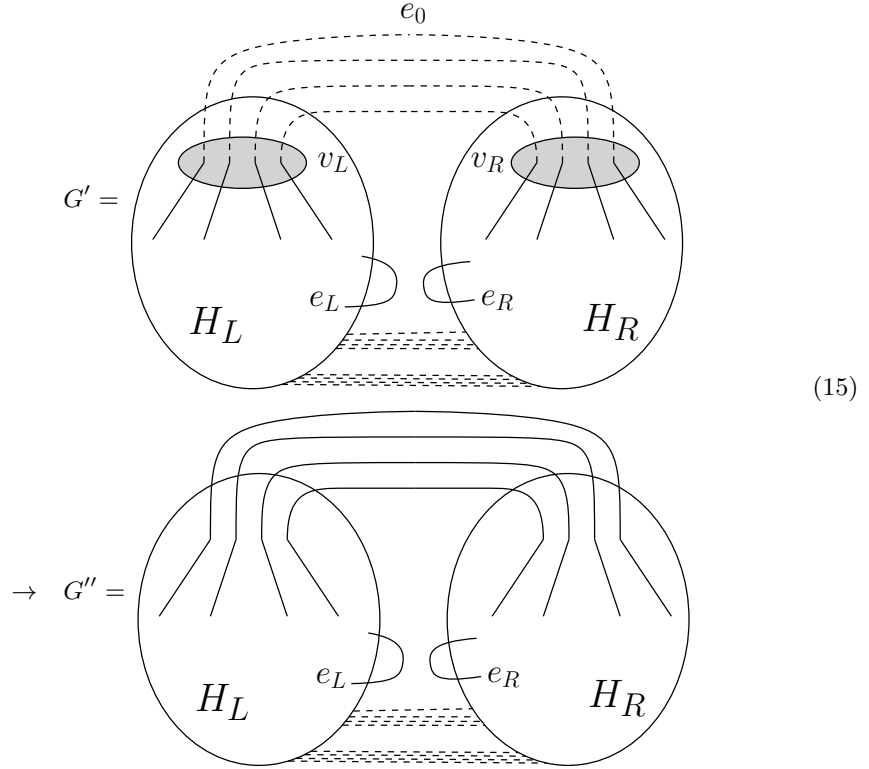
$$G = \text{(diagram)} \quad (13)$$


i.e. H_L and H_R are both connected, and the only lines between them are e_1, e_2 and some disorder lines. Consider G' obtained by cutting e_1 and e_2 and regluing the half-lines as follows

$$G' = \text{(diagram)} \quad (14)$$


Notice that $G' \notin \mathbb{G}$ since G'_0 consists of two connected components G'_{0L} and G'_{0R} .

Consider a disorder line e_0 between them. It joins two vertices v_L in G'_{0L} and v_R in G'_{0R} . We perform the contraction of the disorder line e_0 as follows



It removes v_L, v_R and e_0 and joins the pending fermionic lines which were connected by the strands of e_0 . The key point is that $G'' \in \mathbb{G}$ now since the contraction of e_0 connects the two disjoint components of G'_0 by q fermionic lines.

Let us now analyze the variations of the number of faces from G to G'' . First from G to G' : in G the lines e_1, e_2 belong to the same face, while e_L and e_R may or may not belong to the same face in G' , hence

$$F(G) \leq F(G'). \quad (16)$$

Then the contraction of e_0 does not change the number of faces. Here for this to be true, it is key that that e_0 connects two disjoint components of G'_0 . Therefore $F(G) \leq F(G'')$. To conclude the proof, notice that G'' has two vertices less than G . Therefore we can perform a melonic insertion on any fermionic line of G'' to get a graph $\tilde{G} \in \mathbb{G}$ with $V(G) = V(\tilde{G})$ and crucially

$$F(\tilde{G}) = F(G'') + q - 1 \quad (17)$$

as in Proposition 1. For $q > 1$ it comes that $F(G) < F(\tilde{G})$ and thus $G \notin \mathbb{G}_{\max}(V(G))$. \square

2.3 Large N limit

We now prove that the graphs which are dominant in the large N limit of the SYK model are the melonic graphs.

Theorem 1 *The weight of $G \in \mathbb{G}$ is bounded as*

$$\delta(G) \leq 1 \quad (18)$$

Moreover, the graphs such that $\delta(G) = 1$ are the melonic graphs.

Using the notation of Proposition 3, this gives

$$\bigcup_{V \text{ even}} \mathbb{G}_{\max}(V) = \{G \in \mathbb{G}, \text{ s.t. } \delta(G) = 1\} = \{\text{Melonic graphs}\}. \quad (19)$$

Proof We proceed by induction.

First, G_{\min} is melonic by definition. It has $F(G_{\min}) = q$ and $V(G_{\min}) = 2$ hence satisfies $\delta(G_{\min}) = 1$. Since it is the only graph on two vertices, the theorem indeed holds on two vertices.

Let $V \geq 4$ even. We assume the theorem is true up to $V - 2$ vertices and consider $G \in \mathbb{G}$ with $V(G) = V$ vertices. Due to Proposition 3, we know that all pairs $\{e_1, e_2\}$ with e_1, e_2 two fermionic lines belonging in a common face must be 2-cuts in G .

Then any such pair $\{e_1, e_2\}$ also is a 2-cut in G_0 and G takes the form

$$G = \begin{array}{c} \text{---} e_1 \text{---} \\ \text{---} e_2 \text{---} \\ \text{---} \end{array} \begin{array}{c} \text{---} \\ \text{---} \\ \text{---} \end{array} \quad (20)$$

where H_L, H_R are connected, 2-point graphs. We cut e_1 and e_2 and glue the resulting half-lines to close H_L and H_R into G_L, G_R ,

$$G_L = \begin{array}{c} \text{---} \\ \text{---} \end{array} \begin{array}{c} \text{---} \\ \text{---} \end{array} \begin{array}{c} \text{---} \\ \text{---} \end{array} e_L \quad G_R = \begin{array}{c} \text{---} \\ \text{---} \end{array} \begin{array}{c} \text{---} \\ \text{---} \end{array} \begin{array}{c} \text{---} \\ \text{---} \end{array} \quad (21)$$

In the notations of Proposition 2, we have $H_L = G_L^{(e_L)}$ and $H_R = G_R^{(e_R)}$. Moreover

$$G = H_L \star H_R. \quad (22)$$

Since e_1 and e_2 are in the same face, we have

$$F(G) = F(G_L) + F(G_R) - 1, \quad (23)$$

and $F(G)$ is maximal if and only if $F(G_L)$ and $F(G_R)$ are. From the induction hypothesis, this requires G_L and G_R to be melonic. Then $G = H_L \star H_R$ is melonic too according to Proposition 2. \square

We get as a corollary of Theorem 1 and Proposition 3 a characterization of melonic graphs.

Corollary 1 *$G \in \mathbb{G}$ is melonic if and only if all pairs $\{e_1, e_2\}$ of fermionic lines which belong in a common face are 2-cuts.*

References

1. Benedetti, D., Carrozza, S., Gurau, R., Kolanowski, M.: The $1/N$ expansion of the symmetric traceless and the antisymmetric tensor models in rank three (2017)
2. Benedetti, D., Carrozza, S., Gurau, R., Sfondrini, A.: Tensorial Gross-Neveu models. *JHEP* **01**, 003 (2018). DOI 10.1007/JHEP01(2018)003
3. Benedetti, D., Carrozza, S., Gurau, R., Sfondrini, A.: Tensorial Gross-Neveu models. *JHEP* **01**, 003 (2018). DOI 10.1007/JHEP01(2018)003
4. Benedetti, D., Gurau, R.: 2PI effective action for the SYK model and tensor field theories. *JHEP* **05**, 156 (2018). DOI 10.1007/JHEP05(2018)156
5. Bonzom, V.: Large N Limits in Tensor Models: Towards More Universality Classes of Colored Triangulations in Dimension $d \geq 2$. *SIGMA* **12**, 073 (2016). DOI 10.3842/SIGMA.2016.073
6. Bonzom, V., Gurau, R., Riello, A., Rivasseau, V.: Critical behavior of colored tensor models in the large N limit. *Nucl. Phys.* **B853**, 174–195 (2011). DOI 10.1016/j.nuclphysb.2011.07.022
7. Bonzom, V., Lionni, L., Tanasa, A.: Diagrammatics of a colored SYK model and of an SYK-like tensor model, leading and next-to-leading orders. *J. Math. Phys.* **58**(5), 052301 (2017). DOI 10.1063/1.4983562
8. Bulycheva, K., Klebanov, I.R., Milekhin, A., Tarnopolsky, G.: Spectra of Operators in Large N Tensor Models. *Phys. Rev.* **D97**(2), 026016 (2018). DOI 10.1103/PhysRevD.97.026016
9. Carrozza, S.: Large N limit of irreducible tensor models: $O(N)$ rank-3 tensors with mixed permutation symmetry. *JHEP* **06**, 039 (2018). DOI 10.1007/JHEP06(2018)039
10. Carrozza, S., Tanasa, A.: $O(N)$ Random Tensor Models. *Lett. Math. Phys.* **106**(11), 1531–1559 (2016). DOI 10.1007/s11005-016-0879-x
11. Dartois, S., Rivasseau, V., Tanasa, A.: The $1/N$ expansion of multi-orientable random tensor models. *Annales Henri Poincaré* **15**, 965–984 (2014). DOI 10.1007/s00023-013-0262-8
12. Giombi, S., Klebanov, I.R., Popov, F., Prakash, S., Tarnopolsky, G.: Prismatic Large N Models for Bosonic Tensors (2018)
13. Gross, D., Rosenhaus, V.: All point correlation functions in syk. *Journal of High Energy Physics* (2017). Arxiv:1710.08113
14. Gurau, R.: Quenched equals annealed at leading order in the colored SYK model. *EPL* **119**(3), 30003 (2017). DOI 10.1209/0295-5075/119/30003
15. Gurau, R.: *Random Tensor Models*. Oxford University Press (2017)
16. Gurau, R.: The complete $1/N$ expansion of a SYKlike tensor model. *Nucl. Phys.* **B916**, 386–401 (2017). DOI 10.1016/j.nuclphysb.2017.01.015
17. Gurau, R.: The $1/N$ expansion of tensor models with two symmetric tensors. *Commun. Math. Phys.* **360**(3), 985–1007 (2018). DOI 10.1007/s00220-017-3055-y
18. Kitaev, A.: A simple model of quantum holography (2015). URL <http://online.kitp.ucsb.edu/online/entangled15/kitaev/>. KITP Program: Entanglement in Strongly-Correlated Quantum Matter
19. Klebanov, I.R., Milekhin, A., Popov, F., Tarnopolsky, G.: Spectra of eigenstates in fermionic tensor quantum mechanics. *Phys. Rev.* **D97**(10), 106023 (2018). DOI 10.1103/PhysRevD.97.106023
20. Klebanov, I.R., Tarnopolsky, G.: Uncolored random tensors, melon diagrams, and the Sachdev-Ye-Kitaev models. *Phys. Rev.* **D95**(4), 046004 (2017). DOI 10.1103/PhysRevD.95.046004
21. Maldacena, J., Stanford, D.: Comments on the sachdev-ye-kitaev model. *Physical Review D* **94** (2016)
22. Pakrouski, K., Klebanov, I.R., Popov, F., Tarnopolsky, G.: Spectrum of Majorana Quantum Mechanics with $O(4)^3$ Symmetry (2018)
23. Parcollet, O., Georges, A.: Non-Fermi-liquid regime of a doped Mott insulator. *Phys. Rev. B* **59**, 5341–5360 (1999)
24. Polchinski, J., Rosenhaus, V.: The spectrum in the sachdev-ye-kitaev model. *Journal of High Energy Physics* (2016). Arxiv:1601.06768
25. Sachdev, S., Ye, J.: Gapless Spin-Fluid Ground State in a Random Quantum Heisenberg Magnet. *Physical Review Letters* (1992). Arxiv:9212030
26. Tanasa, A.: The Multi-Orientable Random Tensor Model, a Review. *SIGMA* **12**, 056 (2016). DOI 10.3842/SIGMA.2016.056
27. Witten, E.: An SYK-Like Model Without Disorder (2016)