

# Top FCNC searches at HL-LHC with the CMS experiment

Petr Mandrik<sup>1\*</sup> on behalf of the CMS Collaborations

<sup>1</sup>NRC “Kurchatov Institute” – IHEP, Protvino

**Abstract.** The Large Hadron Collider is the world’s largest and highest center-of-mass energy particle accelerator. During the Phase I operation it is expected that the LHC operated at a centre-of-mass energy of 13 TeV will deliver to the CMS experiment total integrated luminosity of  $\sim 300 \text{ fb}^{-1}$  till 2023. The High Luminosity LHC upgrade is expected to run at a centre-of-mass energy of 14 TeV and will allow ATLAS and CMS to collect integrated luminosities of the order of  $300 \text{ fb}^{-1}$  per year, and up to  $3000 \text{ fb}^{-1}$  during the HL-LHC projected lifetime of ten years. The large expected integrated luminosity enables the exploration of the multi-TeV scale by searches for particles with high masses as well as by investigation of processes with very low cross sections such as Flavor-Change Neutral Current interactions in top quark sector. In this report we present a proposal for the top quark FCNC searches at HL-LHC based on Monte-Carlo simulation of the upgraded CMS detector.

## 1 Introduction

CMS is a general purpose experiment measuring proton-proton and heavy-ion collisions at the Large Hadron Collider (LHC) at CERN [1]. The detector has been running at proton-proton center-of-mass energies up to 13 TeV, with an LHC luminosity exceeding  $10^{34} \text{ cm}^{-2}\text{s}^{-1}$ . High Luminosity LHC (HL-LHC) [2] is a upcoming major upgrade of the LHC which goal is to integrate ten times more luminosity than the LHC and allow ATLAS and CMS to collect integrated luminosities of the order of  $300 \text{ fb}^{-1}$  per year at proton-proton center-of-mass energies of 14 TeV and up to  $3000 \text{ fb}^{-1}$  during the HL-LHC projected lifetime of ten years. While the LHC is known as a top factory, the number of produced top quarks will be more than ten times more at HL-LHC due to increasing of production cross sections and luminosity. It will open new possibility for precise measurement of top-quark properties as well as allow for probe new physics by studying rare top decays such as those involving flavor changing neutral currents (FCNC, figure 1) with upgraded CMS detector [3].

In the Standard Model (SM), FCNC processes are forbidden at tree level and are strongly suppressed in loop corrections by the Glashow-Iliopoulos-Maiani mechanism [4]. The predicted SM branching fractions for top quark FCNC decays are expected to be  $\mathcal{O}(10^{-12} - 10^{-17})$  [5] and are not detectable at current experimental sensitivity. However, certain scenarios beyond the SM (BSM), such as two-Higgs doublet model, warped extra dimensions and minimal supersymmetric models, incorporate significantly enhanced FCNC behavior that can be directly probed at the HL-LHC [5]. Observation of such processes would be a clear signal of new physics.

---

\*e-mail: petr.mandrik@ihep.ru

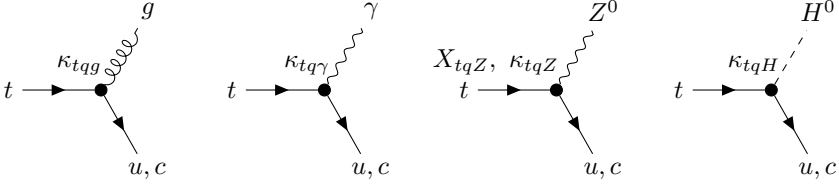


Figure 1: Diagrams for top quark decays mediated by FCNC couplings.

Although flavor-violating couplings of the top may arise from many sources, the effects of BSM physics in top interactions with a light quark  $q = u, c$  and a gauge bosons or Higgs may be uniformly described by an effective Lagrangian approach. The most general effective Lagrangian, containing terms up to dimension five, can be written as [6]:

$$\begin{aligned}
 -\mathcal{L} = & g_s \kappa_{tqg} \bar{q} (g_L P_L + g_R P_R) \frac{i\sigma_{\mu\nu} q^\nu}{\Lambda} T^a t G^{a\mu} + e \kappa_{tq\gamma} \bar{q} (\gamma_L P_L + \gamma_R P_R) \frac{i\sigma_{\mu\nu} q^\nu}{\Lambda} t A^\mu + \\
 & + \frac{g}{2c_W} X_{tqZ} \bar{q} (x_L P_L + x_R P_R) t Z^\mu + \frac{g}{2c_W} \kappa_{tqZ} \bar{q} (z_L P_L + z_R P_R) \frac{i\sigma_{\mu\nu} q^\nu}{\Lambda} t Z^\mu + \\
 & + \frac{g}{2\sqrt{2}} \kappa_{tqH} \bar{q} (h_L P_L + h_R P_R) t H^\mu + h.c., \quad (1)
 \end{aligned}$$

where  $P_L$  and  $P_R$  are chirality projectors in spin space,  $\kappa_{tqX}$  and  $X_{tqZ}$  are effective couplings for the corresponding vertices,  $\Lambda$  is the scale of new physics. To avoid ambiguities due to different normalizations of the couplings in the Lagrangian, the branching ratios of the corresponding FCNC processes are used for a comparison and presentation of experimental results.

## 2 Overview of results

In this section, the study of sensitivity of the upgraded CMS detector to top quark FCNC is presented for integrated luminosities of 300 and 3000  $\text{fb}^{-1}$  based on Monte-Carlo (MC) simulation.

### 2.1 $t \rightarrow q\gamma$ branching ratios

The preliminary estimation of  $t \rightarrow q\gamma$  branching ratios ( $q = u$  or  $c$  quark) is based on searches of single top quark production via  $q \rightarrow t\gamma$  [3]. The final-state signature of signal contain an isolated high energetic photon and products of SM decay of the top.

The signals and  $t\bar{t}$  ( $+\gamma$ ), single top and  $W$ +jets ( $+\gamma$ ) backgrounds are generated using the full MC simulation of the CMS Phase-2 detector, while the associated production of a single top quark with one or two additional photons is estimated from fast Delphes simulation [7]. Background and signal are produced with realistic Phase-2 conditions using the pileup scenario corresponding to a mean of 200 additional interactions per single bunch crossing.

Events are selected requiring the presence of exactly one isolated lepton (muon or electron) with  $p_T > 25$  GeV and  $|\eta| < 2.8$ , at least one isolated photon with  $p_T > 50$  GeV and  $|\eta| < 2.8$  and two or three jets with  $p_T > 30$  GeV and  $|\eta| < 2.8$  reconstructed using the anti- $k_T$  algorithm with a distance parameter  $R = 0.4$ . The event is required to have exactly one jet that passes  $b$  tagging criteria with efficiency of about 70% and a misidentification probability of

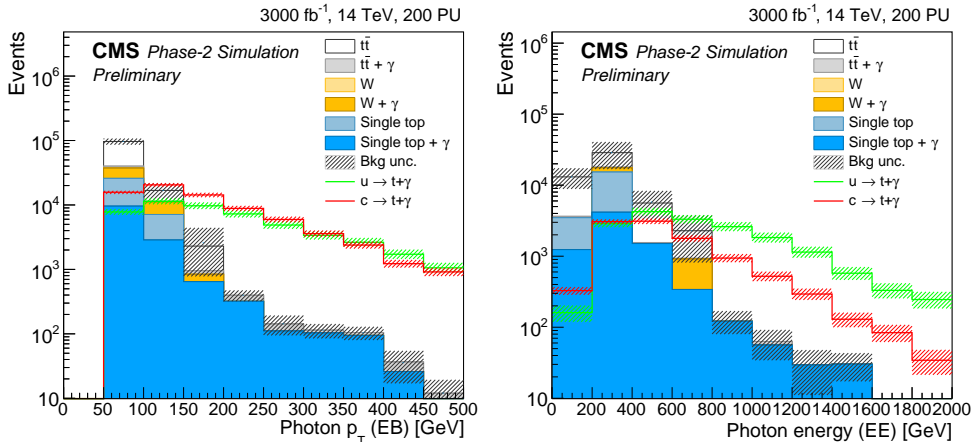


Figure 2: Photon candidates distributions of transverse momentum for the central region ( $|\eta| < 1.4$ ) (left) and energy in the forward region ( $1.6 < |\eta| < 2.8$ ) (right). For illustrative purposes, the signal samples are normalized to production cross section of 1 pb [3].

18% for  $c$  jets, and 1.5% for other jets. Electrons and photons in the overlap region between the barrel and endcaps electromagnetic calorimeters ( $1.4 < |\eta| < 1.6$ ) are removed. The event is rejected if it has additional muon or electron candidates with  $p_T > 10$  GeV and  $|\eta| < 2.8$  and if the reconstructed mass of top quark is not in range from 130 to 220 GeV. In addition all objects are required to be well separated with  $\Delta R(e/\mu, \gamma) > 0.7$  and  $\Delta R(b, \gamma) > 0.7$ .

The region with high  $p_T$  (energy) of the photon candidate is populated by signal events, while the low  $p_T$  (energy) region is background dominated (figure 2). This feature is used in order to obtain the discriminating distribution for the statistical analysis. Following sources of uncertainties are treated as nuisance parameters in the fit to the background-only model: the uncertainty in the  $b$  tagging efficiency (1% for  $b$  jets, 2% for  $c$  jets and 5% for light jets), jet energy scale (1%), lepton efficiencies (1%), total integrated luminosity (1.5%),  $t\bar{t}$  cross section (6%), single top + photon cross section (30%), and the uncertainties in cross sections of the remaining processes according to variation of the renormalization and factorization scales. The expected 95% confidence level upper limits on the branching fractions for an integrated luminosity of  $3000 \text{ fb}^{-1}$  are found to be  $\mathcal{B}(t \rightarrow u\gamma) < 0.9 \times 10^{-3}\%$  and  $\mathcal{B}(t \rightarrow c\gamma) < 7.4 \times 10^{-3}\%$ . A comparison of the results with exclusion limits obtained from previous searches is presented in table 1.

Table 1:  $t \rightarrow q\gamma$  branching ratio upper limits at 95% C.L. from single top quark production analyzes.

Detector	$\mathcal{B}(t \rightarrow u\gamma)$	$\mathcal{B}(t \rightarrow c\gamma)$	Ref.
CMS ( $19.8 \text{ fb}^{-1}$ , 8 TeV)	0.013%	0.17%	[8]
CMS Phase-2 ( $300 \text{ fb}^{-1}$ , 14 TeV)	0.0021%	0.015%	[3]
CMS Phase-2 ( $3000 \text{ fb}^{-1}$ , 14 TeV)	0.0009%	0.0074%	[3]

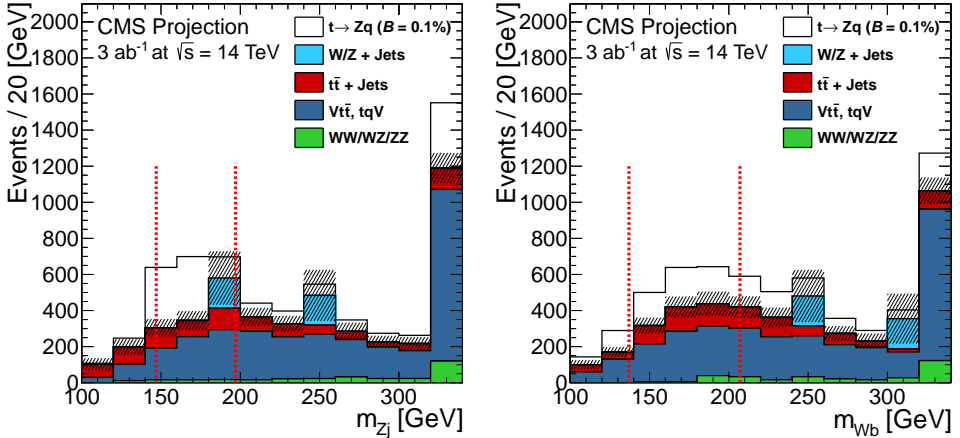


Figure 3: Distributions of reconstructed masses for top quark candidates from decay to  $Zq$  via FCNC (left) and from SM decay (right). For illustrative purposes, the signal cross sections are rescaled as  $\mathcal{B}(t \rightarrow qZ)$  is equal to 0.1%. The last bins of the two plots contain the overflow events. The dotted vertical lines show the boundaries of the required top mass window [9].

## 2.2 $t \rightarrow qZ$ branching ratios

The sensitivity of the upgraded CMS Phase-2 detector to  $t \rightarrow qZ$  decay ( $q = u$  or  $c$ ) is studied using top quark pair events with the decay chain  $t\bar{t} \rightarrow Zq + Wb \rightarrow \ell\ell q + \nu\ell b$  [9]. The event topology includes the presence of three isolated leptons, one light and one  $b$  jets.

In the MC samples of the signal and considered backgrounds ( $t\bar{t}$  + jets,  $t\bar{t} + Z/W$  + jets, single top +  $Z/W$  + jets,  $Z/W$  + jets,  $WW/WZ/ZZ$  + jets), the fast simulation of the CMS Phase-2 detector and the inclusion of 140 pileup are performed by the Delphes [7].

Events are selected requiring the presence of two opposite-signed and isolated leptons having an invariant mass between 78 GeV and 102 GeV, consistent with a  $Z$ -boson decay, an extra isolated lepton, exactly one  $b$  tagged jet and at least one light jets with  $p_T > 50$  GeV and  $|\eta| < 2.4$  and a significant momentum imbalance in the detector  $E_T^{miss} > 30$  GeV. All leptons (electron or muon) must have  $p_T > 30$  GeV and  $|\eta| < 2.5$  for electrons and  $|\eta| < 2.4$  for muons. To suppress cosmic rays contribution the  $\mu^+\mu^-$  pair opening angle is required to be smaller than  $\pi - 0.05$ . In addition the event is rejected if the reconstructed mass of top quark from SM decay is not in range from 135.5 to 207.5 GeV.

The predicted signal yield after selection is 578 events while the total number of background events is about 268. A 95% C.L. upper limit on the branching fraction of  $t \rightarrow Zq$  is determined with the modified frequentist approach using the expected number of background events as observed value assuming no signal contribution. Systematic uncertainties from the jet energy scale (3.4%),  $E_T^{miss}$  resolution (3.2%),  $b$ -tagging efficiency (4.2%) and cross section ratio of  $tqZ$  to  $Vt\bar{t}$  productions (0.8%) are estimated based on the study done with 8 TeV data and are rescaled to the realistic Phase-2 conditions as  $\sqrt{19.5\text{fb}^{-1}/\mathcal{L}}$  by 0.25.

The expected 95% confidence level upper limits on the branching fractions for an integrated luminosity of  $3000\text{fb}^{-1}$  ( $300\text{fb}^{-1}$ ) are found to be  $\mathcal{B}(t \rightarrow qZ) < 0.010\%$  ( $0.027\%$ ). A comparison of the results with exclusion limits obtained from previous searches is presented in table 2.

Table 2:  $t \rightarrow qZ$  branching ratio upper limits at 95% C.L. from top pair production analyzes.

Detector	$\mathcal{B}(t \rightarrow uZ)$	$\mathcal{B}(t \rightarrow cZ)$	$\mathcal{B}(t \rightarrow qZ)$	Ref.
ATLAS (2.1 fb <sup>-1</sup> , 7 TeV)	-	-	0.73%	[10]
CMS (5.0+19.7 fb <sup>-1</sup> , 7+8 TeV)	-	-	0.05%	[11]
ATLAS (36.1 fb <sup>-1</sup> , 13 TeV)	0.017 %	0.024 %	-	[12]
CMS Phase-2 (300 fb <sup>-1</sup> , 14 TeV)	-	-	0.027%	[9]
CMS Phase-2 (3000 fb <sup>-1</sup> , 14 TeV)	-	-	0.010%	[9]
ATLAS (3000 fb <sup>-1</sup> , 14 TeV)	-	-	0.0024% - 0.0058%	[13]

### 3 Conclusions

The HL-LHC will deliver up billions of top quarks, providing great opportunity to challenge the SM by searching for FCNC processes with upgraded CMS detector.

Searches for FCNC  $tq\gamma$  and  $tqZ$  anomalous interactions are projected into new HL-LHC conditions and shows the possibility of improving existing constraints on the branchings by about one order of magnitude. Several studies for different FCNC processes in top quark sector are in an ongoing state: single top quark production in association with  $u$  or  $c$  quark via  $tq\gamma$  vertex and  $t \rightarrow qZ$  reanalysis based on a full detector simulation.

Due to huge statistics at the HL-LHC, the systematic uncertainties are expected to be the dominant factor in measurement precisions in such analyses. Therefore, an improvement is required in accuracy in processes cross section calculations.

### 4 Acknowledgments

I would like to thank L. Dudko, J. Kieseler, A. Savin, M. Seidel, K. Skovpen, S. Slabospitskii and M. Verzetti for useful discussions.

### References

- [1] CMS Collaboration, JINST **3**, S08004 (2008)
- [2] G. Apollinari, I. Béjar Alonso, O. Brüning, M. Lamont, L. Rossi, *High-Luminosity Large Hadron Collider (HL-LHC): Preliminary Design Report*, CERN Yellow Reports: Monographs (CERN, Geneva, 2015), <https://cds.cern.ch/record/2116337>
- [3] CMS Collaboration, Tech. Rep. CERN-LHCC-2017-023. CMS-TDR-019, CERN, Geneva (2017), <https://cds.cern.ch/record/2293646>
- [4] S.L. Glashow, J. Iliopoulos, L. Maiani, Phys. Rev. D **2**, 1285 (1970)
- [5] K. Agashe et al. (Top Quark Working Group), *Working Group Report: Top Quark*, in *Proceedings, 2013 Community Summer Study on the Future of U.S. Particle Physics: Snowmass on the Mississippi (CSS2013): Minneapolis, MN, USA, July 29-August 6, 2013* (2013), 1311.2028, <https://inspirehep.net/record/1263763/files/arXiv:1311.2028.pdf>
- [6] J.A. Aguilar-Saavedra, Acta Phys. Polon. **B35**, 2695 (2004), hep-ph/0409342

- [7] J. de Favereau, C. Delaere, P. Demin, A. Giammanco, V. Lemaître, A. Mertens, M. Selvaggi, *Journal of High Energy Physics* **2014**, 57 (2014)
- [8] V. Khachatryan et al. (CMS), *JHEP* **04**, 035 (2016), 1511.03951
- [9] CMS Collaboration, Tech. Rep. CMS-PAS-FTR-13-016, CERN, Geneva (2013), <https://cds.cern.ch/record/1605885>
- [10] G. Aad et al. (ATLAS), *JHEP* **09**, 139 (2012), 1206.0257
- [11] S. Chatrchyan et al. (CMS), *Phys. Rev. Lett.* **112**, 171802 (2014), 1312.4194
- [12] M. Aaboud et al. (ATLAS) (2018), 1803.09923
- [13] Tech. Rep. ATL-PHYS-PUB-2016-019, CERN, Geneva (2016), <http://cds.cern.ch/record/2209126>