

# Compressed Sensing Using Binary Matrices of Nearly Optimal Dimensions

Mahsa Lotfi and Mathukumalli Vidyasagar \*

June 26, 2024

## Abstract

In this paper, we study the problem of compressed sensing using binary measurement matrices, and  $\ell_1$ -norm minimization (basis pursuit) as the recovery algorithm. We derive new upper and lower bounds on the number of measurements to achieve robust sparse recovery with binary matrices. We establish sufficient conditions for a column-regular binary matrix to satisfy the robust null space property (RNSP), and show that the sparsity bounds for robust sparse recovery obtained using the RNSP are better by a factor of  $(3\sqrt{3})/2 \approx 2.6$  compared to the restricted isometry property (RIP). Next we derive universal *lower* bounds on the number of measurements that any binary matrix needs to have in order to satisfy the weaker sufficient condition based on the RNSP, and show that bipartite graphs of girth six are optimal. Then we display two classes of binary matrices, namely parity check matrices of array codes, and Euler squares, that have girth six and are nearly optimal in the sense of almost satisfying the lower bound. In principle randomly generated Gaussian measurement matrices are “order-optimal.” So we compare the phase transition behavior of the basis pursuit formulation using binary array code and Gaussian matrices, and show that (i) there is essentially no difference between the phase transition boundaries in the two cases, and (ii) the CPU time of basis pursuit with binary matrices is hundreds of times faster than with Gaussian matrices, and the storage requirements are less. Therefore it is suggested that binary matrices are a viable alternative to Gaussian matrices for compressed sensing using basis pursuit.

## 1 Introduction

Compressed sensing refers to the recovery of high-dimensional but low-complexity entities from a limited number of measurements. The specific problem studied in this paper is to recover a vector  $x \in \mathbb{R}^n$  where only  $k \ll n$  components are significant and the rest are either zero or small, from a set of linear measurements  $y = Ax$  where  $A \in \mathbb{R}^{m \times n}$ . A variant is when  $y = Ax + \eta$  where  $\eta$  denotes measurement noise, and a prior bound of the form  $\|\eta\| \leq \epsilon$  is available. By far the most popular solution methodology for this problem is *basis pursuit* in which an approximation  $\hat{x}$  to the unknown vector  $x$  is constructed via

$$\hat{x} := \underset{z}{\operatorname{argmin}} \|z\|_1 \text{ s.t. } \|y - Az\| \leq \epsilon. \quad (1)$$

---

\*ML is with the the Erik Jonsson School of Engineering and Computer Science, The University of Texas at Dallas, Richardson, TX 75080, USA. MV is with the Indian Institute of Technology Hyderabad, and The University of Texas at Dallas. Emails: mahsa.lotfi@utdallas.edu; m.vidyasagar@iith.ac.in, m.vidyasagar@utdallas.edu. This research was supported by the National Science Foundation, USA under Award #ECCS-1306630, and by the Department of Science and Technology, Government of India.

The basis pursuit approach (with  $\eta = 0$  so that the constraint in (1) becomes  $y = Az$ ) was proposed in [1, 2], but without guarantees on its performance. Much of the subsequent research in compressed sensing has been focused on the case where  $A$  consists of  $mn$  samples of a zero-mean, unit-variance Gaussian or sub-Gaussian random variable, normalized by  $1/\sqrt{m}$ . With this choice, it is shown in [3] that, with high probability with respect to the process of generating  $A$ ,  $m = O(k \log(n/k))$  measurements suffice to ensure that  $\hat{x}$  defined in (1) equals  $x$ , provided  $x$  is sufficiently sparse. It is also known that *any* compressed sensing algorithm requires  $m = \Omega(k \log(n/k))$  samples; see [4] for an early result, and [5] for a simpler and more explicit version of this bound. Thus random Gaussian matrices are “order optimal” in the sense that the number of measurements is within a fixed universal constant of the minimum required.

In recent times, there has been a lot of interest in the use of *sparse binary* measurement matrices for compressed sensing. One of the main advantages of this approach is that it allows one to connect compressed sensing to fields such as graph theory and algebraic coding theory. Random matrices are dense, and each element needs to be stored to high precision. In contrast, sparse binary matrices require less storage both because they are sparse, and also because every nonzero element equals one. For this reason, binary matrices are also said to be “multiplication-free.” As a result, popular compressed sensing approaches such as (1) can be applied effectively for far larger matrices, and with greatly reduced CPU time, when  $A$  is a sparse binary matrix instead of a random Gaussian matrix.

At present, the best available bounds for the number of measurements required by a binary matrix are  $m = O(\max\{k^2, \sqrt{n}\})$ . This contrasts with  $m = O(k \log(n/k))$  for random Gaussian matrices. However, in the latter case, the  $O$  symbol hides a very large constant. It is shown in the paper that for values of  $n < 10^5$  of thereabouts, the *known* bounds with binary matrices are in fact *smaller* than with random Gaussian matrices.

The preceding discussion refers to the case where a particular matrix  $A$  is “guaranteed” to recover *all* sufficiently sparse vectors. A parallel approach is to study conditions under which “most” sparse vectors are recovered. Specifically, in this approach,  $n, m$  are fixed, and  $k$  is varied from 1 to  $m$ . For each choice of  $k$ , a large number of vectors with exactly  $k$  nonzero components are generated at random, and the fraction that is recovered accurately is computed. Clearly, as  $k$  is increased, this fraction decreases. But the phenomenon of interest is known as “phase transition.” One might expect that the fraction of recovered randomly generated vectors equals 1 when  $k$  is sufficiently small, and decreases gradually to 0 as  $k$  approaches  $m$ . In reality there is a *sharp boundary* below which almost all  $k$ -sparse vectors are recovered, and above which almost no  $k$ -sparse vectors are recovered. This has been established theoretically for the case where  $A$  consists of random Gaussian samples in [6, 7, 8, 9]. A very general theory is derived in [10], where the measurement matrix still consists of random Gaussians, but the objective function is changed from the  $\ell_1$ -norm to an arbitrary convex function. In a recent paper [11], phase transitions are studied *empirically* for several classes of *deterministic* measurement matrices, and it is verified that there is essentially no difference between the phase transitions with random Gaussian matrices.

Now we describe the organization of the paper, as well as its contributions. Sections 2 through 5 contain background material, but also include some improvements over known results. Specifically, Section 2 gives a precise definition of compressed sensing. Sections 3 and 7 discuss two of the most popular sufficient conditions for achieving compressed sensing, namely the restricted isometry property (RIP) and the robust null space property (RNSP), respectively. The relationship between the two is discussed in Section 5. Then we review the literature on the construction of binary matrices for compressed sensing in Section 6. The original contributions of the paper begin with Section 7. In this section we derive a sufficient condition for a binary matrix to satisfy the RNSP.

This condition improves the best known bounds by a factor of roughly  $3\sqrt{3}/2 \approx 2.6$ . In Section 8 we derive a universal lower bound on the number  $m$  of measurements that are needed to satisfy the sufficient condition derived in Section 7. It is shown that the number of measurements is minimized when the bipartite graph associated with the measurement matrix has girth 6. In Section 10, we present a class of binary matrices that have girth six, which includes as special cases (i) a construction from LDPC (low density parity check) coding theory known as array codes, and (ii) another construction based on Euler squares, the matrices in this class come close to meeting the lower bound on the number of measurements derived in Section 8. This is the justification for the phrase “nearly optimal” in the title of the paper. In Section 11, we discuss the phase transition behavior of the basis pursuit formulation when this class of binary matrices are used. In Section 12 we present some numerical examples. On the basis of these examples, it is possible to conclude that: (i) there is no discernible difference between the phase transition behavior with random Gaussian matrices compared to the binary matrices proposed in [12], and the class of matrices proposed here. On the other hand, the time of execution using our class of binary matrices is 1,000 times faster, if not more, compared to random Gaussian matrices. On the basis of the material presented here, we believe that the class of binary matrices proposed here are a viable alternative to, and possibly a replacement for, random Gaussian measurement matrices.

## 2 Definition of Compressed Sensing

Let  $\Sigma_k \subseteq \mathbb{R}^n$  denote the set of  $k$ -sparse vectors in  $\mathbb{R}^n$ ; that is

$$\Sigma_k := \{x \in \mathbb{R}^n : \|x\|_0 \leq k\},$$

where, as is customary,  $\|\cdot\|_0$  denotes the number of nonzero components of  $x$ . Given a norm  $\|\cdot\|$  on  $\mathbb{R}^n$ , the  **$k$ -sparsity index** of  $x$  with respect to that norm is defined by

$$\sigma_k(x, \|\cdot\|) := \min_{z \in \Sigma_k} \|x - z\|.$$

Now we are in a position to define the compressed sensing problem precisely. Note that  $A \in \mathbb{R}^{m \times n}$  is called the measurement matrix and  $\Delta : \mathbb{R}^m \rightarrow \mathbb{R}^n$  is called the “decoder map.”

**Definition 1.** *The pair  $(A, \Delta)$  is said to achieve **stable sparse recovery of order  $k$  and indices  $p, q$**  if there exists a constant  $C$  such that*

$$\|\Delta(Ax) - x\|_p \leq C\sigma_k(x, \|\cdot\|_q), \quad \forall x \in \mathbb{R}^n. \quad (2)$$

*The pair  $(A, \Delta)$  is said to achieve **robust sparse recovery of order  $k$  and indices  $p, q$**  (and norm  $\|\cdot\|$ ) if there exist constants  $C$  and  $D$  such that, for all  $\eta \in \mathbb{R}^m$  with  $\|\eta\| \leq \epsilon$ , it is the case that*

$$\|\Delta(Ax + \eta) - x\|_p \leq C\sigma_k(x, \|\cdot\|_q) + D\epsilon, \quad \forall x \in \mathbb{C}^n. \quad (3)$$

The above definitions apply to general norms. In this paper, and indeed in much of the compressed sensing literature, the emphasis is on the case where  $q = 1$  and  $p \in [1, 2]$ . However, the norm on  $\eta$  is still arbitrary.

### 3 Approaches to Compressed Sensing – I: RIP

Next we present some sufficient conditions for basis pursuit as defined in (1) to achieve robust or stable sparse recovery. There are two widely used sufficient conditions, namely the restricted isometry property (RIP) and the stable (or robust) null space property (SNSP or RNSP). We begin by discussing the RIP.

**Definition 2.** A matrix  $A \in \mathbb{R}^{m \times n}$  is said to satisfy the **restricted isometry property (RIP)** of order  $k$  with constant  $\delta$  if

$$(1 - \delta)\|u\|_2^2 \leq \|Au\|_2^2 \leq (1 + \delta)\|u\|_2^2, \quad \forall u \in \Sigma_k. \quad (4)$$

The RIP is formulated in [3]. It is shown in a series of papers [3, 13, 14] that the RIP of  $A$  is sufficient for  $(A, \Delta_{\text{BP}})$  to achieve robust sparse recovery. Now we present the best known, and indeed the “best possible,” result relating RIP and robust recovery.

**Theorem 1.** If  $A$  satisfies the RIP of order  $tk$  with constant  $\delta_{tk} < \sqrt{(t-1)/t}$  for some  $t \geq 4/3$ , or  $\delta_{tk} < t/(4-t)$  for  $t \in (0, 4/3)$ , then  $(A, \Delta_{\text{BP}})$  achieves robust sparse recovery. Moreover, both bounds are tight.

The first bound is proved in [15] while the second bound is proved in [16]. Note that both bounds are equal when  $t = 4/3$ . Hence the theorem provides a continuous tight bound on  $\delta_{tk}$  for all  $t > 0$ .

This theorem raises the question as to how one may go about designing measurement matrices that satisfy the RIP. There are two popular approaches, one probabilistic and one deterministic. In the probabilistic method, the measurement matrix  $A$  equals  $(1/\sqrt{m})\Phi$  where  $\Phi$  consists of  $mn$  independent samples of a Gaussian variable, or more generally, a sub-Gaussian random variable. In this paper we restrict our attention to the case where  $A$  consists of Gaussian samples, and refer the reader to [17] for the more general case of sub-Gaussian samples. The relevant bound on  $m$  to ensure that  $A$  satisfies the RIP with high probability is given next; it is a fairly straight-forward modification of [17, Theorem 9.27].

**Theorem 2.** Suppose an integer  $k$  and real numbers  $\delta, \xi \in (0, 1)$  are specified, and that  $A = (1/\sqrt{m})\Phi$ , where  $\Phi \in \mathbb{R}^{m \times n}$  consists of independent samples of a normal Gaussian random variable  $X$ . Define

$$g = 1 + \frac{1}{\sqrt{2 \ln(en/k)}}, \eta = \frac{\sqrt{1 + \delta} - 1}{g}. \quad (5)$$

Then  $A$  satisfies the RIP of order  $k$  with constant  $\delta$  with probability  $\geq 1 - \xi$  provided

$$m \geq \frac{2}{\eta^2} \left( k \ln \frac{en}{k} + \ln \frac{2}{\xi} \right). \quad (6)$$

*Proof.* The proof of this theorem is given in very sketchy form, as it follows that of [17, Theorem 9.27]. In that theorem, it is shown that, if the measurement matrix  $A \in \mathbb{R}^{m \times n}$  consists of independent samples of Gaussian random variables, and if

$$m \geq \frac{2}{\eta^2} \left( k \log \frac{en}{k} + \ln \frac{2}{\xi} \right),$$

where  $\eta$  satisfies

$$\delta \leq 2g\eta + g^2\eta^2,$$

then  $A$  satisfies the RIP of order  $k$  with constant  $\delta$ , with probability  $\geq 1 - \xi$ . Now the above equation can be rewritten as

$$\delta + 1 \leq 1 + 2g\eta + g^2\eta^2 = (1 + g\eta)^2.$$

Rearranging this equation leads to (5). □

Equation (6) leads to an upper bound of the form  $m = O(k \log(n/k))$  for the number of measurements that suffice for the random matrix to satisfy the RIP with high probability. It is shown in [5, Theorem 3.1] that *any* algorithm that achieves stable sparse recovery requires  $m = O(k \log(n/k))$  measurements. See [4, Theorem 5.1] for an earlier version. For the convenience of the reader, we restate the latter theorem. Note that it is assumed in [5] that  $p = q = 1$ , but the proof requires only that  $p = q$ . In order to state the theorem, we introduce the entropy with respect to an arbitrary integer  $\theta$ . Suppose  $\theta \geq 2$  is an integer. Then the  $\theta$ -ary entropy  $H_\theta : (0, 1) \rightarrow (0, 1]$  is defined by

$$H_\theta(u) := -u \log_\theta \frac{u}{\theta - 1} - (1 - u) \log_\theta(1 - u). \quad (7)$$

**Theorem 3.** *Suppose  $A \in \mathbb{R}^{m \times n}$  and that, for some map  $\Delta : \mathbb{R}^m \rightarrow \mathbb{R}^n$ , the pair  $(A, \Delta)$  achieves stable  $k$ -sparse recovery with constant  $C$ . Define  $\theta = \lfloor n/k \rfloor$ . Then<sup>1</sup>*

$$m \geq \frac{1 - H_\theta(1/2)}{\log(4 + 2C)} k \log \theta \quad (8)$$

Because robust  $k$ -sparse recovery implies stable  $k$ -sparse recovery, the bound in 8 applies also to robust  $k$ -sparse recovery.

Comparing Theorems 2 and 3 shows that  $m = O(k \log(n/k))$  measurements are both necessary and sufficient for robust  $k$ -sparse recovery. For this reason, the probabilistically generated measurement matrices are considered to be “order-optimal.” However, this statement is misleading because the  $O$  symbol in the upper bound hides a very large constant, as shown next.

**Example 1.** *Suppose  $n = 22,201 = 149^2$  and  $k = 69$ , which is a problem instance studied later in Section 12. Then the upper and lower bounds from Theorems 2 and 3 imply that*

$$14 \leq m \leq 44,345.$$

*Thus the spread between the upper and lower bounds is more than three orders of magnitude. Also, the upper bound for the number of measurements is more than the dimension  $n$ .*

There is another factor as well. As can be seen from Theorem 2, probabilistic methods lead to measurement matrices that satisfy the RIP *only with high probability*, that can be made close to one but never exactly equal to one. Moreover, as shown in [18], once a matrix has been generated, it is NP-hard to test whether *that particular matrix* satisfies the RIP.

These observations have led the research community to explore deterministic methods to construct matrices that satisfy the RIP. A popular approach is based on coherence of a matrix.

**Definition 3.** *Suppose  $A \in \mathbb{R}^{m \times n}$  is column-normalized, so that  $\|a_j\|_2 = 1$  for all  $j \in [n]$ , where  $a_j$  denotes the  $j$ -column of  $A$ . Then the **coherence** of  $A$  is denoted by  $\mu(A)$  and is defined as*

$$\mu(A) := \max_{i \neq j} |\langle a_i, a_j \rangle|. \quad (9)$$

---

<sup>1</sup>Note that the base of the logarithm does not matter because it cancels out between the two log terms.

The following result is an easy consequence of the Gerschgorin circle theorem.

**Lemma 1.** *A matrix  $A \in \mathbb{R}^{m \times n}$  satisfies the RIP of order  $k$  with constant*

$$\delta_k = (k - 1)\mu, \quad (10)$$

*provided that  $(k - 1)\mu < 1$ , or equivalently,  $k < 1 + 1/\mu$ .*

## 4 Approaches to Compressed Sensing – II: RNSP

An alternative to the RIP approach to compressed sensing is provided by the stable (and robust) null space property. The SNSP is formulated in [19], while, to the best of the author's knowledge, the RNSP is formulated for the first time in [20]; see also [17, Definition 4.17].

**Definition 4.** *Suppose  $A \in \mathbb{R}^{m \times n}$  and let  $\mathcal{N}(A)$  denote the null space of  $A$ . Then  $A$  is said to satisfy the **stable null space property (SNSP)** of order  $k$  with constant  $\rho < 1$  if, for every set  $S \subseteq [n]$  with  $|S| \leq k$ , we have that*

$$\|v_S\|_1 \leq \rho \|v_{S^c}\|_1, \quad \forall v \in \mathcal{N}(A). \quad (11)$$

*The matrix  $A$  is said to satisfy the **robust null space property (RNSP)** of order  $k$  for the norm  $\|\cdot\|$  with constants  $\rho < 1$  and  $\tau > 0$  if, for every set  $S \subseteq [n]$  with  $|S| \leq k$ , we have that*

$$\|h_S\|_1 \leq \rho \|h_{S^c}\|_1 + \tau \|Ah\|, \quad \forall h \in \mathbb{R}^n. \quad (12)$$

It is obvious that RNSP implies the SNSP.

The utility of these definitions is brought out in these theorems.

**Theorem 4.** *(See [17, Theorem 4.12].) Suppose  $A$  satisfies the stable null space property of order  $k$  with constant  $\rho$ . Then the pair  $(A, \Delta_{\text{BP}})$  achieves stable  $k$ -sparse recovery with*

$$C = 2 \frac{1 + \rho}{1 - \rho}. \quad (13)$$

It is shown in [17, Theorem 4.14] that the SNSP is necessary and sufficient for  $(A, \Delta_{\text{BP}})$  to achieve *stable* sparse recovery.

**Theorem 5.** *(See [17, Theorem 4.22].) Suppose  $A$  satisfies the robust null space property of order  $k$  for the norm  $\|\cdot\|$  with constants  $\rho$  and  $\tau$ . Then the pair  $(A, \Delta_{\text{BP}})$  achieves robust  $k$ -sparse recovery with*

$$C = 2 \frac{1 + \rho}{1 - \rho}, D = \frac{4\tau}{1 - \rho}. \quad (14)$$

It is shown in [17, Theorem 4.20] that the RNSP is necessary and sufficient for  $(A, \Delta_{\text{BP}})$  to achieve *robust* sparse recovery.

## 5 Relationship Between RIP and RNSP

Until recently, the twin approaches of RIP and RNSP had proceeded along parallel tracks. However, it is shown in [21, Theorem 9] that if  $A$  satisfies the RIP of order  $tk$  with constant  $\delta_{tk} < \sqrt{(t-1)/t}$  for some  $t > 1$ , then it satisfies the RNSP of order  $k$ . The specific result is the following:

**Theorem 6.** *Given integers  $k, n$  and a real number  $t > 1$ , suppose that the matrix  $A$  satisfies the RIP of order  $tk$  with constant  $\delta_{tk} = \delta < \sqrt{(t-1)/t}$ . Define*

$$\nu := \sqrt{t(t-1)} - (t-1). \quad (15)$$

Then  $A$  satisfies the RNSP with constants

$$\rho = c/a < 1, \tau = b\sqrt{k}/a^2, \quad (16)$$

where

$$\begin{aligned} a &:= [\nu(1-\nu) - \delta(0.5 - \nu + \nu^2)]^{1/2} \\ &= \frac{[(1-\delta) - (1+\delta)(1-2\nu)^2]^{1/2}}{2}, \end{aligned} \quad (17)$$

$$b := \nu(1-\nu)\sqrt{1+\delta}, \quad (18)$$

$$c := \left[ \frac{\delta\nu^2}{2(t-1)} \right]^{1/2}. \quad (19)$$

As stated in Theorem 1,  $\delta_{tk} < \sqrt{(t-1)/t}$  is the weakest sufficient condition in terms of RIP for robust sparse recovery, whenever  $t > 4/3$ . Taken in conjunction with Theorem 6, it follows that it is *not* possible to obtain weaker sufficient conditions using the RIP approach than by using the RNSP approach.

Note that if  $A$  has coherence  $\mu$ , then by Lemma 1, we have that  $\delta_{tk} \leq (tk-1)\mu$  for all  $t$ . Next, by Theorem 6, basis pursuit achieves robust  $k$ -sparse recovery whenever

$$(tk-1)\mu < \sqrt{\frac{t-1}{t}} \quad (20)$$

for *any*  $t > 1$ . So let us ask: What is an “optimal” choice of  $t$ ? To answer this question, we neglect the 1 in comparison to  $tk$ , and rewrite the above inequality as

$$k\mu < \sqrt{\frac{t-1}{t^3}}.$$

Thus we get the best bound by maximizing the right side with respect to  $t$ . It is an easy exercise in calculus to show that the maximum is achieved with  $t = 1.5$ , and the corresponding bound  $\sqrt{(t-1)/t} = 1/\sqrt{3}$ . Hence by combining with Lemma 1 we can derive the following bound.

**Theorem 7.** *Suppose  $A \in \mathbb{R}^{m \times n}$  has coherence  $\mu$ . Then  $(A, \Delta_{\text{BP}})$  achieves robust  $k$ -sparse recovery whenever*

$$(1.5k-1)\mu < 1/\sqrt{3}, \quad (21)$$

or equivalently

$$k < \left\lfloor \frac{2}{3\sqrt{3}\mu} + \frac{2}{3} \right\rfloor. \quad (22)$$

Moreover, the bound is nearly optimal when applying Theorem 6.

If we retain the term  $tk - 1$  instead of replacing it by  $tk$ , we would get a more complicated expression for the optimal value of  $t$ . However, it can be verified that if (21) is satisfied, then so is (20).

## 6 Binary Matrices for Compressed Sensing: A Review

In this section we present a brief review of the use of binary matrices as measurement matrices in compressed sensing. The first construction of a binary matrix that satisfies the RIP is due to DeVore and is given in [12]. The DeVore matrix has dimensions  $q^2 \times q^{r+1}$ , where  $q$  is a power of a prime number, and  $r \geq 2$  is an integer, has exactly  $q$  elements of 1 in each column, and has coherence  $\mu \leq r/q$ . This construction is generalized to algebraic curves in [22], but does not seem to offer much of an advantage over that in [12]. A construction that leads to matrices of order  $2^m \times 2^{m(m+1)/2}$  based on Reed-Muller codes is proposed in [23]. Because the number of measurements is restricted to be a power of 2, this is not a very practical method. A construction in [24] is based on a method to generate Euler squares from nearly a century ago [25]. The resulting binary matrix has dimensions  $lq \times q^2$ , where  $q$  is an *arbitrary* integer, making this perhaps the most versatile construction. The integer  $l$  is bounded as follows: Let  $q = 2^{r_0} p_1^{r_1} \dots p_s^{r_s}$  be the prime number decomposition of  $q$ . Then  $l + 1 \leq \min\{2^{r_0}, p_1^{r_1}, \dots, p_s^{r_s}\}$ . In particular if  $q$  is itself a power of a prime, we can have  $l = q - 1$ . Each column of the resulting binary matrix has exactly  $l$  ones, and the matrix has coherence  $1/l$ . All of these matrices can be used to achieve robust  $k$ -sparse recovery via the basis pursuit formulation, by combining Lemma 1 with Theorem 1. Another method found in [26] constructs binary matrices using the Chinese remainder theorem, and achieves *probabilistic* recovery.

There is another property that is sometimes referred to as the  $\ell_1$ -RIP, introduced in [27, 28, 29], which makes a connection between expander graphs and compressed sensing. However, while this approach readily leads to stable  $k$ -sparse recovery, it does not lend itself readily to *robust*  $k$ -sparse recovery. One of the main contributions of [30] is to show that the construction of [12] can also be viewed as a special case of an expander graph construction proposed in [31].

Yet another direction is initiated in [32], in which a general approach is presented for generating binary matrices for compressed sensing using algebraic coding theory. In particular, it is shown that binary matrices which, when viewed as elements over the binary field  $\mathbb{F}_2$ , have good properties in decoding, will also be good measurement matrices when viewed as matrices of real numbers. In particular, several notions of “pseudoweights” are introduced, and it is shown that these pseudoweights can be related to the satisfaction of the stable (but not robust) null space property of binary matrices. These bounds are improved in [33] to prove the stable null space property under weaker conditions than in [32].

## 7 Robust Null Space Property of Binary Matrices

In this section we commence presenting the new results of this paper on identifying a class of binary matrices for compressed sensing that have a nearly optimal number of measurements.

Suppose  $A \in \{0, 1\}^{m \times n}$  with  $m < n$ . Then  $A$  can be viewed as the biadjacency matrix of a bipartite graph with  $n$  input (or “left”) nodes and  $m$  output (or “right”) nodes. Such a graph is said to be **left-regular** if each input node has the same degree, say  $d_l$ . This is equivalent to saying that each column of  $A$  contains exactly  $d_l$  ones. Given a bipartite graph with  $E$  edges,  $n$  input nodes and  $m$  output nodes, define the “average left degree” of the graph as  $\bar{d}_l = E/n$ , and



$\bar{d}_r = E/m$ . Note that these average degrees need not be integers. Then it is clear that  $n\bar{d}_l = m\bar{d}_r$ . The **girth** of a graph is defined as the length of the shortest cycle. Note that the girth of a bipartite graph is always an even number, and in “simple” graphs (not more than one edge between any pair of vertices), the girth is at least four.

Hereafter, in this paper we will not make a distinction between a binary matrix, and the bipartite graph associated with the matrix. Specifically, the columns correspond to the “left” nodes while the rows correspond to the “right” nodes. So an expression such as “ $A$  is a left-regular binary matrix of degree  $d_l$ ” means that the associated bipartite graph is left-regular with degree  $d_l$ . This usage will permit us to avoid some tortuous sentences.

Theorems 8 and 9 are the starting point for the contents of this section.

**Theorem 8.** (See [33, Theorem 2].) *Suppose  $A \in \{0,1\}^{m \times n}$  is left-regular with left degree  $d_l$ , and suppose that the maximum inner product between any two columns of  $A$  is  $\lambda$ . Then for every  $v \in \mathcal{N}(A)$ , we have that*

$$|v_i| \leq \frac{\lambda}{2d_l} \|v\|_1, \forall i \in [n], \quad (23)$$

where  $[n]$  denotes  $\{1, \dots, n\}$ .

If the matrix  $A$  has girth six or more, then the maximum inner product between any two columns of  $A$  is at most equal to one. In such a case it is possible to improve the bound (23).

**Theorem 9.** (See [33, Theorem 3].) *Suppose  $A \in \{0,1\}^{m \times n}$  and that  $A$  has girth  $g \geq 6$ . Then for every  $v \in \mathcal{N}(A)$ , we have that*

$$|v_i| \leq \frac{\|v\|_1}{C'}, \forall i \in [n], \quad (24)$$

where, if  $g = 4t + 2$ , then

$$C' := 2 \sum_{i=0}^t (d_l - 1)^i, \quad (25)$$

and if  $g = 4t$ , then

$$C' := 2 \sum_{i=0}^{t-1} (d_l - 1)^i, \quad (26)$$

Note that Theorem 9 is an improvement over Theorem 8 only when the girth of the graph is  $\geq 10$ . If the girth equals 6, then  $C'$  as defined in (25) becomes  $C' = 2$ , and the bound in (24) becomes the same as that in (23) after noting that  $\lambda = 1$ . Similarly, if  $g = 8$ , then  $C'$  in (26) also becomes just  $C' = 2$ .

In [33], the bounds (23) and (24) are used to derive sufficient conditions for the matrix  $A$  to satisfy the *stable* null space property. However, it is now shown that the same two bounds can be used to infer the *robust* null space property of  $A$ . This is a substantial improvement, because with such an  $A$  matrix, basis pursuit would lead to *robustness against measurement noise*, which is not guaranteed with the SNSP. We derive our results through a series of preliminary results.

**Lemma 2.** *Suppose  $A \in \mathbb{R}^{m \times n}$ , and let  $\|\cdot\|$  be any norm on  $\mathbb{R}^m$ . Suppose there exist constants  $\alpha > 2, \beta > 0$  such that*

$$|h_i| \leq \frac{\|h\|_1}{\alpha} + \beta \|Ah\|, \forall i \in [n], \forall h \in \mathbb{R}^n. \quad (27)$$

*Then, for all  $k < \alpha/2$ , the matrix  $A$  satisfies the RNSP of order  $k$ . Specifically, whenever  $S \subseteq [n]$  with  $|S| \leq k$ , (12) holds with*

$$\rho = \frac{k}{\alpha - k}, \tau = \frac{\alpha k \beta}{\alpha - k}. \quad (28)$$

*Proof.* Let  $S \subseteq [n]$  with  $|S| \leq k$  be arbitrary. Then

$$\begin{aligned}\|h_S\|_1 &= \sum_{i \in S} |h_i| \\ &\leq \frac{k}{\alpha} \|h\|_1 + k\beta \|Ah\| \\ &= \frac{k}{\alpha} (\|h_S\|_1 + \|h_{S^c}\|_1) + k\beta \|Ah\|.\end{aligned}$$

Therefore

$$\left(1 - \frac{k}{\alpha}\right) \|h_S\|_1 \leq \frac{k}{\alpha} \|h_{S^c}\|_1 + k\beta \|Ah\|,$$

or

$$\|h_S\|_1 \leq \frac{k}{\alpha - k} \|h_{S^c}\|_1 + \frac{\alpha k \beta}{\alpha - k} \|Ah\|,$$

which is the desired conclusion.  $\square$

Next, let  $A \in \mathbb{R}^{m \times n}$  be arbitrary and let  $\|\cdot\|$  be any norm on  $\mathbb{R}^n$ . Let  $\mathcal{N}(A) \subseteq \mathbb{R}^n$  denote the null space of  $A$ , and let  $\mathcal{N}^\perp := [\mathcal{N}(A)]^\perp$  denote the orthogonal complement of  $\mathcal{N}(A)$  in  $\mathbb{R}^n$ . Then for all  $u \in \mathcal{N}^\perp$ , it is easy to see that

$$\|u\|_2 \leq \frac{1}{\sigma_{\min}} \|Au\|_2,$$

where  $\sigma_{\min}$  is the smallest nonzero singular value of  $A$ . Because all norms on a finite-dimensional space are equivalent, there exists a constant  $c$  that depends only on the norm  $\|\cdot\|$  on  $\mathbb{R}^m$  such that

$$\|y\|_2 \leq c\|y\|, \quad \forall y \in \mathbb{R}^m. \quad (29)$$

In particular,  $\|y\|_2 \leq \|y\|_1$ , so we can take  $c = 1$  in this case. Therefore, by Schwarz' inequality, we get

$$\|u\|_1 \leq \sqrt{n}\|u\|_2 \leq \frac{c\sqrt{n}}{\sigma_{\min}} \|Au\|, \quad \forall u \in \mathcal{N}^\perp. \quad (30)$$

Now we can state the main result of this section.

**Theorem 10.** *Suppose  $A \in \{0, 1\}^{m \times n}$  is left-regular with left degree  $d_l$ , and let  $\lambda$  denote the maximum inner product between any two columns of  $A$  (and observe that  $\lambda \leq d_l$ ). Next, let  $\sigma_{\min}$  denote the smallest nonzero singular value of  $A$ , and for an arbitrary norm  $\|\cdot\|$  on  $\mathbb{R}^m$ , choose the constant  $c$  such that (29) holds. Then  $A$  satisfies (27) with*

$$\alpha = \frac{2d_l}{\lambda}, \beta = \left(\frac{\lambda}{2d_l} + 1\right) \frac{c\sqrt{n}}{\sigma_{\min}}. \quad (31)$$

Consequently, for all  $k < \alpha/2 = d_l/\lambda$ ,  $A$  satisfies the RNSP of order  $k$  with

$$\rho = \frac{\lambda k}{2d_l - \lambda k}, \tau = \frac{2d_l k}{2d_l - \lambda k} \beta. \quad (32)$$

*Proof.* Let  $h \in \mathbb{R}^n$  be arbitrary, and express  $h$  as  $h = v + u$ , where  $v \in \mathcal{N}(A)$  and  $u \in \mathcal{N}^\perp$ . Then clearly

$$|h_i| = |v_i + u_i| \leq |v_i| + |u_i|, \quad \forall i \in [n].$$

We will bound each term separately.

As shown in Theorem 8, we have that

$$\begin{aligned}
|v_i| &\leq \frac{\lambda}{2d_l} \|v\|_1 \\
&\leq \frac{\lambda}{2d_l} (\|h\|_1 + \|u\|_1) \\
&\leq \frac{\lambda}{2d_l} \|h\|_1 + \frac{\lambda c\sqrt{n}}{2d_l \sigma_{\min}} \|Au\| \\
&= \frac{\lambda}{2d_l} \|h\|_1 + \frac{\lambda c\sqrt{n}}{2d_l \sigma_{\min}} \|Ah\|,
\end{aligned}$$

where the last step follows from the fact that  $Ah = Au$  because  $Av = \mathbf{0}$ . Next

$$|u_i| \leq \|u\|_1 \leq \frac{c\sqrt{n}}{\sigma_{\min}} \|Ah\|, \quad \forall i \in [n].$$

Combining these two inequalities shows that

$$|h_i| \leq |v_i| + |u_i| \leq \frac{\lambda}{2d_l} \|h\|_1 + \left( \frac{\lambda}{2d_l} + 1 \right) \frac{c\sqrt{n}}{\sigma_{\min}} \|Ah\|.$$

This establishes (31). Now (32) follows from Lemma 2, specifically (28).  $\square$

**Theorem 11.** *Suppose  $A \in \{0, 1\}^{m \times n}$  is left-regular with left-degree  $d_l$ , and has girth of at least six. Define the constant  $C'$  as in (25) or (26) as appropriate. Then for all  $k < C'/2$ , the matrix  $A$  satisfies the RNSP of order  $k$ , with constants*

$$\rho = \frac{k}{C' - k}, \tau = \frac{C' - k}{C'k} \beta. \quad (33)$$

The proof of Theorem 11 is entirely analogous to that of Theorem 10, with the bound in Theorem 9 replacing that in Theorem 8. Therefore the proof is omitted.

The results in Theorem 10 lead to sharper bounds for the sparsity count compared to using RIP and coherence bounds. This is illustrated next.

**Example 2.** *Suppose  $A \in \{0, 1\}^{m \times n}$  is left-regular with degree  $d_l$  and with the inner product between any two columns bounded by  $\lambda$ . Then it is easy to see that the coherence  $\mu$  of  $A$  is bounded by  $\lambda/d_l$ . Therefore, if we use Theorem 7, then it follows that  $(A, \Delta_{\text{BP}})$  achieves robust  $k$ -sparse recovery whenever*

$$k < \left\lfloor \frac{2d_l}{3\sqrt{3}\lambda} + \frac{2}{3} \right\rfloor.$$

*In contrast, if we use Theorem 10, it follows that  $(A, \Delta_{\text{BP}})$  achieves robust sparse recovery whenever  $k < d_l/\lambda$ , which is an improvement by a factor of roughly  $3\sqrt{3}/2 \approx 2.6$ .*

## 8 Lower Bounds on the Number of Measurements

Theorem 9 shows that, for a fixed left degree  $d_l$ , as the girth of the graph corresponding to  $A$  becomes larger, so does the constant  $C'$ . Therefore, as the girth of  $A$  increases, so does the upper bound on  $k$  as obtained from Theorem 11. This suggests that, for a given left degree  $d_l$  and number

of input nodes  $n$ , it is better to choose graphs of large girth. However, as shown next, as the girth of a graph is increased, the number of measurements  $m$  also increases. As shown below, the “optimal” choice for the girth is actually 6.

To establish this statement, let us define

$$\bar{k} := \begin{cases} (d_l - 1)^t & \text{if } g = 4t + 2, \\ (d_l - 1)^{t-1} & \text{if } g = 4t. \end{cases} \quad (34)$$

It is recognized that  $\bar{k}$  is just the last term in the summation in (25) and (26). Now, if the actual sparsity count  $k$  satisfies  $k \leq \bar{k}$ , then it follows from Theorem 9 that the pair  $(A, \Delta_{\text{BP}})$  achieves robust  $k$ -sparse recovery. As stated before, if we choose the matrix  $A$  to have higher and higher girth, the bound  $\bar{k}$  also becomes higher. So the question therefore becomes: What happens to  $m$ , the number of measurements, as the girth is increased? The answer is given next.

**Theorem 12.** *Suppose  $A \in \{0, 1\}^{m \times n}$  is  $d_l$ -left regular graph with  $m \leq n$ , and that every row and every column of  $A$  contain at least two ones. If the girth  $g$  of  $A$  equals  $4t + 2$ , then*

$$m \geq \bar{k}^{2/(t+1)} n^{t/(t+1)}, \quad (35)$$

whereas if  $g = 4t$  for  $t \geq 2$ , then

$$m \geq \bar{k}^{(2t-1)/[t(t-1)]} n^{(t-1)/t}. \quad (36)$$

The proof of Theorem 12 is based on the following result [34, Equations (1) and (2)]:

**Theorem 13.** *Suppose  $A \in \{0, 1\}^{m \times n}$  with  $m < n$ . Suppose further that in the bipartite graph associated with  $A$ , every node has degree  $\geq 2$ .<sup>2</sup> Let  $E$  denote the total number of edges of the graph, and define  $\bar{d}_l = E/n$ ,  $\bar{d}_r = E/m$  to be the average left-node degree and average right-node degree, respectively. Suppose finally that the graph has girth  $g = 2r$ . Then*

$$m \geq \sum_{i=0}^{r-1} (\bar{d}_l - 1)^{\lceil i/2 \rceil} (\bar{d}_r - 1)^{\lfloor i/2 \rfloor}. \quad (37)$$

It is important to note that the above theorem does not require any assumptions about the underlying graph (e.g., regularity). The only assumption is that every node has degree two or more, so as to rule out trivial cases. Usually such theorems are used to find upper bounds on the girth of a bipartite graph in terms of the numbers of its nodes and edges (as in Theorem 14 below). However, we turn it around here and use the theorem to find a lower bound on  $m$ , given the integers  $n$  and  $g$ .

Note that if  $g = 4$ , then  $r = 2$  and the bound (37) becomes  $m \geq \bar{d}_l$ , which is trivial. In fact  $m$  has to exceed the *maximum* degree of any left node. However, for  $g \geq 6$ , the bound in (37) is meaningful.

*Proof.* (Of Theorem 12:) The bound (37) implies that  $m$  is no smaller than the last term in the summation; that is

$$m \geq \bar{d}_l^{\lceil (r-1)/2 \rceil} \bar{d}_r^{\lfloor (r-1)/2 \rfloor}. \quad (38)$$

---

<sup>2</sup>This is equivalent to the requirement that every row and every column of  $A$  contains at least two ones.

Because  $A$  is assumed to be left-regular, actually  $\bar{d}_l = d_l$ , but we do not make use of this, and will carry the symbol  $\bar{d}_l$  throughout. By definition, we have that  $\bar{d}_r = (n\bar{d}_l)/m$ . Therefore, if  $n \geq m$ , then it follows that

$$\bar{d}_r - 1 = \frac{n\bar{d}_l}{m} - 1 \geq \frac{n\bar{d}_l}{m} - \frac{n}{m} = \frac{n}{m}(\bar{d}_l - 1).$$

Therefore (38) implies that

$$m \geq (\bar{d}_l - 1)^\alpha \left(\frac{n}{m}\right)^{\lfloor (r-1)/2 \rfloor}, \quad (39)$$

where

$$\alpha = \lceil (r-1)/2 \rceil + \lfloor (r-1)/2 \rfloor.$$

Now we treat the cases  $g = 4t + 2$  and  $g = 4t$  separately. If  $g = 4t + 2$ , then  $r = g/2 = 2t + 1$ , so that

$$\lceil (r-1)/2 \rceil = \lfloor (r-1)/2 \rfloor = t, \alpha = 2t.$$

Therefore (39) becomes

$$m \geq (\bar{d}_l - 1)^{2t} \left(\frac{n}{m}\right)^t = \bar{k}^2 \left(\frac{n}{m}\right)^t.$$

This can be rearranged as

$$m^{t+1} \geq n^t \bar{k}^2,$$

or

$$m \geq \bar{k}^{2/(t+1)} n^{t/(t+1)},$$

which is (35). In case  $g = 4t$ , the proof proceeds along entirely parallel lines and is omitted.  $\square$

It is obvious from (35) that the lower bound is minimized (for a fixed choice of  $n$  and  $\bar{k}$ ) with  $t = 1$ , or  $g = 6$ . Similarly, the lower bound in (36) is minimized when  $t = 2$ , or  $g = 8$ . Higher values of  $g$  would lead to more measurements being required. We can also compare  $g = 6$  with  $g = 8$  and show that  $g = 6$  is better. Let us substitute  $t = 1$  in (35) and  $t = 2$  in (36). This gives

$$m \geq \begin{cases} \bar{k}n^{1/2} & \text{if } g = 6, \\ \bar{k}^{3/2}n^{1/2} & \text{if } g = 8. \end{cases} \quad (40)$$

If we wish to have fewer measurements than the dimension of the unknown vector, we can set  $m < n$ . Substituting this requirement into (40) leads to

$$\bar{k} < n^{1/2} \text{ if } g = 6, \bar{k} < n^{1/3} \text{ if } g = 8.$$

Hence graphs of girth 6 are preferable to graphs of girth 8, because the upper limit on the recoverable sparsity count  $\bar{k}$  is higher with a graph of girth 6 than with a graph of girth 8.

## 9 Low Girth in Compressed Sensing vs. High Girth in Coding Theory

As shown in the previous section, in compressed sensing left-regular bipartite graphs of girth six are preferable to graphs with higher girths. It is easy to understand why graphs of girth four are undesirable. For left-regular graphs of column degree  $d_l$  and girth four, recovery is guaranteed only for  $k < (d_l - 1)/2$ , whereas for left-regular graphs of column degree  $d_l$  and girth six, recovery is guaranteed for  $k < d_l$ , or twice as large a bound. However, it is counter-intuitive that graphs of

*higher* girth are also inferior to graphs of girth six when it comes to compressed sensing, because in LDPC coding, the higher the girth, the better the decoding performance. In this brief section, we attempt to explain this disparity.

Iterative decoding algorithms for LDPC codes such as message passing [35] or belief propagation [36] take advantage of the fact that the variable nodes are “locally independent” through multiple iterations. The higher the girth of the graph, the greater the number of iterations through which the local independence assumption holds. Another interpretation is in terms of “error floors” defined in [37]. An error floor in the performance curve means that as the signal to noise ratio (SNR) increases, the decoding failure rate does not decrease as rapidly as before. The error floor phenomenon happens when there exist error-prone sub-structures in the Tanner graph<sup>3</sup> such as *near-codewords* [38], *trapping sets* [37], *absorbing sets* [39] and *pseudo-codewords* [40]. A trapping set is defined as a set of variable nodes that are connected to check nodes with odd degree and they are shown to happen in short cycles in the Tanner graph. Thus, in order to eliminate trapping sets, short cycles are avoided in the Tanner graph by ensuring that it has high girth.

The fact is that, while both coding and compressed sensing use binary matrices, there are some significant differences between them. In coding, the number of bit-flipping errors  $k$  (which is analogous the sparsity count in compressed sensing) is a linear multiple of  $n$ , say  $k = \alpha n$  for some  $\alpha \in (0, 1)$ . In this case the universal lower bound from Theorem 3 becomes  $m = O(n\alpha \log(1/\alpha))$ , and the challenge is to design codes where the number  $m$  of parity check bits grows linearly with  $n$ . In contrast, in compressed sensing, the emphasis is on the case where  $k$  grows *sublinearly* with respect to  $n$ , and the objective is to ensure that the number of measurements  $m$  also grows more slowly than  $n$ , though faster than  $k$ . In this setting, the *rate of the code* defined as  $1 - m/n$  approaches 1 as  $n$  grows. For this setting, as shown here, the optimal girth of the bipartite graph is six.

## 10 Construction of Nearly Optimal Graphs of Girth Six

The discussion of the preceding section suggests that we must look for bipartite graphs of girth six where the integer  $m$  satisfies the bound (37) with the  $\geq$  replaced by an equality, or at least, close to it. In this section we prove a general result to the effect that a class of binary matrices has girth six. Then we give two specific constructions. The first of these is based on array codes which are a part of low density parity check (LDPC) codes, and the second is based on Euler squares. The first construction is easier to explain, but the second one gives far more flexibility in terms of the number of measurements.

Here is the general theorem.

**Theorem 14.** *Suppose  $A \in \{0, 1\}^{l \times q^2}$  for some integers  $4 \leq l \leq q - 1$ . Suppose further that*

1.  $\bar{d}_l \geq l$ , where  $\bar{d}_l$  is the average left degree of  $A$ .
2. The maximum inner product between any two columns of  $A$  is one.
3. Every row and every column of  $A$  have at least two ones.

*Then the girth of  $A$  is six.*

---

<sup>3</sup>This is the bipartite graph corresponding to the parity check matrix where the larger side is the set of *variable* nodes and the smaller side is the set of *check* nodes.

**Remark:** Before proving the theorem, let us see how closely such a matrix satisfies the inequality (37). In the constructions below we have that  $\bar{d}_l = d_l = l$ ,  $g = 6$  and  $r = 3$ . Therefore the bound in (37) becomes

$$m \geq 1 + (l - 1) + (l - 1)(q - 1) = q(l - 1) + 1.$$

Since  $m = lq$ , we see that the actual value of  $m$  exceeds the lower bound for  $m$  by a factor of  $l/(l - 1)$  (after neglecting the last term of  $-1$  on the right side). Note that there is no guarantee that the lower bound in Theorem 10 is actually achievable. So the class of matrices proposed above (if they could actually be constructed), can be said to be “near optimal.” In applying this theorem, we would choose  $q$  such that  $n \leq q^2$ , and choose any desired  $l \leq q - 1$ . With such a measurement matrix, basis pursuit will achieve robust  $k$ -sparse recovery up to  $k < l$ , that is,  $k < \sqrt{n}$ , more or less.

*Proof.* Let  $g$  denote the girth of  $A$ . Then Condition (2) implies that  $g \geq 6$ . Condition (3) implies that the bound (37) applies with  $m = lq$ ,  $n = q^2$ ,  $n/m = q/l$ . Let  $g = 2r$ , and define

$$\alpha = \lceil (r - 1)/2 \rceil + \lfloor (r - 1)/2 \rfloor, \beta = \lfloor (r - 1)/2 \rfloor.$$

Then the inequality (37) implies that

$$lq \geq (\bar{d}_l - 1)^\alpha (q/l)^\beta \geq (l - 1)^\alpha (q/l)^\beta.$$

This can be rewritten as

$$(l - 1)^\alpha \frac{q^{\beta-1}}{l^{\beta+1}} \leq 1. \quad (41)$$

Note that  $g \geq 6$ , so that  $r \geq 3$ , due to Condition (2). We study two cases separately.

**Case (1):**  $g = 4t$  for some  $t \geq 2$ . In this case

$$(r - 1)/2 = t - 1/2, \lceil (r - 1)/2 \rceil = t, \lfloor (r - 1)/2 \rfloor = t - 1,$$

$$\alpha = 2t - 1, \beta = t - 1.$$

Therefore (41) becomes

$$(l - 1)^{2t-1} \frac{q^{t-2}}{l^t} \leq 1, \quad (42)$$

or

$$q^{t-2} (l - 1)^{t-1} \leq \left( \frac{l}{l - 1} \right)^t \leq 2^t,$$

because  $l/(l - 1) \leq 2$  for  $l \geq 2$ . Also

$$q^{t-2} (l - 1)^{t-1} \geq q^{t-2} (l - 1)^{t-2} = [q(l - 1)]^{t-2}.$$

Combining these inequalities gives

$$[q(l - 1)]^{t-2} \leq 2^t,$$

or

$$\left[ \frac{q(l - 1)}{2} \right]^{t-2} \leq 2^2 = 4. \quad (43)$$

It is now shown that (43) cannot hold if  $t \geq 3$ . If  $t \geq 3$ , then

$$\frac{q(l-1)}{2} \leq \left[ \frac{q(l-1)}{2} \right]^{t-2} \leq 4,$$

or  $q(l-1) \leq 8$ . However,  $q \geq 5$  and  $l-1 \geq 3$ , so this inequality cannot hold. Now let us consider the possibility that  $g = 8$ , i.e., that  $t = 2$ . In this case (42) becomes

$$(l-1)^3 \frac{1}{l^2} \leq 1, \text{ or } (l-1)^3 \leq l^2.$$

This inequality can hold only for  $l = 1, 2, 3$  and not if  $l \geq 4$ . Hence  $A$  cannot have girth  $4t$  for any  $t \geq 2$ .

**Case (2):**  $g = 4t + 2$  for some  $t \geq 1$ . In this case

$$\lceil (r-1)/2 \rceil = \lfloor (r-1)/2 \rfloor = t, \alpha = 2t, \beta = t.$$

So (41) becomes

$$(l-1)^{2t} \frac{q^{t-1}}{l^{t+1}} \leq 1. \quad (44)$$

As before, this can be rewritten as

$$q^{t-1}(l-1)^{t-1} \leq \left( \frac{l}{l-1} \right)^{t+1} \leq 2^{t+1},$$

or

$$\left[ \frac{q(l-1)}{2} \right]^{t-1} \leq 2^2 = 4. \quad (45)$$

This inequality can hold if  $t = 1$  because the left side equals 1. However, if  $t > 1$ , then (45) implies that

$$\frac{q(l-1)}{2} \leq \left[ \frac{q(l-1)}{2} \right]^{t-1} \leq 4,$$

or  $q(l-1) \leq 8$ , which is impossible. Hence (45) implies that  $t = 1$ , or that  $g = 6$ .  $\square$

Now we present two explicit constructions of binary matrices that satisfy the conditions of Theorem 14.

The first construction is taken from the theory of low density parity check (LDPC) codes, and is a generalization of [41]. This type of construction for Low Density Parity Check codes (LDPC) was first introduced in [42]. Let  $q$  be a prime number, and let  $P \in \{0, 1\}^{q \times q}$  be any ‘‘fixed-point free’’ permutation of  $[q]$ . In [41]  $P$  is taken as the shift permutation matrix defined by  $P_{i, i-1} = 1$  and the rest zeros, where  $i-1$  is interpreted modulo  $q$ . Then  $P^q = I$ , the identity matrix. Now let  $l < q$  be any integer, and define the matrix  $H(q, l) \in \{0, 1\}^{lq \times q^2}$  as the block-partitioned matrix  $[M_{ij}]$ ,  $i \in [l]$ ,  $j \in [q]$ , where

$$M_{ij} = P^{(i-1)(j-1)}. \quad (46)$$

More elaborately, the matrix  $H(q, l)$  is given by

$$H(q, l) = \begin{bmatrix} I & I & I & \dots & I \\ I & P & P^2 & \dots & P^{q-1} \\ I & P^2 & P^4 & \dots & P^{2(q-1)} \\ \vdots & \vdots & \ddots & \vdots & \vdots \\ I & P^{l-1} & P^{2(l-1)} & \dots & P^{(l-1)(q-1)} \end{bmatrix}. \quad (47)$$



The matrix  $H(q, l)$  is biregular, with left (column) degree  $l$  and right (row) degree  $q$ . It is rank-deficient, having rank  $(q - 1)l + 1$ . In principle we could drop the redundant rows, but that would destroy the left-regularity of the matrix, thus rendering the theory in this paper inapplicable. (However, the resulting matrix would still be right-regular.) Moreover, due to the fixed-point free nature of  $P$ , it follows that the inner product between any two columns of  $H(q, l)$  is at most equal to one.

It is shown in [41, Proposition 1] that  $H(q, l)$  has girth six, but that follows from Theorem 14.

The second construction is based on Euler squares. In [25], a general recipe is given for constructing generalized Euler squares. This is used in [24] to construct an associated binary matrix of order  $lq \times q^2$  where  $q$  is any arbitrary integer (in contrast with the construction of [41] which requires  $q$  to be a prime number), such that the maximum inner product between any two columns is at most equal to one. Again, by Theorem 14, such matrices have girth six and are thus nearly optimal for compressed sensing. The upper bound on  $l$  is defined as follows: Let  $q = 2^{r_0} p_1^{r_1} \dots p_s^{r_s}$  be the prime number decomposition of  $q$ . Then  $l < \min\{2^{r_0}, p_1^{r_1}, \dots, p_s^{r_s}\}$ . In particular if  $q$  is a prime or a power of a prime, then we can have  $l < q - 1$ . It is easy to verify that, if  $q$  is a prime, then the construction in [24] is the same as the array code construction of [41] with permuted columns. For the case where  $q$  is a prime power, the construction is more elaborate and is not pursued further here.

**Example 3.** *In this example we compare the number of samples required when using the DeVore construction and a matrix that satisfies the hypotheses of Theorem 14, such as the array code matrix or the Euler square matrix. The conclusions are that: (i) When  $k < \sqrt{n}/4$ , the DeVore construction requires fewer measurements than the array code, whereas when  $\sqrt{n}/4 < k < \sqrt{n}$ , the array code type of matrix requires fewer measurements. (ii) When  $k > \sqrt{n}/2$ , the DeVore construction requires more measurements than  $n$ , the dimension of the unknown vector, whereas the array code construction has  $m < n$  whenever  $k < \sqrt{n}$ .*

*To see this, recall that the DeVore construction produces a matrix of dimensions  $q^2 \times q^{r+1}$  with the maximum inner product between columns equal to  $r$ , and each column contains  $q$  ones. So if we choose  $r = 2$ , then  $\lambda$  in Theorem 11 equals 2, while  $d_l = q$ . Consequently the DeVore matrix satisfies the RNSP of order  $k$  whenever  $k < q/2$ , and the number of measurements  $m_D$  equals  $q^2 = 4k^2$ . Thus  $m_D < n$  requires that  $4k^2 < n$ , or  $k < \sqrt{n}/2$ . In contrast, a matrix of the type discussed in Theorem 14 has dimensions  $lq \times q^2$  where  $n = q^2$  and  $l = k + 1$ . For this class of matrices, we have  $\lambda = 1$  and  $d_l = q$ . This matrix satisfies the RNSP whenever  $k = l - 1 < q$ , and the number of measurements equals  $lq = (k + 1)q$ . Now  $4k^2 < kq$  if and only if  $k < q/4 = \sqrt{n}/4$ . Also  $m_A = (k + 1)q < n = q^2$  whenever  $k + 1 < q = \sqrt{n}$ . Here, in the interests of simplicity, we ignore the fact that  $q$  has to be a prime number in both cases, and various rounding up operations.*

## 11 Phase Transitions

Phase transition refers to an abrupt change in the qualitative behavior of the solution to a problem as the parameters are changed. In the case of compressed sensing, let us define two quantities:  $\theta := m/n$ , which is known as the undersampling ratio, and  $\phi := k/m$ , which is known as the oversampling ratio.<sup>4</sup> Suppose we choose integers  $n, m < n$ , together with a matrix  $A$ , and use basis pursuit as the decoder. If a  $k$ -sparse vector is chosen at random, we can ask: What is the probability that  $(A, \Delta_{BP})$  recovers the vector?

<sup>4</sup>This terminology is introduced in [6] with  $m/n$  denoted by  $\delta$  and  $k/m$  denoted by  $\rho$ . Since these symbols are now used to denote different quantities in the compressed sensing literature, we use  $\theta$  and  $\phi$  instead.

This question is answered in [6, 43] using techniques from combinatorial geometry, specifically polytope theory. Suppose  $P$  is a convex polytope, that is, the convex hull of a finite number of points in  $\mathbb{R}^n$ , and  $A$  as a  $m \times n$  matrix. Polytopes have vertices, edges and  $k$ -dimensional faces called *facets*. Let  $f_k(P)$  denote the number of facets of dimension  $k$ . In particular, we can define various polytopes corresponding to  $k$ -sparse vectors in  $\mathbb{R}^n$ , which is called a “cross polytope” [43]. The image of  $P$  under  $A$ , denoted by  $AP$ , is also a polytope, and for each  $k$ , we have that  $f_k(AP) \leq f_k(P)$ . Moreover, it is shown in [43] that, if  $x$  is drawn at random from the cross polytope  $P$ , then the probability of recovering  $x$  via basis pursuit equals the ratio  $f_k(AP)/f_k(P)$ . Thus the question becomes of analyzing the behavior of this ratio for specific polytopes  $P$  and specific matrices  $A$ .

In [7], it is proved that if  $A$  consists of samples of a normal (Gaussian) random variable, then as  $n \rightarrow \infty$  this recovery probability (i.e., the face count ratio) exhibits a sharp change when  $\phi$  is increased for a fixed  $\theta$ . It is claimed that this behavior is observed even with moderate values of  $n$  such as  $n = 1024$ . In this paper, the authors make a distinction between two types of recovery, namely uniform and nonuniform. In uniform recovery, basis pursuit is expected to recover *all*  $k$ -sparse vectors, with high probability (with respect to the randomly generated Gaussian matrix). In nonuniform recovery, there is also a uniform probability measure on the set of  $k$ -sparse vectors in  $\mathbb{R}^n$ , and basis pursuit is expected to recover a  $k$ -sparse vector with high probability (both with respect to the randomly generated  $k$ -sparse vector and the randomly generated Gaussian vector). Clearly, nonuniform recovery holds whenever uniform recovery holds, but the converse need not be true. In the present paper, the focus is on uniform recovery.

Donoho and Tanner in [8] and [44] define the strong threshold  $\phi_s$  and weak threshold  $\phi_w$  as the threshold for uniform and nonuniform recovery, respectively. Unfortunately, there is no closed form expression for  $\phi$  values either in the weak or the strong case. However, in [44], Theorems 1.4 and 1.5 suggest complicated formulas for these  $\phi$  functions that work in the *asymptotic* case when  $n \rightarrow \infty$  (or  $\delta \rightarrow 0$ ). The complicated closed form formulas for  $\delta \rightarrow 0$  can be approximated as follows:

$$\phi_s(\theta) \approx \left| \frac{1}{2e \log(\sqrt{\pi}\theta)} \right|, \theta \rightarrow 0,$$

$$\phi_w(\theta) \approx \left| \frac{1}{2 \log(\theta)} \right|, \theta \rightarrow 0.$$

It can be seen that, as  $\theta \rightarrow 0$ ,  $\phi_w(\theta) \approx e\phi_s(\theta)$ . This means that, when  $n$  is very large and  $\theta$  is very small (that is, very few measurements compared to the dimension of the unknown vector), the threshold in  $k$  for recovering *the vast majority* of  $k$ -sparse vectors is roughly  $e$  times the threshold for recovering *all*  $k$ -sparse vectors.

All of the results mentioned above are for Gaussian measurement matrices. They are rigorous and draw upon very deep results about Gaussian random variables. However, there is interest to see whether similar phase transition behavior is observed with other types of measurement matrices. It is shown in [43, 45, 11] that a large class of random and deterministic measurement matrices display the same phase transition boundary as Gaussian matrices. Specifically, in [11] the authors study various deterministic constructions for measurement matrices, such as Spikes and Sines, Spikes and Noiselets, Delsarte-Goethals frames, Grassmanian frames, Paley frames and Chirp matrices. They conclude that all of these matrices display the same phase transition boundary as with Gaussian matrices. However, as mentioned by the authors of [11], all of the deterministic matrices they study satisfy only the “statistical restricted isometry property (STRIP)” and not necessarily the RIP. Thus, with the class of deterministic matrices studied in [11], there is no *guaranteed* recovery via

	Array Matrix		DeVore Matrix		Gaussian Matrix	
$k$	$m_A$	$T$ in sec.	$m_D$	$T$ in sec.	$m_G$	$T$ in sec.
14	2,235	29.014	841	15.94	11,683	259,100
69	10,430	248.5	19,321	1795	44,345	692,260

Table 1: Comparison of DeVore, array code and random Gaussian matrices for  $n = 149^2 = 22,201$  and  $k = 14, 69$

basis pursuit. The main motivation for this part of the present paper is to fill this gap, by studying phase transitions in basis pursuit with a class of deterministic matrices that are *guaranteed* to achieve sparse recovery, namely the DeVore class and the array matrix class.

## 12 Numerical Experiments

In this section we carry out two different numerical experiments to illustrate the use of binary matrices in compressed sensing. In each experiment, we compare the array code matrix proposed here with the DeVore construction of [12] and a random Gaussian matrix. In the first experiment the objective is to compare both classes of binary matrices with random Gaussian matrices, while the objective in the second experiment is to compare the phase transition boundaries for all three classes of matrices. In each case, we generate 100 random  $k$ -sparse vectors, and use the CVX package under MATLAB to perform  $\ell_1$ -norm minimization.

### 12.1 Guaranteed Recovery

In this experiment, we fix the vector dimension  $n$ , and vary the sparsity count  $k$ . Specifically, the dimension  $n$  is chosen as  $n = 149^2 = 22,201$ , and two different sparsity counts  $k$  are chosen, namely  $k = 14$  and  $k = 69$ . For each of the array code matrix, the DeVore matrix, and a random Gaussian matrix, the number of measurements  $m$  is chosen so as to *guarantee* robust  $k$ -sparse recovery using basis pursuit. In the case of the random Gaussian matrix, the failure probability  $\xi$  is chosen as  $10^{-9}$ , and the number of samples  $m$  is chosen in accordance with Theorem 2, specifically (6). Because the number of measurements  $m$  in each case is chosen to be large enough to guarantee recovery, the only items of interest are (i) value of  $m$  for the same  $n, k$  with different methods of generating  $A$ , and (ii) the CPU time associated with basis pursuit in each case.

When  $n = 149^2$  and  $k = 14$ , with the array code matrix we choose  $q = \sqrt{n} = 149$ , and  $d_l = k + 1 = 15$ , which leads to  $m = d_l \sqrt{n} = 2,235$  measurements. With DeVore's construction, we choose  $q$  to be the next largest prime after  $2k$ , namely  $q = 29$ , and  $m = 29^2 = 841$ . Because  $k < \sqrt{n}/4$ , the DeVore construction requires fewer measurements than the array code matrix, as expected. When  $k = 69$ , with the array code matrix we choose  $d_l = k + 1 = 70$ , and  $m = d_l \sqrt{n} = 10,430$  measurements. In contrast, with the DeVore construction, we choose  $q$  to be the next largest prime after  $2k$ , namely 139, which leads to  $m = q^2 = 19,321$ . Because  $k > \sqrt{n}/4$ , the DeVore construction requires more measurements than the array code matrix, as expected. For the random Gaussian matrix, (6) gives  $m = 11,683$  when  $n = 149^2, k = 14$ , and  $m = 44,345$ , that is, *more than*  $n$ , when  $k = 69$ . Therefore there was no point in running the Gaussian method with  $k = 69$ .

The results are shown in Table 1. From this Table it can be seen that both classes of binary matrices (DeVore and array code) require significantly less CPU time compared to random Gaussian matrices. As shown in Example 3, the DeVore matrix is to be preferred when  $k < \sqrt{n}/4$  while the array code matrix is to be preferred when  $k > \sqrt{n}/4$ . But in either case, both classes of matrices are preferable to random Gaussian matrices.

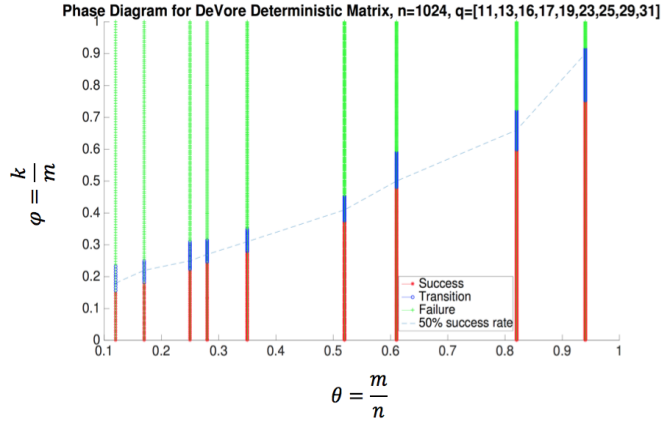


Figure 1: Phase transition diagram with success, transition and failure regions for  $n = 1024$  using DeVore measurement matrix

## 12.2 Phase Transition Study

In this subsection we compare the phase transition behavior of the basis pursuit formulation with both classes of binary matrices (DeVore and array code), and random Gaussian matrices. The dimension of the vector  $n$  is chosen to be 1024, to match the previous literature on the topic. The phase transition boundary for the Gaussian case is computed using the software provided by Prof. David Donoho. For the DeVore class of binary matrices, we again chose  $n = 1024 = 2^{10}$  which is an even power of a prime number. For the array code class, we chose  $m = 961 = 31^2$ , which is the nearest square of a prime number to 1024. For each class of binary matrix, there are only certain values of  $m$  that are permissible. For the DeVore class,  $m$  equals the square of a prime number  $q$  such that  $m = q^2 < n$ . Thus the permissible choices for  $q$  are

$$\{11, 13, 16, 17, 19, 23, 25, 29, 31\}.$$

Note that we omitted the possibility of  $q = 8$  as being too small. In the case of array matrices  $n = 31^2 = q^2$ , and the permissible values of  $m$  are  $lq$  as  $l$  ranges from 1 to  $q - 1 = 30$ .

Our first objective is to compare the phase transition width for binary versus Gaussian matrices. The phase transition width is defined as the interval of values of  $\phi$  for which the recovery rate is 5% and 95%. The specific questions studied are:

1. Is the phase transition width the same for all three types of matrices?
2. As  $n$  is varied, does the phase transition width vary as  $C/\sqrt{n}$  for some constant  $C$  that is *independent* of the method used?
3. What is the CPU time with each type of binary matrix?
4. Is the 95% recovery value of  $\phi$  for a given  $\theta$  the same for all three types of matrices?

The results are presented in Table 2. It can be seen that the transition widths are almost the same for the three methods, which suggests that phase transition is a universal property and is independent of the measurement matrix. The CPU time needed to run basis pursuit is also indicated in Table 2. From this it is clear that binary measurement matrices provide a far more time-efficient recovery procedure, especially when  $n$  is large.

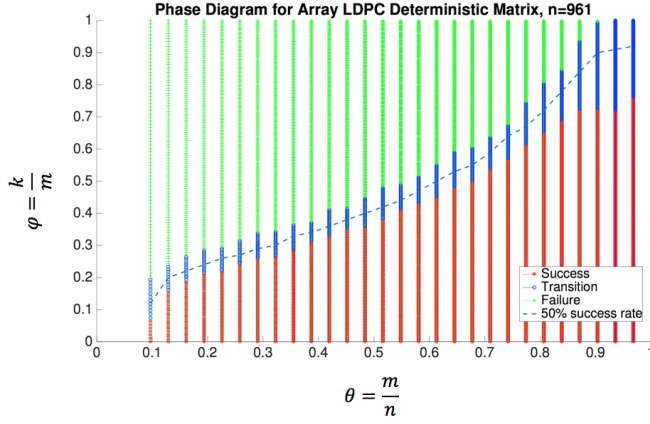


Figure 2: Phase transition diagram with success, transition and failure regions for  $n = 961$  using array LDPC parity check matrix

Table 2: Comparison of transition widths  $w$ , 50% success rate width  $w_{50}$ , average width  $\bar{w}$  and elapsed time  $T$  for  $n = 1024$  using Binary DeVore matrix and Gaussian measurement matrix (subscript  $b$  and  $g$  respectively)

$\theta$	$w_b$	$w_g$	$w_{50_b}$	$w_{50_g}$	$T_b$ in sec.	$T_g$ in sec.
0.12	0.083	0.074	0.18	0.2	70	182
0.17	0.071	0.071	0.22	0.22	106	416
0.25	0.09	0.078	0.25	0.27	168	1435
0.28	0.073	0.059	0.27	0.28	222	1484
0.35	0.072	0.066	0.31	0.32	316	5038
0.52	0.08	0.07	0.41	0.39	636	8695
0.61	0.11	0.09	0.5	0.46	1695	12810
0.82	0.12	0.1	0.66	0.63	1744	13453
0.94	0.17	0.15	0.9	0.77	2261	15827
$\bar{w}$	0.097	0.084	-			

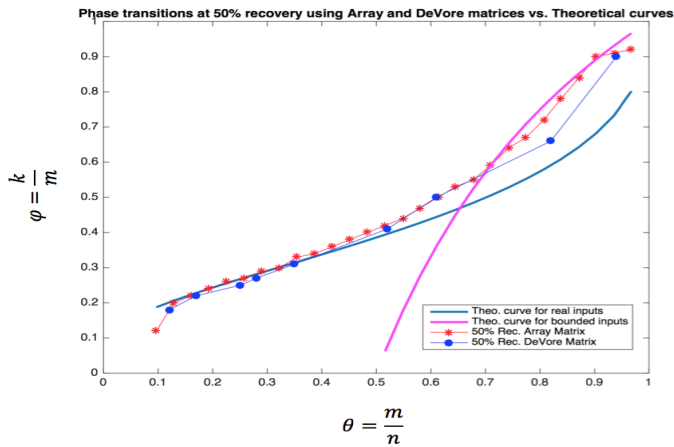


Figure 3: Theoretical curves for real and bounded inputs and 95% recovery curve using array LDPC parity check matrix and DeVore matrix

Table 3: Phase transition widths  $w$ , 50% success rate width  $w_{50}$ , average width  $\bar{w}$  and the constant  $C_1$  for three different dimensions,  $n = 256, 512, 1024$  using DeVore's Binary measurement matrix

$n$	$\theta$	$w$	$w_{50}$	$n$	$\theta$	$w$	$w_{50}$	$n$	$\theta$	$w$	$w_{50}$
256	0.19	0.16	0.2	512	0.16	0.11	0.2	1024	0.12	0.083	0.18
	0.25	0.16	0.22		0.24	0.09	0.24		0.17	0.071	0.22
	0.32	0.14	0.31		0.33	0.095	0.3		0.25	0.09	0.25
	0.47	0.16	0.36		0.5	0.11	0.4		0.28	0.073	0.27
	0.66	0.17	0.47		0.57	0.11	0.43		0.35	0.072	0.31
	-	-	-		0.71	0.15	0.52		0.52	0.08	0.41
	-	-	-		-	-	-		0.61	0.11	0.5
	-	-	-		-	-	-		0.82	0.12	0.66
-	-	-	-	-	-	0.94	0.17	0.9			
$\bar{w}$	0.16			0.11			0.097				
$C_1$	2.56			2.53			3.104				
$\Delta$	0.01			0.009			0.011				

Table 4: Phase transition widths  $w$ , 50% success rate width  $w_{50}$ , average width  $\bar{w}$  for  $n = 961$  using array LDPC parity check matrix

$\theta$	$m$	$w$	$w_{50}$	$T$ in sec.
0.1935	186	0.08	0.24	0.9423
0.2258	217	0.08	0.24	0.9351
0.2581	248	0.08	0.27	0.8931
0.2903	279	0.08	0.29	0.8732
0.3548	341	0.07	0.33	0.8458
0.5161	496	0.1	0.42	0.6909
0.6129	589	0.1	0.5	0.5946
0.8387	806	0.16	0.78	0.1818
0.9355	899	0.28	0.91	0.0385
$\bar{w}$	0.1144			

Next we computed the width of the phase transition region for each method, using the formula  $C_1/\sqrt{n}$  for some constant  $C_1$  as claimed in [11]. We tried three different  $n$  values, ( $n = 256, 512, 1024$ ), using DeVore’s binary measurement matrices of dimensions  $q^2 \times n$ . As it is discussed earlier in this paper,  $q$  must satisfy  $\sqrt[3]{n} \leq q < \sqrt{n}$ . For a fixed  $m$  and  $n$ , the phase transition zone is found by varying  $k$  in  $[1, m]$ . In order to find the constant  $C_1$  for each  $n$ , we consider the average weight  $\bar{w}$  and  $C_1 = \bar{w} \times \sqrt{n}$ . This gives us three different but yet close values of  $C_1$ . By setting  $C_1 = 2.7$  (which is the average of all  $C_1$  values), we can assume that for binary DeVore’s measurement matrix, the phase transition width is of the form  $\frac{2.7}{\sqrt{n}}$ . In Table 3,  $\Delta$  shows how far off this expression is for each  $n$ . Since  $\Delta$  is around 0.01 for each  $n$ , we can claim that  $C_1 = 2.7$  is a reasonable choice and for DeVore’s binary measurement matrices, the phase transition width follows the same formula as in Gaussian matrices.

We repeated the same experiment for the array code matrix with  $n = 961 = q^2$ . In this case,  $k < d_l - 1$ , where  $d_l$  lies in the range 2 to  $q$ . Hence  $k$  was varied in the range  $[1, d_l - 2]$ . The phase diagram is shown in Figure 2. Table 4 shows the phase transition width and the CPU time using the array code matrices. A comparison of Table 3 and Table 4 shows that for almost a similar  $n$  value ( $n = 1024$  vs.  $n = 961$ ), array matrices are much faster in recovery than DeVore and Gaussian matrices while the phase transition width is nearly identical in all cases.

Our final observation is presented in Figure 3. It shows that the experimental phase transition boundary for the array and DeVore binary deterministic matrices for 95% recovery perfectly matches the asymptotic (theoretical) curve shown in [46, Figure 1] and reproduced here.<sup>5</sup>

### 13 Discussion

In this paper we have built upon a previously proven sufficient condition for *stable*  $k$ -sparse recovery, and showed that it actually guarantees *robust*  $k$ -sparse recovery, that is, basis pursuit achieves  $k$ -sparse recovery even in the presence of measurement noise. We then derived a *universal lower bound* on the number of measurements in order for binary matrix to satisfy this sufficient condition. Ideally, we would like to prove a universal *necessary* condition along the following lines: If a left-regular binary measurement matrix  $A$  achieves robust  $k$ -sparse recovery of order  $k$ , then  $d_l \geq \phi(k)$  where  $\phi(\cdot)$  is some function that is waiting to be discovered. In such a case, the bounds in Theorem 11 would truly be universal. At present, there are no known universal necessary conditions for binary measurement matrices, other than Theorem 3 which is applicable to *all* matrices, not just binary matrices.

Note that, as shown in [17, Problem 13.6], a binary matrix does not satisfy the RIP of order  $k$  with constant  $\delta$  unless

$$m \geq \min \left\{ \frac{1 - \delta}{1 + \delta} n, \left( \frac{1 - \delta}{1 + \delta} \right)^2 k^2 \right\}.$$

This negative result has often been used to suggest that binary matrices are not suitable for compressed sensing. However, RIP is only a *sufficient* condition for robust sparse recovery, and as shown here, it is possible to provide far weaker sufficient conditions for robust sparse recovery in terms of the RNSP, when the measurement matrix is binary.

Moreover, it is possible to compare the sample complexities implied by (6) for random Gaussian matrices with those corresponding to the DeVore class and the array code class, to see that when  $n < 10^5$  and  $k < \sqrt{n}$ , in fact binary matrices require fewer measurements, as shown in Table 5.

---

<sup>5</sup>We thank Prof. David Donoho for providing the software to reproduce the curve.

Table 5: Comparison of the number of measurements for the DeVore binary matrix, the array code binary matrix, and the random Gaussian matrix. Note that  $m_D = q_D^2$  and  $m_A = (k + 1)q_A$ . The quantity  $m_G$  is computed according to (6).

$n$	$k$	$q_D$	$m_D$	$q_A$	$m_A$	$m_G$
900	5	11	121	31	186	4,467
	10	23	529		341	6,682
	15	31	961		496	8,982
	20	41	1,681		651	10,863
$10^4$	20	47	2,209	101	2,121	14,436
	40	83	6,889		4,141	25,430
	60	127	16,129		6,161	35,600
	80	163	26,569		8,181	45,232
$10^5$	50	101	10,201	317	16,167	39,165
	100	211	44,521		32,017	71,878
	150	307	94,249		47,867	102,604
	200	401	160,801		63,717	132,030

One might argue that the bound in (6) is only a *sufficient* condition for the number of measurements, and that in actual examples, far fewer measurements suffice. This is precisely the motivation behind studying the phase transition of basis pursuit with binary matrices. As shown in Section 12.2, in fact there is no difference between the phase transition behavior of random Gaussian matrices and binary matrices. This observation reinforces earlier observations in [11]. In other words, the fraction of randomly generated  $k$ -sparse vectors that can be recovered using  $m$  measurements is the same whether one uses Gaussian matrices or binary matrices. Given that basis pursuit can be implemented much more efficiently with binary measurement matrices than with random Gaussian matrices, and both classes of matrices exhibit similar phase transition properties, there appears to be a very strong case for preferring binary measurement matrices over random Gaussian matrices, notwithstanding the “order-optimality” of the latter class.

There is one final point that we wish to make. Theorem 12 suggests that, in order to use binary matrices for compressed sensing, it is better to use graphs with *small* girth, in fact, of girth six. This runs counter to the intuition in LDPC decoding, where one wishes to design binary matrices with *large* girth. Indeed, in [47], the authors build on an earlier paper [48] and develop a message-passing type of decoder that achieves order-optimality using a binary matrix. The binary matrices that is used in [47] all have *large* girth  $\Omega(\log n)$  which is the theoretical upper bound. This discrepancy needs to be explored. At present all that we can say is that the model for compressed sensing using in [47] is different from the one used here and in most of the compressed sensing literature. Specifically (to paraphrase a little bit), in [47] in the unknown vector, each component is binary, and the probability that the component equals one is  $k/n$ . Thus, the *expected value* of nonzero bits is  $k$ , but it could be larger or smaller. Accordingly, the actual sparsity count is a random number that could exceed  $k$ . The recovery results proved in [47] are also probabilistic in nature. It is worth further study to determine whether this difference is sufficient to explain why, in the present case, graphs of low girth are to be preferred.



## Acknowledgement

The authors thank Prof. David Donoho and Mr. Hatef Monajemi of Stanford University for their helpful suggestions on phase transitions, and for providing code to enable us to reproduce their computational results. They also thank Prof. Phanindra Jampana of IIT Hyderabad for helpful discussions on the construction of Euler squares.

## References

- [1] S. S. Chen, D. L. Donoho, and M. A. Saunders, “Atomic decomposition by basis pursuit,” *SIAM Journal on Scientific Computing*, vol. 20, no. 1, pp. 33–61, 1999.
- [2] —, “Atomic decomposition by basis pursuit,” *SIAM Review*, vol. 41, no. 1, pp. 129–159, 2001.
- [3] E. J. Candès and T. Tao, “Decoding by linear programming,” *IEEE Transactions on Information Theory*, vol. 51(12), pp. 4203–4215, December 2005.
- [4] A. Cohen, W. Dahmen, and R. DeVore, “Compressed sensing and best  $k$ -term approximation,” *Journal of the American Mathematical Society*, vol. 22(1), pp. 211–231, January 2009.
- [5] K. D. Ba, P. Indyk, E. Price, and D. P. Woodruff, “Lower bounds for sparse recovery,” in *Proceedings of the ACM-SIAM Symposium on Discrete Algorithms (SODA)*, January 2010, pp. 1190–1197.
- [6] D. L. Donoho, “For most large underdetermined systems of linear equations, the minimal  $\ell_1$ -norm solution is also the sparsest solution,” *Communications in Pure and Applied Mathematics*, vol. 59(6), pp. 797–829, 2006.
- [7] D. L. Donoho and J. Tanner, “Neighborliness of randomly projected simplices in high dimensions,” *Proceedings of the National Academy of Sciences*, vol. 102, pp. 9452–9457, July 2005.
- [8] D. L. Donoho, “High-dimensional centrally symmetric polytopes with neighborliness proportional to dimension,” *Discrete and Computational Geometry*, vol. 35, no. 4, pp. 617–652, May 2006.
- [9] D. L. Donoho and J. Tanner, “Counting faces of randomly projected polytopes when the projection radically lowers dimension,” *Journal of the American Mathematical Society*, vol. 22, no. 1, pp. 1–53, January 2009.
- [10] D. Amelunxen, M. Lotz, M. B. McCoy, and J. A. Tropp, “Living on the edge: phase transitions in convex programs with random data,” *Information and Inference*, vol. 3, pp. 224–294, 2014.
- [11] H. Monajemi, S. Jafarpour, M. Gavish, and D. Donoho, “Deterministic matrices matching the compressed sensing phase transitions of gaussian random matrices,” *Proceedings of the National Academy of Sciences of the United States of America*, vol. 110, no. 4, pp. 1181–1186, 2013.
- [12] R. DeVore, “Deterministic construction of compressed sensing matrices,” *Journal of Complexity*, vol. 23, pp. 918–925, 2007.

- [13] E. J. Candès, J. Romberg, and T. Tao, “Stable signal recovery from incomplete and inaccurate measurements,” *Communications in Pure and Applied Mathematics*, vol. 59(8), pp. 1207–1223, August 2006.
- [14] E. Candès, “The restricted isometry property and its implications for compressed sensing,” *Comptes rendus de l’Académie des Sciences, Série I*, vol. 346, pp. 589–592, 2008.
- [15] T. Cai and A. Zhang, “Sparse representation of a polytope and recovery of sparse signals and low-rank matrices,” *IEEE Transactions on Information Theory*, vol. 60(1), pp. 122–132, 2014.
- [16] R. Zhang and S. Li, “A proof of conjecture on restricted isometry property constants  $\delta_{tk}(0 < t < \frac{4}{3})$ ,” *IEEE Transactions on Information Theory*, vol. 64, no. 3, pp. 1699–1705, March 2018.
- [17] S. Foucart and H. Rauhut, *A Mathematical Introduction to Compressive Sensing*. Springer-Verlag, 2013.
- [18] A. S. Bandeira, E. Dobriban, D. G. Mixon, and W. F. Sawin, “Certifying the restricted isometry property is hard,” *IEEE Transactions on Information Theory*, vol. 59, no. 6, pp. 3448–3450, June 2013.
- [19] W. Xu and B. Hassibi, “Compressed sensing over the Grassmann manifold: A unified analytical framework,” in *Proceedings of the 46th Allerton Conference*, 2008, pp. 562–567.
- [20] S. Foucart, “Stability and robustness of  $\ell_1$ -minimizations with Weibull matrices and redundant dictionaries,” *Linear Algebra and Its Applications*, vol. 441, pp. 4–21, 2014.
- [21] S. Ranjan and M. Vidyasagar, “Tight performance bounds for compressed sensing with conventional and group sparsity,” arXiv:1606.05889v2, 2018.
- [22] S. Li, F. Gao, G. Ge, and S. Zhang, “Deterministic construction of compressed sensing matrices via algebraic curves,” *IEEE Transactions on Information Theory*, vol. 58, no. 8, pp. 5035–5041, August 2012.
- [23] S. D. Howard, A. R. Calderbank, and S. J. Searle, “A fast reconstruction algorithm for deterministic compressive sensing using second order reedmuller codes,” in *Proceedings of the 42nd IEEE Annual Conference on Information Sciences and Systems*, 2008, pp. 11–15.
- [24] R. R. Naidu, P. Jampana, and C. S. Sastry, “Deterministic compressed sensing matrices: Construction via euler squares and applications,” *IEEE Transactions on Signal Processing*, vol. 64, no. 14, pp. 3566–3575, July 2016.
- [25] H. F. MacNeish, “Euler squares,” *Annals of Mathematics*, vol. 23, no. 3, pp. 221–227, March 1922.
- [26] Y. Erlich, A. Gordon, M. Brand, G. J. Hannon, and P. P. Mitra, “Compressed genotyping,” *IEEE Transactions on Information Theory*, vol. 56, no. 2, pp. 706–723, 2010.
- [27] R. Berinde, A. C. Gilbert, P. Indyk, H. Karloff, and M. J. Strauss, “Combining geometry and combinatorics: a unified approach to sparse signal recovery,” in *Proceedings of the Forty-Sixth Annual Allerton Conference*, 2008, pp. 798–805.

- [28] P. Indyk and M. Ruvzić, “Near-optimal sparse recovery in the  $\ell_1$ -norm,” in *Proceedings of the 49th Annual IEEE Symposium on the Foundations of Computer Science (FoCS)*, 2008, pp. 199–207.
- [29] A. Gilbert and P. Indyk, “Sparse recovery using sparse matrices,” *IEEE Proceedings*, vol. 98, no. 6, pp. 937–947, June 2010.
- [30] M. Lotfi and M. Vidyasagar, “A fast noniterative algorithm for compressive sensing using binary measurement matrices,” *IEEE Transactions on Signal Processing*, vol. 67, pp. 4079–4089, August 2019.
- [31] V. Guruswami, C. Umans, and S. Vadhan, “Unbalanced expanders and randomness extractors from ParvareshVardy codes,” *Journal of the ACM*, vol. 56, no. 4, pp. 20:1–20:34, 2009.
- [32] A. G. Dimakis, R. Smarandache, and P. O. Vontobel, “LDPC codes for compressed sensing,” *IEEE Transactions on Information Theory*, vol. 58, no. 5, pp. 3093–3114, May 2012.
- [33] X.-J. Liu and S.-T. Xia, “Reconstruction guarantee analysis of binary measurement matrices based on girth,” in *Proceedings of the International Symposium on Information Theory*, 2013, pp. 474–478.
- [34] S. Hoory, “The size of bipartite graphs with a given girth,” *Journal of Combinatorial Theory, Series B*, vol. 86, pp. 215–220, 2002.
- [35] F. R. Kschischang, B. J. Frey, and H.-A. Loeliger, “Factor graphs and the sum-product algorithm,” *IEEE Transactions on Information Theory*, vol. 47, no. 2, pp. 498–519, 2001.
- [36] J. Pearl, “Reverend bayes on inference engines: A distributed hierarchical approach,” in *Proceedings of the 2nd National Conference on Artificial Intelligence*, 2009, pp. 133–136.
- [37] T. Richardson, “Error floors in ldpc codes,” in *Proceedings of the 41st Annual Allerton Conference on Communication, Control and Computing*, 2003, pp. 1426–1435.
- [38] D. MacKay and M. Postol, “Weakness of margulis and ramanujan-margulis low density parity check codes,” *Electronic Notes in Theoretical Computer Science*, vol. 74, 2003.
- [39] L. Dolecek, Z. Zhang, V. Anantharam, M. Wainwright, and B. Nikolic, “Analysis of absorbing sets and fully absorbing sets of array-based LDPC codes,” *IEEE Transactions on Information Theory*, vol. 56, no. 1, pp. 181–201, 2010.
- [40] P. O. Vontobel and R. Koetter, “Graph-cover decoding and finite-length analysis of message-passing iterative decoding of LDPC codes,” arXiv:cs/0512078, 2005.
- [41] K. Yang and T. Helleseth, “On the minimum distance of array codes as LDPC codes,” *IEEE Transactions on Information Theory*, vol. 49, no. 12, pp. 3268–3271, December 2003.
- [42] J. L. Fan, “Array codes as ldpc codes,” in *Proceedings of 2nd International Symposium on turbo Codes*, 2000, pp. 543–546.
- [43] D. Donoho and J. Tanner, “Observed universality of phase transitions in high-dimensional geometry, with implications for modern data analysis and signal processing,” *Philosophical Transactions of The Royal Society, Part A: Mathematical, Physical and Engineering Sciences*, vol. 367, no. 1906, pp. 4273–4293, November 2009.

- [44] D. L. Donoho and J. Tanner, “Counting the faces of randomly-projected hypercubes and orthants, with applications,” *Discrete and Computational Geometry*, vol. 43, no. 3, pp. 522–541, April 2010.
- [45] M. Bayati, M. Lelarge, and A. Montanari, “Universality in polytope phase transitions and message passing algorithms,” arXiv:1207.7321v2, 2015.
- [46] D. L. Donoho, A. Maleki, and A. Montanari, “Message-passing algorithms for compressed sensing,” *Proceedings of the National Academy of Sciences*, vol. 106, no. 45, pp. 18 914–18 919, 2009.
- [47] A. Khajehnejad, A. S. Tehrani, A. G. Dimakis, and B. Hassibi, “Explicit matrices for sparse approximation,” in *Proceedings of the International Symposium on Information Theory*, 2011, pp. 469–473.
- [48] S. Arora, C. Daskalakis, and D. Steurer, “Message-passing algorithms and improved lp decoding,” in *Proceedings of the 41st Annual ACM Symposium on the Theory of Computing*, 2009, p. 312.