

Work-induced constrained quantum dynamics

André M. Timpanaro,^{1,*} Sascha Wald,^{2,†} Fernando Semião,¹ and Gabriel T. Landi³

¹Universidade Federal do ABC, 09210-580 Santo André, Brazil

²SISSA - International School for Advanced Studies and INFN, via Bonomea 265, I-34136 Trieste, Italy

³Instituto de Física da Universidade de São Paulo, 05314-970 São Paulo, Brazil

(Dated: July 21, 2022)

In classical mechanics, external constraints on the dynamical variables can be easily implemented within the Lagrangian formulation and form the basis for several interesting mechanical phenomena and devices. Conversely, the extension of this idea to the quantum realm, which dates back to Dirac, has proven notoriously difficult due to the non-commutativity of observables. Motivated by recent progress in the experimental control of quantum systems, we propose here an implementation of quantum constraints based on the idea of work protocols, which are dynamically engineered to enforce the constraints. As a proof of principle, we consider a quantum harmonic oscillator and show how the combination of two work protocols can be used to implement non-trivial constraints in quantum phase space which couple together the first and second moments of the quadrature operators. We find that such constraints affect the equations of motion for the system in a non-trivial way, inducing non-linear behavior and even classical chaos, although Gaussianity is preserved at all times. A discussion concerning the robustness of this approach to possible experimental errors is also presented.

Introduction - Since the conception of quantum mechanics, the implementation of non-trivial dynamical effects that go beyond the linearity of Schrödinger's equation has been a recurring topic of research. Recently, this search has seen a renewed interest, particularly due to developments in quantum platforms such as ultra-cold atoms [1–4]. For many-body systems, non-trivial effects such as quantum chaos [5–7] and criticality [8] emerge naturally from the complexity of the many-body Hilbert space. Conversely, for few-body systems, additional ingredients are usually necessary. For instance, it is known that in certain limits of the Hamiltonian parameters, even simple systems with a few degrees of freedom can exhibit effects such as bistability and criticality [9–13]. Alternatively, continuous quantum measurements can be used in few body systems to project the dynamics onto specific subspaces (the Zeno effect), thus rendering it effectively non-linear [14, 15].

On the other hand, a feature which has proven notoriously difficult to implement in quantum systems is that of external constraints acting directly on observables of the system. In classical mechanics, constraints can be implemented in a natural (almost trivial) way within the Lagrangian formulation. The extension of this idea to quantum systems can be traced all the way back to Dirac [16] and has been the subject of several studies for many years [17–23]. However, none of the proposed approaches enjoy the breadth and reach of the Lagrangian formulation and are thus of limited applicability.

The enormous success of the Lagrangian formulation in classical mechanics has overshadowed the fact that external constraints are, in the end, nothing but time-dependent forces following specific protocols. That is, any constrained dynamics can always be viewed as an unconstrained evolution subject to carefully tailored external forces that act to enforce the constraints at all times. Of course, within classical mechanics this viewpoint is not at all necessary. But within the quantum realm, it provides a viable alternative, particularly since it fits naturally within the scope of a large body of research

currently being developed in the field of quantum information. For instance, techniques such as quantum feedback control [24], quantum Zeno effect [15, 25], active entanglement control [26], shortcuts to adiabaticity [27–30], dynamical decoupling [31] and constrained quantum annealing [32–34] are all examples of quantum constrained evolution. The idea is also similar in spirit to problems in quantum thermodynamics, such as in the design of work protocols for quantum heat engines [35–37].

In this letter, we explore this idea further by putting forth a theoretical analysis of a constrained quantum evolution, implemented by means of work agents performing engineered protocols. We focus on a continuous variable system and discuss how to engineer work protocols that enforce constraints between the first and second moments of the quadrature operators. As we show, these constraints force the evolution of a harmonic system to behave in a highly anharmonic fashion, even though Gaussianity is preserved at all times. Remarkably, this even includes the possibility of inducing classical chaotic motion within the quantum evolution. In view of the recent advances in the coherent control of quantum systems, particularly in platforms such as trapped ions and superconducting qubits, we believe that this framework could pave the way for the design of more general quantum constraints.

The Model - We consider the dynamics of a single bosonic mode, characterized by quadrature operators q and p satisfying $[q, p] = i$, and subject to the time-dependent Hamiltonian

$$H(t) = \frac{p^2}{2m} + \frac{\mu_t q^2}{2} - B_t q, \quad (1)$$

where m is a time-independent constant and μ_t and B_t are time-dependent functions acting as work agents. We shall then focus on implementing the following family of constraints:

$$\langle q^2 \rangle = \lambda, \quad (2)$$

$$\frac{\langle p^2 \rangle}{m} - \mu_t \langle q^2 \rangle = -\kappa \langle q \rangle f(\langle q \rangle, t), \quad (3)$$

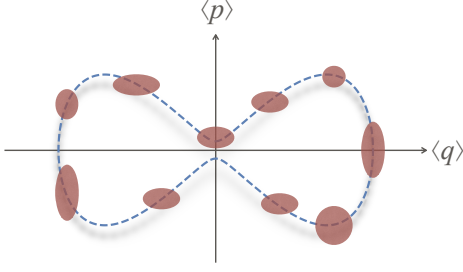


FIG. 1. Diagram of the constrained quantum dynamics. Two work agents force a harmonic oscillator to evolve subject to the constraints (2) and (3). This causes the evolution of the first moments $\langle q \rangle$ and $\langle p \rangle$ to couple to the variances $\langle q^2 \rangle - \langle q \rangle^2$ and $\langle p^2 \rangle - \langle p \rangle^2$, which have to expand and squeeze depending on the position in phase space. The figure depicts an example trajectory in the $(\langle q \rangle, \langle p \rangle)$ plane, together with snapshots of the Gaussian density profile (whose widths were rescaled for visibility).

where $\langle \dots \rangle$ denotes the usual quantum mechanical expectation value, $f(x, t)$ is an arbitrary function and $\lambda = \kappa = 1$ are constants that henceforth set the units of the quadrature operators and the scale of energy respectively.

The parameters μ_t and B_t represent the action of work agents, which must implement specific protocols in order to ensure (2) and (3) at all times. As will be shown below, the constraint in Eq. (2) was chosen since it imposes a *classical equipartition of energy* in the quantum dynamics [38]. Eq. (3), on the other hand, was chosen to couple together the evolution of the first and second moments, hence making the problem effectively non-linear (see Fig. 1). Although other choices of constraints are certainly possible, we have found that the family spanned by the function $f(\langle q \rangle, t)$ in Eq. (3) leads to a vast range of phenomena, as we shall explore.

Constrained dynamics - To understand the physics generated by Eqs. (2) and (3), we consider the unitary evolution under the Hamiltonian (1). The first moments evolve according to

$$\frac{d\langle q \rangle}{dt} = \frac{\langle p \rangle}{m}, \quad (4)$$

$$\frac{d\langle p \rangle}{dt} = B_t - \mu_t \langle q \rangle, \quad (5)$$

whereas the second moments obey

$$\frac{d\langle q^2 \rangle}{dt} = \frac{2Z}{m}, \quad (6)$$

$$\frac{d\langle p^2 \rangle}{dt} = 2B_t \langle p \rangle - 2\mu_t Z, \quad (7)$$

$$\frac{dZ}{dt} = B_t \langle q \rangle + \frac{\langle p^2 \rangle}{m} - \mu_t \langle q^2 \rangle, \quad (8)$$

where $Z = \frac{1}{2} \langle qp + pq \rangle$.

Imposing the constraint (2) in Eq. (6) shows that $Z = 0$ at all times. This, in turn, implies from Eq. (8) that $B_t \langle q \rangle + \langle p^2 \rangle/m -$

$\mu_t = 0$. Interestingly, this is nothing but classical equipartition of energy, $\langle p \partial_p H \rangle = \langle q \partial_q H \rangle$, applied to the Hamiltonian (1). Thus, the constraint (2) indirectly also imposes equipartition. Comparing this result with the other constraint (3) also shows that we must have

$$B_t = f(\langle q \rangle, t), \quad (9)$$

which therefore establishes the protocol for B_t . The protocol for μ_t is then fixed by Eq. (3).

The problem allows for an additional simplification related to the fact that, since the evolution is unitary, the purity $\mathcal{P} = \text{tr}(\rho^2)$ is a conserved quantity. Hence, the evolution of the remaining degrees of freedom [Eqs. (4), (5) and (7)] can be viewed as taking place over *surfaces of constant purity*, which can be used to eliminate one of the equations. The dynamics is Gaussian preserving, so if the initial state is Gaussian, it will remain so for all times. In this case the purity can be directly related to the first and second moments as (see [39]):

$$\mathcal{P} = \frac{1}{2} \frac{1}{\sqrt{\langle p^2 \rangle - \langle p \rangle^2 - \langle p^2 \rangle \langle q \rangle^2}}. \quad (10)$$

This relation can now be used to express $\langle p^2 \rangle$ in terms of $\langle q \rangle$ and $\langle p \rangle$. Moreover, as far as initial conditions are concerned, since $\langle q^2 \rangle = 1$ and $Z = 0$, all we need to specify are $\langle q \rangle_0$, $\langle p \rangle_0$ and \mathcal{P} (which is implicitly determined by $\langle p^2 \rangle_0$).

Combining Eq. (10) with Eq. (3) allows us to obtain an explicit formula for the protocol for μ_t :

$$\mu_t = \frac{1}{4m\mathcal{P}^2} \left(\frac{1 + 4\mathcal{P}^2 \langle p \rangle^2}{1 - \langle q \rangle^2} \right) + \langle q \rangle f(\langle q \rangle, t). \quad (11)$$

Finally, inserting Eqs. (9) and (11) into Eq. (5), we arrive at

$$\frac{d\langle p \rangle}{dt} = f(\langle q \rangle, t)(1 - \langle q \rangle^2) - \frac{\langle q \rangle}{4m\mathcal{P}^2} \left(\frac{1 + 4\mathcal{P}^2 \langle p \rangle^2}{1 - \langle q \rangle^2} \right), \quad (12)$$

which, together with Eq. (4), forms a closed and highly non-linear system of equations for $\langle q \rangle$ and $\langle p \rangle$. Thus, even though the underlying dynamics is linear and Gaussian preserving, the implementation of the constraints leads to an effective non-linear evolution for the average position and momentum. Next, we shall proceed to analyze the different physical scenarios generated by the different choices of $f(\langle q \rangle, t)$.

Time-independent constraints - Henceforth, when no choice of confusion arises, we shall simplify the notation and write $\langle q \rangle = q$ and $\langle p \rangle = p$. The structure of Eq. (12) can be simplified further by defining the primitive of the constraint function f as $f(q, t) = \partial F(q, t)/\partial q$. Eq. (12) may then be written as

$$\frac{dp}{dt} = \frac{\partial}{\partial q} \left\{ F(q, t)(1 - q^2) \right\} - \Omega(q, p, t)q, \quad (13)$$

where

$$\Omega(q, p, t) = \frac{1}{4m\mathcal{P}^2} \left(\frac{1 + 4\mathcal{P}^2 p^2}{1 - q^2} \right) - 2F(q, t). \quad (14)$$

The reason for this choice lies in the fact that,

$$\frac{d\Omega}{dt} = -2 \frac{\partial F(q, t)}{\partial t}, \quad (15)$$

as may be directly verified using Eqs. (4) and (13). Hence, we see that if $f(q, t)$ has no explicit time dependence, Ω becomes a constant of motion, determined solely by the initial conditions. In this case, Eq. (13) becomes

$$\frac{dp}{dt} = -\frac{\partial V}{\partial q}, \quad V(q) = -F(q)(1 - q^2) + \frac{\Omega q^2}{2}, \quad (16)$$

which is the classical equation of motion for a particle subject to a potential $V(q)$. Thus, we conclude that by imposing a time-independent constraint of the form (3) forces the system to evolve according to a *classical and generally non-linear* potential $V(q)$.

Quartic potential - As an example, the choice $f(q) = q$ leads to the potential

$$V(q) = \frac{q^4}{2} + \frac{(\Omega - 1)}{2} q^2, \quad (17)$$

which is a typical quartic potential, that may or may not show bistability depending on the sign of $\Omega - 1$: if $\Omega > 1$ the evolution will mimic that of a single potential well centered at $q = 0$, whereas if $\Omega < 1$ it will mimic a bistable potential with two opposing minima separated by a maximum at $q = 0$. Since Ω depends only on the initial conditions [Eq. (14)], the behavior of the system will be sensitive also to the degree of purity in the quantum state. We also call attention to the fact that since in this case Ω is a constant of motion, the evolution can be thought of as existing in intersections of surfaces of constant purity and surfaces of constant Ω . One may then verify that this intersection is always bounded and leads to closed trajectories. Consequently, it follows that the orbits in this case must be periodic.

A numerical analysis of this dynamics is shown in Fig. 2, where we present orbits in the $(\langle q \rangle, \langle p \rangle)$ plane for fixed mass $m = 1$ and different purities \mathcal{P} . In Fig. 2(a), where $\mathcal{P} = 0.4$, only symmetric orbits covering both sides of phase space, are observed. Conversely, for $\mathcal{P} = 0.7$ (Fig. 2(b)), we see the appearance of a homoclinic solution touching the origin and acting as a separatrix between the symmetric and asymmetric orbits. The transition between the two cases occurs when $\Omega = 1$. In Fig. 2(c) we present a plot of $\Omega - 1$ vs. $\langle q \rangle_0$ for $\langle p \rangle_0 = 0$ and several purities \mathcal{P} . As can be seen, depending on the purity, initial conditions with $\Omega < 0$ may or may not be allowed. The critical purity below which asymmetric orbits become forbidden can be easily found from Eq. (14) and reads $\mathcal{P}_c = 1/\sqrt{4m}$. Finally, for the purpose of illustration, we present in Fig. 2(d) examples of the protocols B_t and μ_t [Eqs. (9) and (11)] which must be implemented in the actual evolution in order to enforce the constraints.

Time-dependent constraints - Next we consider the effects of imposing time-dependent constraints in Eq. (3). In particular, for the purpose of illustration, we consider a constraint

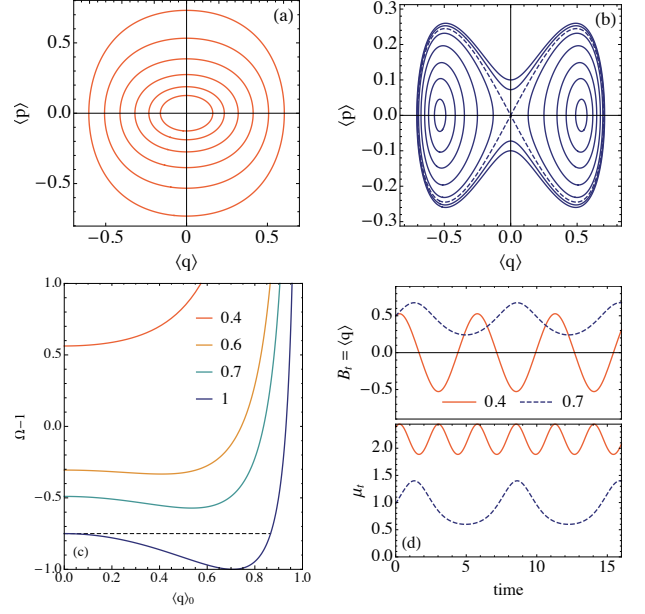


FIG. 2. Evolution of the quantum harmonic oscillator subject to the constraints (2) and (3), with $f(\langle q \rangle) = \langle q \rangle$. This choice of constraint forces the first moments to evolve as a classical system under a quartic potential (17), where Ω is determined solely by the initial conditions through Eq. (14). (a) Orbits in the $(\langle q \rangle, \langle p \rangle)$ plane for $m = 1$ and $\mathcal{P} = 0.4$. (b) Same but for $\mathcal{P} = 0.7$. The homoclinic orbit crossing the origin is shown in dashed lines. (c) $(\Omega - 1)$ vs. $\langle q \rangle_0$, for different values of $\mathcal{P}\sqrt{m}$ and $\langle p \rangle_0 = 0$, computed from Eq. (14). The dashed line illustrates the value of $\langle q \rangle_0$ which give rise to a homoclinic solution. (d) The protocols B_t and μ_t for some illustrative choices of orbits with $\mathcal{P} = 0.4$ and 0.7 . Initial conditions: $\langle q \rangle_0 = 0.5$ and $\langle p \rangle_0 = 0.2$.

function of the form $f(q, t) = q + h \sin(\omega t)$. In this case Eq. (13) continues to hold but $\Omega(q, p, t)$ is no longer a constant of motion. The main result we wish to emphasize from this analysis is that *time-dependent constraints can lead to classical chaotic behavior* for the first moments q and p . This is illustrated in Fig. 3 where we show Poincaré sections of the (q, p) plane for different choices of parameters and initial conditions. As can be seen, imposing the constraints leads to a remarkably rich set of responses of the system (for additional videos, see [39]).

The chaotic behavior in Fig. 3 stems from the fact that, in order to enforce the constraints, the work protocols must themselves be derived from chaotic trajectories. Notwithstanding, the quantum mechanical evolution continues to be linear and Gaussian preserving. Given the usual sensitivity of chaotic dynamics to initial conditions and perturbations, a natural question is then whether such an implementation would be feasible in practice. We next show, by means of a numerical analysis, that the answer to this question is positive.

There are two main potential sources of error in the implementation of a protocol. The first is an error in the initial conditions. That is, one may design a protocol meant for a given $\langle q \rangle_0$, which does not coincide exactly with the actual initial

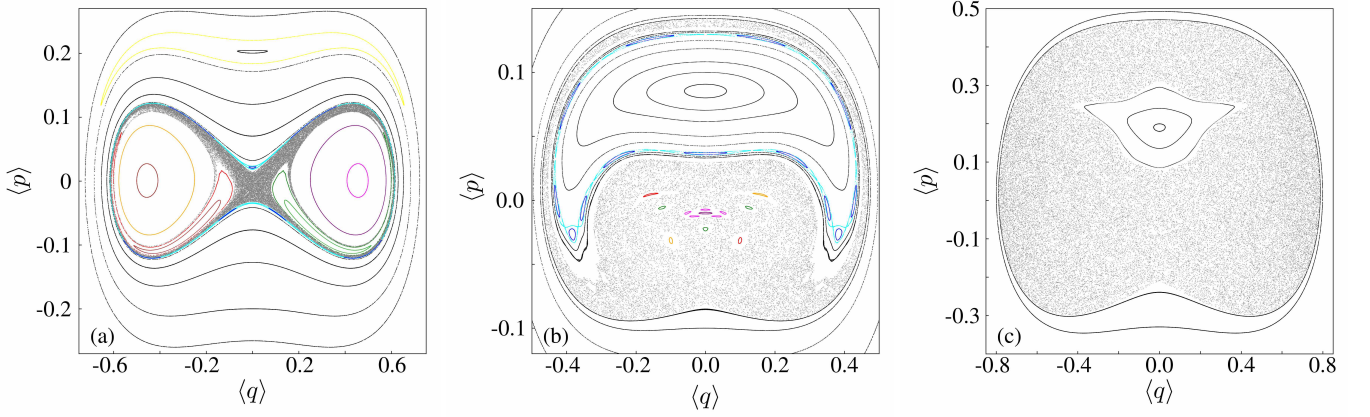


FIG. 3. Examples of classical chaos induced by a time-dependent constraint (3) with $f(q, t) = q + h \sin(\omega t)$. The plots show Poincaré sections in the $(\langle q \rangle, \langle p \rangle)$ plane computed at integer multiples of $2\pi/\omega$. Different colors correspond to different initial conditions. The curves were constructed with fixed $\omega = 1$, $\mathcal{P} = 1$ and different choices of m and h : (a) 0.4 and 10^{-3} , (b) 0.25 and 10^{-2} , (c) 0.4 and 10^{-1} . Additional videos are shown in the Supplemental Material [39].

condition $\langle q \rangle_0^{\text{act}}$ (and similarly for the other initial conditions). However, the fact that the chaos in our system is being imposed on top of a linear evolution means that the overall error will simply be proportional to the initial error $\langle q \rangle_0^{\text{act}} - \langle q \rangle_0$ and, most importantly, will not increase with time. This is illustrated in Fig. 4(a) where we show the time evolution of $\langle q^2 \rangle$ [which ideally should equal unity according to Eq. (2)] assuming different errors in $\langle q \rangle_0^{\text{act}} - \langle q \rangle_0$. As can be seen, doubling the initial error simply doubles the error at a time t (which is also emphasized in the inset of Fig. 4(a)).

Another potential source of error are imprecisions in the protocol itself. This question is less trivial to address, as it relates to the concept of structural stability of a dynamical system. We simulate this effect by introducing a random noise of varying intensity in the protocol μ_t . Details on how this is implemented are given in the supplemental material [39] and a numerical illustration is shown in Fig. 4(b). As can be seen, a numerical error in the protocol μ_t leads to an accumulation of the error which scales, at most, with order $\mathcal{O}(t^{1/2})$, illustrated by the black lines (see [39]). Thus, even though the error does accumulate in this case, it is sub-linear in time and not exponential, so it may still be manageable provided the running times are not too long.

Discussion - Imposing external constraints on the evolution of quantum systems is a decades-old idea, motivated by both practical aspects in quantum control and fundamental aspects, such as quantum gravity [23]. However, due to the inherent difficulty related to the non-commutativity of quantum mechanical operators, it has never enjoyed the breadth and scope of its classical counterpart. Instead, most of the advances in this direction have actually taken place indirectly in the field of quantum control, in particular with techniques such as shortcuts to adiabaticity and dynamical decoupling. The main goal of this paper was to show that these techniques can be extended to formulate a consistent theory of constrained quantum dynamics. Our focus has been on the case of a single

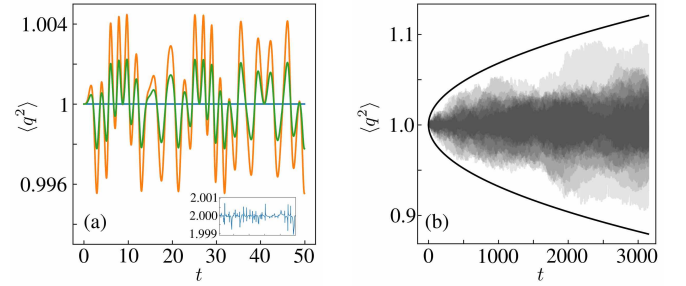


FIG. 4. Robustness of the protocol implementation to potential sources of error in the case of the time-dependent constraint used in Fig. 3. In both figures we present curves of $\langle q^2 \rangle$ as a function of time which, in an ideal case, should equal unity due to the constraint Eq. (2). (a) Error due to a protocol designed for the wrong initial conditions: $\langle q \rangle_0^{\text{act}} - \langle q \rangle_0 = \langle p \rangle_0^{\text{act}} - \langle p \rangle_0 = 10^{-3}$ and 2×10^{-3} . In this case the total error does not scale with time and is also linearly proportional, at all times, to the original error. The inset shows the ratio of the two curves, which remain close to 2 at all times. (b) Error due to the presence of a random noise in the protocol μ_t . Details on how this noise is implemented are given in [39]. The curve shows $\langle q^2 \rangle$ for several trajectories. In this case the error scales at most as $\mathcal{O}(t^{1/2})$, illustrated by the black-solid line. Other parameters were $m = 0.4$, $h = 0.1$, $\omega = 1$ and $\mathcal{P} = 1$.

quantum harmonic oscillator, due both to its simplicity and to its natural appeal in several experimental platforms, such as trapped ions and optomechanics. A similar approach can of course also be developed in the case of dichotomic systems. For instance, in Ref. [17] the authors studied the dynamics of two qubits under the constraint that they remain disentangled throughout. Similar extensions are also possible for continuous variables. Indeed, even cases as simple as 2 bosonic modes already open up an enormous number of possibilities. For instance, with two bosonic modes one could implement a Kapitza pendulum [40], or investigate variations of this in

which the constraints are not only among the averages, but also involve fluctuations.

Acknowledgements - The authors acknowledge Gabriele de Chiara and Frederico Brito for stimulating discussions. GTL acknowledges the financial support of the São Paulo Research Foundation, under project 2016/08721-7. GTL acknowledges SISSA and SW acknowledges USP for the hospitality. F.L.S. acknowledges partial support from of the Brazilian National Institute of Science and Technology of Quantum Information (INCT-IQ) and CNPq (Grant No. 307774/2014-7)

* a.timpanaro@ufabc.edu.br

† swald@sissa.it

- [1] R. Landig, L. Hruby, N. Dogra, M. Landini, R. Mottl, T. Donner, and T. Esslinger, *Nature* **532**, 476 (2016), arXiv:1511.00007.
- [2] A. M. Kaufman, M. E. Tai, A. Lukin, M. Rispoli, R. Schittko, P. M. Preiss, and M. Greiner, *Science* **353**, 794 (2016), arXiv:1603.04409.
- [3] P. Bordia, H. Lüschen, U. Schneider, M. Knap, and I. Bloch, *Nature Physics* **13**, 460 (2017), arXiv:1607.07868.
- [4] L. Hruby, N. Dogra, M. Landini, T. Donner, and T. Esslinger, *Proceedings of the National Academy of Sciences* **115**, 3279 (2018), arXiv:1708.02229.
- [5] M. C. Gutzwiller, *Journal of Mathematical Physics* **12**, 343 (1971).
- [6] O. Bohigas, M. J. Giannoni, and C. Schmit, *Physical Review Letters* **52**, 1 (1984), arXiv:1011.1669v3.
- [7] F. Haake, *Quantum Signatures of Chaos* (Springer-Verlag, New York, 2001).
- [8] S. Sachdev, *Quantum Phase Transitions* (Cambridge University Press, 1998).
- [9] P. D. Drummond and D. F. Walls, *Journal of Physics A: Mathematical and General* **13**, 725 (1999).
- [10] W. Casteels, R. Fazio, and C. Ciuti, *Physical Review A* **95**, 012128 (2017), arXiv:1608.00717.
- [11] I. Katz, A. Retzker, R. Straub, and R. Lifshitz, *Physical Review Letters* **99**, 040404 (2007), arXiv:0702255 [cond-mat].
- [12] M. J. Hwang, R. Puebla, and M. B. Plenio, *Physical Review Letters* **115**, 180404 (2015), arXiv:1503.03090.
- [13] H. J. Carmichael, *Physical Review X* **5**, 031028 (2015).
- [14] P. Facchi, V. Gorini, G. Marmo, S. Pascazio, and E. C. Sudarshan, *Physics Letters, Section A: General, Atomic and Solid State Physics* **275**, 12 (2000), arXiv:0004040 [quant-ph].
- [15] S. Touzard, A. Grimm, Z. Leghtas, S. O. Mundhada, P. Reinhold, R. Heeres, C. Axline, M. Reagor, K. Chou, J. Blumoff, K. M. Sliwa, S. Shankar, L. Frunzio, R. J. Schoelkopf, M. Mirrahimi, and M. H. Devoret, *Physical Review X* **8**, 021005 (2018), arXiv:1705.02401.
- [16] P. a. M. Dirac, *Proceedings of the Royal Society of London. Series A. Mathematical and Physical Sciences* **246**, 326 (1958), arXiv:0405109 [arXiv:gr-qc].
- [17] A. C. T. Gustavsson, *Journal of Physics: Conference Series* **174** (2009), 10.1088/1742-6596/174/1/012025, arXiv:arXiv:0903.5437v1.
- [18] G. de Oliveira, *Journal of Mathematical Physics* **55** (2014), 10.1063/1.4895761, arXiv:1310.6651.
- [19] H. Grundling and C. A. Hurst, *Journal of Mathematical Physics* **39**, 3091 (1998), arXiv:9712052 [hep-th].
- [20] S. D. Bartlett and D. J. Rowe, *Journal of Physics A: Mathematical and General* **36**, 1683 (2003), arXiv:0208168 [quant-ph].
- [21] L. C. da Silva, C. C. Bastos, and F. G. Ribeiro, *Annals of Physics* **379**, 13 (2017), arXiv:1602.00528.
- [22] S. D. Bartlett, T. Rudolph, and R. W. Spekkens, *Physical Review A - Atomic, Molecular, and Optical Physics* **86**, 012103 (2012), arXiv:1111.5057.
- [23] S. M. Giampaolo and T. Macrì, (2018), arXiv:1806.08383.
- [24] J. K. Eastman, J. J. Hope, and A. R. R. Carvalho, *Scientific reports* **7**, 44684 (2017).
- [25] Z. Gong, S. Higashikawa, and M. Ueda, *Physical Review Letters* **118**, 200401 (2016), arXiv:1611.08164.
- [26] J. F. Leandro, A. S. M. De Castro, P. P. Munhoz, and F. L. Semião, *Physics Letters, Section A: General, Atomic and Solid State Physics* **374**, 4199 (2010), arXiv:0909.3545.
- [27] M. V. Berry, *Journal of Physics A: Mathematical and Theoretical* **42** (2009), 10.1088/1751-8113/42/36/365303.
- [28] X. Chen, A. Ruschhaupt, S. Schmidt, A. Del Campo, D. Guéry-Odelin, and J. G. Muga, *Physical Review Letters* **104**, 063002 (2010), arXiv:0910.0709.
- [29] A. del Campo, J. Goold, and M. Paternostro, *Scientific Reports* **4**, 6208 (2014).
- [30] O. Abah and E. Lutz, (2017), arXiv:1707.09963.
- [31] W. S. Teixeira, K. T. Kapale, M. Paternostro, and F. L. Semião, *Physical Review A* **94**, 062322 (2016), arXiv:1606.08776.
- [32] K. Kudo, (2018), arXiv:1806.05782.
- [33] I. Hen and M. S. Sarandy, *Physical Review A* **93**, 062312 (2016), arXiv:1602.07942.
- [34] I. Hen and F. M. Spedalieri, *Physical Review Applied* **5**, 034007 (2016), arXiv:1508.04212.
- [35] R. Kosloff and A. Levy, *Annual Review of Physical Chemistry* **65**, 365 (2014), arXiv:1310.0683.
- [36] J. Roßnagel, S. T. Dawkins, K. N. Tolazzi, O. Abah, E. Lutz, F. Schmidt-Kaler, and K. Singer, *Science* **352**, 325 (2016), arXiv:1510.03681.
- [37] R. Alicki, D. A. Lidar, and P. Zanardi, *Physical Review A - Atomic, Molecular, and Optical Physics* **73**, 052311 (2006), arXiv:0506201 [quant-ph]; R. Alicki, D. Gelbwaser-Klimovsky, and G. Kurizki, , 1 (2012), arXiv:1205.4552.
- [38] S. Wald and M. Henkel, *Journal of Physics A: Mathematical and General* **49**, 125001 (2016), arXiv:1511.03347; S. Wald, G. T. Landi, and M. Henkel, *Journal of Statistical Mechanics: Theory and Experiment* , 013103 (2017), arXiv:1707.06273.
- [39] *See supplemental material.*
- [40] A. Leroze, J. Marino, A. Gambassi, and A. Silva, (2018), arXiv:1803.04490.
- [41] S. Scopa, G. T. Landi, and D. Karevski, *Physical Review A* **97**, 062121 (2018), arXiv:1803.11180.

Work-induced constrained quantum dynamics

Supplemental Material

In this supplemental material we provide additional details on some technical aspects of the constrained quantum evolution. See also the accompanying videos of the chaotic dynamics, in which we reproduce Fig. 3 of the main text for different Poincaré sections.

PURITY OF A GAUSSIAN SYSTEM

We now briefly comment on the expression for the purity \mathcal{P} used in the main text [Eq. (10)]. The covariance matrix for a single bosonic mode is defined as

$$\sigma = \begin{pmatrix} \langle q^2 \rangle - \langle q \rangle^2 & Z - \langle q \rangle \langle p \rangle \\ Z - \langle q \rangle \langle p \rangle & \langle p^2 \rangle - \langle p \rangle^2 \end{pmatrix},$$

where, recall, $Z = \frac{1}{2}\langle qp + pq \rangle$. In view of Eq. (2) of the main text, we have $\langle q^2 \rangle = 1$. Moreover, as discussed below Eq. (8), we must also have $Z = 0$. Thus, the covariance matrix becomes

$$\sigma = \begin{pmatrix} 1 - \langle q \rangle^2 & -\langle q \rangle \langle p \rangle \\ -\langle q \rangle \langle p \rangle & \langle p^2 \rangle - \langle p \rangle^2 \end{pmatrix}.$$

For Gaussian states, it is well known that the purity may be written as

$$\mathcal{P} = \frac{1}{2\sqrt{|\sigma|}}.$$

Carrying out the computation then leads to Eq. (10) of the main text.

CONNECTION WITH THE LORENZ SYSTEM

In this section we show that if one introduces dissipation, it is possible to draw a close connection between the time-independent constrained model discussed in the main text, and the Lorenz system, which is the typical textbook model of a chaotic dynamics. To accomplish that, let us first return to the equations of motion (4)-(8) of the main text. After imposing the constraint (2), we eliminate Eqs. (6) and (8). Moreover, we find from (8) that $B_t = f(\langle q \rangle, t)$ so that Eq. (7) becomes

$$\frac{d\langle p^2 \rangle}{dt} = 2f(\langle q \rangle, t)\langle p \rangle.$$

But if we now take constraint (3), i.e., $\frac{\langle p^2 \rangle}{m} = \mu_t - \langle q \rangle f(\langle q \rangle, t)$, and differentiate with respect to time, we get

$$\begin{aligned} \frac{d\mu}{dt} &= \frac{1}{m} \frac{d\langle p^2 \rangle}{dt} + \frac{d\langle q \rangle}{dt} f(\langle q \rangle, t) + \langle q \rangle \left\{ \frac{\partial f}{\partial \langle q \rangle} \frac{d\langle q \rangle}{dt} + \frac{\partial f}{\partial t} \right\} \\ &= \frac{3}{m} f(\langle q \rangle, t) \langle p \rangle + \frac{\langle q \rangle \langle p \rangle}{m} \frac{\partial f}{\partial \langle q \rangle} + \langle q \rangle \frac{\partial f}{\partial t} \end{aligned}$$

Instead of looking at our dynamical system as being described by the variables $\langle q \rangle$, $\langle p \rangle$ and $\langle p^2 \rangle$, we can use this result to model our system in terms of $\langle q \rangle$, $\langle p \rangle$ and μ_t .

Then, in the particular case discussed in the main text, where $f(\langle q \rangle, t) = \langle q \rangle$, the dynamical system in terms of $\langle q \rangle$, $\langle p \rangle$ and μ_t becomes

$$\frac{dq}{dt} = \frac{p}{m}, \tag{S1}$$

$$\frac{dp}{dt} = q(1 - \mu_t), \tag{S2}$$

$$\frac{d\mu_t}{dt} = \frac{4qp}{m}, \tag{S3}$$

where, for simplicity of notation, we have replaced $\langle q \rangle \rightarrow q$ and $\langle p \rangle \rightarrow p$.

Next, let us compare this with the Lorenz system,

$$\frac{dx}{dt} = \sigma(y - x), \quad (S4)$$

$$\frac{dy}{dt} = x(\rho - z) - y, \quad (S5)$$

$$\frac{dz}{dt} = xy - \zeta z, \quad (S6)$$

where σ , ρ and ζ are coefficients.

The structure of our dynamical system, Eqs. (S1)-(S3), is thus seen to be remarkably close to Eqs. (S4)-(S6), with the only missing ingredient being dissipative terms in the right-hand side of each equation, represented by the terms $-\sigma x$, $-y$ and $-\zeta z$. These terms could in principle be introduced within our quantum constraints framework, by considering the effects of open system dynamics, described for instance by the Lindblad equation. In this sense, a delicate point concerns the choice of dissipator, which is made less trivial by the fact that the Hamiltonian of the system is explicitly time-dependent. For a discussion on these issues, we refer the reader to Ref. [S41]. Due to these inherent complications, we have opted not to pursue this path further and, instead, focus on the unitary dynamics.

METHOD USED FOR THE STUDY OF ROBUSTNESS AGAINST PROTOCOL ERRORS

In this section we detail the perturbation used for the study presented in Fig. 4(b). According to our approach, given an initial condition $\langle q \rangle$ and $\langle p \rangle$ and a state with purity 1, there are protocols μ_t and B_t that, if followed precisely, lead to the constraints $\langle q^2 \rangle = 1$ and $f(\langle q \rangle, t) = q + h \sin \omega t$ in Eq. (3). However in an experimental setting this might not be possible and instead we will have

$$\mu_{\text{experiment}} = \mu_{\text{theory}} + \delta_\mu.$$

$$B_{\text{experiment}} = B_{\text{theory}} + \delta_B.$$

where $B_{\text{theory}}, \mu_{\text{theory}}$ are the B_t and μ_t predicted for the initial conditions used and the δ are (presumably) small sources of error. We are interested in understanding the effect these perturbations can have in our constraints and for how long we can expect them to hold if the perturbations δ_μ and δ_B have a size about ε . Unfortunately, the full problem (understanding the robustness against all possible choices of perturbations) cannot be feasibly treated, so we must choose some kind of representative noise. We want our noise to have the following properties:

- Be continuous.
- Have 0 average along time.
- Have a finite correlation time.
- Be mostly bounded, so that $|\delta| < \varepsilon$ most of the time.

An obvious candidate would be to make δ an Ornstein-Uhlenbeck process, however this turns our problem into a stochastic differential equation, which is way more costly to solve than an ordinary equation and would make the simulations quite time demanding.

We decided instead to follow a physically meaningful model based on a chaotic attractor as our source of noise. More precisely we set our parameters to $h = 0.1$ and $m = 0.4$. As it can be seen in the Poincaré section in Fig. 3(c) of the main text, trajectories starting close to the origin $\langle q \rangle = \langle p \rangle = 0$ are chaotic in this case. So for each simulation we chose random initial conditions close to the origin and used $\delta = \varepsilon \langle q \rangle$ for this chaotic orbit (meaning that we were integrating numerically simultaneously one copy of the non-linear system to obtain B_{theory} and μ_{theory} , two other copies of this system to obtain δ_μ and δ_B and one copy of the linear system to investigate how the constraints were being affected by the perturbation).

$\varepsilon \langle q \rangle$ in the chaotic regime clearly satisfies the properties of being continuous and bounded. Furthermore, the sensitivity to initial conditions guarantees the finite correlation time. The average along time being 0 is less obvious but it is a consequence of the model having a $(\langle q \rangle, t) \rightarrow (-\langle q \rangle, -t)$ symmetry, meaning that the invariant measure of the chaotic region must be an even function of $\langle q \rangle$. This can also be checked from simulations (figure S1). Finally, we also comment that the time integral of $\langle q \rangle$ in

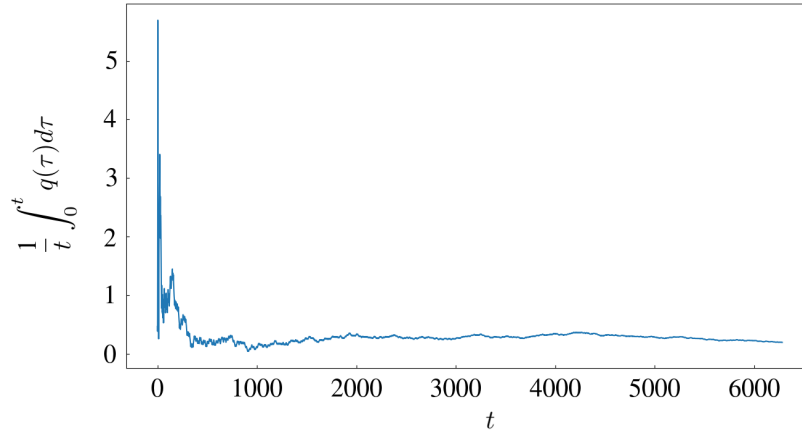


FIG. S1. Average of $\langle q \rangle$ over time for a single realization of the chaotic orbit.

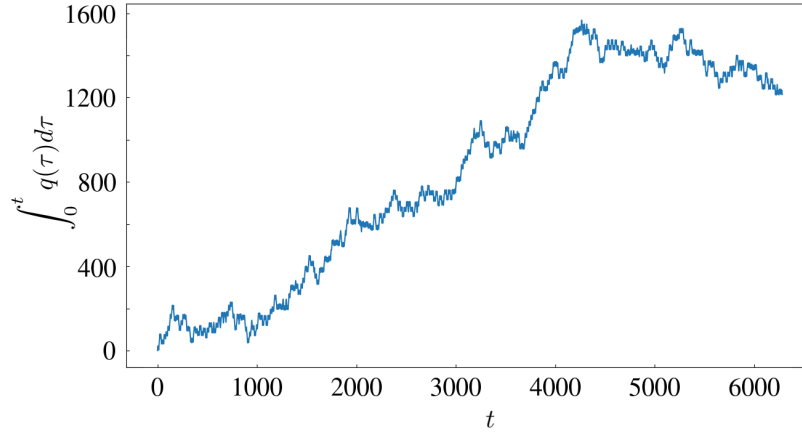


FIG. S2. The integral over time of $\langle q \rangle$ for a single realization of the chaotic orbit, showing the resemblance to a Wiener process.

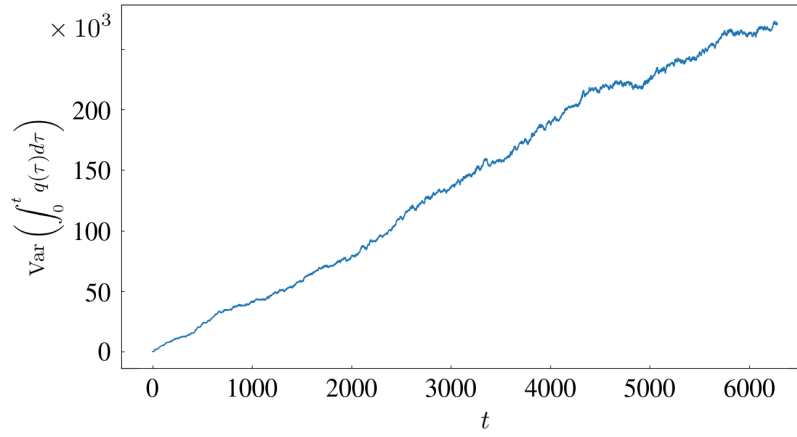


FIG. S3. As it happens with the Wiener process, if we consider the sample variance of several realizations of the chaotic orbit integrated over time, we get a linear dependence with time.

the chaotic phase displays properties akin to that of a random walk, which serves as a further indication that $\langle q \rangle$ is a good source of random noise (figures S2 and S3).

With this choice of noise, we then reproduce the simulations several times, always using a different seed. Each stochastic run produces a curve of the form of Fig. 4(b) in the main text. Considering for a large number of such functions, the maximum

deviations of $\langle q^2 \rangle$ below and above 1, we constructed the black-solid curve in Fig. 4(b) of the main text, giving an estimate of the maximum allowed errors given a noise intensity ϵ and how this maximum error scales with time.

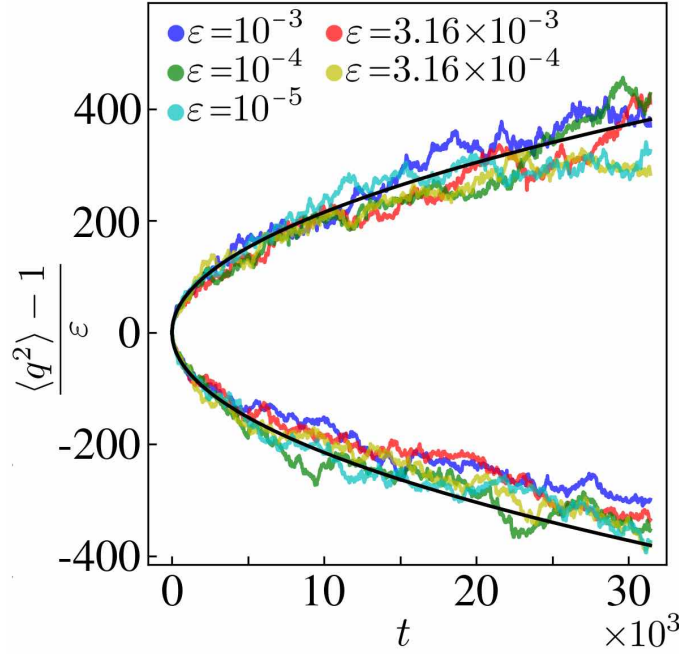


FIG. S4. Construction of the black-solid curve in Fig. 4(b) of the main text and analysis of the effect of the noise intensity ϵ . Each colored curve represents the maximum possible error for a given value of ϵ , considered over several stochastic trajectories. From these curves we find that the error $\langle q^2 \rangle - 1$ scales linearly in ϵ , so that all curves may collapsed into a single plot. An additional fitting of these curves with a power law behavior t^α then reveals the exponent $t^{1/2}$ reported in the main text.

ADDITIONAL POINCARÉ SECTION GRAPHS

In this section we present a more detailed picture of how the chaotic solutions emerge in the presence of a forcing, using Poincaré sections (videos showing the change of the Poincaré sections as the chosen phase changes can also be found and can be useful to understand the time evolution along the phase space). The Poincaré sections themselves are in figure S5.

In S5a we see a situation with low m and h that is essentially the same as what we get without forcing ($h = 0$) below the critical mass ($m_c = 0.25$). In S5b, as m increases, the curves start to deform until a cusp forms and a new family of solutions appears (in red). However since quasiperiodic solutions cannot cross with each other, this indicates the appearance of a chaotic solution separating the 2 families. In S5c, the solutions keep deforming. This keeps going until the homoclinic solution appears. Because of the forcing the homoclinic solution also becomes chaotic (S5d).

Increasing h , more complex structures start to appear. In S5e, the cyan and blue curves correspond to chaotic solutions, while the red one is evidence of another one, all of which separate different families of quasi-periodic solutions. These chaotic solutions start to merge as m increases (S5f and S5g). The analog of the homoclinic solution is not as clear now (S5h), but eventually appears when m becomes larger (S5i). An interesting detail is that this happens because the homoclinic solution detaches from the outermost chaotic solutions (a crisis). An evidence of this is that S5h displays intermittence. The inset shows 2 solutions for shorter times (red and blue), where the 2 regions trap the trajectories for a long time before switching to the other one. Another evidence of intermittence can be found in S5f, where the magenta and green trajectories eventually get to the main chaotic region in gray (this can be seen magnifying the image). Since the dynamics is conservative, they should eventually return, but the time for that to happen is larger than the simulations we did.

As h keeps increasing the vestiges of the unforced behaviour keep disappearing, including a completely different route to chaos (S5j to S5l).

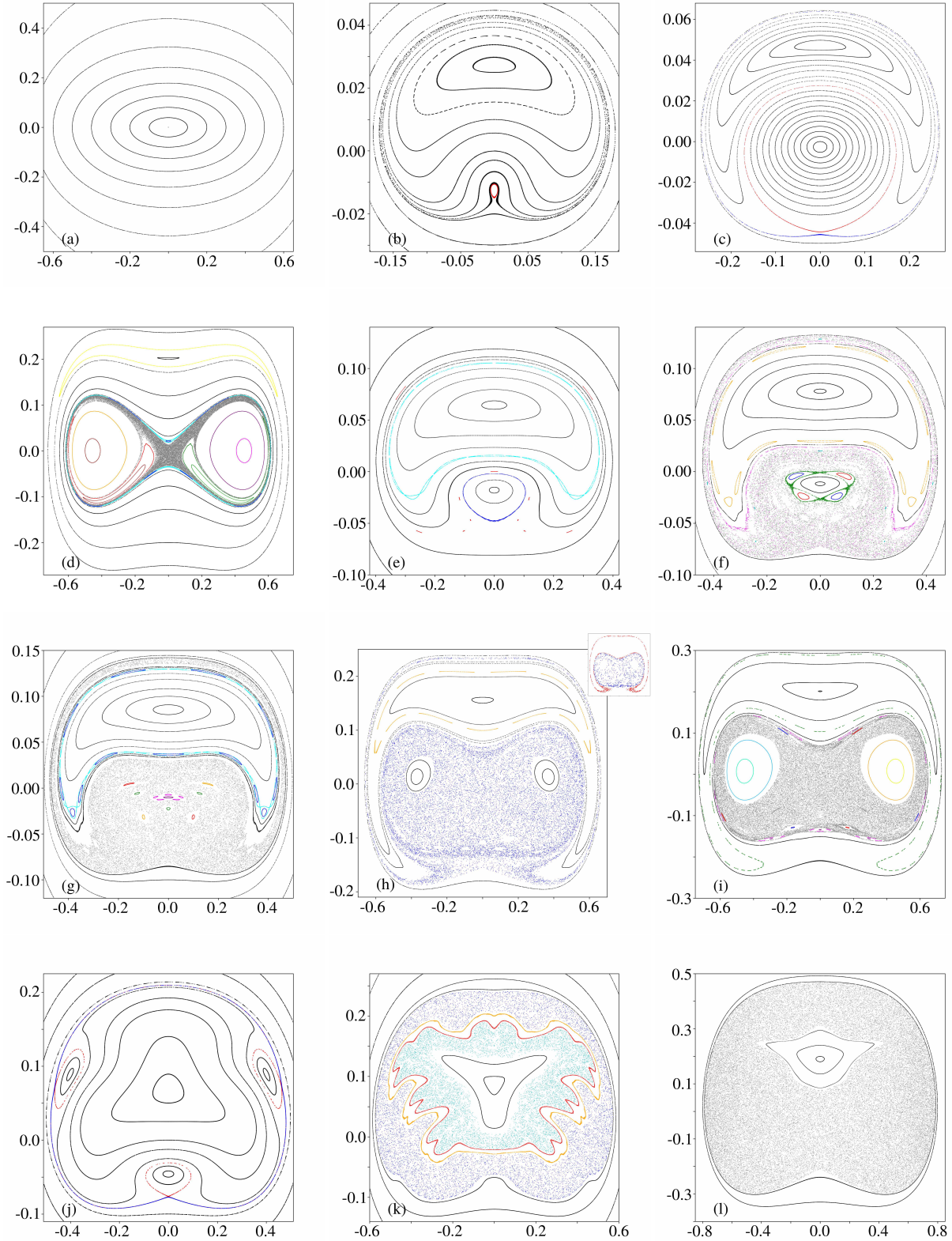


FIG. S5. Poincaré sections changing the parameters h and m . Different trajectories are represented in different colors (except the ones in black, that do not highlight important features). (a)-(d) use $h = 10^{-3}$ with increasing m (0.1, 0.2105, 0.22 and 0.4 respectively). (e)-(i) use $h = 10^{-2}$ with increasing m (0.229, 0.242, 0.25, 0.34 and 0.4 respectively). (j)-(l) use $h = 10^{-1}$ with increasing m (0.22, 0.25 and 0.4 respectively). The trajectories not presented are all quasiperiodic (reminiscent of the trajectories in (a)). A more detailed description can be found in the main text.