

Cooling Rate for Microbunched Electron Cooling without Amplification

G. Stupakov

SLAC National Accelerator Laboratory, Menlo Park, CA 94025

Abstract

The Microbunched Electron Cooling (MBEC) proposed by D. Ratner is a promising cooling technique that can find applications in future hadron and electron-ion colliders. In this paper, we develop a new framework for the study of MBEC which is based on the analysis of the dynamics of microscopic 1D fluctuations in the electron and hadron beams during their interaction and propagation through the system. Within this framework, we derive an analytical formula for the cooling rate and benchmark it against 1D computer simulations with a agreement between the analytical and numerical results. We then calculate the expecting cooling time for a set of parameters of the proposed electron-ion collider eRHIC in a simple cooling system with one chicane in the electron channel. While the cooling rate in this system turns out to be insufficient to counteract the intra-beam scattering in the proton beam, we discuss how the electron signal can be amplified by two orders of magnitude through the use of plasma effects in the beam.

I. INTRODUCTION

The idea of coherent electron cooling has been originally proposed by Ya. Derbenev [1] as a way to achieve cooling rates higher than those provided by the traditional electron cooling technique [2, 3]. The mechanism of the coherent cooling can be understood in a simple setup shown in Fig. 1. An electron beam with the same relativistic γ -factor as the hadron beam,

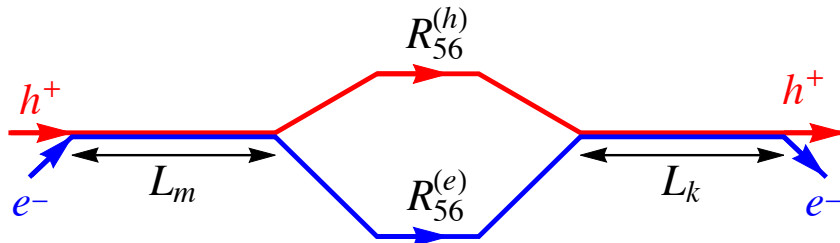


FIG. 1: Schematic of the microbunched electron cooling system. Blue lines show the path of the electron beam, and the red lines indicate the trajectory of the hadron beam.

co-propagates with the hadrons in a section of length L_m called the “modulator”. In this section, the hadrons imprint microscopic energy perturbations onto the electrons via the Coulomb interaction. After the modulation, the electron beam passes through a dispersive chicane section, $R_{56}^{(e)}$, where the energy modulation of the electrons is transformed into a density fluctuation referred to as “microbunching”¹. Meanwhile, the hadron beam passes through its dispersive section, $R_{56}^{(h)}$, in which more energetic particles move in the forward direction with respect to their original positions in the beam, while the less energetic trail behind. When the beams are combined again in a section of length L_k called the “kicker”, the electric field of the induced density fluctuations in the electron beam acts back on the hadrons. With a proper choice of the chicane strengths, the energy change of the hadrons in the kicker leads, over many passages through the cooling section, to a gradual decrease of the energy spread of the hadron beam. The transverse cooling is achieved in the same scheme by introducing dispersion in the kicker for the hadron beam.

In most cases, the cooling rate in the simple setup shown in Fig. 1 is not fast enough for practical applications. It can be considerably increased if the fluctuations in the electron

¹ In a long modulator section the microbunching can be generated directly in the modulator when the energy modulation is converted into a density fluctuation through plasma oscillations [4].

beam are amplified on the way from the modulator to the kicker. Litvinenko and Derbenev proposed to use for this purpose the gain mechanism of the free electron laser (FEL) [5]. While this may be sufficient for some applications, one of the drawbacks of this approach is a narrow-band nature of the FEL amplifier that may not provide enough gain before the amplified signal saturates [6]. Following an earlier study of Schneidmiller and Yurkov [7] of microbunching dynamics for generation of coherent radiation, Ratner proposed a broadband amplification mechanism [8] in which the amplification is achieved through a sequence of drifts and chicanes such that the density perturbations in the drifts execute a quarter-wavelength plasma oscillation. In a recent paper [9], Litvinenko and co-authors put forward an idea to use a parametric instability in the electron beam when the transverse size of the beam is periodically varied when it propagates through the cooling system.

A considerable effort has been devoted to theoretical and computational analysis of various aspects of coherent cooling [4, 8, 10–12]. However, to our knowledge, the theory is still lacking a simple formula that would allow to predict the cooling rate and its scaling with the main parameters of the cooling system, similar to simple formulas available for the traditional electron cooling [13]. In this paper, we derive such a formula for a system shown in Fig. 1. While this system, as we will see below, may not provide the required cooling rate for some applications, we believe that its study constitutes a necessary first step toward a more complex design which uses plasma amplification stages to increase the cooling rate. We plan to carry out a quantitative analysis of MBEC with plasma amplification in a separate work.

In this paper, we adopt a general framework that differs from what has been used in the literature before. Instead of considering individual hadrons affected by the fields generated by electrons, we look at the dynamics of the fluctuations in both beams. We assume that before the beams start to interact, their density and energy fluctuations can be described as uncorrelated shot noise. In the process of interaction, the fluctuations in the electron and hadron beams establish correlations, and when the beams are recombined in the kicker the fluctuating electric field in the electron beam acts in a way that decreases the energy spread in the hadron beam. We believe that the language of fluctuations is more appropriate for the description of the coherent cooling because the interaction involves many particles, in contrast to hadron-electron binary collisions in the incoherent electron cooling.

The paper is organized as follows. In Section II we formulate equations for 1D shot

noise when the beam is treated as an ideal gas of non-interacting particles. In Section III we consider the interaction of the hadron and electron beams in the modulator. This interaction is described in general terms of the effective wakefield or, equivalently, impedance. To simplify calculations and to clarify the physical mechanism of the cooling, in Section IV, we assume a small dispersion strength of the hadron chicane. In Section V we drop this assumption and derive general expressions for the cooling rate and the energy diffusion in the process of coherent cooling. In Section VI we calculate the effective interaction impedance due to the Coulomb interaction of hadrons and electrons in the modulator. In Section VII we optimize the strengths of the hadron and electron chicanes and derive the final formula, Eq. (67), for the cooling rate. In Section VIII we estimate the energy diffusion associated with the cooling and in Section IX we apply our formulas to the parameters of the eRHIC collider. In Section X we compare our computer simulations with the theory and we conclude with a discussion of our results in Section XI.

We use the Gaussian system of units throughout this paper.

II. SHOT NOISE IN BEAMS

We consider fluctuations in a beam on the scale that is much smaller than the beam length. Locally, the beam can be treated as having an average distribution function that does not depend on the longitudinal coordinate z . Throughout this paper we use the notation z for the longitudinal coordinate inside the bunch, $z = s - v_0 t$, where s the longitudinal coordinate in the lab frame and v_0 is the nominal beam velocity. The analysis in this section is applicable to both electron and hadron beams, so we do not use indices that indicate a species. In subsequent sections we will use e and h for electron and hadron quantities, respectively.

We denote by η the relative energy deviation of a particle in the beam, $\eta = \Delta E/E_0$, where $E_0 = \gamma mc^2$ is the nominal energy. The initial 1D distribution function, before the beam enters the modulator, is

$$f_0(z, \eta) = n_0 F(\eta) + \delta f(z, \eta), \quad (1)$$

where $F(\eta)$ is the averaged energy distribution function normalized by $\int d\eta F(\eta) = 1$, and n_0 is the averaged 1D density of the beam (the number of particles per unit length). In this

local analysis of fluctuations, the beam is considered as infinitely long, so F does not depend on the coordinate z . The function $\delta f(z, \eta)$ describes statistical fluctuations in the beam; it has an average value equal to zero, $\langle \delta f(z, \eta) \rangle = 0$. Generally speaking, fluctuations evolve with time or, equivalently, along the beam path s , but for brevity we omit the variable s from the arguments of δf . In what follows, we will only need to calculate $\delta f(z, p)$ at several specific locations along the beam line.

We define the Fourier transformation of δf by the following equations:

$$\delta \hat{f}_k(\eta) = \int_{-\infty}^{\infty} dz e^{-ikz} \delta f(z, \eta), \quad \delta f(z, \eta) = \frac{1}{2\pi} \int_{-\infty}^{\infty} dk e^{ikz} \delta \hat{f}_k(\eta). \quad (2)$$

If we neglect the electromagnetic interaction between the particles and treat the beam as an ideal gas, according to the kinetic theory of gases [14], the correlator of two functions δf taken at different points in the phase space is given by the following formula

$$\langle \delta f(z, \eta) \delta f(z', \eta') \rangle = n_0 F(\eta) \delta(z - z') \delta(\eta - \eta'), \quad (3)$$

which, after the Fourier transformation, gives

$$\langle \delta \hat{f}_k(\eta) \delta \hat{f}_{k'}(\eta') \rangle = 2\pi n_0 F(\eta) \delta(k + k') \delta(\eta - \eta'). \quad (4)$$

Eqs. (3) and (4) are the mathematical expressions of the so called *shot noise* in the beam.

Introducing the density fluctuation $\delta n(z)$ as

$$\delta n(z) = \int_{-\infty}^{\infty} d\eta \delta f(z, \eta), \quad (5)$$

we find by integrating Eq. (3) over η and η' ,

$$\langle \delta n(z) \delta n(z') \rangle = n_0 \delta(z - z'), \quad (6)$$

which means that the density fluctuations in the shot noise are uncorrelated. We can also calculate the Fourier spectrum of $\delta n(z)$,

$$\delta \hat{n}_k = \int_{-\infty}^{\infty} dz e^{-ikz} \delta n(z) = \int_{-\infty}^{\infty} d\eta \delta \hat{f}_k(\eta). \quad (7)$$

Integrating Eq. (4) over η and η' we obtain

$$\langle \delta \hat{n}_k \delta \hat{n}_{k'} \rangle = 2\pi n_0 \delta(k + k'). \quad (8)$$

If we integrate Eq. (3) over η' and make the Fourier transformation over z' we obtain an expression which will need later:

$$\langle \delta f(z, \eta) \delta \hat{n}_k \rangle = n_0 F(\eta) e^{-ikz}. \quad (9)$$

III. DYNAMICS OF FLUCTUATIONS IN THE HADRON BEAM

We now consider the dynamics of fluctuations in the hadron beam as it propagates through the cooling section. We assume that the initial distribution function for hadrons is given by Eq. (1) and the beam is in a state with uncorrelated shot noise as described in the previous Section. To distinguish the initial fluctuational part of the distribution function from its final counterpart we will change the notation δf in Eq. (1) to $\delta f^{(M)}$ (M for the modulator). The beam first interacts with electrons in the modulator where each hadron creates a perturbation in the electron beam. This perturbation is localized in a small vicinity of the hadron. Strictly speaking, electrons also perturb the hadron beam in this interaction, but for now we neglect this effect in our analysis. After passing through the modulator, the hadron beam goes through a chicane with the dispersion characterized by the $R_{56}^{(h)}$ element of the transport matrix, for which we will use a simplified notation R_h . Passage through the chicane R_h introduces a phase-space transformation $(z, \eta) \rightarrow (z', \eta')$: $z' = z + R_h \eta$, $\eta' = \eta$, and changes the initial hadron distribution function f_0 in the modulator into a different function, f_1 , in the kicker, $f_0 \rightarrow f_1$. The new distribution function is obtained by expressing the old arguments through the new ones²:

$$f_1(z, \eta) = f_0(z - R_h \eta, \eta) = n_{0h} F_h(\eta) + \delta f^{(M)}(z - R_h \eta, \eta), \quad (10)$$

where F_h is the averaged energy distribution function of hadrons and n_{0h} is the linear density of particles in the hadron beam. The hadron beam then goes into the kicker where it interacts with the electron beam again. This interaction changes the relative energy of the hadrons located at coordinate z by $\Delta\eta^{(h)}(z)$, $\eta' = \eta + \Delta\eta^{(h)}(z)$ (we will discuss the specific form of $\Delta\eta^{(h)}(z)$ below). This results in a new hadron distribution function after the kicker, $f_1 \rightarrow f_2$,

$$\begin{aligned} f_2(z, \eta) &= f_1(z, \eta - \Delta\eta^{(h)}) \\ &= n_{0h} F_h(\eta - \Delta\eta^{(h)}) + \delta f^{(M)}(z - R_h \eta + R_h \Delta\eta^{(h)}, \eta - \Delta\eta^{(h)}). \end{aligned} \quad (11)$$

We will now look more closely at the hadron-electron interaction *in the kicker*. We assume that this interaction can be characterized by an effective wakefield $w(z)$ such that the energy

² Here we implicitly assume that the ion motion from the kicker to the modulator is Hamiltonian and the distribution function remains constant along the trajectories in the phase space.

change $\Delta E(z)$ of a hadron located at point z in the beam after a passage through the kicker is

$$\Delta E(z) = (Ze)^2 \int_{-\infty}^{\infty} w(z-z') \delta n^{(M)}(z') dz', \quad (12)$$

(we use the convention that the positive wake corresponds to the energy gain), where $\delta n^{(M)}$ is the hadron density fluctuation *in the modulator*, $\delta n^{(M)}(z) = \int \delta f^{(M)}(z, \eta) d\eta$, and Ze is the hadron charge (throughout this paper we use the notation e for the *positive* elementary charge). It is also convenient to introduce the impedance $\mathcal{Z}(k)$ related to the wake through the equation

$$\mathcal{Z}(k) = -\frac{1}{c} \int_{-\infty}^{\infty} dz w(z) e^{-ikz}, \quad w(z) = -\frac{c}{2\pi} \int_{-\infty}^{\infty} dk \mathcal{Z}(k) e^{ikz}. \quad (13)$$

Being a Fourier transform of a real function, the real and imaginary parts of $\mathcal{Z}(k)$ are respectively even and odd functions of k , $\mathcal{Z}(-k) = \mathcal{Z}^*(k)$. The relative energy change of a hadron at coordinate z can now be written as

$$\Delta \eta^{(h)}(z) = -\frac{r_h c}{2\pi \gamma} \int_{-\infty}^{\infty} dk \mathcal{Z}(k) \delta \hat{n}_k^{(M)} e^{ikz}, \quad (14)$$

where $\Delta \eta^{(h)} = \Delta E / \gamma m_h c^2$, $\gamma m_h c^2$ is the nominal energy of the beam, $\delta \hat{n}_k^{(M)}$ is the Fourier transform of $\delta n_h^{(M)}(z)$, and $r_h = (Ze)^2 / m_h c^2$. Introducing the Fourier transform $\Delta \hat{\eta}_k^{(h)}$ as defined by Eqs. (2), we obtain

$$\Delta \hat{\eta}_k^{(h)} = -\frac{r_h c}{\gamma} \mathcal{Z}(k) \delta \hat{n}_k^{(M)}. \quad (15)$$

It is important to remember that here $\delta \hat{n}_k^{(M)}$ is associated with the density fluctuations in the modulator—the place where the hadron fluctuations are imprinted on the electrons. These fluctuation should be calculated with the initial fluctuational part of the distribution function $\delta f^{(M)}(z, \eta)$. When hadrons arrive to the kicker having been longitudinally displaced in the chicane their distribution function changes to f_2 given by Eq. (11). The hadron fluctuations in the kicker differ from the initial noise in the modulator described by equations in Section II.

IV. COHERENT COOLING IN THE LIMIT OF A SMALL VALUE OF THE CHICANE STRENGTH

As a result of the passing through the cooling section, the distribution function of the hadron beam changes. Introducing the difference

$$\Delta f(z, \eta) = f_2(z, \eta) - n_{0h}F_h(\eta), \quad (16)$$

where $f_2(z, \eta)$ is the distribution function after the kicker, we should not expect that the averaged value $\langle \Delta f \rangle$ vanishes, in contrast to the zero value of $\langle \delta f^{(M)} \rangle$ in the initial state. We associate the average value of Δf with the change of the averaged distribution function in one revolution in the ring:

$$n_{0h}T \frac{\partial F_h}{\partial t} = \langle \Delta f \rangle, \quad (17)$$

where T is the revolution period. As we will see below, this equations describes a gradual decrease of the hadron beam energy spread due to the coherent cooling.

We will now calculate $\langle \Delta f \rangle$. To simplify analysis, in this Section we will assume that R_h is small and use the Taylor expansion in Eq. (11) keeping terms linear in R_h . In addition, we will use the smallness of the fluctuations in the beam and treat $\Delta\eta^{(h)}$ and $\delta f^{(M)}$ as small quantities $\sim \epsilon$ and neglecting terms of order ϵ^3 and higher. Using Eq. (11), we find

$$\begin{aligned} \langle \Delta f \rangle &\approx \left\langle \frac{1}{2} n_{0h} (\Delta\eta^{(h)})^2 F_h''(\eta) - \Delta\eta^{(h)} \partial_\eta \delta f^{(M)} + R_h \eta \Delta\eta^{(h)} \partial_{z\eta} \delta f^{(M)} + R_h \Delta\eta^{(h)} \partial_z \delta f^{(M)} \right\rangle \\ &= \frac{1}{2} n_{0h} \langle (\Delta\eta^{(h)})^2 \rangle F_h''(\eta) - \langle \Delta\eta^{(h)} \partial_\eta \delta f^{(M)} \rangle + R_h \langle \Delta\eta^{(h)} \partial_{z\eta} (\eta \delta f^{(M)}) \rangle, \end{aligned} \quad (18)$$

where we have omitted the arguments (z, η) in the function $\delta f^{(M)}$ and took into account that $\langle \delta f^{(M)} \rangle = 0$ and $\langle \Delta\eta^{(h)} \rangle = 0$. We expect that the last term on the right-hand side of this equation is associated with the cooling because it is proportional to the product of the chicane strength and the energy change $\Delta\eta^{(h)}$ in the interaction. With the help of Eqs. (14) and (9) we can write this term as

$$\begin{aligned} R_h \langle \Delta\eta^{(h)} \partial_{z\eta} (\eta \delta f^{(M)}) \rangle &= -\frac{R_h r_h c}{2\pi\gamma} \int_{-\infty}^{\infty} dk \mathcal{Z}(k) e^{ikz} \partial_{z\eta} (\eta \langle \delta \hat{n}_k^{(M)} \delta f \rangle) \\ &= \frac{R_h r_h c}{2\pi\gamma} n_{0h} \partial_\eta (\eta F_h) \int_{-\infty}^{\infty} ik \mathcal{Z}(k) dk. \end{aligned} \quad (19)$$

From Eq. (13) it follows that

$$\int_{-\infty}^{\infty} ik \mathcal{Z}(k) dk = -\frac{2\pi}{c} w_l'(0), \quad (20)$$

so that the right-hand side of Eq. (19) can be written as

$$-w'_l(0) \frac{R_h r_h}{\gamma} n_{0h} \partial_\eta (\eta F_h). \quad (21)$$

Substituting this into the right-hand side of Eq. (17) yields

$$\frac{\partial F_h}{\partial t} = -w'_l(0) \frac{R_h r_h}{T\gamma} \frac{\partial (\eta F_h)}{\partial \eta}. \quad (22)$$

To see how Eq. (22) describes evolution of the rms energy spread of the beam, σ_h , with time we multiply it by η^2 and integrate over η ,

$$\frac{d\sigma_h^2}{dt} = \int_{-\infty}^{\infty} d\eta \eta^2 \frac{\partial F_h}{\partial t} = -w'_l(0) \frac{R_h r_h}{T\gamma} \int d\eta \eta^2 \frac{\partial \eta F_h}{\partial \eta} = 2w'_l(0) \frac{R_h r_h}{T\gamma} \sigma_h^2. \quad (23)$$

Hence, for $w'_l(0)R_h < 0$, we have an exponential cooling with the time constant

$$t_c^{-1} \equiv \sigma_h^{-2} \frac{d\sigma_h^2}{dt} = 2 \frac{r_h}{T\gamma} |R_h w'_l(0)|. \quad (24)$$

The physical mechanism of this effect is the following [8]. Assuming for simplicity $w_l(0) = 0$ and also $R_h > 0$ and $w'_l(0) < 0$, we see that hadrons passing through the chicane with the energy higher than the nominal one are shifted in the forward direction by positive R_h , and their energy is decreased by the negative wake in the kicker. Particles with the energy smaller than the nominal are shifted by the chicane backward, and their energy is increased by the positive wake. As a result, the repetitive passages through the cooling system lead to a gradual decrease of the energy spread of the hadron beam.

We now consider the second term on the right-hand side of Eq. (18). Again using Eqs. (14) and (9) we find,

$$\begin{aligned} -\partial_\eta \langle \Delta \eta^{(h)} \delta f^{(M)} \rangle &= \frac{r_h c}{2\pi\gamma} \int_{-\infty}^{\infty} dk \mathcal{Z}(k) e^{ikz} \partial_\eta \langle \delta \hat{n}_k^{(M)} \delta f^{(M)} \rangle \\ &= n_{0h} F'_h(\eta) \frac{r_h c}{2\pi\gamma} \int_{-\infty}^{\infty} dk \mathcal{Z}(k). \end{aligned} \quad (25)$$

The integral $\int_{-\infty}^{\infty} dk \mathcal{Z}(k)$ can be expressed through the value of the wake at the origin, $w(0)$, and Eq. (25) can be written as

$$-n_{0h} F'_h(\eta) \frac{r_h}{\gamma} w(0). \quad (26)$$

This term can be interpreted as a change of the particle energy due to its own wake, if the wake at the origin is not zero, $w(0) \neq 0$. When the process is repeated every revolution period T , this term contributes to the time evolution equation for F_h :

$$\frac{\partial F_h}{\partial t} = -\frac{r_h}{T\gamma} w(0) \frac{\partial F_h}{\partial \eta}. \quad (27)$$

Multiplying this equation by η and integrating it over η gives the following equation for the average rate of the energy loss³

$$\frac{1}{E_0} \frac{dE_0}{dt} = \frac{r_h}{T\gamma} w(0). \quad (28)$$

Clearly this term is of no interest for the cooling process. Moreover, for the space charge interaction considered in Section VI the value of the wake at the origin is equal to zero, and this term vanishes.

Finally, the first term in Eq. (18) can be written as follows:

$$\begin{aligned} \frac{1}{2} n_{0h} F_h''(\eta) \langle (\Delta\eta^{(h)})^2 \rangle &= \frac{1}{2} n_{0h} F_h''(\eta) \left(\frac{r_h c}{2\pi\gamma} \right)^2 \int_{-\infty}^{\infty} dk dk' \mathcal{Z}(k) \mathcal{Z}(k') e^{ikz+ik'z} \langle \delta\hat{n}_{k'}^{(M)} \delta\hat{n}_k^{(M)} \rangle \\ &= \frac{1}{4\pi} n_{0h}^2 F_h''(\eta) \left(\frac{r_h c}{\gamma} \right)^2 \int_{-\infty}^{\infty} dk |\mathcal{Z}(k)|^2, \end{aligned} \quad (29)$$

where we have used the relation (8). Its contribution to the time derivative of F_h is a diffusion-like term:

$$\frac{\partial F_h}{\partial t} = D \frac{\partial^2 F_h}{\partial^2 \eta}, \quad (30)$$

with the diffusion coefficient

$$D = \frac{n_{0h}}{4\pi T} \left(\frac{r_h c}{\gamma} \right)^2 \int_{-\infty}^{\infty} dk |\mathcal{Z}(k)|^2. \quad (31)$$

This diffusion is caused by the shot noise in the hadron beam that is transferred through the interaction with the electron beam and then applied back to the hadrons in the kicker.

The averaged energy loss, Eq. (28), and the diffusion coefficient, Eq. (31), can also be derived in a single-particle treatment of the beam as shown in Appendix A.

Taking into account both the cooling and diffusion, we need to combine Eqs. (22) and (30),

$$\frac{\partial F_h}{\partial t} = \frac{1}{2t_c} \frac{\partial(\eta F_h)}{\partial \eta} + D \frac{\partial^2 F_h}{\partial^2 \eta}. \quad (32)$$

Multiplying this equation by η^2 and integrating it over η , as was done in Eq. (23), we obtain

$$\frac{d\sigma_h^2}{dt} = -\frac{\sigma_h^2}{t_c} + 2D. \quad (33)$$

³ In the case when the wake $w(z)$ is due to the interaction with accelerating cavities, this energy is lost to the excitation of cavity modes—the well known effect of the beam loading.

From this equation it follows that for a cooling effect to prevail over the diffusion, the value of D should not be too large,

$$D < \frac{\sigma_h^2}{2t_c}. \quad (34)$$

In the opposite limit, the heating due to the diffusion overcomes the cooling and the initial energy spread of the hadron beam grows with time, $d\sigma_h^2/dt > 0$.

It follows from Eq. (24) that for a faster cooling one would like to have a larger value of the dispersion strength R_h . However, our analysis in this section assumed a small R_h and hence cannot be applied to arbitrary values of R_h . The assumption of the small chicane strength will be dropped in the next section.

V. COOLING FOR ARBITRARY VALUE OF THE CHICANE STRENGTH

We now return to Eq. (11) and repeat the derivation of Δf without making an assumption that $R_h\eta$ is small (but still assuming the smallness of $R_h\Delta\eta^{(h)}$ which is proportional to the small quantity $\Delta\eta^{(h)}$). Instead of Eq. (18) we now obtain

$$\langle \Delta f \rangle = \frac{1}{2}n_{0h}\langle (\Delta\eta^{(h)})^2 \rangle F_h''(\eta) - \langle \Delta\eta^{(h)} \partial_2 \delta f^{(M)}(z - R_h\eta, \eta) \rangle + \langle R_h\Delta\eta^{(h)} \partial_z \delta f^{(M)}(z - R_h\eta, \eta) \rangle, \quad (35)$$

where $\partial_2 \delta f^{(M)}$ denotes the partial derivative with respect to the second arguments of $\delta f^{(M)}$. The first term here, as the first term in Eq. (18), is responsible for the energy diffusion (30). This term will not be considered below. The cooling effect is due to the second and the last terms that involve R_h , but they also include the average energy loss of the hadrons if $w_l(0) \neq 0$, as described by Eq. (27).

We begin with the calculation of the average of the last term in Eq. (35):

$$R_h \langle \Delta\eta^{(h)} \partial_z \delta f^{(M)}(z - R_h\eta, \eta) \rangle = -\frac{R_h r_h c}{2\pi\gamma} \int_{-\infty}^{\infty} dk \mathcal{Z}(k) e^{ikz} \partial_z \langle \delta \hat{n}_k^{(M)} \delta f^{(M)}(z - R_h\eta, \eta) \rangle. \quad (36)$$

Similar to the derivation of Eq. (9) it is easy to find that

$$\langle \delta \hat{n}_k^{(M)} \delta f^{(M)}(z - R_h\eta, \eta) \rangle = n_{0h} F_h(\eta) e^{-ik(z - R_h\eta)}, \quad (37)$$

which gives

$$R_h \langle \Delta \eta^{(h)} \partial_z \delta f^{(M)}(z - R_h \eta, \eta) \rangle = i n_{0h} F_h(\eta) \frac{R_h r_h c}{2\pi\gamma} \int_{-\infty}^{\infty} dk k \mathcal{Z}(k) e^{ikR_h \eta}. \quad (38)$$

For the second term in Eq. (35) we have

$$-\langle \Delta \eta^{(h)} \partial_2 \delta f^{(M)}(z - R_h \eta, \eta) \rangle = \frac{r_h c}{2\pi\gamma} \int_{-\infty}^{\infty} dk \mathcal{Z}(k) e^{ikz} \langle \delta \hat{n}_k^{(M)} \partial_2 \delta f^{(M)}(z - R_h \eta, \eta) \rangle. \quad (39)$$

Again, following the derivation of Eq. (9), we find

$$\langle \delta \hat{n}_k^{(M)} \partial_2 \delta f^{(M)}(z - R_h \eta, \eta) \rangle = n_{0h} F_h'(\eta) e^{-ik(z - R_h \eta)}, \quad (40)$$

which gives

$$-\langle \Delta \eta^{(h)} \partial_2 \delta f^{(M)}(z - R_h \eta, \eta) \rangle = \frac{r_h c}{2\pi\gamma} n_{0h} F_h'(\eta) \int_{-\infty}^{\infty} dk \mathcal{Z}(k) e^{ikR_h \eta}. \quad (41)$$

Adding the right-hand sides of Eqs. (38) and (41), we will subtract the effect of the wake at the origin, Eq. (25), to obtain

$$n_{0h} \frac{r_h c}{2\pi\gamma} \int_{-\infty}^{\infty} dk \mathcal{Z}(k) [ikR_h F_h(\eta) e^{ikR_h \eta} + F_h'(\eta) (e^{ikR_h \eta} - 1)]. \quad (42)$$

In the limit of small R_h , this expression reduces to Eq. (19) and hence it generalizes the cooling term on the right-hand side of the kinetic equation (22) to arbitrary values of R_h .

Note that in this regime the right-hand side of the kinetic equation for function F_h differs from a simple form, Eq. (32), valid in the limit of small R_h . In particular, the cooling term in this equation is not equal any more to the derivative $\partial(\eta F_h)/\partial\eta$ divided by the twice the cooling time — it will now involve a more complicated expression with the integral from Eq. (42). However, we still can define the cooling time t_c as an inverse rate of change of σ_h^2 ,

$$t_c^{-1} = \left(\int_{-\infty}^{\infty} d\eta \eta^2 \frac{\partial F_h}{\partial t} \right) \left(\int_{-\infty}^{\infty} d\eta \eta^2 F_h \right)^{-1}.$$

Repeating the derivation of Eq. (23) we find,

$$t_c^{-1} = -\frac{r_h c}{2\pi\gamma\sigma_h^2 T} \int_{-\infty}^{\infty} dk \mathcal{Z}(k) \int_{-\infty}^{\infty} \eta^2 d\eta [ikR_h F_h(\eta) e^{ikR_h \eta} + F_h'(\eta) (e^{ikR_h \eta} - 1)], \quad (43)$$

assuming that the right-hand side of this equation is positive. The integrand in this expression as a function of k has the same symmetry as $\mathcal{Z}(k)$ —changing the sign of k makes it a complex conjugate. Using this symmetry we can re-write Eq. (43) in explicitly real form,

$$t_c^{-1} = -\frac{r_h c}{\pi\gamma\sigma_h^2 T} \text{Re} \int_0^{\infty} dk \mathcal{Z}(k) \int_{-\infty}^{\infty} \eta^2 d\eta [ikR_h F_h(\eta) e^{ikR_h \eta} + F_h'(\eta) (e^{ikR_h \eta} - 1)]. \quad (44)$$

To proceed further, we need to specify the impedance $\mathcal{Z}(k)$ and then to find R_h that minimizes the cooling time.

VI. IMPEDANCE FOR MBEC

We will now discuss the effective impedance \mathcal{Z} of the MBEC cooling method in a simple setup shown in Fig. 1. This impedance is generated when the electron beam first interacts with hadrons in the modulator, travels through its chicane, $R_{56}^{(e)}$, and then interacts with hadrons again in the kicker section. For the hadron-electron interaction we will adopt a model in which the interaction is treated as if a hadron were a disk of charge Ze with an axisymmetric Gaussian radial distribution with the rms transverse size equal to the rms transverse size of the beam. The electron is also modeled by a Gaussian disk of charge $-e$ with the same transverse profile. We believe that this model is more accurate than the one developed in Ref. [8] where the interaction was treated as between a uniformly charged disk and a point charge on the axis of the beam. A similar Gaussian-to-Gaussian interaction model was used in 1D simulations of a longitudinal space charge amplifier in Ref. [15].

In this model, a hadron of charge Ze at the origin of the coordinate system exerts a force f_z on an electron at coordinate z ,

$$f_z(z) = -\frac{Ze^2}{\Sigma^2} \Phi\left(\frac{z\gamma}{\Sigma}\right), \quad (45)$$

where Σ is the rms beam radius and the function Φ is defined by the following expression [16],

$$\Phi(x) = \frac{1}{2} \left[\frac{x}{|x|} - \frac{x\sqrt{\pi}}{2} \exp\left(\frac{1}{4}x^2\right) \operatorname{erfc}\left(\frac{1}{2}|x|\right) \right], \quad (46)$$

with erfc the complementary error function. The function Φ is odd, $\Phi(-x) = -\Phi(x)$; its plot for positive x is shown in Fig. 2. Neglecting the relative longitudinal displacements of a hadron and an electron in the modulator, the force (45) causes the relative energy change G_η in an electron located at coordinate z ,

$$G_\eta(z) = -\frac{Zr_e L_m}{\gamma \Sigma^2} \Phi\left(\frac{z\gamma}{\Sigma}\right), \quad (47)$$

where L_m is the length of the modulator and $r_e = e^2/m_e c^2$ is the classical electron radius.

The function G_η can also be considered as a Green function for the energy modulation of electrons induced by a delta-function density perturbation in the hadron beam. With the help of this Green function an energy modulation $\Delta\eta^{(e)}$ in the electron beam in the modulator induced by a 1D density modulation if the hadron beam $\delta n^{(M)}(z)$ can be written as

$$\Delta\eta^{(e)}(z) = \int_{-\infty}^{\infty} dz' \delta n^{(M)}(z') G_\eta(z - z'). \quad (48)$$

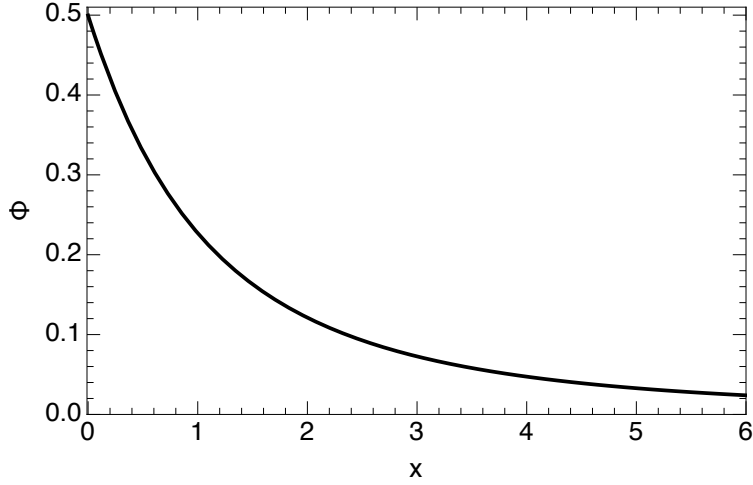


FIG. 2: Function $\Phi(x)$ for positive values of the argument.

We denote the averaged electron distribution function by $n_{e0}F_e(\eta)$. In what follows, we neglect fluctuations in the electron beam and hence do not introduce the δf term, as in Eq. (1), for electrons. After the interaction with the hadrons, the electron energy distribution becomes $n_{e0}F_e(\eta - \Delta\eta^{(e)}(z))$. The chicane in the electron path with the $R_{56}^{(e)} \equiv R_e$ matrix element shifts electrons in the longitudinal direction, $z' = z + R_e\eta$, and hence the distribution function after the electron chicane becomes

$$n_{0e}F_e[\eta - \Delta\eta^{(e)}(z - R_e\eta)]. \quad (49)$$

Let us now calculate the density perturbation of the electrons after the chicane, $\delta n^{(e)}$, in the kicker:

$$\begin{aligned} \delta n^{(e)}(z) &= n_{0e} \int_{-\infty}^{\infty} d\eta [F_e(\eta - \Delta\eta^{(e)}(z - R_e\eta)) - F_e(\eta)] \\ &\approx -n_{0e} \int_{-\infty}^{\infty} d\eta F_e'(\eta) \Delta\eta^{(e)}(z - R_e\eta), \end{aligned} \quad (50)$$

where we have used the Taylor expansion keeping only a linear term in $\Delta\eta^{(e)}$. For the Fourier transform of the electron density perturbation we find

$$\delta \hat{n}_k^{(e)} = \int_{-\infty}^{\infty} dz e^{-ikz} \delta n^{(e)}(z) = -n_{0e} g(k) \Delta \hat{\eta}_k^{(e)}, \quad (51)$$

where

$$g(k) = \int_{-\infty}^{\infty} d\eta F_e'(\eta) e^{-ikR_e\eta}, \quad (52)$$

and $\Delta\hat{\eta}_k^{(e)}$ is the Fourier transform of $\Delta\eta^{(e)}(z)$. For a Gaussian distribution function of electrons, $F_e = (\sqrt{2\pi}\sigma_e)^{-1}e^{-\eta^2/2\sigma_e^2}$, with σ_e is the rms relative energy spread, we have

$$g(k) = ikR_e e^{-k^2 R_e^2 \sigma_e^2 / 2}. \quad (53)$$

Using Eqs. (47) and (48) we find that

$$\Delta\hat{\eta}_k^{(e)} = -Z\zeta(k)\delta\hat{n}_k^{(M)}, \quad (54)$$

with

$$\zeta(k) \equiv -\frac{1}{Z} \int_{-\infty}^{\infty} dz e^{-ikz} G_\eta(z) = -\frac{2ir_e L_m}{\gamma \Sigma^2} H\left(\frac{k\Sigma}{\gamma}\right), \quad (55)$$

and

$$H(x) = \int_0^\infty d\xi \Phi(\xi) \sin(x\xi). \quad (56)$$

Substituting Eq. (54) into Eq. (51) we obtain

$$\delta\hat{n}_k^{(e)} = Zn_{e0}g(k)\zeta(k)\delta\hat{n}_k^{(M)}. \quad (57)$$

Having found the electron density perturbation we can now calculate the longitudinal force acting on hadrons in the kicker (after the chicane). This is the force that changes the hadron energy. For this force, we will use the same model as above replacing an electron by a disk with a Gaussian distribution with the rms size Σ and using Eq. (45) (we assume the same transverse size of both beams in the kicker as in the modulator). Following the derivation of Eqs. (54)-(57) it is then straightforward to derive the following formula for the Fourier component of the force \hat{f}_{zk} acting on the hadrons,

$$\hat{f}_{zk} = \frac{2iZ^2 e^2 n_{0e}}{\Sigma\gamma} g(k)\zeta(k)H\left(\frac{k\Sigma}{\gamma}\right)\delta\hat{n}_k^{(M)}. \quad (58)$$

Again, neglecting the relative motion of electrons and hadrons in the kicker, we multiply \hat{f}_{zk} by the length of the kicker L_k and divide it by $\gamma m_h c^2$ to obtain the Fourier component of the energy change $\Delta\hat{\eta}_k^{(h)}$,

$$\Delta\hat{\eta}_k^{(h)} = \frac{2ie^2 Z^2 n_{0e} L_k}{\Sigma\gamma^2 m_h c^2} g(k)\zeta(k)H\left(\frac{k\Sigma}{\gamma}\right)\delta\hat{n}_k^{(M)}. \quad (59)$$

Comparing this formula with Eq. (15) we find the effective impedance $\mathcal{Z}(k)$ for the MBEC cooling section,

$$\begin{aligned}\mathcal{Z} &= -\frac{2in_0eL_k}{c\Sigma\gamma}g(k)\zeta(k)H\left(\frac{k\Sigma}{\gamma}\right) \\ &= -\frac{4iI_eL_mL_k}{c\Sigma^2\gamma^3I_A\sigma_e}q_e\kappa e^{-\kappa^2q_c^2/2}H^2(\kappa),\end{aligned}\quad (60)$$

where we have introduced the dimensionless parameters

$$\kappa = \frac{k\Sigma}{\gamma}, \quad q_e = \frac{R_e\sigma_e\gamma}{\Sigma}, \quad (61)$$

and used the electron beam current $I_e = en_0ec$ and the Alfvén current $I_A = m_e c^3/e \approx 17$ kA. This impedance is purely imaginary and the corresponding wake $w(z)$, as was already indicated above, has a zero value at the origin.

VII. MAXIMIZATION OF THE COOLING RATE

We now re-write Eq (44) introducing the cooling time measured in revolution periods, $N_c = t_c/T$, and using the normalized variables (61) together with $q_h \equiv R_h\sigma_h\gamma/\Sigma$, where σ_h is the rms relative energy spread of the hadrons,

$$N_c^{-1} = -\frac{r_h c}{\pi\Sigma} \text{Re} \int_0^\infty d\kappa \mathcal{Z}(\kappa) \int_{-\infty}^\infty \xi^2 d\xi [i\kappa q_h F_h(\xi) e^{i\kappa q_h \xi} + F'_h(\xi)(e^{i\kappa q_h \xi} - 1)]. \quad (62)$$

In this equation, the integration variable is $\xi = \eta/\sigma_h$, the distribution function F_h is considered as a function of this variable (with F'_h being the derivative with respect to ξ), and the impedance is expressed as a function of the variable κ . Substituting the impedance (60) into Eq. (62) we find the following expression for N_c^{-1} ,

$$N_c^{-1} = \frac{4I_e r_h L_m L_k}{\pi\Sigma^3\gamma^3 I_A \sigma_e \sigma_h} \left[q_e \text{Re} \int_0^\infty d\kappa \kappa e^{-\kappa^2 q_c^2/2} H^2(\kappa) R(\kappa) \right], \quad (63)$$

where

$$R(\kappa) = i\sigma_h \int_{-\infty}^\infty \xi^2 d\xi [i\kappa q_h F_h(\xi) e^{i\kappa q_h \xi} + F'_h(\xi)(e^{i\kappa q_h \xi} - 1)]. \quad (64)$$

For a Gaussian distribution function, $F_h(\xi) = (\sqrt{2\pi}\sigma_h)^{-1}e^{-\xi^2/2}$, the integral in Eq. (64) can be done analytically:

$$R(\kappa) = 2\kappa q_h e^{-\kappa^2 q_h^2/2}. \quad (65)$$

With this analytical expression for R , the expression in the square brackets in Eq. (63), which we denote by I ,

$$\begin{aligned} I(q_h, q_e) &= q_e \int_0^\infty d\mathcal{X} \mathcal{X} e^{-\mathcal{X}^2 q_e^2/2} H^2(\mathcal{X}) R(\mathcal{X}) \\ &= 2q_h q_e \int_0^\infty d\mathcal{X} \mathcal{X}^2 e^{-\mathcal{X}^2 (q_e^2 + q_h^2)/2} H^2(\mathcal{X}), \end{aligned} \quad (66)$$

can be maximized numerically with respect to the variables q_h and q_e (that is the strengths of the hadron and electron chicanes in the cooling system). Note that I is symmetric, $I(q_h, q_e) = I(q_e, q_h)$, hence the maximum of the integral is attained when $q_h = q_e$. The plot of function $I(q, q)$ is shown in Fig. 3; its maximum value is 0.079 at $q = 0.6$. Substituting

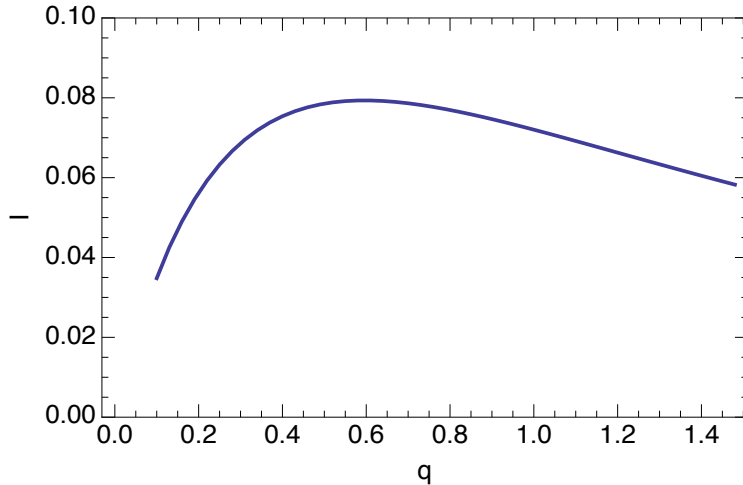


FIG. 3: Plot of function $I(q, q)$ versus q .

this maximum value in Eq. (63) we arrive at the following cooling rate,

$$N_{cool}^{-1} = 0.10 \frac{1}{\gamma^3 \sigma_h \sigma_e} \frac{I_e}{I_A} \frac{r_h L_m L_k}{\Sigma^3}. \quad (67)$$

We remind the reader that in this expression r_h stands for the classical radius calculated with the charge and the mass of the hadron, $r_h = (Ze)^2/m_h c^2$.

For the optimal values of q_h and q_e found above, one can now calculate the interaction impedance \mathcal{Z} . It is more interesting, however, to find the interaction wake w related to \mathcal{Z} by Eq. (13). This wake is plotted in Fig. 4 as a function of the normalized variable $z\gamma/\Sigma$;

the wake is normalized by the scaling factor⁴ $w_0 = 4I_e L_m L_k / \pi \Sigma^3 \gamma^2 I_A \sigma_e$. This wake is an antisymmetric function of z and, as has been pointed out above, is equal to zero at the origin. Numerical value of the wake for the parameters of eRHIC collider is calculated in Section IX.

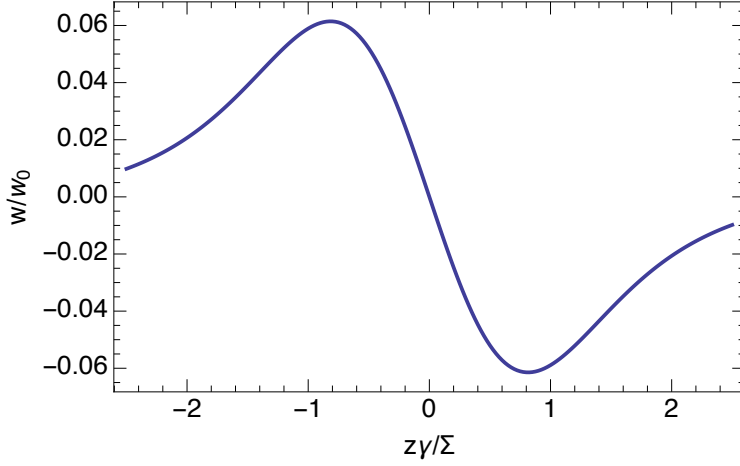


FIG. 4: Dimensionless wake for the hadron-electron interaction in the cooling system.

VIII. CALCULATION OF THE DIFFUSION COEFFICIENTS

We can now calculate the diffusion coefficient given by Eq. (31) for the parameters of the optimal cooling. Using Eq. (60) for the impedance we find

$$D = \frac{n_{0h}}{4\pi T} \frac{\gamma}{\Sigma} \left(\frac{4r_h I_e L_m L_k}{\Sigma^2 \gamma^4 I_A \sigma_e} \right)^2 q_e^2 \int_{-\infty}^{\infty} d\chi H^4(\chi) \chi^2 e^{-\chi^2 q_e^2}. \quad (68)$$

Calculating the integral for the optimal value $q_e = 0.6$ we find

$$q_e^2 \int_{-\infty}^{\infty} d\chi H^4(\chi) \chi^2 e^{-\chi^2 q_e^2} = 2.63 \times 10^{-3}. \quad (69)$$

The diffusion coefficient (67) can now be written as

$$D = 0.33 N_c^{-2} \frac{I_h \Sigma}{T I_A r_e \gamma} \sigma_h^2, \quad (70)$$

⁴ In the Gaussian system of units the wake has dimension of inverse length. To convert it to the SI system, one has to multiply it by $Z_0 c / 4\pi$.

where $I_h = en_{0h}c$ is the hadron current. The requirement (34) that the diffusion does not overcome the cooling is now expressed as follows,

$$0.33 \frac{\Sigma}{\gamma r_e} \frac{I_h}{I_A} < 1.5 N_c. \quad (71)$$

In the next Section we will estimate it for the parameters of the eRHIC collider.

IX. ESTIMATES FOR ERHIC COLLIDER

As a numerical illustration of the general theory developed in the previous sections we will estimate the optimized cooling rate for the nominal parameters of the electron-hadron collider eRHIC [17]. The parameters of the proton beam in eRHIC and hypothetical parameters of the electron beam in the cooling system are given in Table I.

Proton beam energy	275 GeV
RMS length of the proton beam, $\sigma_z^{(h)}$	5 cm
RMS relative energy spread of the proton beam, σ_h	6×10^{-4}
Peak proton beam current, I_h	23 A
RMS transverse size of the beam in the cooling section, Σ	0.7 mm
Electron beam charge, Q_e	1 nC
RMS relative energy spread of the electron beam, σ_h	1×10^{-4}
Modulator and kicker length, L_m and L_k	40 m

TABLE I: Parameters of the eRHIC collider with a hypothetical MBEC cooling section.

Because the cooling rate (67) depends on the local electron beam current that varies within the electron bunch, one has to average Eq. (67) taking into account the finite electron bunch length which we denote by $\sigma_z^{(e)}$. Assuming a Gaussian current distribution in the electron beam, $I_e = [Q_e c / \sqrt{2\pi} \sigma_z^{(e)}] \exp[-z^2 / 2(\sigma_z^{(e)})^2]$, it is straightforward to calculate that the average electron current that a hadron feels over many passages through the electron beam is equal to

$$\bar{I}_e = \frac{Q_e c}{\sqrt{2\pi} [(\sigma_z^{(e)})^2 + (\sigma_z^{(h)})^2]^{1/2}}. \quad (72)$$

For an electron beam several times shorter than the hadron one, we can neglect in this formula $\sigma_z^{(e)}$ in comparison with $\sigma_z^{(h)}$. In this limit, replacing I_e in Eq. (67) by \bar{I}_e , we obtain for the cooling rate

$$N_{cool}^{-1} = 0.10 \frac{1}{\gamma^3 \sigma_h \sigma_e} \frac{Q_e c}{\sqrt{2\pi} \sigma_z^{(h)} I_A} \frac{r_h L_m L_k}{\Sigma^3}. \quad (73)$$

Substituting parameters from Table I into this equation gives for the cooling time

$$N_c = 1.5 \times 10^{10}, \quad (74)$$

which, with the revolution period in the RHIC ring of 13 μ s, corresponds to 51.5 hours. The diffusion rate estimated with Eq. (70) turns out to be much smaller than the cooling rate, so that Eq. (71) is well satisfied—the ratio of the right-hand side of Eq. (71) to its left-hand side is about 4×10^4 . The optimal parameters of the electron and proton chicanes are $R_{56}^h = 0.41$ cm and $R_{56}^e = 2.4$ cm. Of course, such a long cooling time is not sufficient for the eRHIC collider, where the intra-beam scattering (IBS) time scale for the emittance doubling is estimated in the range of 2 hours. We conclude that a simple setup shown in Fig. 1 needs to be augmented by some kind of amplification in the electron channel, as mentioned in the Introduction. We will discuss the needed amplification factor and some of the issues related to the amplification in Section XI.

Our assumption that the hadron-electron interaction results only in the energy perturbation of electrons in the modulator, and not their density, is justified if plasma effects in the electron beam can be ignored. Plasma oscillations convert energy perturbations in the beam into density modulations and vice versa in a quarter of the plasma wavelength λ_p , so these effects can be ignored if $\frac{1}{4}\lambda_p$ is much larger than the modulator and kicker lengths. To estimate $\frac{1}{4}\lambda_p$ in the electron beam we can use the following formula, (see, e.g., Ref. [7]),

$$\frac{1}{4}\lambda_{pl} \sim \gamma^{3/2} \Sigma \sqrt{\frac{I_A}{I_e}}. \quad (75)$$

Substituting parameters from Table I in this formula, we find that $\frac{1}{4}\lambda_p \lesssim L_m, L_k$ if the electron beam current is limited by $I_e \lesssim 30$ A.

We end this section with the calculations of the wake scaling factor w_0 pertinent to Fig. 4. For the eRHIC parameters, assuming the electron current $I_e = 30$ A, we find $\Sigma/\gamma = 2.4$ μ m and $w_0 = 1.1 \times 10^{19}$ V/C. This means that the maximum/minimum values of the potential are located at $z = \pm 2$ μ m from the origin, and the maximum/minimum cooling potential created by a single proton in the electron beam in the kicker is ± 1.75 V.

X. COMPUTER SIMULATION OF COHERENT COOLING

To test our analytical theory we carried out computer simulations of MBEC. In these simulations, electrons and hadrons are represented by macroparticles that interact with the force given by Eq. (45). Initially, N_e electron macroparticles are randomly distributed in the interval $0 < z < \Delta z$ with the energy $\eta_i^{(e)}$ of i -th electron randomly assigned from a Gaussian distribution with the rms width σ_e . Periodic boundary conditions are set at the boundaries of the interval $[0, \Delta z]$. A hadron particle, with an energy $\eta^{(h)}$ randomly selected from a Gaussian distribution with the rms width σ_h , is placed at a random location within the interval and the energy of each electron i is changed by $\Delta\eta_i^{(e)} = f_{z,i}L_m/\gamma m_e c^2$, where $f_{z,i}$ is the force exerting by the hadron on electron i . On the next step, corresponding to the passage through the chicanes, the hadron and each electron are shifted longitudinal by $R_h\eta^{(h)}$ and $R_e(\eta_i^{(e)} + \Delta\eta_i^{(e)})$, respectively. Finally, in the kicker, the hadron energy is changed from $\eta^{(h)}$ to $\eta^{(h)} + \Delta\eta^{(h)}$ with $\Delta\eta^{(h)} = \sum_{i=1}^{N_e} f_{z,i}L_k/\gamma m_h c^2$, where now $f_{z,i}$ denotes the force acting on the hadron from i th electron. This procedure is repeated M times and the cooling rate is estimated as an average over M runs of the difference $(\eta^{(h)} + \Delta\eta^{(h)})^2 - \sigma_h^2$.

By properly scaling all dimensional variables of the simulation problem, one can find that it involves five dimensionless parameters. The first one, $\nu = n_{0e}\Sigma/\gamma$, is equal to the number of electrons on the length Σ/γ and is proportional to the electron beam current. Two more parameters, A_1 and A_2 , characterize the interaction strength in the modulator and the kicker normalized by the electron and hadron energy spread, respectively,

$$A_1 = \frac{Zr_e L_m}{\gamma \Sigma^2 \sigma_e}, \quad A_2 = \frac{r_h L_k}{Z\gamma \Sigma^2 \sigma_h}. \quad (76)$$

Finally, the last two parameters are the dimensionless strengths of the chicanes, q_e and q_h , defined in Sections VI and VII. In the simulations we assumed $q_e = q_h = q$.

Calculating numerical values of ν , A_1 and A_2 for the eRHIC parameters from Table I and assuming the electron current $I_e = 30$ A, we find

$$\nu = 1.5 \times 10^6, \quad A_1 = 7.8 \times 10^{-6}, \quad A_2 = 7.4 \times 10^{-10}. \quad (77)$$

Simulations with these values are extremely difficult due to a required large number of macroparticles and small values of the interaction strengths, so we used larger values for A_1 and A_2 and a smaller value for ν :

$$\nu = 5 \times 10^2, \quad A_1 = 1 \times 10^{-2}, \quad A_2 = 9.4 \times 10^{-7}, \quad (78)$$

with the same ratio A_2/A_1 as in Eqs. (77). Because A_1 and A_2 are proportional to the square of the charge, the increased values of A_2 and A_1 can be interpreted as if macroparticles carry a charge larger than the elementary charge e . Our parameter choice (78) can be interpreted as if each macroparticle has a charge of approximately $36e$.

We used $N_e = 10^4$ electron macroparticles and the length of the “electron bunch” $\Delta z = 20\Sigma/\gamma$ in the simulations. The averaging was done over $M = 5 \times 10^6$ runs. The plot of the simulated cooling times as a function of the dimensionless chicane strength q is shown in Fig. 5 by blue squares. The solid curve is calculated using Eq. (63). One can see that

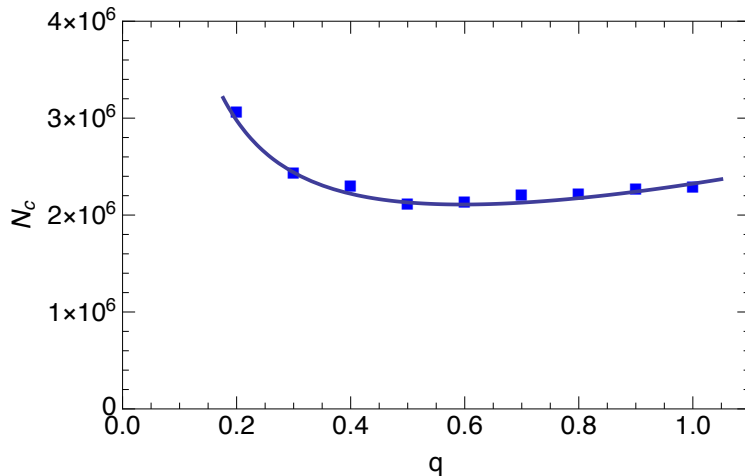


FIG. 5: Cooling time as a function of dimensionless chicane strength.

Eq. (63) is in good agreement with the simulations which we consider as a confirmation of the correctness on our analytical results.

XI. DISCUSSION

As was mentioned in Section IX, the cooling rate of the simple system shown in Fig. 1 is not sufficient for the eRHIC collider without some kind of amplification system added in the electron channel. A detailed study of the specific amplification method is beyond the scope of this paper, however, based on the results of Section IX we can rather easily estimate the required gain factor that would allow to lower the cooling time below the 2 hours limit required for eRHIC. For the MBEC amplification cascades [8] the gain factor

G is a broadband function of the frequency, and for a crude estimate, one can take it as a constant⁵. Then G appears as a multiplication factor in the expression for the impedance \mathcal{Z} , and the cooling rate increases by the same factor. Hence, to get the cooling time in the range of 1 hour one needs the gain factor $G \gtrsim 50$. Using the results of Ref. [7], the amplification factor in one cascade of MBEC (consisting of a drift in which density perturbations execute one quarter of plasma oscillations followed by a chicane) can be estimated as

$$G \sim \frac{1}{\sigma_e} \sqrt{\frac{I_e}{\gamma I_A}}. \quad (79)$$

From the parameters from Table I, assuming $I_e = 30$ A, we find $G \sim 24$, so we conclude that two amplification cascades should be enough to achieve the MBEC cooling time in eRHIC below one hour. A detailed theory of the MBEC cooling with amplification cascades will be published in a separate paper.

Amplification of the signal also amplifies the noise and increases the diffusion effects in the coherent cooling with the diffusion coefficient (31) scaling as G^2 . In the inequality (71), the left-hand side scales as G^2 , while the right-hand side is proportional to G . As was mentioned in Section IX, without the amplification the left-hand side is about four orders of magnitude smaller than the right-hand side. Hence, we conclude that for $G < 100$ the effect of the noise diffusion is still smaller than the cooling effect.

It is interesting to derive the maximum amplification factor, G_{\max} , for which the diffusion becomes of the same order as the cooling. This factor is given by the ratio of the right-hand side of Eq. (71) to the left-hand side,

$$G_{\max} \sim N_c \left(\frac{\Sigma I_h}{\gamma r_e I_A} \right)^{-1}. \quad (80)$$

For this maximum gain, the cooling rate becomes

$$G_{\max} N_c^{-1} \sim \frac{\gamma r_e I_A}{\Sigma I_h} \sim \frac{\gamma n_{0h}}{\Sigma}. \quad (81)$$

The last expression has a simple meaning—it is a number of protons in the amplification bandwidth Σ/γ —in agreement with the general principles of the stochastic cooling [18]. For the parameters from Table I, this bandwidth is estimated as $c\gamma/\Sigma \approx 2\pi \times 20$ THz, and is

⁵ In contrast to MBEC, the FEL amplification is intrinsically narrowband, and our analysis in this section is not applicable to it.

much larger than the typical bandwidth of several GigaHertz in a typical classical stochastic cooling setup.

XII. ACKNOWLEDGEMENTS

I would like to thank M. Blaskiewicz, F. Willeke and M. Zolotorev for numerous stimulating discussions of the subject of this paper. I am also grateful to E. Shneidmiller and M. Dohlus for clarifying the connection of MBEC with microbunching instability in FELs, and to P. Baxevanis for useful comments and help with computer simulations.

This work was supported by the Department of Energy, contract DE-AC03-76SF00515.

Appendix A: Derivation based on analysis of particle-to-particle interactions

The averaged energy loss (28) and the diffusion coefficient (31) can also be obtained from a straightforward consideration of particle interactions through the wakefield. The relative energy change $\Delta\eta_i$ of a particle i due to such interaction is

$$\Delta\eta_i = \frac{1}{E_0} \Delta E_j = \frac{e^2}{E_0} \left[w(0) + \sum_{l \neq i} w(z_i - z_l) \right], \quad (\text{A1})$$

where we have included the term $w(0)$ responsible for the interaction of the particle with itself. Calculating the averaged value $\langle \Delta\eta_i \rangle$ one has to take into account that the average value of the sum on the right-hand side of Eq. (A1) is equal to zero, because in an infinitely long uniform bunch the averaging can be replaced by the integration over z_i and the wake function has a zero average,

$$\int_{-\infty}^{\infty} dz w(z) = 0. \quad (\text{A2})$$

Hence $\langle \Delta\eta_i \rangle = e^2 w(0)/E_0$ which is equivalent to say that the average energy loss is given by Eq. (28).

The diffusion coefficient (31) can be expressed through the averaged square of the energy deviation in one step:

$$D = \frac{1}{2T} \langle (\Delta\eta - \langle \Delta\eta \rangle)^2 \rangle = \frac{1}{2T} [\langle (\Delta\eta)^2 \rangle - \langle \Delta\eta \rangle^2]. \quad (\text{A3})$$

For the averaged square we have

$$\begin{aligned}\langle \Delta\eta_j^2 \rangle &= \frac{e^4}{E_0^2} \left[w(0) + \sum_{l \neq j} w(z_j - z_l) \right] \left[w(0) + \sum_{m \neq j} w(z_j - z_m) \right] \\ &= \langle \Delta\eta \rangle^2 + \frac{e^4}{E_0^2} \sum_{l, m \neq j} w(z_j - z_l) w(z_j - z_m).\end{aligned}\tag{A4}$$

In the last term on the right-hand side we have both 2-particle (when $m = l$) and 3-particle (when $m \neq l$) interactions. The non-zero contribution comes from the 2-particle interactions only, which can be expressed through the impedance,

$$\begin{aligned}\langle (\Delta\eta)^2 \rangle - \langle \Delta\eta \rangle^2 &= \frac{e^4}{E_0^2} \sum_{m \neq j} w(z_j - z_m)^2 \rightarrow \frac{e^4}{E_0^2} n_0 \int_{-\infty}^{\infty} dz w(z)^2 \\ &= \frac{e^4}{E_0^2} \left(\frac{c}{2\pi} \right)^2 n_0 \int_{-\infty}^{\infty} ds \int_{-\infty}^{\infty} dk dk' \mathcal{Z}(k) \mathcal{Z}(k') e^{-i(k+k')s} \\ &= \frac{e^4 c^2}{2\pi E_0^2} n_0 \int_{-\infty}^{\infty} dk |\mathcal{Z}(k)|^2.\end{aligned}\tag{A5}$$

Substituting this term to Eq. (A5) gives the diffusion coefficient (31).

-
- [1] Ya. S. Derbenev, AIP Conf. Proc. **253**, 103 (1992).
 - [2] I. Meshkov, Nuclear Physics A **626**, 459 (1997), ISSN 0375-9474, proceedings of the Third International Conference on Nuclear Physics at Storage Rings, URL <http://www.sciencedirect.com/science/article/pii/S0375947497005708>.
 - [3] S. Nagaitsev, D. Broemmelsiek, A. Burov, K. Carlson, C. Gattuso, M. Hu, T. Kroc, L. Prost, S. Pruss, M. Sutherland, et al., Phys. Rev. Lett. **96**, 044801 (2006), URL <https://link.aps.org/doi/10.1103/PhysRevLett.96.044801>.
 - [4] G. Wang and M. Blaskiewicz, Phys. Rev. E **78**, 026413 (2008), URL <https://link.aps.org/doi/10.1103/PhysRevE.78.026413>.
 - [5] V. N. Litvinenko and Y. S. Derbenev, Phys. Rev. Lett. **102**, 114801 (2009).
 - [6] G. Stupakov and M. S. Zolotarev, Phys. Rev. Lett. **110**, 269503 (2013).
 - [7] E. A. Schneidmiller and M. V. Yurkov, Phys. Rev. ST Accel. Beams **13**, 110701 (2010), URL <http://link.aps.org/doi/10.1103/PhysRevSTAB.13.110701>.
 - [8] D. Ratner, Phys. Rev. Lett. **111**, 084802 (2013), URL <https://link.aps.org/doi/10.1103/PhysRevLett.111.084802>.

- [9] V. N. Litvinenko, G. Wang, D. Kayran, Y. Jing, J. Ma, and I. Pinayev, ArXiv e-prints (2018), 1802.08677.
- [10] A. Elizarov and V. Litvinenko, Phys. Rev. ST Accel. Beams **16**, 124001 (2013), URL <https://link.aps.org/doi/10.1103/PhysRevSTAB.16.124001>.
- [11] A. Elizarov and V. Litvinenko, Phys. Rev. ST Accel. Beams **18**, 044001 (2015), URL <https://link.aps.org/doi/10.1103/PhysRevSTAB.18.044001>.
- [12] G. Wang, M. Blaskiewicz, and V. N. Litvinenko, Phys. Rev. ST Accel. Beams **17**, 101004 (2014), URL <https://link.aps.org/doi/10.1103/PhysRevSTAB.17.101004>.
- [13] A. W. Chao, K. H. Mess, M. Tigner, and F. Zimmermann, eds., *Handbook of Accelerator Physics and Engineering* (WORLD SCIENTIFIC, 2013), pp. 202–205, 2nd ed., URL https://www.worldscientific.com/doi/abs/10.1142/9789814415859_0001.
- [14] E. M. Lifshitz and L. P. Pitaevskii, *Physical Kinetics*, vol. 10 of *Course of Theoretical Physics* (Pergamon, London, 1981), (Translated from Russian).
- [15] M. Dohlus, E. A. Schneidmiller, and M. V. Yurkov, Phys. Rev. ST Accel. Beams **14**, 090702 (2011), URL <https://link.aps.org/doi/10.1103/PhysRevSTAB.14.090702>.
- [16] G. Geloni, E. Saldin, E. Schneidmiller, and M. Yurkov, Nuclear Instruments and Methods in Physics Research **A 578**, 34 (2007).
- [17] C. Montag, G. Bassi, J. Beebe-Wang, J. Berg, M. Blaskiewicz, J. Brennan, A. Fedotov, W. Fischer, W. Guo, Y. Hao, et al., in *Proc. of International Particle Accelerator Conference (IPAC'17)* (JACoW, Geneva, Switzerland, 2017), International Particle Accelerator Conference, pp. 3035–3037, ISBN 978-3-95450-182-3, <https://doi.org/10.18429/JACoW-IPAC2017-WEPIK049>, URL <http://jacow.org/ipac2017/papers/wepik049.pdf>.
- [18] D. Möhl, *Stochastic Cooling of Particle Beams*, Lecture Notes in Physics (Springer Berlin Heidelberg, 2013), ISBN 9783642349799, URL <https://books.google.com/books?id=6CC5BQAAQBAJ>.