

Does the brain represent words?

An evaluation of brain decoding studies of language understanding

Jon Gauthier (jon@gauthiers.net) and Anna Ivanova¹ (annaiv@mit.edu)
 Department of Brain and Cognitive Sciences, Massachusetts Institute of Technology

Abstract

Language decoding studies have identified word representations which can be used to predict brain activity in response to novel words and sentences (Anderson et al., 2016; Pereira et al., 2018). The unspoken assumption of these studies is that, during processing, linguistic information is transformed into some shared semantic space, and those semantic representations are then used for a variety of linguistic and non-linguistic tasks. We claim that current studies vastly underdetermine the content of these representations, the algorithms which the brain deploys to produce and consume them, and the computational tasks which they are designed to solve. We illustrate this indeterminacy with an extension of the sentence-decoding experiment of Pereira et al. (2018), showing how standard evaluations fail to distinguish between language processing models which deploy different mechanisms and which are optimized to solve very different tasks. We conclude by suggesting changes to the brain decoding paradigm which can support stronger claims of neural representation.

Keywords: brain decoding; language; representation

Ever since the seminal word decoding paper by Mitchell et al. (2008) researchers have attempted to come up with a feature space that best captures semantic aspects of language processing in the brain. Many of those studies refer to a neural activity pattern evoked by a particular stimulus as a “semantic representation” of that stimulus. Their goal is to isolate a set of stimulus features which best capture brain activity. This paper will argue that the problem the field is trying to solve is ill-defined: such talk of representation is meaningless unless one also specifies the brain mechanisms utilizing those representations and the task they are designed to solve.

The original decoding study by Mitchell et al. (2008) demonstrated that a model derived from the co-occurrence patterns of 25 sensorimotor verbs performed above chance both when predicting fMRI responses to novel nouns and when selecting a noun matching a previously unseen fMRI image. Since then, others have proposed alternate word feature models, based either on behavioral ratings (e.g., Binder et al., 2016) or on distributional statistics (e.g., Devereux et al., 2010; Murphy et al., 2012). A direct comparison of some of those models revealed that their relative performance differs for encoding and decoding tasks and even varies from subject to subject (Abnar

et al., 2018). Both the experience-based and the distributional approaches have recently been extended to sentence-level decoding (Anderson et al., 2016; Pereira et al., 2018), and have begun to use more sophisticated models accounting for context and grammatical information (Jain & Huth, 2018; Anderson et al., 2018).

What is a “semantic representation?”

The main goal of a language decoding study is to derive a set of stimulus-specific linguistic features and estimate how it is associated with brain activity. If we find that brain activity patterns can predict these input features, we conclude that the brain activity contains a “representation” of the features. If those features reflect semantic properties of the stimulus, the brain activity pattern earns the label “semantic representation.” Such representational claims are dangerously weak: they wildly overgenerate, leading us to award the label of “representation” to brain activity evoked by any arbitrary aspect of the stimulus, so long as it has some vague relation to the stimulus “meaning”.

In what sense does the above claim overgenerate? Consider the decoding studies in the line of Pereira et al. (2018), which use fMRI data from subjects reading a sentence to predict embedding vectors of the words in that sentence. Embedding-based representations have been shown to capture many different aspects of words, from simple features like word frequency and logical relationships such as hypernymy (Fu et al., 2014) to arbitrarily complex features of both syntax and semantics (Mikolov et al., 2013). While Pereira et al. claim that their decoder in this task has learned to read out “linguistic meaning” from the brain, we could just as well claim that the decoder has captured “elements of syntax” or “hypernymy relations.”

People are obviously doing more than reasoning about syntax or hypernymy relations when reading a sentence. But such decoding results are consistent with *all* of these claims. In short, the decoding approach underdetermines the actual nature and function of neural computations.

Representations do not exist in a vacuum. They are *computed* by specific neural mechanisms, and are *consumed* by other systems for the purpose of producing behavior. Claims of “semantic representation” without an accompanying description of such mechanisms are dangerously underspecified. In light of these conceptual issues, philosophers concerned with neural representation have concluded that representational claims are incomplete without a description of the associated producing and consuming mechanisms (Papineau, 1992; Dretske, 1995).

We demonstrate this incompleteness by drawing on neural network models from natural language processing which produce intermediate representations of input sentences. These representations are importantly *not* produced in a vacuum:

¹Authors contributed equally.

Code available at github.com/hans/nn-decoding.

they are optimized to best help their corresponding model succeed in some downstream task. We select a wide range of models, ranging from machine translation to image-caption retrieval. We re-run the experiment of Pereira et al. (2018) by learning decoder models that map the subjects’ fMRI data recorded while listening to a sentence to a neural net representation of that sentence. Representations from all but one of the neural nets perform above chance in our decoding trials, suggesting that brain activity captures some representational elements within *each* of these task-specific models.

Of course, we do not take this result to imply that subjects are jointly solving machine translation and image-caption retrieval tasks while reading sentences. We instead take it to imply that the current decoding evaluation method is too weak: it underdetermines both the task being solved by the subject and the neural mechanisms deployed to solve that task. We conclude by proposing a move away from target models based on simple feature-response correlations toward target models which make explicit commitments to the operant task and neural mechanisms designed to solve that task.

Experiment

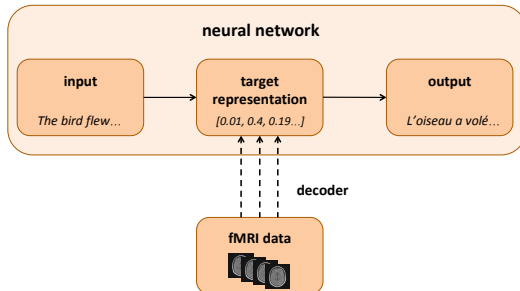


Figure 1: We train decoder models to predict intermediate representations of neural network models for natural language processing tasks. A model performing machine translation is shown here.

We perform a decoding experiment, mapping from the brain activations of subjects to the intermediate representations of various neural network models for natural language processing. We use brain imaging data from Pereira et al. (2018, experiment 2), who presented subjects with 384 sentences, each involving one of 180 different common words. Each subject was instructed to carefully read each sentence, presented one at a time. The subjects’ brain activity in response to each sentence was saved to be used as inputs for decoding trials.²

Sentence representations Table 1 summarizes the neural network models used to produce target representations in our experiments. We select a large class of models which share a single architectural feature: each model takes a sentence as input, computes a high-dimensional vector representing that

²For more information on imaging methods and data preprocessing, please see Pereira et al. (2018).

Name	Task	Architecture
1 GloVe	Distributional modeling	GloVe (Pennington et al., 2014)
2 skipthought	Language modeling	LSTM (Kiros et al., 2015)
3 InferSent	Natural language inference	LSTM (Conneau et al., 2017)
4 DisSent	Discourse understanding	BiLSTM (Nie et al., 2017)
5 ConvS2S	Machine translation	CNN+attention (Gehring et al., 2017)
6 order	Image caption retrieval	LSTM (Vendrov et al., 2015)
7 IMDB	Sentiment	LSTM (vanilla)

Table 1: Models used to compute target sentence representations in our experiments.

sentence, and uses this representation to make task-specific decisions. Each model is trained to produce representations which help it optimally perform these task-specific decisions. It is important to note that these models are optimized for vastly different tasks: the machine translation model, for example, creates a representation of an English input sentence in order to output its French translation; the image caption retrieval model computes a representation of a sentence in order to match the sentence to the most relevant images in a test set.

Decoding Let $r(x_i, s_j)$ be the fMRI activity recorded after a subject s_j observes a sentence x_i , and $r(x_i, m_k)$ be the sentence representation output by model m_k given sentence x_i as input. For each subject s_j and model m_k , we learn a ridge regression which predicts the model’s sentence representation $r(x_i, m_k)$ given the subject’s fMRI response $r(x_i, s_j)$. The training loss for a decoder θ_{jk} mapping from brain images of subject s_j to representations of model m_k is as follows:

$$J(s_j, m_k) = \frac{1}{|x|} \sum_{x_i} (||r(x_i, s_j)^T \theta_{jk} - r(x_i, m_k)||_2^2) + \alpha ||\theta_{jk}||_2^2 \quad (1)$$

where α is a regularization hyperparameter. For each subject-model pairing, we train decoder weights θ_{jk} on the 384 sentences used by Pereira et al. and the associated brain images.

Evaluation method We evaluate the learned decoders using the *mean average rank* metric from Pereira et al. Given an input brain image $r(x_i, s_j)$ of a subject s_j observing sentence x_i , we use the decoder parameters θ_{jk} to predict a model representation $\hat{r}(x_i, m_k)$. We next calculate the cosine distance between this predicted representation and the known representations of the 384 sentences. The rank score of a prediction is the position of the encoding of the actual sentence x_i in the ranked list.³ To assign each decoder a single score, we calculate the average rank score of the decoder’s predictions for all possible sentences. We take the mean of these average rank scores across subjects, yielding a single mean average rank score associated with the model representations:

$$MAR(m_k) = \frac{1}{|s|} \sum_{s_j} \frac{1}{|x|} \sum_{x_i} rank(\hat{r}(x_i, m_k), r(x_i, m_k)) \quad (2)$$

³A perfect model would yield a rank score of 0 on every input; a model making random predictions would yield a rank score of $\frac{1}{2}|x| = 192$ in our experiments.

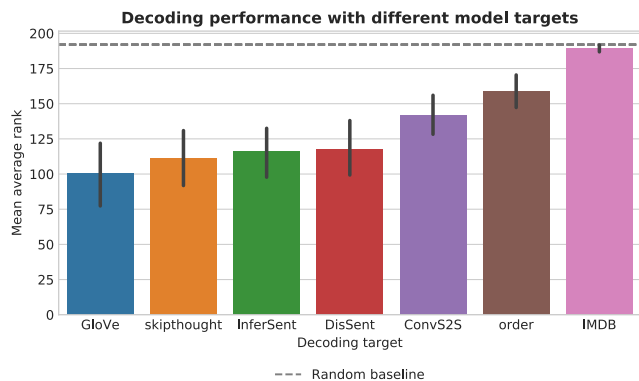


Figure 2: Reverse inference decoding underdetermines the task being solved. Mean average rank (MAR) metrics calculated on decoders trained to map between subjects’ brain activity and target representations of models, each optimized to solve a different task. (Error bars denote bootstrap 95% CI.)

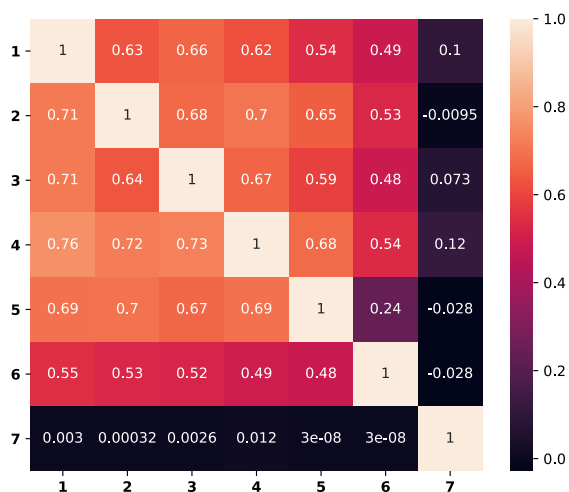


Figure 3: Heatmap describing different model representations used in our evaluation. Each cell describes the r^2 regression metric for mapping the representations of the row’s model to representations of the column’s model. (Numbers refer to rows of Table 1, and are ordered as in Figure 2.)

Results We compare the performance in our seven decoder trials, each of which attempts to map subject brain activity to the representations of one of seven target model representations. The results are shown in Figure 2. All decoders perform better than chance, except the decoder predicting activations of the sentiment analysis model. The four highest-performing models (achieving at best a MAR metric of ~ 100) do not differ significantly in performance.⁴ Note that the most successful models in these trials were originally optimized to solve a variety of

⁴Not significant under a bootstrap comparison of 95% confidence intervals of mean MAR.

different tasks, from predicting the next word in a sentence to reasoning about the logical entailment relationships between sentences.

Are the highest-performing models performing well in our evaluation because they replicate *overlapping* aspects of the subjects’ brain activity, or because they incorporate *complementary* features of brain activity? To answer this question, we analyze the similarity between each pair of model representations. For each model m_i , we learn a regression model mapping its representations to the representations of every other model $m_j \neq m_i$ for each of the 384 sentences in our experiment. Figure 3 reports the r^2 metric of each pairwise regression evaluation (where row i and column j specify the r^2 metric resulting from mapping representations of model i to those of model j). We can see that the observed pattern mostly agrees with results from Figure 2: representations that can be predicted by the baseline model representations can also be decoded more easily. The four models which yield the highest decoding performance in Figure 2 are also relatively highly correlated between one another (Figure 3), suggesting that these models’ representations share some underlying state also present in the subjects’ brain images. Nevertheless, the present framework makes it hard to isolate the aspects of sentence representations that drive the decoders’ performance.

Discussion

We find that state-of-the-art evaluation techniques used in decoding studies fail to distinguish between sentence representations drawn from models optimized for very different tasks. Decoders trained on representations from 5 out of 6 neural network models that we tested performed above chance, with three matching the performance of the baseline decoder trained used in the original study of Pereira et al. (2018).

The four best performing networks (originally trained to predict distributional information, entailment relations, or discourse structure) were all designed with the explicit purpose of producing task-transferable sentence representations, while the three networks which fare worse were originally trained in more narrowly defined tasks (machine translation, image captioning, and sentiment analysis). Our results suggest that the NLP community’s quest for a universal sentence representation may actually be on the right track: these model representations appear to capture aspects of human sentence processing relatively well.⁵ However, all that the neuroimaging community gains from such analyses is the knowledge that neural activity reflects a mechanism which is solving *something* in the intersection of these diverse tasks.

If we want to better understand the way linguistic processing is realized in brain activity, we should adopt target models that are explicit about both the *task* which they are optimizing and the downstream *mechanisms* which operate on their representations. Some features might be used by multiple mechanisms (most of the neural network representations in our analysis

⁵Wang et al. (2018) evaluate how these representations transfer to different applied language tasks.

are partially predictive of each other, despite being suited for different tasks), while others might be exclusive to one or two. Below, we outline some approaches which we believe could support more interpretable language decoding studies.

Commit to a specific mechanism and task. In addition to claiming that brain activity can predict certain stimulus features, we should explicitly link those features with generating or consuming mechanisms. Kay et al. (2008) presented an encoding model that illustrates this approach. The model made an explicit mechanistic commitment, using Gabor wavelet functions to compute features of the image inputs. This design decision was based on prior knowledge that early visual cortices use Gabor-like filters to extract low-level image properties. Their success does more than indicate that visual cortex “represents images”: it provides evidence for a specific mechanistic claim about how those representations are produced.

Subdivide the input feature space. Since language processing is complex, it is highly unlikely that brain activity evoked by a linguistic stimulus resides within some universal semantic space. Instead, the neural signal reflects the joint activity of multiple networks that process linguistic input using a wide variety of algorithms, each operating on its own representation of the input. One way to reflect this heterogeneity is by specifying several sets of input features, each of which captures a representation optimized for a particular task. Wehbe et al. (2014), for example, labeled every word with a set of visual, syntactic, semantic, and discourse features. Evaluating the complete model, as well as models that included only one set of features, allowed them to determine whether brain activity patterns reflecting those feature sets overlap, as well as which regions work with which representations.

Explicitly measure explained variance. Naselaris et al. (2011) show that decoding models cannot identify the full set of features that drive a response in a particular brain region. Encoding models, however, can be explicitly measured in their ability to explain the activity in a particular brain region (see, e.g., Wehbe et al., 2014; Anderson et al., 2018). Future work on language representation should evaluate the extent to which each model component can explain the overall fMRI response.

We have demonstrated that current decoding evaluation methods provide only indeterminate answers to the most important questions regarding neural representation: what mechanisms are responsible for producing and consuming such representations, and what task are the systems which consume these representations attempting to solve? Devising mechanistic models, breaking down the notion of semantic representation into sub-components, and explicitly testing mechanistic models against brain activity all appear to be a fruitful venues for future research in this domain.

Acknowledgements We thank Allen Nie and members of the MIT BCS Philosophy Circle for their comments and ideas.

References

- Abnar, S., Ahmed, R., Mijneer, M., & Zuidema, W. (2018). Experiential, distributional and dependency-based word embeddings have complementary roles in decoding brain activity. In *CMCL 2018*.
- Anderson, A. J., Binder, J. R., Fernandino, L., Humphries, C. J., Conant, L. L., Aguilar, M., ... Raizada, R. D. (2016). Predicting neural activity patterns associated with sentences using a neurobiologically motivated model of semantic representation. *Cerebral Cortex*, 27(9), 4379–4395.
- Anderson, A. J., Lalor, E. C., Lin, F., Binder, J. R., Fernandino, L., Humphries, C. J., ... Wang, X. (2018). Multiple regions of a cortical network commonly encode the meaning of words in multiple grammatical positions of read sentences. *Cerebral Cortex*.
- Binder, J. R., Conant, L. L., Humphries, C. J., Fernandino, L., Simons, S. B., Aguilar, M., & Desai, R. H. (2016). Toward a brain-based componential semantic representation. *Cognitive neuropsychology*, 33(3-4), 130–174.
- Conneau, A., Kiela, D., Schwenk, H., Barrault, L., & Bordes, A. (2017). Supervised learning of universal sentence representations from natural language inference data. *arXiv preprint arXiv:1705.02364*.
- Devereux, B., Kelly, C., & Korhonen, A. (2010). Using fMRI activation to conceptual stimuli to evaluate methods for extracting conceptual representations from corpora. In *Proc. NAACL 2010 1st Workshop on Computational Neurolinguistics* (pp. 70–78).
- Dretske, F. (1995). *Naturalizing the mind*. MIT Press.
- Fu, R., Guo, J., Qin, B., Che, W., Wang, H., & Liu, T. (2014). Learning semantic hierarchies via word embeddings. In *ACL*.
- Gehring, J., Auli, M., Grangier, D., Yarats, D., & Dauphin, Y. N. (2017). Convolutional Sequence to Sequence Learning. *ArXiv e-prints*.
- Jain, S., & Huth, A. (2018). Incorporating context into language encoding models for fMRI. *bioRxiv*, 327601.
- Kay, K. N., Naselaris, T., Prenger, R. J., & Gallant, J. L. (2008). Identifying natural images from human brain activity. *Nature*, 452(7185), 352.
- Kiros, R., Zhu, Y., Salakhutdinov, R. R., Zemel, R., Urtasun, R., Torralba, A., & Fidler, S. (2015). Skip-thought vectors. In *Advances in neural information processing systems* (pp. 3294–3302).
- Mikolov, T., Yih, W.-t., & Zweig, G. (2013). Linguistic regularities in continuous space word representations. In *NAACL HLT*.
- Mitchell, T. M., Shinkareva, S. V., Carlson, A., Chang, K.-M., Malave, V. L., Mason, R. A., & Just, M. A. (2008). Predicting human brain activity associated with the meanings of nouns. *Science*, 320(5880), 1191–1195.
- Murphy, B., Talukdar, P., & Mitchell, T. (2012). Selecting corpus-semantic models for neurolinguistic decoding. In **SEM*.
- Naselaris, T., Kay, K. N., Nishimoto, S., & Gallant, J. L. (2011). Encoding and decoding in fMRI. *Neuroimage*, 56(2), 400–410.
- Nie, A., Bennett, E. D., & Goodman, N. D. (2017). Dissent: Sentence representation learning from explicit discourse relations. *arXiv preprint arXiv:1710.04334*.
- Papineau, D. (1992). *Reality and representation*. B. Blackwell.
- Pennington, J., Socher, R., & Manning, C. (2014). Glove: Global vectors for word representation. In *EMNLP*.
- Pereira, F., Lou, B., Pritchett, B., Ritter, S., Gershman, S. J., Kanwisher, N., ... Fedorenko, E. (2018). Toward a universal decoder of linguistic meaning from brain activation. *Nature communications*, 9(1), 963.
- Vendrov, I., Kiros, R., Fidler, S., & Urtasun, R. (2015). Order-embeddings of images and language. *arXiv preprint arXiv:1511.06361*.
- Wang, A., Singh, A., Michael, J., Hill, F., Levy, O., & Bowman, S. R. (2018). Glue: A multi-task benchmark and analysis platform for natural language understanding. *arXiv preprint arXiv:1804.07461*.
- Wehbe, L., Murphy, B., Talukdar, P., Fyshe, A., Ramdas, A., & Mitchell, T. (2014). Simultaneously uncovering the patterns of brain regions involved in different story reading subprocesses. *PLOS One*, 9(11).