

Hierarchical Beamforming: Resource Allocation, Fairness and Flow Level Performance

Julien Floquet (\dagger, \times), Richard Combes (\dagger) and Zwi Altman (\times)

March 15, 2022

Abstract

We consider hierarchical beamforming in wireless networks. For a given population of flows, we propose computationally efficient algorithms for fair rate allocation including proportional fairness and max-min fairness. We next propose closed-form formulas for flow level performance, for both elastic (with either proportional fairness and max-min fairness) and streaming traffic. We further assess the performance of hierarchical beamforming using numerical experiments. Since the proposed solutions have low complexity compared to conventional beamforming, our work suggests that hierarchical beamforming is a promising candidate for the implementation of beamforming in future cellular networks.

1 Introduction

Massive Multiple Input Multiple Output (MIMO) technology is considered as one of the main pillars of 5G Radio Access Networks (RAN), providing means to considerably increase spectral and energy efficiency [12]. In the coming years, large scale antenna systems having hundreds of radiating elements are expected to be deployed.

Large scale antenna systems with highly focused beams raise the problem of control channels that, unless being precoded (beamformed), will not match coverage of data channels. In Release 10 of 3rd Generation Partnership Project (3GPP), the concept of precoded Channel State Information Reference Signal (CSI-RS) has been introduced [3]. Release 13 has introduced the Full Dimension (FD)-MIMO with 3D beamforming supported by 2D antenna arrays, with typically dual-polarized 8×8 antenna arrays [7]. With the introduction of massive MIMO in 5G networks, the concept of beam switching or beam sweeping has been proposed. The beams from a given grid of beams are transmitted (in the downlink) or received (in the uplink) in a time interval and in a predetermined way. Beam sweeping can be used in both Time Division Duplex (TDD)

\dagger : Centrale-Supelec and L2S, Gif-sur-Yvette, France

\times : Orange Labs, Paris, France

and Frequency Division Duplex (FDD) for control channels. Data is transmitted using the best beam reported by the mobile user in FDD. It is noted that grid of beams can be useful in TDD when poor channel or Signal to Interference plus Noise Ratio (SINR) condition occurs.

Recently, the concept of hierarchical or multilevel codebook of beams (or codebook based beamforming) has been proposed. The term multi-resolution has been used as well and refers to the same concept. One of the motivations behind the idea of hierarchical codebooks is to reduce the signaling overhead of common channels while maximizing the beamforming gain.

Several contributions on hierarchical beamforming are briefly described presently. The first example is a millimeter wave backhaul serving urban pico-cells [6]. In this work, a hierarchical codebook of beams is used to efficiently align a pair of receive - transmit beams. Hierarchical beamforming has also been studied for the RAN. In [2] the authors develop a hierarchical codebook for the training beamforming vectors for millimeter wave cellular systems. The sparse nature of the microwave channel is exploited in order to develop a hybrid analog/digital low complexity precoding algorithm. [15] introduces a generalized detection probability metric for comparing the efficiency of codebooks. An optimization procedure that optimizes this metric by flattening the beam patterns is proposed. The hierarchical codebook of beams can be designed to fit coverage needs of a cell allowing to further reduce the number of beams in the codebook, as described in [14]. Furthermore it is shown that the geometry and propagation parameters of the cell should be taken into account when designing the structure of the codebook. For example, in typical dense urban cells, a 3D hierarchical codebook can be used while in sub-urban environment, a 2D horizontal hierarchical codebook of beams is more appropriate. More references on hierarchical beamforming can be found in [11] which also describes how to design the hierarchical codebook using the Discrete Fourier Transform (DFT) matrix.

Scheduling algorithms and flow-level performance of massive MIMO taking into account both the physical layer and the dynamic nature of the traffic is a challenging and important problem that has received close to no attention in the literature [9]. Furthermore, the design of efficient Multi-User (MU)-MIMO scheduling algorithms for massive MIMO systems having a hierarchical structure is relatively untouched. In this article we first derive an efficient scheduling algorithm to compute the α -fair allocation, in time $\mathcal{O}(|V| + K)$ where $|V|$ is the number of beams and K the number of flows. This ensures that fair rate sharing is relatively easy to implement for hierarchical beamforming, while this is not the case for all MIMO systems. We then consider flow-level dynamics where flows arrive and depart dynamically. For elastic traffic with Proportional Fair allocation, we derive the expected flow throughput in closed form, and prove that the system performance is insensitive (i.e. it depends only on the expected flow size and the arrival rate). For streaming traffic, we show that there exists algorithms to compute the blocking probability in almost linear time $\mathcal{O}(|V| \ln |V|)$ so that the system is tractable. We conclude with some illustrative numerical experiments.

The remainder of this article is organized as follows. In Section 2 we describe

the general system model. In Section 3 we provide an efficient algorithm to compute the α -fair allocation for a fixed population of flows. In Section 4 we consider hierarchical beamforming with flow-level dynamics and elastic traffic. In Sections 5 and 6, we derive the flow-level performance of the PF and MT allocation (respectively) for elastic traffic. In Section 7 we turn to streaming traffic and give an efficient algorithm to compute the blocking rates in almost linear time. Finally we provide some numerical experiments in Section 8 and Section 9 concludes the paper.

2 The model

2.1 Hierarchical codebook

We consider a cell which is a region in the plane $\mathcal{G} \subset \mathbb{R}^2$. We consider a set V of fixed beams which can be used for transmitting data to flows. To each beam $v \in V = \{1, \dots, |V|\}$ we associate $\mathcal{G}_v \subset \mathcal{G}$ which is the region covered by beam v , namely one can send data to a flow located in \mathcal{G}_v using beam v . We assume that there exists a directed graph $G = (V, E)$ where the set of vertices V is the set of beams. Graph G is assumed to be a directed tree. For ease of presentation, we assume that the nodes V are sorted by increasing depth, so that 1 is the root of G , and $(v, v') \in E$ implies that $v < v'$. We call the set of beams, the covered regions and the corresponding graph a codebook. For beam $v \in V$ and $x \in \mathcal{G}$, we denote by $g_v(x)$ the signal power received by a flow located at x using beam v . It is noted that in practice, if $x \notin \mathcal{G}_v$, the value of $g_v(x)$ is negligible, but the received signal power is not strictly zero.

Definition 1. *A codebook is hierarchical if it verifies the following three properties:*

- (i) *If $(v, v') \in E$ then $\mathcal{G}_{v'} \subset \mathcal{G}_v$*
- (ii) *If $(v, v') \in E$ and $(v, v'') \in E$ then $\mathcal{G}_{v'} \cap \mathcal{G}_{v''} = \emptyset$.*
- (iii) *If $(v, v') \in E$ and $x \in \mathcal{G}_{v'}$, then $g_{v'}(x) \geq g_v(x)$.*

An example of a hierarchical codebook with $|V| = 10$ beams is presented in Figure 1. Both the covered regions and the graph G are depicted. As seen from the three above properties and the figure, the regions covered by beams form a hierarchical partition of space. Namely, the children of a beam v cover regions covered by v (property (i)), and the regions covered by distinct children do not overlap (property (ii)). Furthermore if one goes down in the tree, beams become more focused since they cover smaller regions, and the received signal power increases (property (iii)). We also see that hierarchical codebooks are an improvement over a grid-of-beams approach (where one only uses beams of maximal depth): the beams with the highest depth are small, very focused and do not interfere with each other (i.e. the interference is negligible), however any location not covered by those beams is covered by beams of lower depth.

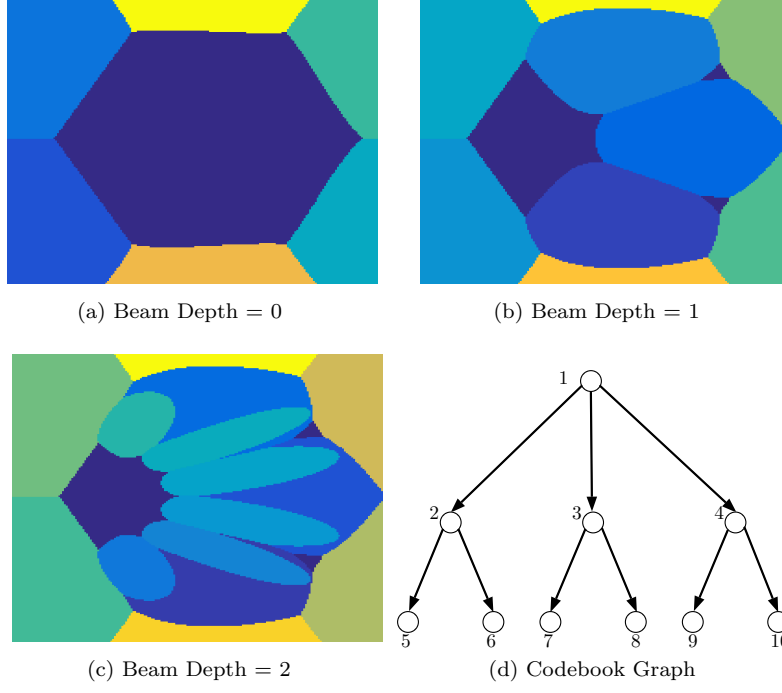


Figure 1: Hierarchical codebook example

Beams of high depth allow for large data rates and beams of low depth ensure coverage to all flows in the cell. Therefore, while the grid-of-beams approach inevitably creates coverage degradation in between beams, hierarchical codebooks are immune to this problem.

2.2 Notations used

We say that two beams v and v' do not interfere if and only if the regions they cover do not overlap, that is $\mathcal{G}_v \cap \mathcal{G}_{v'} = \emptyset$. We use the following notations:

- $\mathcal{A}(v)$ the set of ancestors of v , and $\bar{\mathcal{A}}(v) = \mathcal{A}(v) \cup \{v\}$.
- $\mathcal{D}(v)$ the set of descendants of v , and $\bar{\mathcal{D}}(v) = \mathcal{D}(v) \cup \{v\}$.
- $d(v)$ the degree of $v \in V$ i.e. the number of its children
- $d(G) = \max_{v \in V} d(v)$ the maximal degree of the graph G .
- $h(G)$ the height of G which is the largest distance between the root and any vertex $v \in V$.

The definition of the main graph-theoretic notions for trees are recalled in the appendix. We recall a standard fact about trees, which is that the number of edges equals the number of nodes minus one, $|E| = |V| - 1$. Unless stated otherwise, we denote vectors by bold letters (e.g. \mathbf{x}), scalars by non-bold letters (e.g. x), and x_k denotes the k -th component of \mathbf{x} . Deterministic quantities are denoted by lower-case letters (e.g. x) and random quantities are denoted by upper case letters (e.g. X). For instance \mathbf{X} is a random vector, and X_k is the k -th component of \mathbf{X} . Finally sets are denoted by upper case calligraphic letters (e.g. \mathcal{X}). For k an integer, we denote by $[k]$ the set $\{1, \dots, k\}$. We denote by \ln the natural logarithm.

3 Algorithms for fair rate allocation

In this section we consider a fixed set \mathcal{K} of flows, where $x(k) \in \mathcal{G}$, denotes the location of flow $k \in \mathcal{K}$. We study fair rate allocation strategies. We first determine how flows should be associated to beams, and which sets of beams may be activated simultaneously. We then formulate fair rate allocation as a convex optimization problem and provide a problem-specific efficient algorithm to solve this problem.

3.1 Flow association

We assume that each flow $k \in \mathcal{K}$ is associated to a beam $v_k \in V$ which maximizes the signal strength, so that

$$v_k \in \arg \max_{v \in V} g_v(x(k)).$$

Since the codebook is hierarchical, by property (iii), one should associate k to the beam of largest depth which covers location $x(k)$. It is also noted that, from the hierarchy of the codebook, beam allocation to a flow given its location can be performed using a simple and efficient algorithm (Algorithm 1) described below. This algorithm runs in at most $\mathcal{O}(d(G)h(G))$ iterations. For instance,

Algorithm 1: Beam association algorithm

Data: Tree G sorted by decreasing height, point x , regions \mathcal{G}_v for $v \in V$

$v \leftarrow 1$;

while $\exists v' : (v, v') \in E, x \in \mathcal{G}_{v'}$ **do**

$v \leftarrow v'$;

Result: Flow at x associated to beam v

if G is a regular tree its height is $h(G) = \mathcal{O}(\ln |V|)$, so that the running time is $\mathcal{O}(d(G) \ln |V|)$. This is an advantage of hierarchical codebooks over the grid-of-beams approach, where flow association usually requires scanning through all the beams, which requires $\mathcal{O}(|V|)$ time. Hence hierarchy allows a considerable

improvement from linear to logarithmic complexity. This is critical for real-world implementation of large codebooks, especially since flow association must be updated periodically due to arrival, departure and mobility of flows.

When flow k is served by beam v_k , it may receive data at data rate:

$$r_k = W \log_2 \left(1 + \frac{g_{v_k}(x_k)}{N_0^2} \right),$$

where W is the bandwidth and N_0^2 is the thermal noise power. We denote by $\mathcal{K}(v) = \{k \in \mathcal{K} : v_k = v\}$ the set of flows associated with beam v , and $n_v = |\mathcal{K}(v)|$ the number of flows associated with beam v .

While we do not take into account several cells in this model, we assume that, in a more realistic setting, if all neighboring cells use hierarchical beamforming as well, the resulting inter-cell interference should be negligible since when beamforming with narrow beams is used, two flows would see interference only if they are both physically close to each other and receive data at the same time. Indeed this situation should only happen infrequently.

3.2 Beam activation strategies

We now consider that the association of beams to flows v_k , $k \in \mathcal{K}$ is fixed, in other words the flows are static. We determine which sets of beams can be activated simultaneously. To avoid interference, two beams v and v' may be activated at the same time if and only if they do not interfere. By definition of the codebook this is true if and only if v is not a descendant or an ancestor of v' . We say that a subset of V is an admissible activation strategy if all beams in this subset may be activated simultaneously without interfering with each other. We identify subsets of V with vectors of $\{0, 1\}^{|V|}$. Denote by $\mathbf{z} \in \{0, 1\}^{|V|}$ a subset of beams where $z_v = 1$ if v is activated and $z_v = 0$ otherwise. The set of admissible activation strategies is therefore:

$$\mathcal{Z} = \left\{ \mathbf{z} \in \{0, 1\}^{|V|} : z_v z_{v'} = 0, \forall v' \in \mathcal{A}(v), v \in V \right\}.$$

Figure 2 depicts the possible activation strategies when G is a binary tree of height 2. We denote the activated (resp. non-activated) beams by colored (resp. empty) vertices. It is noted that we solely depict the maximal activation strategies (i.e. for which activating a new beam would render the strategy non admissible). Furthermore, we assume that one can perform time-sharing between the possible activation strategies, since in practice time is slotted and for each time slot one chooses an admissible set of beams to activate. Hence the vector of admissible proportions of time each beam is activated $\boldsymbol{\gamma}$ must verify:

$$\boldsymbol{\gamma} = (\gamma_v)_{v \in V} \in \mathbf{conv}(\mathcal{Z}).$$

where \mathbf{conv} denotes the convex hull, and $\gamma_v \in [0, 1]$ is the proportion of time beam v is activated.

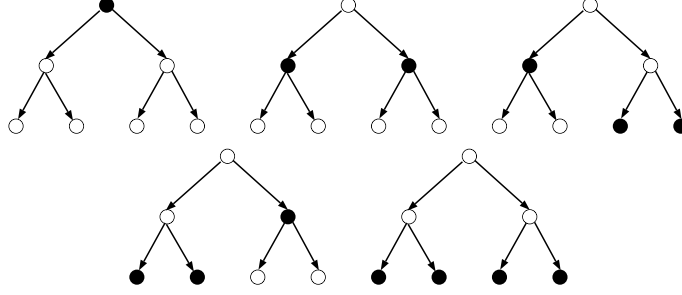


Figure 2: Set of admissible activations for a binary tree of height 2.

3.3 Flow activation strategies

When beam $v \in V$ is activated, at most one flow may be served by this beam at a time, and time sharing between flows associated to a given beam applies as well. Denote by $\delta_k \in [0, 1]$ the proportion of time flow k is served by beam v_k divided by the proportion of time v_k is activated. The admissible set for $\delta = (\delta_v)_{v \in V}$ is hence:

$$\Delta = \left\{ \delta \in [0, 1]^{\mathcal{K}} : \sum_{k \in \mathcal{K}(v)} \delta_k = 1, v \in V \right\}.$$

3.4 Fair rate allocations

We now determine fair rate allocation strategies, which involves finding the optimal values of γ and δ to maximize a utility function of the flows data rates. From the above, given γ and δ , the effective data rate of flow $k \in \mathcal{K}$ is given by $r_k \gamma_{v_k} \delta_k$. We are interested in the family α -fair allocations (see [10]), which leads to the following optimization problem:

$$\begin{aligned} & \underset{\delta, \gamma}{\text{Maximize}} \quad \sum_{v \in V} \sum_{k \in \mathcal{K}(v)} f_{\alpha}(r_k \gamma_v \delta_k) \\ & \text{subject to } \gamma \in \mathbf{conv}(\mathcal{Z}) \text{ and } \delta \in \Delta. \end{aligned}$$

where

$$f_{\alpha}(r) = \begin{cases} \frac{r^{1-\alpha}}{1-\alpha} & \text{if } \alpha \neq 1 \\ \ln(r) & \text{otherwise.} \end{cases}$$

It is noted that this formulation includes Proportional Fairness (PF) ($\alpha = 1$), Maximum Throughput (MT) ($\alpha = 0$) and Max-Min Fairness (MMF) ($\alpha \rightarrow \infty$) as particular cases. Since this optimization problem is convex, one may find the optimal solution using an iterative method such as gradient descent or Newton's method, but we will show that, for any value of α , an optimal solution may be computed by an efficient, problem specific, algorithm.

3.5 Explicit expression for the convex hull

Before deriving the optimal rate allocation, we state Proposition 1, an auxiliary result which allows to express the convex hull $\mathbf{conv}(\mathcal{Z})$ in closed form. The proof, which is relatively straightforward is omitted. The interpretation of Proposition 1 is that γ_v can be written as the product $\kappa_v \prod_{v' \in \mathcal{A}(v)} (1 - \kappa_{v'})$, where κ_v is the proportion of time v is activated divided by the proportion of time none of its ancestors are activated. We recall that v may be activated only if all of its ancestors are not activated.

Proposition 1. *We have that:*

$$\begin{aligned} \mathbf{conv}(\mathcal{Z}) &= \left\{ \gamma : \gamma_v = \kappa_v \prod_{v' \in \mathcal{A}(v)} (1 - \kappa_{v'}), \kappa \in [0, 1]^{|V|} \right\} \\ &= \left\{ \gamma \in [0, 1]^{|V|} : \sum_{v' \in \mathcal{A}(v)} \gamma_{v'} \leq 1, v \in V \right\}. \end{aligned}$$

3.6 Efficient algorithms for fair rate allocation

We now derive the optimal rate allocation in closed form, and provide an efficient algorithm to compute it in practice.

Theorem 1. *Define the vectors ϕ, θ and κ^* as follows. Vector ϕ is given by:*

$$\phi_v = \begin{cases} \left(\sum_{k \in \mathcal{K}(v)} r_k^{\frac{1}{\alpha}-1} \right)^\alpha & \text{if } \alpha \neq 1 \\ |\mathcal{K}(v)| & \text{otherwise.} \end{cases}$$

Next define θ and κ through the following recursion. Let

$$\begin{aligned} \theta_v &= \begin{cases} \frac{\phi_v}{1-\alpha} & \text{if } v \text{ is a leaf} \\ (\kappa_v^*)^{1-\alpha} \frac{\phi_v}{1-\alpha} + (1 - \kappa_v^*)^{1-\alpha} \sum_{v': (v, v') \in E} \theta_{v'} & \text{otherwise.} \end{cases} \\ \kappa_v^* &= \left[1 + \left(\frac{1-\alpha}{\phi_v} \sum_{v': (v, v') \in E} \theta_{v'} \right)^{\frac{1}{\alpha}} \right]^{-1}. \end{aligned}$$

Then (δ^, γ^*) the unique α -fair allocation is given by:*

$$\begin{aligned} \delta_k^* &= \begin{cases} \frac{r_k^{\frac{1}{\alpha}-1}}{\sum_{k' \in \mathcal{K}(v_k)} r_{k'}^{\frac{1}{\alpha}-1}}, & \text{if } \alpha \neq 1 \\ \frac{1}{|\mathcal{K}(v_k)|}, & \text{otherwise.} \end{cases} \\ \gamma_v^* &= \kappa_v^* \prod_{v' \in \mathcal{A}(v)} (1 - \kappa_{v'}^*). \end{aligned}$$

The proof of Theorem 1 is presented in Appendix. From Theorem 1 we deduce Algorithm 2, an efficient dynamic programming algorithm to calculate the α -fair allocation given the flow rates r_k , $k \in \mathcal{K}$ and the allocations v_k , $k \in \mathcal{K}$. This algorithm runs in linear time $\mathcal{O}(|V| + |\mathcal{K}|)$ and is hence efficient, since its input has size $\mathcal{O}(|V| + |\mathcal{K}|)$.

Algorithm 2: α -fair allocation

Data: Tree G sorted by decreasing height, flow rates r_k , $k \in \mathcal{K}$, flow association v_k , $k \in \mathcal{K}$, parameter α

/* Compute the aggregated data rates */

for $v \in V$ **do**

$\phi_v \leftarrow 0$;

for $k \in \mathcal{K}$ **do**

$\phi_{v_k} \leftarrow (\phi_{v_k}^{\frac{1}{\alpha}} + r_k^{\frac{1}{\alpha}-1})^\alpha$;

for $k \in \mathcal{K}$ **do**

$\delta_k^* \leftarrow \frac{r_k^{\frac{1}{\alpha}-1}}{\phi_v^{\frac{1}{\alpha}}}$;

/* Dynamic Programming: ascending phase */

for $v = |V|, |V| - 1, \dots, 1$ **do**

$\tau_v \leftarrow 0$;

for $v' : (v, v') \in E$ **do**

$\tau_v \leftarrow \tau_v + \theta_{v'}$;

$\kappa_v^* \leftarrow \left[1 + \left(\frac{1-\alpha}{\phi_v} \tau_v \right)^{\frac{1}{\alpha}} \right]^{-1}$; $\theta_v \leftarrow (\kappa_v^*)^{1-\alpha} \frac{\phi_v}{1-\alpha} + (1 - \kappa_v^*)^{1-\alpha} \tau_v$;

/* Dynamic Programming: descending phase */

$\gamma_1^* \leftarrow \kappa_1^*; h_1 \leftarrow 1 - \kappa_1^*$;

for $v = 2, \dots, |V|$ **do**

$v' \leftarrow \text{father of } v$;

$\gamma_v^* \leftarrow \kappa_v^* h_{v'}$;

$h_v \leftarrow h_{v'}(1 - \kappa_v^*)$;

Result: α -fair allocation δ^*, γ^*

3.7 Examples

We now illustrate the outcome of the α -fair allocation for the important subcases of $\alpha \in \{0, 1\}$. It is noted that the Max-Min Fair allocation (i.e. $\alpha \rightarrow \infty$) does not seem to yield a simple formula for arbitrary trees.

Proportional Fairness ($\alpha = 1$) The PF allocation is given by:

$$\delta_k^* = \frac{1}{n_{v_k}}, \quad k \in \mathcal{K}$$

$$\kappa_v^* = \frac{n_v}{\sum_{v' \in \bar{\mathcal{D}}(v)} n_{v'}}, \quad v \in V$$

So that:

$$\gamma_v^* = \frac{n_v}{\sum_{v' \in \bar{\mathcal{D}}(v)} n_{v'}} \prod_{v'' \in \mathcal{A}(v)} \frac{\sum_{v' \in \mathcal{D}(v'')} n_{v'}}{\sum_{v' \in \bar{\mathcal{D}}(v'')} n_{v'}}.$$

While the proportion of time each beam is activated does not depend on the flow rates r_k , $k \in \mathcal{K}$, the dependence in the number of flows served by each beam $\mathbf{n} = (n_v)_{v \in V}$ is not completely obvious.

Maximal Throughput ($\alpha = 0$) For simplicity, assume that all flows allocated to the same beam have the same data rate so that $r_k = r_{k'}$ if $v_k = v_{k'}$. Then we obtain:

$$\begin{aligned} \delta_k^* &= \frac{1}{n_{v_k}}, \quad k \in \mathcal{K} \\ \gamma_v^* &= \prod_{v' \in \mathcal{D}(v)} \mathbf{1}\{n_{v'} = 0\}, \quad v \in V. \end{aligned}$$

Hence a beam is activated all the time if all of its descendants are empty, and never activated otherwise. In short, Max Throughput gives absolute priority to beams with higher depth.

Figure 3 illustrates the proportion of time each beam is activated by the α -fair allocation on two simple examples. For simplicity we consider G to be a binary tree of height 2 and we assume that the data rate of each flow is unity, so that $r_k = 1$, $k \in \mathcal{K}$. We can see that lower values of α tend to prioritize the leaves over the root, while higher values of α allocate more resources to the root. Indeed, in the extreme case of $\alpha = 0$, the root is active if and only if all other nodes are empty. Also, as seen on Example 1, the Proportional Fair allocation does not treat the root and the leaves equally if all of them have the same number of flows. This is due to the fact that activating the root prevents all other nodes from being activated.

3.8 Practical implementation

At first sight, an algorithm which simply returns $\gamma^* \in \mathbf{conv}(\mathcal{Z})$ does not seem to be usable directly, since as said before, in practice time is slotted, and at each time slot one must select an admissible beam configuration from \mathcal{Z} , so that the average proportion of time v (over a large number of time slots) is activated equals γ_v^* . In fact one may do so directly using a simple randomized algorithm. Given κ^* calculated by our algorithm, at each time slot, draw $\mathbf{Y} = (Y_v)_{v \in V}$ independent Bernoulli random variables where $\mathbb{E}(\mathbf{Y}) = \kappa^*$. Then define $\mathbf{Z} = (Z_v)_{v \in V} \in \{0, 1\}^{|V|}$ as:

$$Z_v = Y_v \prod_{v' \in \mathcal{A}(v)} (1 - Y_{v'}), \quad v \in V$$

and activate beam v if and only if $Z_v = 1$. One may readily check that $\mathbf{Z} \in \mathcal{Z}$ since $Z_v Z_{v'} = 0$ whenever v is an ancestor or a descendant of v' , and further-

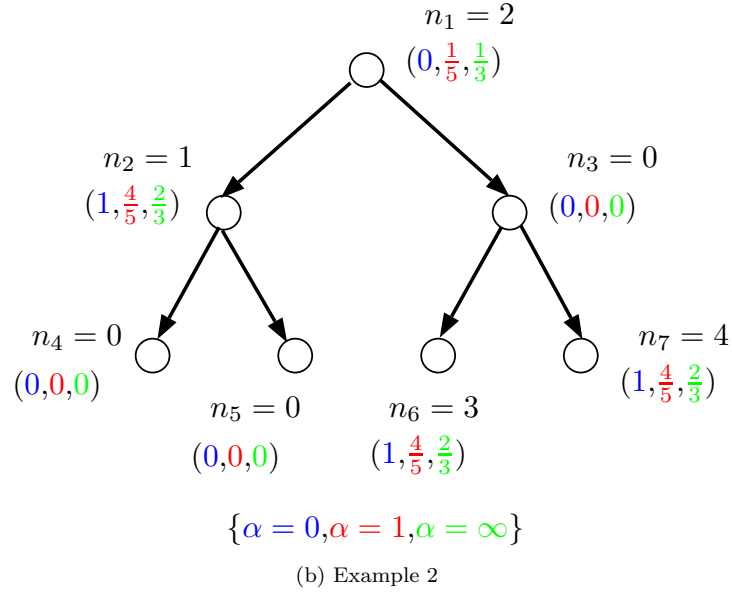
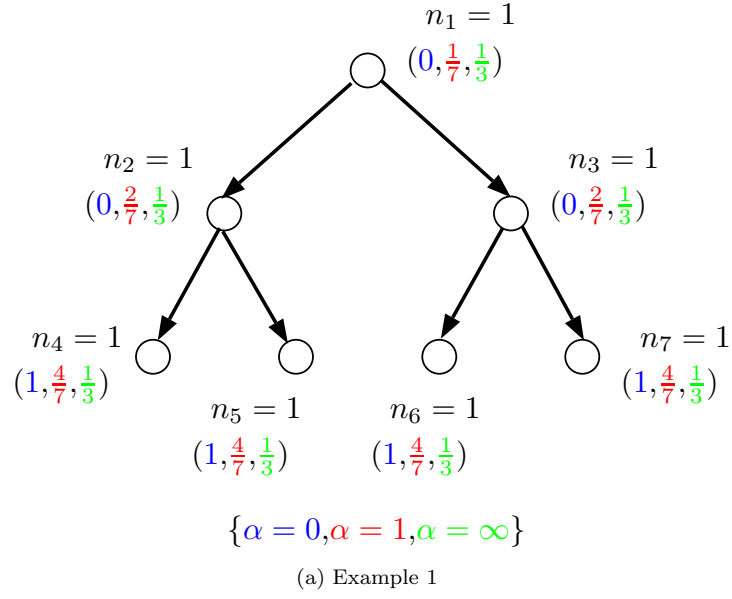


Figure 3: Fair Rate Allocation

more:

$$\mathbb{E}(Z_v) = \kappa_v^* \prod_{v' \in \mathcal{A}(v)} (1 - \kappa_{v'}^*) = \gamma_v^*, v \in V.$$

Hence $\mathbb{E}(\mathbf{Z}) = \boldsymbol{\gamma}^*$, and repeating the above procedure for each time slot provides a practical implementation of the α -fair allocation, and, as a bonus, involves calculating $\boldsymbol{\gamma}^*$ only once.

4 Flow Level Performance for Elastic Traffic

We now study the flow-level performance of hierarchical beamforming for elastic traffic. Flows arrive at random time instants, want to download a file of exponentially distributed size and depart upon download completion. For each configuration of flows $\mathbf{n} \in \mathbb{N}^{|V|}$, a given rate allocation scheme chooses a rate allocation $\boldsymbol{\delta}^*(\mathbf{n}), \boldsymbol{\gamma}^*(\mathbf{n})$, from which the throughput of each flow present in the system can be deduced. As done usually when studying the flow-level performance of wireless networks, we assume that the rate allocation mechanism adapts instantaneously upon arrival and departure of flows (separation of time scales), so that the throughput of any given flow at any given time is equal to the throughput given by the rate allocation scheme. Our aim is to calculate the throughput experienced by a typical flow.

4.1 Model

We assume that flows arrive in each region \mathcal{G}_v according to a Poisson process with rate λ_v . Each flow represents an amount of data whose size is exponentially distributed with expectation 1. To simplify the analysis, we assume that any flow associated with beam v has data rate r_v (this can be relaxed in cases of interest, as shown below). We denote by $\mathbf{N}(t) = (N_v(t))_{v \in V}$ the state of the system at time t , which is a random variable, where $N_v(t)$ denotes the number of active flows present in \mathcal{G}_v at time t . Define the load for each beam:

$$\rho_v = \frac{\lambda_v}{r_v}$$

It is noted that $\mathbf{N}(t)$ is a continuous-time Markov process. We say that the system is stable if and only if $\mathbf{N}(t)$ is positive recurrent. When the system is stable, Little's law guarantees that the expected amount of time a typical flow is served by beam v equals $\frac{\mathbb{E}(N_v(t))}{\lambda_v}$. We then define the flow throughput ([4]):

$$\psi_v = \frac{\lambda_v}{\mathbb{E}(N_v(t))},$$

which represents the expected throughput experienced by a typical flow served by beam v .

4.2 Transition rates

The transition rates of $\mathbf{N}(t)$ depend on the rate allocation mechanism. In state $\mathbf{N}(t)$, the proportion of time beam v is activated equals $\gamma_v^*(\mathbf{N}(t))$, so that the

throughput of any flow served by beam v equals

$$r_v \gamma_v^*(\mathbf{N}(t)) \delta_v(\mathbf{N}(t)) = \frac{r_v \gamma_v^*(\mathbf{N}(t))}{N_v(t)}.$$

Denote by:

$$\mu(\mathbf{n} \rightarrow \mathbf{n}') = \frac{d}{dt} \mathbb{P}(\mathbf{N}(t+dt) = \mathbf{n}' | \mathbf{N}(t) = \mathbf{n})$$

the transition rate of the Markov process $\mathbf{N}(t)$ between states \mathbf{n} and \mathbf{n}' . Denote by $\mathbf{e}^v = (0, \dots, 0, 1, 0, \dots, 0)$ the v th-canonical base vector of $\mathbb{R}^{|V|}$. The only possible transitions from \mathbf{n} are $\mathbf{n} \rightarrow \mathbf{n} + \mathbf{e}^v$ and $\mathbf{n} \rightarrow \mathbf{n} - \mathbf{e}^v$, $v \in V$, which correspond to an arrival and a departure of a flow served by beam v respectively. The transition rates are:

$$\begin{aligned} \mu(\mathbf{n} \rightarrow \mathbf{n} + \mathbf{e}^v) &= \lambda_v, \\ \mu(\mathbf{n} \rightarrow \mathbf{n} - \mathbf{e}^v) &= r_v \gamma_v^*(\mathbf{n}) \mathbf{1}\{n_v \geq 1\}. \end{aligned}$$

4.3 Stability region

The stability of the system depends on the rate allocation mechanism which maps the system state $N(t)$ into the corresponding rate allocation $\boldsymbol{\delta}(\mathbf{N}(t)), \boldsymbol{\gamma}(\mathbf{N}(t))$. We may derive the stability region from our earlier analysis of fair scheduling.

Proposition 2. *There exists a rate allocation scheme ensuring stability if and only if $\sum_{v' \in \bar{\mathcal{A}}(v)} \rho_{v'} < 1$ for all $v \in V$.*

Proof. There exists a rate allocation scheme ensuring stability if and only if $\boldsymbol{\rho}$ lies in the interior of $\mathbf{conv}(\mathcal{Z})$. Furthermore, from Proposition 1

$$\mathbf{conv}(\mathcal{Z}) = \left\{ \boldsymbol{\gamma} \in [0, 1]^{|V|} : \sum_{v' \in \bar{\mathcal{A}}(v)} \gamma_{v'} \leq 1, v \in V \right\}$$

which concludes the proof. \square

5 Flow level performance under proportional fairness

5.1 PF allocation

We now compute the stationary distribution of $\mathbf{N}(t)$ for Proportional Fair rate allocation which is the α -fair rate allocation scheme described in the previous section with $\alpha = 1$. We recall that the PF allocation is given by:

$$\begin{aligned} \gamma_v^*(\mathbf{n}) &= \frac{n_v}{\sum_{v' \in \bar{\mathcal{D}}(v)} n_{v'}} \prod_{v'' \in \mathcal{A}(c)} \frac{\sum_{c' \in \bar{\mathcal{D}}(v'')} n_{v'}}{\sum_{v' \in \bar{\mathcal{D}}(v'')} n_{v'}} \\ \delta_v^*(\mathbf{n}) &= \frac{1}{n_v}. \end{aligned}$$

Stationary Distribution and Flow Throughput Both the stationary distribution and the flow throughput are given by Theorem 2. The proof of Theorem 2 is based on the fact that $\mathbf{N}(t)$ is reversible, so that its stationary distribution is known up to a normalization constant, and then calculating this constant by recursion. It should be noted that, in general, the PF allocation does not lead to reversible systems. It is also noted that the result holds not only for exponential flow size distributions, but in fact holds for all flow sizes distributions i.e. the system is insensitive.

Theorem 2. *Consider PF rate allocation. Then $\mathbf{N}(t)$ is a reversible Markov process with stationary distribution:*

$$\pi(\mathbf{n}) = \frac{1}{c(\boldsymbol{\rho})} \prod_{v \in V} \rho_v^{n_v} \binom{\sum_{v' \in \mathcal{D}(v)} n_{v'}}{n_v}$$

with:

$$c(\boldsymbol{\rho}) = \prod_{v \in V} \frac{1 - \sum_{v' \in \mathcal{A}(v)} \rho_{v'}}{1 - \sum_{v' \in \bar{\mathcal{A}}(v)} \rho_{v'}}.$$

The expected number of customers in stationary state is:

$$\mathbb{E}[N_v(t)] = \rho_v \sum_{v' \in \mathcal{D}(v)} \frac{1 - d(v')}{1 - \sum_{v'' \in \bar{\mathcal{A}}(v')} \rho_{v''}}$$

and the flow throughput is:

$$\psi_v = r_v \left[\sum_{v' \in \mathcal{D}(v)} \frac{1 - d(v')}{1 - \sum_{v'' \in \bar{\mathcal{A}}(v')} \rho_{v''}} \right]^{-1}$$

Furthermore, the above holds for all flow time distributions, i.e. the system is insensitive.

5.2 Proof of Theorem 2

To prove that $\mathbf{N}(t)$ is both reversible and has stationary distribution π , it is sufficient to check that the detailed balance condition holds:

$$\pi(\mathbf{n}) \mu(\mathbf{n} \rightarrow \mathbf{n} + \mathbf{e}^v) = \pi(\mathbf{n} + \mathbf{e}^v) \mu(\mathbf{n} + \mathbf{e}^v \rightarrow \mathbf{n})$$

For all $\mathbf{n} \in \mathbb{N}^{|V|}$ and $v \in V$. Detailed balance holds by inspection since:

$$\frac{\mu(\mathbf{n} \rightarrow \mathbf{n} + \mathbf{e}^v)}{\mu(\mathbf{n} + \mathbf{e}^v \rightarrow \mathbf{n})} = \frac{\rho_v}{\gamma_v^*(\mathbf{n} + \mathbf{e}^v)} = \frac{\pi(\mathbf{n} + \mathbf{e}^v)}{\pi(\mathbf{n})}.$$

Hence $\mathbf{N}(t)$ has stationary distribution π and the value of $c(\boldsymbol{\rho})$ can be found by normalization since $\sum_{\mathbf{n} \in \mathbb{N}^{|V|}} \pi(\mathbf{n}) = 1$:

$$c(\boldsymbol{\rho}) = \sum_{\mathbf{n} \in \mathbb{N}^{|V|}} \prod_{v \in V} \rho_v^{n_v} \binom{\sum_{v' \in \mathcal{D}(v)} n_{v'}}{n_v}.$$

We proceed by recursion, and for $v \in V$, we define $c^v(\boldsymbol{\rho})$ the value of $c(\boldsymbol{\rho})$ when $\rho_{v'} = 0$ for all $v' \notin \bar{\mathcal{D}}_v$, i.e. $c^v(\boldsymbol{\rho})$ is the value of the above sum only considering $\mathbf{n} \in \mathbb{N}$ with $n_{v'} = 0$ unless $v' \notin \bar{\mathcal{D}}_v$. Another interpretation is that $c^v(\boldsymbol{\rho})$ is the value of $c(\boldsymbol{\rho})$ when considering the subgraph made of v and its descendants. Finally it is also noted that $c(\boldsymbol{\rho}) = c^1(\boldsymbol{\rho})$ since 1 is the root. We use the following fact for binomial coefficients:

Fact 1. For $z, \beta \in \mathbb{C}$, we have $\frac{1}{(1-z)^{\beta+1}} = \sum_{k \geq 0} \binom{k+\beta}{k} z^k$.

Summing over $n_1 \in \mathbb{N}$ the above expression we obtain the following relation:

$$c(\boldsymbol{\rho}) = c^1(\boldsymbol{\rho}) = \frac{1}{1 - \rho_1} \prod_{v: (1,v) \in E} c^v\left(\frac{\boldsymbol{\rho}}{1 - \rho_1}\right).$$

More generally we have the following recursive relation:

$$c^v(\boldsymbol{\rho}) = \frac{1}{1 - \rho_v} \prod_{v': (v,v') \in E} c^{v'}\left(\frac{\boldsymbol{\rho}}{1 - \rho_v}\right).$$

Iterating the relation above starting at $v = 1$ we obtain the announced result:

$$c(\boldsymbol{\rho}) = \prod_{v \in V} \frac{1 - \sum_{v' \in \mathcal{A}(v)} \rho_{v'}}{1 - \sum_{v' \in \bar{\mathcal{A}}(v)} \rho_{v'}}.$$

The expected number of customers is calculated using the following trick. Recall the definition of $c(\rho)$:

$$c(\boldsymbol{\rho}) = \sum_{\mathbf{n} \in \mathbb{N}^{|V|}} \prod_{v' \in V} \rho_{v'}^{n_{v'}} \binom{\sum_{v'' \in \bar{\mathcal{D}}(v')} n_{v''}}{n_{v'}}$$

Taking logarithms and differentiating with respect to ρ_v :

$$\begin{aligned} \rho_v \frac{\partial \ln c(\rho)}{\partial \rho_v} &= \frac{1}{c(\rho)} \sum_{\mathbf{n} \in \mathbb{N}^{|V|}} n_v \prod_{v' \in V} \rho_{v'}^{n_{v'}} \binom{\sum_{v'' \in \bar{\mathcal{D}}(v')} n_{v''}}{n_{v'}} \\ &= \sum_{\mathbf{n} \in \mathbb{N}^{|V|}} n_v \pi(\mathbf{n}) = \mathbb{E}(N_v(t)). \end{aligned}$$

Plugging the previous expression of $c(\rho)$ gives:

$$\begin{aligned} \mathbb{E}(N_v(t)) &= \rho_v \frac{\partial \ln c(\rho)}{\partial \rho_v} \\ &= \rho_v \frac{\partial}{\partial \rho_v} \sum_{v' \in V} \ln \left(\frac{1 - \sum_{v'' \in \mathcal{A}(v')} \rho_{v''}}{1 - \sum_{v'' \in \bar{\mathcal{A}}(v')} \rho_{v''}} \right) \\ &= \rho_v \sum_{v' \in \bar{\mathcal{D}}(v)} \frac{1 - d(v')}{1 - \sum_{v'' \in \bar{\mathcal{A}}(v')} \rho_{v''}}. \end{aligned}$$

as announced.

6 Flow level performance under maximal throughput

We now study the flow-level performance for the Maximal Throughput rate allocation which is the α -fair rate allocation scheme with $\alpha = 0$. As we can see, while in this case $\mathbf{N}(t)$ is not reversible (nor insensitive), it has a hierarchical structure which can be exploited in order to provide tractable expressions for performance.

Transition Rates We first calculate the transition rates. From the hierarchical nature of the codebook, we have that $r_{v'} > r_v$ if $v' \in D(v)$ (see Definition 1). As stated in the previous section, in state $\mathbf{n} \in \mathbb{N}^{|V|}$, the proportion of time beam v is activated equals:

$$\gamma_v^*(\mathbf{n}) = \prod_{v' \in \mathcal{D}(v)} \mathbf{1}\{n_{v'} = 0\}.$$

namely, beam v is activated all the time if all of its descendants are empty, and never activated otherwise.

6.1 Performance for line graphs

We first consider the case of line graphs, where we have $E = \{(1, 2), (2, 3), \dots, (|V| - 1, |V|)\}$. From definition 1, beam v is activated at time t if and only if all of its descendants are empty, namely $n_{v'}(t) = 0$ $v' = v + 1, \dots, |V|$. From this observation, we can reduce the system to a M/M/1 queue with preemptive-resume priority as follows. Indeed, consider a single server with $|V|$ classes of users, where class v represents users served by beam v . In this system, at time t , users of class v are served at rate r_v if $n_{v'}(t) = 0$, $v' = v + 1, \dots, |V|$ and at rate 0 otherwise. This new system is equivalent to the original system, which yields Theorem 3. The proof is provided in appendix B.

Theorem 3. *Consider MT allocation and G a line graph. Then $\mathbf{N}(t)$ is positive recurrent (stable) if and only if $\sum_{v \in V} \rho_v < 1$. Furthermore, if $\sum_{v \in V} \rho_v < 1$ we have for all $v \in V$:*

$$\mathbb{E}(N_v(t)) = \frac{\rho_v \left(1 + \sum_{v' \geq v} \rho_{v'} \left(\frac{r_v}{r_{v'}} - 1\right)\right)}{\left(1 - \sum_{v' \geq v} \rho_{v'}\right) \left(1 - \sum_{v' > v} \rho_{v'}\right)}$$

and the flow throughput is :

$$\psi_v = \frac{r_v (1 - \sum_{v' \geq v} \rho_{v'}) (1 - \sum_{v' > v} \rho_{v'})}{1 + \sum_{v' \geq v} \rho_{v'} \left(\frac{r_v}{r_{v'}} - 1\right)}$$

6.2 Performance for generic graphs

We now consider the case where G is a generic tree. In that case as well we compute the flow throughput and the analysis is much more involved than for

the previous case. Under the MT allocation, a beam is activated if and only if all of its descendants are empty. However the state of a beam does not depend on the state of its ancestors. Therefore, the evolution of $\mathbf{N}_v(t)$ depends on $\mathbf{N}_{v'}(t)$ if and only if $v' \in \bar{\mathcal{D}}(v)$. In order to study the distribution of the state of v , i.e. $N_v(t)$, it is natural to study the process $(N_v(t))_{v' \in \bar{\mathcal{D}}(v)}$ which describes its state and that of its descendants. We define the busy period of this process which plays a crucial role in our analysis. We define $\ell_v = \sum_{v' \in \mathcal{D}(v)} \lambda_{v'}$ the total arrival rate in the descendants of v .

Definition 2. For $v \in V$ define the Markov processes

$$\begin{aligned}\mathbf{N}^v(t) &= (N_{v'}(t))_{v' \in \bar{\mathcal{D}}(v)} \in \mathbb{N}^{|\bar{\mathcal{D}}(v)|}, \\ \mathbf{M}^v(t) &= (N_{v'}(t))_{v' \in \mathcal{D}(v)} \in \mathbb{N}^{|\mathcal{D}(v)|},\end{aligned}$$

where $\mathbf{N}^v(t)$ describes the state of v and its descendants, and $\mathbf{M}^v(t)$ describes the state of the descendants of v . Define the random variable B_v which is the busy period of process $\mathbf{M}^v(t)$. We recall that the busy period is $B_v = T_2 - T_1$ in a system where $\mathbf{M}^v(0) = \mathbf{0}$, and $T_1 > 0$ is the first random instant after 0 such that $\mathbf{M}^v(T_1) \neq \mathbf{0}$, and $T_2 > T_1$ is the first random instant after T_1 such that $\mathbf{M}^v(T_2) = \mathbf{0}$.

In Theorem 4, we show that the expected number of customers in stationary state can be computed as a function of the two first moments of the busy period.

Theorem 4. Under MT rate allocation, the number expected number of flows in beam v satisfies, for all $v \in V$:

$$\mathbb{E}(N_v(t)) = \frac{\frac{\lambda_v \ell_v}{2} \mathbb{E}(B_v^2) + \rho_v (1 + \mathbb{E}(B_v) \ell_v)^2}{(1 - \rho_v (1 + \mathbb{E}(B_v) \ell_v))(1 + \mathbb{E}(B_v) \ell_v)}$$

Furthermore, $\mathbb{E}(B_v)$ can be computed recursively using the following relations:

$$\mathbb{E}(B_v) = \frac{1}{\ell_v} \left(\frac{1}{\prod_{v': (v, v') \in E} \mathbb{P}(\mathbf{N}^{v'}(t) = 0)} - 1 \right).$$

and:

$$\mathbb{P}(\mathbf{N}^v(t) = 0) + \rho_v = \prod_{v': (v, v') \in E} \mathbb{P}(\mathbf{N}^{v'}(t) = 0), \forall v \in V.$$

6.3 Proof of Theorem 4

Expected number of customers. We say that a customer is "waiting" if it has never received service, and it is "in service" if it has received service but has not left the system yet. We compute the expected time spent in service, denoted by $\mathbb{E}(M_v)$. When a flow first receives service by beam v , by definition, no flows from classes $v' \in \mathcal{D}(v)$ must be present in the system. Once she has started to receive service, there are two possible outcomes: either no flows

from classes $v' \in \mathcal{D}(v)$ arrive before her service completion (this occurs with probability $\frac{r_v}{r_v + \ell_v}$), otherwise she must wait for the duration of a busy period of $\mathbf{M}^v(t)$ and we are back in the initial situation, since the exponential distribution is memoryless (this occurs with probability $\frac{\ell_v}{r_v + \ell_v}$). The expected time before either of these events happens is $\frac{1}{r_v + \ell_v}$. Therefore the expected service time verifies:

$$\mathbb{E}(M_v) = \frac{r_v}{r_v + \ell_v} \frac{1}{r_v} + \frac{\ell_v}{r_v + \ell_v} (\mathbb{E}(B_v) + \mathbb{E}(M_v))$$

so that:

$$\mathbb{E}(M_v) = \frac{1}{r_v} (1 + \mathbb{E}(B_v) \ell_v)$$

We now calculate the expected time spent waiting denoted by $\mathbb{E}(W_v)$. Assume that a flow arrives at time 0. From the PASTA property, $N_v(0)$ is distributed as the stationary distribution. Denote by T_v^- the first instant at which $\mathbf{M}^v(T_v^-) = 0$. Denote by $T_v^- + T_v^+$ the first instant at which all customers present at time 0 have been served. Therefore the waiting time may be decomposed as:

$$\mathbb{E}(W_v) = \mathbb{E}(T_v^-) + \mathbb{E}(T_v^+).$$

First one notices that T_v^- is expressed as a function of the residual busy period of the process $\mathbf{M}^v(t)$ and is given by:

$$\mathbb{E}(T_v^-) = \frac{1}{2} \frac{\mathbb{E}(B_v^2)}{\mathbb{E}(B_v) + \mathbb{E}(A_v)} = \frac{1}{2} \frac{\mathbb{E}(B_v^2)}{\mathbb{E}(B_v) + \ell_v^{-1}}.$$

where A_v is the time that the process $\mathbf{M}^v(t)$ spends in state $\mathbf{0}$. Indeed A_v is exponentially distributed with mean $\frac{1}{\ell_v}$.

From Little's law, $\mathbb{E}(N_v(0)) = \lambda_v (\mathbb{E}(W_v) + \mathbb{E}(M_v))$. No flow of beam v may receive service before T_v^- , therefore T_v^+ is the amount of time necessary to serve $N_v(0)$ flows and is given by:

$$\mathbb{E}(T_v^+) = \mathbb{E}(N_v(0)) \mathbb{E}(M_v) = \lambda_v \mathbb{E}(M_v) (\mathbb{E}(W_v) + \mathbb{E}(M_v)).$$

using the previous relation. Substituting we obtain:

$$\mathbb{E}(W_v) = \mathbb{E}(T_v^-) + \mathbb{E}(T_v^+) = \mathbb{E}(T_v^-) + \lambda_v \mathbb{E}(M_v) (\mathbb{E}(W_v) + \mathbb{E}(M_v)),$$

which yields:

$$\mathbb{E}(W_v) = \frac{\mathbb{E}(T_v^-) + \lambda_v \mathbb{E}(M_v)^2}{1 - \lambda_v \mathbb{E}(M_v)}$$

Therefore the total expected time spent by a typical flow is given by:

$$\mathbb{E}(W_v) + \mathbb{E}(M_v) = \frac{\mathbb{E}(T_v^-) + \mathbb{E}(M_v)}{1 - \lambda_v \mathbb{E}(M_v)}$$

Substituting the value of $\mathbb{E}(M_v)$ we get

$$\begin{aligned}\mathbb{E}(W_v) + \mathbb{E}(M_v) &= \frac{\frac{1}{2} \frac{\mathbb{E}(B_v^2)}{\mathbb{E}(B_v) + \ell_v} + \frac{1}{r_v} (1 + \mathbb{E}(B_v)\ell_v)}{1 - \rho_v(1 + \mathbb{E}(B_v)\ell_v)} \\ &= \frac{\frac{\ell_v}{2} \mathbb{E}(B_v^2) + \frac{1}{r_v} (1 + \mathbb{E}(B_v)\ell_v)^2}{(1 - \rho_v(1 + \mathbb{E}(B_v)\ell_v))(1 + \mathbb{E}(B_v)\ell_v)}.\end{aligned}$$

Using Little's law $\mathbb{E}(N_v(t)) = \lambda_v(\mathbb{E}(W_v) + \mathbb{E}(M_v))$ yields the announced result.

Expected duration of the busy periods. Consider the Markov process $\mathbf{M}^v(t)$. The expected duration this process spends in state $\mathbf{0}$ is $\frac{1}{\ell_v}$, and the duration between two visits to state $\mathbf{0}$ equals $\mathbb{E}(B_v)$. Therefore, the probability that $\mathbf{M}^v(t)$ is in state $\mathbf{0}$ satisfies:

$$\mathbb{P}(\mathbf{M}^v(t) = \mathbf{0}) = \frac{\frac{1}{\ell_v}}{\frac{1}{\ell_v} + \mathbb{E}(B_v)},$$

so that the expected busy period is:

$$\mathbb{E}(B_v) = \frac{1}{\ell_v} \left(\frac{1}{\mathbb{P}(\mathbf{M}^v(t) = \mathbf{0})} - 1 \right).$$

Furthermore, using the fact that, if v' and v'' are distinct children of v , processes $\mathbf{N}^{v'}(t)$ and $\mathbf{N}^{v''}(t)$ are independent we get:

$$\begin{aligned}\mathbb{P}(\mathbf{M}^v(t) = \mathbf{0}) &= \mathbb{P}(\mathbf{N}^{v'}(t) = \mathbf{0}, \forall v' : (v, v') \in E) \\ &= \prod_{v' : (v, v') \in E} \mathbb{P}(\mathbf{N}^{v'}(t) = \mathbf{0}).\end{aligned}$$

Substituting yields the second claim:

$$\mathbb{E}(B_v) = \frac{1}{\ell_v} \left(\frac{1}{\prod_{v' : (v, v') \in E} \mathbb{P}(\mathbf{N}^{v'}(t) = \mathbf{0})} - 1 \right).$$

Void probabilities To complete the proof, we must compute the void probabilities $\mathbb{P}(\mathbf{N}^v(t) = \mathbf{0})$ for $v \in V$. We have:

$$\mathbb{P}(\mathbf{M}(t)^v = \mathbf{0}) = \mathbb{P}(\mathbf{M}(t)^v = \mathbf{0}, N_v(t) \neq 0) + \mathbb{P}(\mathbf{M}(t)^v = \mathbf{0}, N_v(t) = 0)$$

As explained before, $\mathbb{P}(\mathbf{M}(t)^v = \mathbf{0}) = \prod_{v' : (v, v') \in E} \mathbb{P}(\mathbf{N}^{v'}(t) = \mathbf{0})$ from independence, and by definition $\mathbb{P}(\mathbf{M}(t)^v = \mathbf{0}, N_v(t) = 0) = \mathbb{P}(\mathbf{N}(t)^v = \mathbf{0})$. Finally, beam v serves its users if and only if $\mathbb{P}(\mathbf{M}(t)^v = \mathbf{0}, N_v(t) \neq 0)$, so that, by conservation of work we must have $\lambda_v = r_v \mathbb{P}(\mathbf{M}(t)^v = \mathbf{0}, N_v(t) \neq 0)$. Substituting yields the announced relation:

$$\prod_{v' : (v, v') \in E} \mathbb{P}(\mathbf{N}^{v'}(t) = \mathbf{0}) = \rho_v + \mathbb{P}(\mathbf{N}(t)^v = \mathbf{0})$$

and from this relation, the value of $\mathbb{P}(\mathbf{N}^v(t) = \mathbf{0})$ may be computed by backwards induction for all $v \in V$ which concludes our proof.

6.4 Busy periods: exponential approximation

As shown by Theorem 4, the only missing piece in order to compute $\mathbb{E}(N_v(t))$ is the value of the second moment of the cycle times $\mathbb{E}(B_v^2)$. In general, computing the second moment of the busy period does not seem completely straightforward. We propose to approximate the busy period by an exponential, so that $\frac{\mathbb{E}(B_v^2)}{2} \approx \mathbb{E}(B_v)^2$. The flow throughput is given by corollary 1. The rationale for this approximation is as follows: if $\rho \ll 1$, then the busy period is simply the service time of the first customer which enters the system, and this time indeed has exponential distribution. As shown in our numerical experiments, this approximation yields tractable formulas which are rather accurate.

Corollary 1. *Assume that the busy period can be approximated by an exponential. Then, under MT rate allocation, the number expected number of flows in beam v satisfies, for all $v \in V$:*

$$\mathbb{E}(N_v(t)) = \frac{\lambda_v \ell_v \mathbb{E}(B_v)^2 + \rho_v (1 + \mathbb{E}(B_v) \ell_v)^2}{(1 - \rho_v (1 + \mathbb{E}(B_v) \ell_v))(1 + \mathbb{E}(B_v) \ell_v)}$$

7 Flow Level Performance for Streaming Traffic

7.1 Model

We now consider streaming traffic where flows require a fixed amount of resources throughout their stay in the system. Namely the available resources are spit into an integer number $\xi \geq 1$ of circuits, where a circuit represents the smallest unit of resource that can be allocated to a flow. Each flow served by beam $v \in V$ requires a number of circuits $s_v \in \{1, \dots, \xi\}$, and to ensure that that all flows are allocated enough resources admission control is used. When a new flow arrives, one checks whether or not one can guarantee that all active flows can be allocated enough circuits. If the answer is yes, the flow is admitted, otherwise she is blocked. Flows arrive in beam v according to a Poisson process with rate λ_v and remain there during an exponentially distributed time with mean $\frac{1}{r_v}$. Define the load $\rho_v = \frac{\lambda_v}{r_v}$. In fact the system is insensitive, so that considering exponential service times is sufficient. The state of the system at time t is $\mathbf{N}(t) \in \mathcal{N} \subset \mathbb{N}^{|V|}$ where $\mathbf{N}_v(t)$ represents the number of flows served by beam v and \mathcal{N} is the set of states in which all active flows can be allocated enough circuits. The only possible transitions of $N(t)$ correspond to the arrival and departure of a flow, and the transition rates are for all $\mathbf{n} \in \mathcal{N}$:

$$\begin{aligned} \mu(\mathbf{n} \rightarrow \mathbf{n} + \mathbf{e}^v) &= \lambda_v \mathbf{1}\{\mathbf{n} + \mathbf{e}^v \in \mathcal{N}\}, \\ \mu(\mathbf{n} \rightarrow \mathbf{n} - \mathbf{e}^v) &= r_v \mathbf{1}\{n_v \geq 1\}. \end{aligned}$$

7.2 Admission control

Let us now characterize the set of admissible states allowed by admission control i.e. states in which all flows can be allocated enough circuits by some policy.

Consider the system in state $\mathbf{n} \in \mathbb{N}^{|V|}$, and assume that there exists a rate allocation policy $\boldsymbol{\gamma}^*(\mathbf{n}) \in \mathbf{conv}(\mathcal{Z})$ which ensures that all flows are allocated enough circuits. Flows served by beam v require s_v circuits so that the proportion of time v is activated should satisfy $\gamma_v^*(\mathbf{n}) = n_v \frac{s_v}{\xi}$ for all v . Furthermore, since any feasible rate allocation policy must satisfy $\boldsymbol{\gamma}(\mathbf{n}) \in \mathbf{conv}(\mathcal{Z})$. Clearly, both of those conditions can be satisfied if and only if:

$$\sum_{v' \in \mathcal{A}(v)} n_{v'} \frac{s_{v'}}{\xi} \leq 1, v \in V.$$

The set of admissible states \mathcal{N} is therefore:

$$\mathcal{N} = \left\{ \mathbf{n} \in \mathbb{N}^{|V|} : \sum_{v' \in \mathcal{A}(v)} n_{v'} s_{v'} \leq \xi, v \in V \right\}.$$

Furthermore, if the system is in state $\mathbf{n} \in \mathcal{N}$, and a flow associated with beam v arrives, it is admitted if and only if his entering the system leads to an admissible state, and blocked otherwise. Define the set of blocking states for beam v :

$$\mathcal{N}(v) = \{\mathbf{n} \in \mathbb{N}^{|V|} : \mathbf{n} \in \mathcal{N}, \mathbf{n} + e^v \notin \mathcal{N}\}.$$

It is noted that a flow associated with beam v will be blocked if and only if it arrives in a blocking state for beam v , that is $\mathbf{n} \in \mathcal{N}(v)$.

7.3 Stationary distribution and blocking probability

We may now derive the stationary distribution of the system in closed form, as well as the blocking probability for each beam, which constitutes the performance figure of the system. The stationary distribution is known in closed form up to a normalization constant, so that the main difficulty is to compute a sum over the state space \mathcal{N} . Clearly, brute force summation is not feasible as $|\mathcal{N}|$ grows exponentially with $|V|$. We show that there exists a low complexity algorithm (stated as Algorithm 3) to compute the stationary distribution as well as blocking probabilities. The result is stated as Theorem 5 and proven in subsection 7.4.

It is noted that Algorithm 3 computes the blocking probabilities in time $\mathcal{O}(\xi|V|h(G))$. In most cases of interest, for instance if G is a regular tree, $h(G) = \mathcal{O}(\ln |V|)$, so that the running time of Algorithm 3 is $\mathcal{O}(\xi|V|\ln |V|)$ which is linear in the number of circuits ξ and almost linear in the number of beams $|V|$. Since its input has size $\mathcal{O}(|V|)$, we deduce that the dependency of the running time of this algorithm on $|V|$ is optimal up to a logarithmic factor $\ln |V|$. This algorithm is reminiscent of the Kaufman-Roberts algorithm [8, 13] used to compute blocking probabilities in multi-rate Erlang systems, and leverages the hierarchical structure of the codebook by computing the blocking probabilities recursively.

Theorem 5. (i) Under the above assumptions, $\mathbf{N}(t)$ is a reversible Markov process with stationary distribution π :

$$\pi(\mathbf{n}) = \frac{1}{c(\boldsymbol{\rho})} \prod_{v \in V} \frac{\rho_v^{n_v}}{n_v!}, \quad \mathbf{n} \in \mathcal{N},$$

where $c(\boldsymbol{\rho})$ is the normalization constant defined as:

$$c(\boldsymbol{\rho}) = \sum_{\mathbf{n} \in \mathcal{N}} \prod_{v \in V} \frac{\rho_v^{n_v}}{n_v!}.$$

(ii) The blocking probability of class v is:

$$p_v(\boldsymbol{\rho}) = \mathbb{P}(\mathbf{N}(t) \in \mathcal{N}(v)) = \frac{\sum_{\mathbf{n} \in \mathcal{N}(v)} \prod_{v' \in V} \frac{\rho_{v'}^{n_{v'}}}{n_{v'}!}}{\sum_{\mathbf{n} \in \mathcal{N}} \prod_{v' \in V} \frac{\rho_{v'}^{n_{v'}}}{n_{v'}!}}.$$

(iii) Algorithm 3 outputs of value of the blocking probability vector $\mathbf{p}(\boldsymbol{\rho})$ using time $\mathcal{O}(\xi|V|h(G))$ and memory $\mathcal{O}(|V|\xi)$.

7.4 Proof of Theorem 5

Stationary Distribution. By, inspection, one may readily check that π verifies the detailed balance conditions:

$$\frac{\pi(\mathbf{n} + \mathbf{e}^v)}{\pi(\mathbf{n})} = \frac{\mu(\mathbf{n} \rightarrow \mathbf{n} + \mathbf{e}^v)}{\mu(\mathbf{n} + \mathbf{e}^v \rightarrow \mathbf{n})} = \frac{\lambda_v}{r_v} = \rho_v.$$

so that $\mathbf{N}(t)$ is indeed reversible with stationary distribution π .

Normalization Constant It now remains to compute the normalization constant $c(\boldsymbol{\rho})$. Furthermore, for $s = 0, 1, \dots, \xi$, and $v \in V$ define $\mathcal{N}(s, v)$ the set of admissible sets when there are s circuits, and where beams which do not descend from v are empty:

$$\mathcal{M}(s, v) = \left\{ \mathbf{n} \in \mathbb{N}^{|V|} : \sum_{v'' \in \bar{\mathcal{A}}(v')} n_{v''} s_{v''} \leq s, \forall v' \in V \text{ and } n_{v'} = 0, \forall v' \notin \bar{\mathcal{D}}(v) \right\}.$$

and we define the corresponding partial sums:

$$c_v(s) = \sum_{\mathbf{n} \in \mathcal{M}(s, v)} \prod_{v' \in \bar{\mathcal{D}}(v)} \frac{\rho_{v'}^{n_{v'}}}{n_{v'}!}.$$

It is noted that $\mathcal{M}(\xi, 1) = \mathcal{N}$, so that $c = c_1(\xi)$. The idea of the proposed algorithm is to compute the value of $c_v(s)$ for $v \in V$ and $s = 0, \dots, \xi$ by starting at the leaves and then using backward induction. Consider the subtree rooted

Algorithm 3: Computation of blocking probabilities

Data: Tree G sorted by decreasing height, loads ρ , circuit requirements s , number of circuits ξ

```
for  $v = 1, \dots, |V|$  and  $s = 1, \dots, \xi$  do  $c_v(s) \leftarrow 0$ ;
/* Phase 1: Compute the normalization constant */
for  $v = |V|, \dots, 1$  and  $s = 1, \dots, \xi$  do
    for  $\ell = 0, \dots, \lfloor s/s_v \rfloor$  do
         $t \leftarrow 1$ ;
        for  $v' : (v, v') \in E$  do  $t \leftarrow tc_{v'}(s - \ell s_v)$ ;
         $c_v(s) \leftarrow c_v(s) + \frac{\rho_v^\ell}{\ell!} t$ ;
    for  $v' = |V|, \dots, 1$  do  $q_{v,v'}(s) \leftarrow c_{v'}(s)$ ;
/* Phase 2: compute blocking probabilities */
for  $v = 1, \dots, |V|$  and  $s = 1, \dots, \xi$  do
     $v' \leftarrow v$ ;
    if  $s > s_v$  do  $q_{v,v'}(s) \leftarrow c_v(s - s_v)$ ;
    while  $v' \neq 1$  do
         $v' \leftarrow \text{father of } v'$ ;
         $q_{v,v'}(s) \leftarrow 0$ ;
        for  $\ell = 0, \dots, \lfloor s/s_{v'} \rfloor$  do
             $t \leftarrow 1$ ;
            for  $v'' : (v', v'') \in E$  do  $t \leftarrow tq_{v,v''}(s - \ell s_{v'})$ ;
             $q_{v,v'}(s) \leftarrow q_{v,v'}(s) + \frac{\rho_{v'}^\ell}{\ell!} t$ ;
     $p_v \leftarrow 1 - \frac{q_{v,1}(\xi)}{c_1(\xi)}$ ;
```

Result: Blocking probabilities \mathbf{p}

at v and v' such that $(v, v') \in E$. If there are s circuits and beam v is serving n_v users, $s_v n_v$ circuits need to be allocated to beam v , so that the number of circuits available to all the beams in the subtree rooted at v' is $s - s_v n_v$. Therefore, $\mathbf{n} \in \mathcal{M}(s, v)$ if and only if it admits the following decomposition:

$$\mathbf{n} = n_v \mathbf{e}^v + \sum_{v': (v, v') \in E} \mathbf{m}^{v'} \text{ with } \mathbf{m}^{v'} \in \mathcal{M}(v', s - s_v n_v),$$

This fact gives rise to the following recursion, by summing over n_v in the definition of $c_v(s)$:

$$c_v(s) = \sum_{n_v=0}^{\lfloor \frac{s}{s_v} \rfloor} \frac{\rho_v^{n_v}}{n_v!} \prod_{v': (v, v') \in E} c_{v'}(s - n_v s_v).$$

The above relation readily gives an algorithm to compute $c_v(s)$, for all $v \in V$ and $s \leq \xi$ which constitutes the first part of our algorithm.

Blocking Probabilities As said before, the blocking probability p_v is the probability for a flow to arrive at a time where the system is in a blocking state $\mathbf{n} \in \mathcal{N}(v)$, so that the blocking rate for class v is:

$$p_v = \mathbb{P}(\mathbf{N}(t) \in \mathcal{N}(v)) = \frac{\sum_{\mathbf{n} \in \mathcal{N}(v)} \prod_{v' \in V} \frac{\rho_{v'}^{n_{v'}}}{n_{v'}!}}{\sum_{\mathbf{n} \in \mathcal{N}} \prod_{v' \in V} \frac{\rho_{v'}^{n_{v'}}}{n_{v'}!}}.$$

We compute the blocking rate using a similar approach as that used above for the normalization constant. We have that $\mathbf{n} \in \mathcal{N} \setminus \mathcal{N}(v)$ if and only if $\mathbf{n} + \mathbf{e}^v \in \mathcal{N}$, which, by definition of \mathcal{N} translates to:

$$\sum_{v' \in \bar{\mathcal{A}}(v'')} n_{v'} s_{v'} \leq \xi - s_v \mathbf{1}\{v \in \bar{\mathcal{A}}(v'')\}, \quad \forall v'' \in V.$$

In order to compute a sum over $\mathcal{N}(v)$ recursively, similarly to the case of computing the normalization constant, define $\mathcal{Q}(s, v, v')$ the set of allowed states in a system where there are s circuits, where a user arriving at beam v does not cause blocking, and where all the beams which are not descendants of v' are empty:

$$\begin{aligned} \mathcal{Q}(s, v, v') = \Big\{ \mathbf{n} \in \mathbb{N}^{|V|} : & \sum_{v'' \in \bar{\mathcal{A}}(v''')} n_{v''} s_{v''} \leq s - s_v \mathbf{1}\{v \in \bar{\mathcal{A}}(v''')\}, \\ & \forall v''' \in V \text{ and } n_{v''} = 0, \forall v'' \notin \bar{\mathcal{D}}(v') \Big\}. \end{aligned}$$

and we define the partial sums:

$$q_{v, v'}(s) = \sum_{\mathbf{n} \in \mathcal{Q}(s, v, v')} \prod_{v'' \in \bar{\mathcal{D}}(v')} \frac{\rho_{v''}^{n_{v''}}}{n_{v''}!}.$$

It is noted that since $\mathcal{M}(\xi, v, 1) = \mathcal{N} \setminus \mathcal{N}(v)$, we have:

$$q_{v,1}(\xi) = \sum_{\mathbf{n} \in \mathcal{N} \setminus \mathcal{N}(v)} \prod_{v' \in V} \frac{\rho_{v'}^{n_{v'}}}{n_{v'}!},$$

and

$$p_v = 1 - \frac{q_{v,1}(\xi)}{c(\boldsymbol{\rho})}.$$

so that computing the value of $q_{v,v'}(s)$ for all $v, v' \in V$ and $s \leq \xi$ yields the blocking probabilities. It is also noted that if v' and v are not descendants or ancestors of each other, the arrival of a user at beam v does not affect the number of circuits available to the subtree rooted at v' , so that we simply have $q_{v,v'}(s) = c_{v'}(s)$, which we already have computed in the first phase of the algorithm. It is also noted that $q_{v,v}(s) = c_v(s - s_v)$. Now, similarly to the previous paragraph, $q_{v,v'}(s)$ obeys the following recursion:

$$q_{v,v'}(s) = \begin{cases} \sum_{n_{v'}=0}^{\lfloor \frac{s-s_v}{n_{v'}} \rfloor} \frac{\rho_{v'}^{n_{v'}}}{n_{v'}!} \prod_{v'':(v',v'') \in E} q_{v,v''}(s - n_{v'} s_{v'}) & \text{if } v' \in \mathcal{A}(v) \\ c_v(s - s_v) & \text{if } v' = v \\ c_{v'}(s) & \text{otherwise} \end{cases}$$

Complexity It is noted that the required memory for this algorithm to run is $\mathcal{O}(\xi|V|)$ since, as soon as p_v has been computed at the end of the loop of Phase 2, one can simply remove the values of $q_{v,v'}(s)$ from the memory. It is also noted that the time to compute $c_v(s)$ for $s \leq \xi$ and $v \in V$ is $\mathcal{O}(\xi|E|)$, and, since G is a tree, $|E| = |V| - 1$. So the time required for Phase 1 is $\mathcal{O}(\xi|V|)$. For Phase 2, for a given value of v , p_v is computed by inspecting all the ancestors of v , in time $\mathcal{O}(\xi|\mathcal{A}(v)|) = \mathcal{O}(\xi h(G))$. Hence the time required for Phase 2 is $\mathcal{O}(\xi|V|h(G))$. As announced, the algorithm requires time $\mathcal{O}(\xi|V|h(G))$ and memory $\mathcal{O}(\xi|V|)$ to compute the blocking probabilities.

8 Numerical experiments

Finally we present some numerical experiments to illustrate the flow-level performance of hierarchical beamforming for both elastic and streaming traffic.

8.1 Setup

In order to obtain a realistic setting and take into account the geometry of a cell in a physical network, instead of selecting arbitrary values of G , $\boldsymbol{\lambda}$, $\boldsymbol{\rho}$ and \mathbf{r} , we create a codebook using a similar techniques as in [14], where the main goal is to pack as many beams as possible on each level of the tree, while ensuring that they remain separated with negligible interference. As for the cell geometry, we

consider an hexagonal cell, with an antenna height of 30 meters in a strong Line of Sight environment. We use the standard Nakagami propagation model [5], and parameters as done in [14]. The output of this process is a graph G , as well as the corresponding arrival rate λ , loads ρ and data rates \mathbf{r} .

We obtain G a tree with $|V| = 10$ beams, and the set of edges is given by

$$E = \{(1, 2), (1, 3), (1, 4), (2, 7), (2, 9), (3, 5), (3, 6), (4, 8), (4, 10)\}.$$

It is noted that G is similar to the graph depicted in figure 1. The expected flow size is 8 Mbits, the arrival rates are taken proportional to

$$\lambda = [0.16, 0.09, 0.12, 0.09, 0.10, 0.10, 0.10, 0.10, 0.09, 0.09].$$

The value of λ used here is obtained by assuming that λ_v is proportional to the size of the zone covered by v . The service rate r_v is given by the harmonic mean of the data rate over the region covered by v . The loads are proportional to

$$\rho = [0.11, 0.20, 0.31, 0.20, 0.59, 0.59, 0.61, 0.61, 0.18, 0.18].$$

In order to avoid scaling problems, in all curves we present the *normalized* flow throughput $\frac{\psi_v}{r_v}$. It is noted that, when the load is very low (respectively very high), the normalized flow throughput should be close to 1 (respectively 0).

8.2 Elastic traffic

The flow throughput under PF allocation using the tree described above is depicted in Figure 4. Under PF allocation, the flow throughput as a function of the arrival rate is roughly linear for beams of high depth, while it is convex for beams of low depth. The smaller the depth, the higher the curvature. We deduce that PF tends to slightly favor beams with higher depth, and this difference is especially sensible at moderate loads. We can also see in Figure 4 that the flow throughput of all beams is strictly positive if ρ lies in the stability region. The flow throughput under MT allocation using the tree described above is depicted in Figure 5. In order to assess the accuracy of the approximate formula provided in subsection 6.4 we show both the approximate analytical expressions as well as the correct value estimated using simulations. In figure 5 "sim" denotes the values of the flow throughput estimated by simulation, and "ana" denotes the approximation given in subsection 6.4. It is noticed that the proposed approximation is rather accurate. On the other hand, under MT allocation, the system is not stable across the whole stability region, and beams of smaller depth get overloaded (so that the flow throughput becomes 0) when the arrival rate is sufficiently large. This is due to the fact that MT gives absolute priority to beams with high depth. This does not mean that MT is bad per-se: when flows are static as considered in our model, MT is not throughput optimal, and tends to create overload in beams with small depth. However, in the case where flows are allowed to move during their flow, MT would essentially have an opportunistic behaviour and serve flows only when they can be served by a

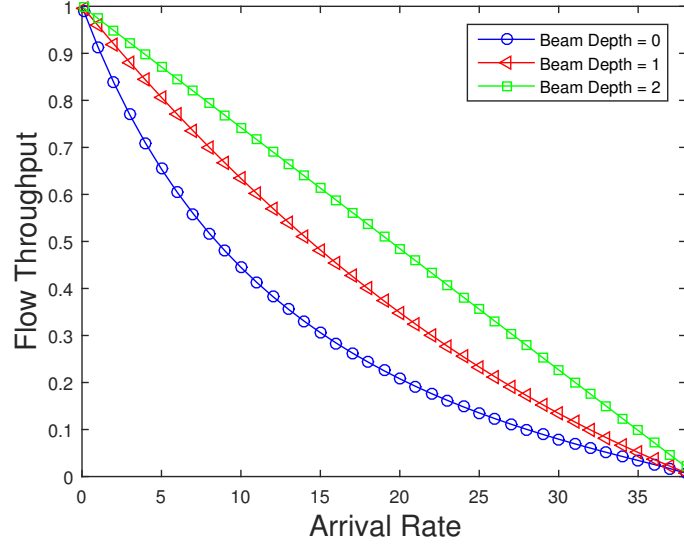


Figure 4: Elastic traffic, normalized flow throughput for PF allocation

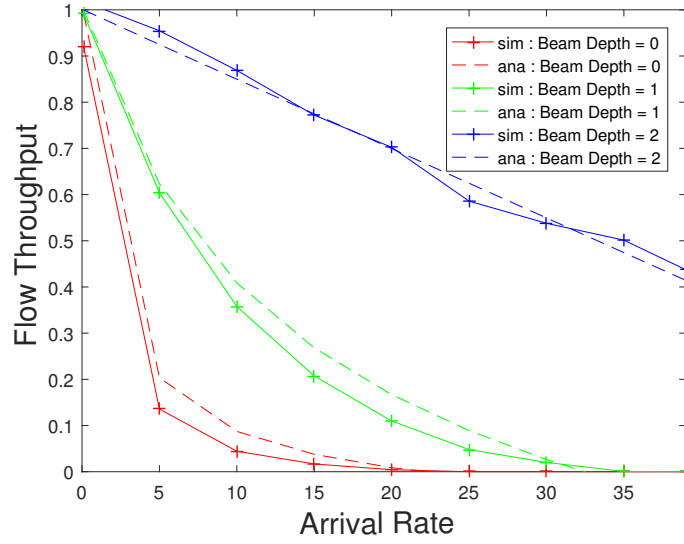


Figure 5: Elastic traffic, normalized flow throughput for MT allocation, approximation vs simulations.

beam of high depth, at a high data rate. This should dramatically increase the throughput (at the expense of delay, of course). We do not analyze this case here, but it seems rather natural that MT would have such a behaviour.

8.3 Streaming Traffic

We now turn to streaming traffic. We use the same values for the loads ρ and the arrival rates λ as in the previous case (up to a scalar multiplicative constant). On figure 6 we plot the blocking probabilities of the various beams $\mathbf{p}(\rho)$ with different depth as a function of the system load. As in all Erlang-like models, the blocking rate is almost equal to 0 for low loads, then rapidly increases once the load reaches a certain threshold. Furthermore, we can see that the system tends to penalize beams with low depth, in particular the root. It would be interesting to design admission control policies which correct that problem, although it does not seem straightforward.

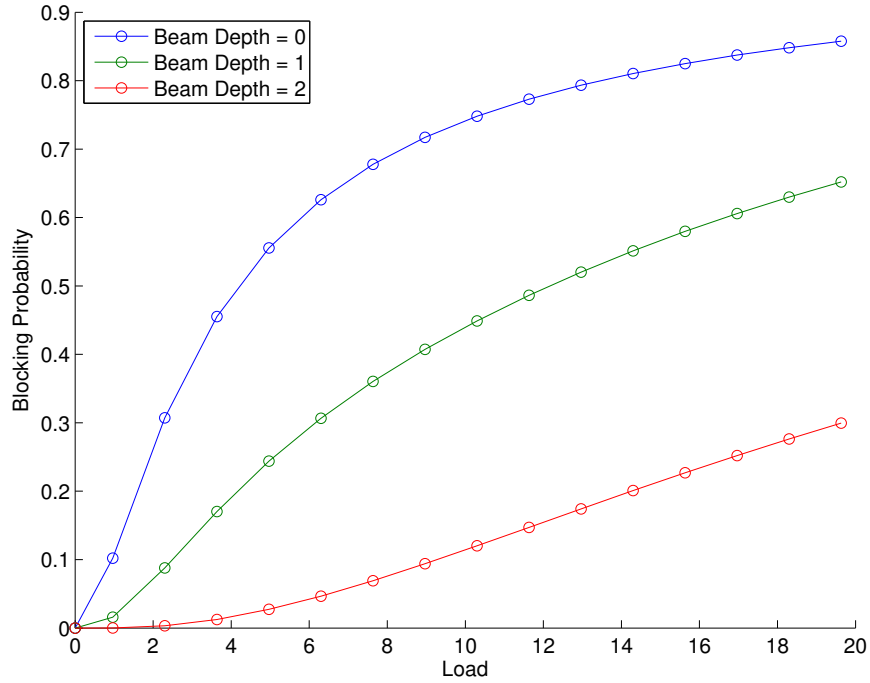


Figure 6: Streaming traffic, blocking probability

9 Conclusion

We have considered hierarchical beamforming in wireless networks, which is an attractive alternative to other beamforming techniques due to the existence of efficient algorithms for flow association and multi-flow scheduling. We have provided computationally efficient algorithms for fair rate allocation including proportional fairness, maximum throughput and max-min fairness, in order to perform resource allocation in real time. We next have proposed closed-form formulas for flow level performance, for both elastic (flow throughput) and streaming traffic (blocking rates).

References

- [1] ADAN, I., AND RESING, J. Lecture notes on queueing theory. In *Department of Mathematics and Computing Science Eindhoven University of Technology* (2015).
- [2] ALKHATEEB, A., GEERT, O. E. A. L., AND HEATH, R. Channel estimation and hybrid precoding for millimeter wave cellular systems. *IEEE Journal of Selected Topics in Signal Processing* (2014).
- [3] BOCCARDI, F., CLERCKX, B., GHOSH, A., HARDOUIN, E., JONGREN, G., KUSUME, K., ONGGOSANUSI, E., AND TANG, Y. Multiple-antenna techniques in LTE-advanced. *IEEE Communications Magazine* (2012).
- [4] BONALD, T., AND PROUTIERE, A. Wireless Downlink Data Channels: User Performance and Cell Dimensioning. In *Proc. of ACM Mobicom* (2003).
- [5] CHARASH, U. Reception through nakagami fading multipath channels with random delays. *IEEE Transactions on Communications* (1979).
- [6] HUR, S., KIM, T., LOVE, D. J., KROGMEIER, J. V., THOMAS, T. A., AND GHOSH, A. Millimeter wave beamforming for wireless backhaul and access in small cell networks. *IEEE Transactions on Communications* (2013).
- [7] JI, H., KIM, Y., LEE, J., ONGGOSANUSI, E., NAM, Y., ZHANG, J., LEE, B., AND SHIM, B. Overview of full-dimension MIMO in LTE-advanced Pro. *IEEE Communications Magazine* (2017).
- [8] KAUFMAN, J. Blocking in a shared resource environment. *IEEE Transactions on Communications* (1981).
- [9] KHLASS, A., T.BONALD, AND ELAYOUBI, S. Flow-level modeling of multi-user beamforming in mobile networks. In *Proc. of WiOpt* (2014).
- [10] MO, J., AND WALRAND, J. Fair End-to-End Window Based Congestion Control. *IEEE/ACM Transactions on Networking* (2000).

- [11] NOH, S., ZOLTOWSKI, M. D., AND LOVE, D. J. Multi-resolution codebook based beamforming sequence design in millimeter-wave systems. In *Proc. of IEEE GLOBECOM* (2015).
- [12] OSSEIRAN, A., BOCCARDI, F., BRAUN, V., KUSUME, K., MARSCH, P., MATERNIA, M., QUESETH, O., SCHELLMANN, M., SCHOTTEN, H., TAOKA, H., TULLBERG, H., UUSITALO, M. A., TIMUS, B., AND FALLGREN, M. Scenarios for 5g mobile and wireless communications: the vision of the metis project. *IEEE Communications Magazine* (2014).
- [13] ROBERTS, J. A service system with heterogeneous user requirements. *Performance of Data Communications systems and their applications* (1981).
- [14] TALL, A., ALTMAN, Z., AND ALTMAN, E. Multilevel beamforming for high data rate communication in 5G networks. In *arXiv* (2015).
- [15] XIAO, Z., XIA, P., AND XIA, X. G. Codebook design for millimeter-wave channel estimation with hybrid precoding structure. *IEEE Transactions on Wireless Communications* (2017).

APPENDIX

A Proof of Theorem 1

Stage 1 First consider $\gamma \in \mathbf{conv}(\mathcal{Z})$ and maximize the objective function with respect to $\delta \in \Delta$. The objective function is separable, so that we obtain $|V|$ independent problems:

$$\text{Maximize } \sum_{k \in \mathcal{K}(v)} f_\alpha(r_k \gamma_v \delta_k) \text{ subject to } \sum_{k \in \mathcal{K}(v)} \delta_k = 1$$

From the Karush-Kuhn-Tucker conditions, there exists ℓ_v such that the optimal value of δ satisfies: $(\gamma_v r_k)^{1-\alpha} \delta_k^{-\alpha} = \ell_v$ for all $k \in \mathcal{K}(v)$. Using $\sum_{k \in \mathcal{K}(v)} \delta_k = 1$ we get:

$$\delta_k^* = \frac{r_k^{\frac{1}{\alpha}-1}}{\sum_{k' \in \mathcal{K}(v)} r_{k'}^{\frac{1}{\alpha}-1}}$$

It is noted that δ^* is the optimal solution of the original problem since it does not depend on γ . Now set $\delta = \delta^*$ and it is noted that

$$\sum_{k \in \mathcal{K}(v)} f(r_k \gamma_v \delta_k^*) = \phi_v f_\alpha(\gamma_v) \text{ with } \phi_v = \left(\sum_{k \in \mathcal{K}(v)} r_k^{\frac{1}{\alpha}-1} \right)^\alpha.$$

Stage 2 The original problem reduces to a simpler one:

$$\text{Maximize } \sum_{v \in V} \phi_v f_\alpha(\gamma_v) \text{ subject to } \gamma \in \mathbf{conv}(\mathcal{Z}).$$

Using Proposition 1, we have that:

$$\mathbf{conv}(\mathcal{Z}) = \left\{ \gamma : \gamma_v = \kappa_v \prod_{v' \in \mathcal{A}(v)} (1 - \kappa_{v'}), \kappa \in [0, 1]^{|V|} \right\}$$

allowing another simplification:

$$\begin{aligned} & \text{Maximize } \sum_{v \in V} \phi_v f_\alpha \left(\kappa_v \prod_{v' \in \mathcal{A}(v)} (1 - \kappa_{v'}) \right) \\ & \text{subject to } \kappa \in [0, 1]^{|V|}. \end{aligned}$$

Define θ_v the optimal value of this optimization problem when only considering v and its descendants, i.e. the value of:

$$\begin{aligned} & \text{Maximize } \sum_{v' \in \mathcal{D}(v)} \phi_{v'} f_\alpha \left(\kappa_{v'} \prod_{v'' \in \mathcal{A}(v')} (1 - \kappa_{v''}) \right) \\ & \text{subject to } \kappa \in [0, 1]^{|V|}. \end{aligned}$$

Now maximizing with respect to κ_v :

$$\theta_v = \max_{\kappa_v \in [0,1]} \left[\phi_v \frac{\kappa_v^{1-\alpha}}{1-\alpha} + (1-\kappa_v)^{1-\alpha} \sum_{v': (v,v') \in E} \theta_{v'} \right].$$

Solving the maximization over κ_v gives:

$$\kappa_v^* = \left[1 + \left(\frac{1-\alpha}{\phi_v} \sum_{v': (v,v') \in E} \theta_{v'} \right)^{\frac{1}{\alpha}} \right]^{-1}.$$

and substituting in the definition of θ_v we get:

$$\theta_v = (\kappa_v^*)^{1-\alpha} \frac{\phi_v}{1-\alpha} + (1-\kappa_v^*)^{1-\alpha} \sum_{v': (v,v') \in E} \theta_{v'}.$$

When v is a leaf, we have $\theta_v = \frac{\phi_v}{1-\alpha}$, and the previous relation allows to calculate the value of θ_v and κ_v^* for all $v \in V$. Finally, the solution is given by the relation:

$$\gamma_v^* = \kappa_v^* \prod_{v' \in \mathcal{A}(v)} (1 - \kappa_{v'}^*)$$

which concludes the proof.

B Proof of Theorem 3

As mentionned above, the system is equivalent to a single M/M/1 queue with FIFO service order and priorities with preemptive resume, where customers of class $v \in V$ represent the users served by beam V . Namely, customers of class v receive service if and only if no customers of class $v+1, \dots, |V|$ are present in the system. The result is similar to [1], and we present a proof for completeness. Users of class $|V|$ have the highest priority and are not influenced by other classes so that $N_{|V|}(t)$ follows an M/M/1 process and we have:

$$\mathbb{E}(N_{|V|}(t)) = \frac{\rho_{|V|}}{1 - \rho_{|V|}}.$$

Now consider a class $v < |V|$. We denote by $\mathbb{E}(W_v)$ the mean amount of time a customer of class v spends in the system, including when receiving service. The waiting time of a customer served by v can be divided in epochs of length X_1, X_2, \dots as follows. The duration X_1 of first epoch equals the amount of work associated with all the customers with the same or higher priority present in the queue upon his arrival, including himself. The length X_2 of the second epoch equals the amount of higher priority work arriving during the first epoch (of duration X_1). The length of the third epoch equals the amount of higher

priority work arriving during the second epoch (of duration X_2), etc. This allows to express the waiting time as a sum:

$$\mathbb{E}(W_v) = \sum_{k \in \mathbb{N}} \mathbb{E}(X_k)$$

From the PASTA property, the amount of work with equal or higher priority upon arrival of a customer of class v (including himself) is:

$$\mathbb{E}(X_1) = \frac{1}{r_v} + \sum_{v' \geq v} \frac{\mathbb{E}(N_{v'}(t))}{r_{v'}}$$

The expected amount of work with higher priority arriving during a duration X_k is given by recursion:

$$\mathbb{E}(X_{k+1}) = \mathbb{E}(X_k) \left(\sum_{v' > v} \rho_{v'} \right) = \mathbb{E}(X_1) \left(\sum_{v' > v} \rho_{v'} \right)^{k-1}.$$

so that, summing:

$$\mathbb{E}(W_v) = \frac{\mathbb{E}(X_1)}{1 - \sum_{v' > v} \rho_{v'}}$$

Replacing $\mathbb{E}(X_1)$ by its expression:

$$\mathbb{E}(W_v) = \frac{1}{1 - \sum_{v' > v} \rho_{v'}} \left(\frac{1}{r_v} + \sum_{v' \geq v} \frac{\mathbb{E}(N_{v'}(t))}{r_{v'}} \right)$$

From Little's law, $\lambda_v \mathbb{E}(W_v) = \mathbb{E}(N_v(t))$ so that:

$$\frac{\mathbb{E}(N_v(t))}{\lambda_v} = \frac{1}{1 - \sum_{v' > v} \rho_{v'}} \left(\frac{1}{r_v} + \sum_{v' \geq v} \frac{\mathbb{E}(N_{v'}(t))}{r_{v'}} \right),$$

which yields the relation:

$$\mathbb{E}(N_v(t)) = \frac{\rho_v + \lambda_v \sum_{v' > v} \frac{\mathbb{E}(N_{v'}(t))}{r_{v'}}}{1 - \sum_{v' \geq v} \rho_{v'}}.$$

One may readily check by recursion that:

$$\mathbb{E}(N_v(t)) = \frac{\rho_v \left(1 + \sum_{v' \geq v} \rho_{v'} \left(\frac{r_v}{r_{v'}} - 1 \right) \right)}{\left(1 - \sum_{v' \geq v} \rho_{v'} \right) \left(1 - \sum_{v' > v} \rho_{v'} \right)}$$

which is the announced result.

C Definitions for trees

Given a directed tree $G = (V, E)$ we use the following terminology.

- Parent: v is a parent of v' iff $(v, v') \in E$,
- Child: v is a child of v' iff $(v', v) \in E$,
- Root: v is the root iff it has no parent.
- Leaf: v is a leaf if it has no children.
- Path: a path from v to v' of length ℓ is a set of vertices $(v_0, v_1), \dots, (v_{\ell-1}, v_\ell)$ in E such that $v_0 = v$ and $v_\ell = v'$.
- Depth: the depth of v is the length of the path from the root to v .
- Descendant: v' is a descendant of v if there exists a path from v to v'
- Ancestor: v' is an ancestor of v if there exists a path from v' to v
- Height of the tree: $h(G)$ is the maximal depth of a leaf.
- Degree of the tree: $d(G)$ is the maximal number of children of a node.
- Regular tree: a tree is d -regular if all nodes have degree 0 (for leaves) or d (for non-leaves).