

# Correlations of $\mu\mu$ , $e\mu$ , and $ee$ pairs in $p+p$ collisions at $\sqrt{s} = 200$ GeV and implications for $c\bar{c}$ and $b\bar{b}$ production mechanisms

C. Aidala,<sup>39</sup> Y. Akiba,<sup>50,51,\*</sup> M. Alfred,<sup>22</sup> V. Andrieux,<sup>39</sup> N. Apadula,<sup>27</sup> H. Asano,<sup>32,50</sup> B. Azmoun,<sup>7</sup> V. Babintsev,<sup>23</sup> A. Bagoly,<sup>16</sup> N.S. Bandara,<sup>38</sup> K.N. Barish,<sup>8</sup> S. Bathe,<sup>5,51</sup> A. Bazilevsky,<sup>7</sup> M. Beaumier,<sup>8</sup> R. Belmont,<sup>12</sup> A. Berdnikov,<sup>53</sup> Y. Berdnikov,<sup>53</sup> D.S. Blau,<sup>31,42</sup> M. Boer,<sup>34</sup> J.S. Bok,<sup>44</sup> M.L. Brooks,<sup>34</sup> J. Bryslawskyj,<sup>5,8</sup> V. Bumazhnov,<sup>23</sup> S. Campbell,<sup>13</sup> V. Canoa Roman,<sup>56</sup> R. Cervantes,<sup>56</sup> C.Y. Chi,<sup>13</sup> M. Chiu,<sup>7</sup> I.J. Choi,<sup>24</sup> J.B. Choi,<sup>10,†</sup> Z. Citron,<sup>61</sup> M. Connors,<sup>20,51</sup> N. Cronin,<sup>56</sup> M. Csanád,<sup>16</sup> T. Csörgő,<sup>17,62</sup> T.W. Danley,<sup>45</sup> M.S. Daugherty,<sup>1</sup> G. David,<sup>7,56</sup> K. DeBlasio,<sup>43</sup> K. Dehmelt,<sup>56</sup> A. Denisov,<sup>23</sup> A. Deshpande,<sup>51,56</sup> E.J. Desmond,<sup>7</sup> A. Dion,<sup>56</sup> D. Dixit,<sup>56</sup> J.H. Do,<sup>63</sup> A. Drees,<sup>56</sup> K.A. Drees,<sup>6</sup> J.M. Durham,<sup>34</sup> A. Durum,<sup>23</sup> A. Enokizono,<sup>50,52</sup> H. En'yo,<sup>50</sup> S. Esumi,<sup>59</sup> B. Fadem,<sup>40</sup> W. Fan,<sup>56</sup> N. Feege,<sup>56</sup> D.E. Fields,<sup>43</sup> M. Finger,<sup>9</sup> M. Finger, Jr.,<sup>9</sup> S.L. Fokin,<sup>31</sup> J.E. Frantz,<sup>45</sup> A. Franz,<sup>7</sup> A.D. Frawley,<sup>19</sup> Y. Fukuda,<sup>59</sup> C. Gal,<sup>56</sup> P. Gallus,<sup>14</sup> P. Garg,<sup>3,56</sup> H. Ge,<sup>56</sup> F. Giordano,<sup>24</sup> Y. Goto,<sup>50,51</sup> N. Grau,<sup>2</sup> S.V. Greene,<sup>60</sup> M. Grosse Perdekamp,<sup>24</sup> T. Gunji,<sup>11</sup> H. Guragain,<sup>20</sup> T. Hachiya,<sup>50,51</sup> J.S. Haggerty,<sup>7</sup> K.I. Hahn,<sup>18</sup> H. Hamagaki,<sup>11</sup> H.F. Hamilton,<sup>1</sup> S.Y. Han,<sup>18</sup> J. Hanks,<sup>56</sup> S. Hasegawa,<sup>28</sup> T.O.S. Haseler,<sup>20</sup> X. He,<sup>20</sup> T.K. Hemmick,<sup>56</sup> J.C. Hill,<sup>27</sup> K. Hill,<sup>12</sup> A. Hodges,<sup>20</sup> R.S. Hollis,<sup>8</sup> K. Homma,<sup>21</sup> B. Hong,<sup>30</sup> T. Hoshino,<sup>21</sup> N. Hotvedt,<sup>27</sup> J. Huang,<sup>7</sup> S. Huang,<sup>60</sup> K. Imai,<sup>28</sup> M. Inaba,<sup>59</sup> A. Iordanova,<sup>8</sup> D. Isenhower,<sup>1</sup> D. Ivanishchev,<sup>49</sup> B.V. Jacak,<sup>56</sup> M. Jezghani,<sup>20</sup> Z. Ji,<sup>56</sup> X. Jiang,<sup>34</sup> B.M. Johnson,<sup>7,20</sup> D. Jouan,<sup>47</sup> D.S. Jumper,<sup>24</sup> J.H. Kang,<sup>63</sup> D. Kapukchyan,<sup>8</sup> S. Karthas,<sup>56</sup> D. Kawall,<sup>38</sup> A.V. Kazantsev,<sup>31</sup> V. Khachatryan,<sup>56</sup> A. Khanzadeev,<sup>49</sup> C. Kim,<sup>8,30</sup> E.-J. Kim,<sup>10</sup> M. Kim,<sup>54</sup> D. Kincses,<sup>16</sup> E. Kistenev,<sup>7</sup> J. Klatsky,<sup>19</sup> P. Kline,<sup>56</sup> T. Koblesky,<sup>12</sup> D. Kotov,<sup>49,53</sup> S. Kudo,<sup>59</sup> K. Kurita,<sup>52</sup> Y. Kwon,<sup>63</sup> J.G. Lajoie,<sup>27</sup> A. Lebedev,<sup>27</sup> S. Lee,<sup>63</sup> S.H. Lee,<sup>27,56</sup> M.J. Leitch,<sup>34</sup> Y.H. Leung,<sup>56</sup> N.A. Lewis,<sup>39</sup> X. Li,<sup>34</sup> S.H. Lim,<sup>34,63</sup> M.X. Liu,<sup>34</sup> V-R Loggins,<sup>24</sup> S. Lökös,<sup>16,17</sup> K. Lovasz,<sup>15</sup> D. Lynch,<sup>7</sup> T. Majoros,<sup>15</sup> Y.I. Makdisi,<sup>6</sup> M. Makek,<sup>64</sup> V.I. Manko,<sup>31</sup> E. Mannel,<sup>7</sup> M. McCumber,<sup>34</sup> P.L. McGaughey,<sup>34</sup> D. McGlinchey,<sup>12,34</sup> C. McKinney,<sup>24</sup> M. Mendoza,<sup>8</sup> A.C. Mignerey,<sup>37</sup> D.E. Mihalik,<sup>56</sup> A. Milov,<sup>61</sup> D.K. Mishra,<sup>4</sup> J.T. Mitchell,<sup>7</sup> G. Mitsuka,<sup>51</sup> S. Miyasaka,<sup>50,58</sup> S. Mizuno,<sup>50,59</sup> P. Montuenga,<sup>24</sup> T. Moon,<sup>63</sup> D.P. Morrison,<sup>7</sup> S.I. Morrow,<sup>60</sup> T. Murakami,<sup>32,50</sup> J. Murata,<sup>50,52</sup> K. Nagai,<sup>58</sup> K. Nagashima,<sup>21</sup> T. Nagashima,<sup>52</sup> J.L. Nagle,<sup>12</sup> M.I. Nagy,<sup>16</sup> I. Nakagawa,<sup>50,51</sup> K. Nakano,<sup>50,58</sup> C. Natrass,<sup>57</sup> T. Niida,<sup>59</sup> R. Nouicer,<sup>7,51</sup> T. Novák,<sup>17,62</sup> N. Novitzky,<sup>56</sup> A.S. Nyanin,<sup>31</sup> E. O'Brien,<sup>7</sup> C.A. Ogilvie,<sup>27</sup> J.D. Orjuela Koop,<sup>12</sup> J.D. Osborn,<sup>39</sup> A. Oskarsson,<sup>35</sup> G.J. Ottino,<sup>43</sup> K. Ozawa,<sup>29,59</sup> V. Pantuev,<sup>25</sup> V. Papavassiliou,<sup>44</sup> J.S. Park,<sup>54</sup> S. Park,<sup>50,54,56</sup> S.F. Pate,<sup>44</sup> M. Patel,<sup>27</sup> W. Peng,<sup>60</sup> D.V. Perepelitsa,<sup>7,12</sup> G.D.N. Perera,<sup>44</sup> D.Yu. Peressounko,<sup>31</sup> C.E. PerezLara,<sup>56</sup> J. Perry,<sup>27</sup> R. Petti,<sup>7</sup> M. Phipps,<sup>7,24</sup> C. Pinkenburg,<sup>7</sup> R.P. Pisani,<sup>7</sup> M.L. Purschke,<sup>7</sup> P.V. Radzevich,<sup>53</sup> K.F. Read,<sup>46,57</sup> D. Reynolds,<sup>55</sup> V. Riabov,<sup>42,49</sup> Y. Riabov,<sup>49,53</sup> D. Richford,<sup>5</sup> T. Rinn,<sup>27</sup> S.D. Rolnick,<sup>8</sup> M. Rosati,<sup>27</sup> Z. Rowan,<sup>5</sup> J. Runchey,<sup>27</sup> A.S. Safonov,<sup>53</sup> T. Sakaguchi,<sup>7</sup> H. Sako,<sup>28</sup> V. Samsonov,<sup>42,49</sup> M. Sarsour,<sup>20</sup> S. Sato,<sup>28</sup> B. Schaefer,<sup>60</sup> B.K. Schmoll,<sup>57</sup> K. Sedgwick,<sup>8</sup> R. Seidl,<sup>50,51</sup> A. Sen,<sup>27,57</sup> R. Seto,<sup>8</sup> A. Sexton,<sup>37</sup> D. Sharma,<sup>56</sup> I. Shein,<sup>23</sup> T.-A. Shibata,<sup>50,58</sup> K. Shigaki,<sup>21</sup> M. Shimomura,<sup>27,41</sup> T. Shioya,<sup>59</sup> P. Shukla,<sup>4</sup> A. Sickles,<sup>24</sup> C.L. Silva,<sup>34</sup> D. Silvermyr,<sup>35</sup> B.K. Singh,<sup>3</sup> C.P. Singh,<sup>3</sup> V. Singh,<sup>3</sup> M.J. Skoby,<sup>39</sup> M. Slunečka,<sup>9</sup> M. Snowball,<sup>34</sup> R.A. Soltz,<sup>33</sup> W.E. Sondheim,<sup>34</sup> S.P. Sorensen,<sup>57</sup> I.V. Sourikova,<sup>7</sup> P.W. Stankus,<sup>46</sup> S.P. Stoll,<sup>7</sup> T. Sugitate,<sup>21</sup> A. Sukhanov,<sup>7</sup> T. Sumita,<sup>50</sup> J. Sun,<sup>56</sup> Z. Sun,<sup>15</sup> Z. Sun,<sup>15</sup> J. Sziklai,<sup>62</sup> K. Tanida,<sup>28,51,54</sup> M.J. Tannenbaum,<sup>7</sup> S. Tarafdar,<sup>60,61</sup> A. Taranenko,<sup>42</sup> A. Taranenko,<sup>42,55</sup> G. Tarnai,<sup>15</sup> R. Tieulent,<sup>20,36</sup> A. Timilsina,<sup>27</sup> T. Todoroki,<sup>59</sup> M. Tomášek,<sup>14</sup> C.L. Towell,<sup>1</sup> R.S. Towell,<sup>1</sup> I. Tserruya,<sup>61</sup> Y. Ueda,<sup>21</sup> B. Ujvari,<sup>15</sup> H.W. van Hecke,<sup>34</sup> J. Velkovska,<sup>60</sup> M. Virius,<sup>14</sup> V. Vrba,<sup>14,26</sup> N. Vukman,<sup>64</sup> X.R. Wang,<sup>44,51</sup> Y.S. Watanabe,<sup>11</sup> C.P. Wong,<sup>20</sup> C.L. Woody,<sup>7</sup> C. Xu,<sup>44</sup> Q. Xu,<sup>60</sup> L. Xue,<sup>20</sup> S. Yalcin,<sup>56</sup> Y.L. Yamaguchi,<sup>51,56</sup> H. Yamamoto,<sup>59</sup> A. Yanovich,<sup>23</sup> J.H. Yoo,<sup>30</sup> I. Yoon,<sup>54</sup> H. Yu,<sup>44,48</sup> I.E. Yushmanov,<sup>31</sup> W.A. Zajc,<sup>13</sup> A. Zelenski,<sup>6</sup> S. Zharko,<sup>53</sup> and L. Zou<sup>8</sup>

(PHENIX Collaboration)

<sup>1</sup>Abilene Christian University, Abilene, Texas 79699, USA

<sup>2</sup>Department of Physics, Augustana University, Sioux Falls, South Dakota 57197, USA

<sup>3</sup>Department of Physics, Banaras Hindu University, Varanasi 221005, India

<sup>4</sup>Bhabha Atomic Research Centre, Bombay 400 085, India

<sup>5</sup>Baruch College, City University of New York, New York, New York, 10010 USA

<sup>6</sup>Collider-Accelerator Department, Brookhaven National Laboratory, Upton, New York 11973-5000, USA

<sup>7</sup>Physics Department, Brookhaven National Laboratory, Upton, New York 11973-5000, USA

<sup>8</sup>University of California-Riverside, Riverside, California 92521, USA

<sup>9</sup>Charles University, Ovocný trh 5, Praha 1, 116 36, Prague, Czech Republic

- <sup>10</sup>Chonbuk National University, Jeonju, 561-756, Korea
- <sup>11</sup>Center for Nuclear Study, Graduate School of Science, University of Tokyo, 7-3-1 Hongo, Bunkyo, Tokyo 113-0033, Japan
- <sup>12</sup>University of Colorado, Boulder, Colorado 80309, USA
- <sup>13</sup>Columbia University, New York, New York 10027 and Nevis Laboratories, Irvington, New York 10533, USA
- <sup>14</sup>Czech Technical University, Žitkova 4, 166 36 Prague 6, Czech Republic
- <sup>15</sup>Debrecen University, H-4010 Debrecen, Egyetem tér 1, Hungary
- <sup>16</sup>ELTE, Eötvös Loránd University, H-1117 Budapest, Pázmány P. s. 1/A, Hungary
- <sup>17</sup>Eszterházy Károly University, Károly Róbert Campus, H-3200 Gyöngyös, Mátrai út 36, Hungary
- <sup>18</sup>Ewha Womans University, Seoul 120-750, Korea
- <sup>19</sup>Florida State University, Tallahassee, Florida 32306, USA
- <sup>20</sup>Georgia State University, Atlanta, Georgia 30303, USA
- <sup>21</sup>Hiroshima University, Kagamiyama, Higashi-Hiroshima 739-8526, Japan
- <sup>22</sup>Department of Physics and Astronomy, Howard University, Washington, DC 20059, USA
- <sup>23</sup>IHEP Protvino, State Research Center of Russian Federation, Institute for High Energy Physics, Protvino, 142281, Russia
- <sup>24</sup>University of Illinois at Urbana-Champaign, Urbana, Illinois 61801, USA
- <sup>25</sup>Institute for Nuclear Research of the Russian Academy of Sciences, prospekt 60-letiya Oktyabrya 7a, Moscow 117312, Russia
- <sup>26</sup>Institute of Physics, Academy of Sciences of the Czech Republic, Na Slovance 2, 182 21 Prague 8, Czech Republic
- <sup>27</sup>Iowa State University, Ames, Iowa 50011, USA
- <sup>28</sup>Advanced Science Research Center, Japan Atomic Energy Agency, 2-4 Shirakata Shirane, Tokai-mura, Naka-gun, Ibaraki-ken 319-1195, Japan
- <sup>29</sup>KEK, High Energy Accelerator Research Organization, Tsukuba, Ibaraki 305-0801, Japan
- <sup>30</sup>Korea University, Seoul, 136-701, Korea
- <sup>31</sup>National Research Center “Kurchatov Institute”, Moscow, 123098 Russia
- <sup>32</sup>Kyoto University, Kyoto 606-8502, Japan
- <sup>33</sup>Lawrence Livermore National Laboratory, Livermore, California 94550, USA
- <sup>34</sup>Los Alamos National Laboratory, Los Alamos, New Mexico 87545, USA
- <sup>35</sup>Department of Physics, Lund University, Box 118, SE-221 00 Lund, Sweden
- <sup>36</sup>IPNL, CNRS/IN2P3, Univ Lyon, Université Lyon 1, F-69622, Villeurbanne, France
- <sup>37</sup>University of Maryland, College Park, Maryland 20742, USA
- <sup>38</sup>Department of Physics, University of Massachusetts, Amherst, Massachusetts 01003-9337, USA
- <sup>39</sup>Department of Physics, University of Michigan, Ann Arbor, Michigan 48109-1040, USA
- <sup>40</sup>Muhlenberg College, Allentown, Pennsylvania 18104-5586, USA
- <sup>41</sup>Nara Women’s University, Kita-uoya Nishi-machi Nara 630-8506, Japan
- <sup>42</sup>National Research Nuclear University, MEPhI, Moscow Engineering Physics Institute, Moscow, 115409, Russia
- <sup>43</sup>University of New Mexico, Albuquerque, New Mexico 87131, USA
- <sup>44</sup>New Mexico State University, Las Cruces, New Mexico 88003, USA
- <sup>45</sup>Department of Physics and Astronomy, Ohio University, Athens, Ohio 45701, USA
- <sup>46</sup>Oak Ridge National Laboratory, Oak Ridge, Tennessee 37831, USA
- <sup>47</sup>IPN-Orsay, Univ. Paris-Sud, CNRS/IN2P3, Université Paris-Saclay, BP1, F-91406, Orsay, France
- <sup>48</sup>Peking University, Beijing 100871, People’s Republic of China
- <sup>49</sup>PNPI, Petersburg Nuclear Physics Institute, Gatchina, Leningrad region, 188300, Russia
- <sup>50</sup>RIKEN Nishina Center for Accelerator-Based Science, Wako, Saitama 351-0198, Japan
- <sup>51</sup>RIKEN BNL Research Center, Brookhaven National Laboratory, Upton, New York 11973-5000, USA
- <sup>52</sup>Physics Department, Rikkyo University, 3-34-1 Nishi-Ikebukuro, Toshima, Tokyo 171-8501, Japan
- <sup>53</sup>Saint Petersburg State Polytechnic University, St. Petersburg, 195251 Russia
- <sup>54</sup>Department of Physics and Astronomy, Seoul National University, Seoul 151-742, Korea
- <sup>55</sup>Chemistry Department, Stony Brook University, SUNY, Stony Brook, New York 11794-3400, USA
- <sup>56</sup>Department of Physics and Astronomy, Stony Brook University, SUNY, Stony Brook, New York 11794-3800, USA
- <sup>57</sup>University of Tennessee, Knoxville, Tennessee 37996, USA
- <sup>58</sup>Department of Physics, Tokyo Institute of Technology, Oh-okayama, Meguro, Tokyo 152-8551, Japan
- <sup>59</sup>Tomonaga Center for the History of the Universe, University of Tsukuba, Tsukuba, Ibaraki 305, Japan
- <sup>60</sup>Vanderbilt University, Nashville, Tennessee 37235, USA
- <sup>61</sup>Weizmann Institute, Rehovot 76100, Israel
- <sup>62</sup>Institute for Particle and Nuclear Physics, Wigner Research Centre for Physics, Hungarian Academy of Sciences (Wigner RCP, RMKI) H-1525 Budapest 114, POBox 49, Budapest, Hungary
- <sup>63</sup>Yonsei University, IPAP, Seoul 120-749, Korea
- <sup>64</sup>Department of Physics, Faculty of Science, University of Zagreb, Bijenička c. 32 HR-10002 Zagreb, Croatia

(Dated: March 2, 2022)

PHENIX has measured the azimuthal correlations of muon pairs from charm and bottom semi-leptonic decays in  $p+p$  collisions at  $\sqrt{s} = 200$  GeV, using a novel analysis technique utilizing both unlike- and like-sign muon pairs to separate charm, bottom and Drell-Yan contributions. The dimuon measurements combined with the previous electron-muon and dielectron measurements span a wide range in rapidity, and are well described by PYTHIA Tune A. Through a Bayesian analysis

based on PYTHIA Tune A, we show that leading order pair creation is the dominant ( $76\% \pm_{19}^{14}\%$ ) contribution for  $b\bar{b}$  production, whereas the data favor the scenario in which next-to-leading-order processes dominate  $c\bar{c}$  production. The small contribution of next-to-leading-order processes in  $b\bar{b}$  production at the collision energies of the Relativistic Heavy Ion Collider contrasts with the case at Large-Hadron-Collider energies, where next-to-leading-order processes are expected to dominate.

Despite substantial experimental and theoretical efforts in recent years, our understanding of heavy flavor production in  $p+p$  collisions remains incomplete. Differential cross section measurements, particularly for charm, are systematically higher than the central values of theoretical predictions [1–6] for collision energies from the Relativistic Heavy Ion Collider (RHIC) [7–9] to the Large Hadron Collider (LHC) [10–14], and are only consistent when large theoretical uncertainties are considered.

Angular correlations of quarks and anti-quarks are a unique probe for studying heavy flavor production in  $p+p$  collisions. Leading-order (LO) pair-creation processes feature a strong back-to-back azimuthal angular correlation, while the distributions from next-to-leading order (NLO) processes are broader [3, 15]. Thus, relative contributions from different production mechanisms can be disentangled by studying the azimuthal angular correlations of heavy mesons or their decay products. As the fraction of NLO processes is expected to increase with beam energy [3], angular correlations provide an important handle for investigating the energy dependence of heavy flavor production.

Only a few heavy-flavor correlation measurements have been performed at high energies. At the Tevatron [16] and the LHC [17, 18] data are reasonably well described by NLO perturbative quantum chromodynamics (pQCD) calculations, but only a few quantitative constraints have been extracted on the relative contributions of different heavy-flavor production mechanisms. At RHIC, inclusive heavy flavor (dominated by  $c\bar{c}$ )  $ee$  [19] and  $e\mu$  [20] measurements at mid-midrapidity and mid-forward rapidity in  $p+p$  collisions at  $\sqrt{s} = 200$  GeV are consistent with pQCD models within experimental uncertainties. However, the limited statistical accuracy of these measurements prohibit us from providing strong constraints on heavy flavor production mechanisms.

PHENIX [21] has recently measured azimuthal correlations of  $\mu\mu$  pairs from  $c\bar{c}$  and  $b\bar{b}$  [22] in  $p+p$  collisions at  $\sqrt{s} = 200$  GeV, using the high statistics data set taken in 2015 that corresponds to an integrated luminosity of  $\int \mathcal{L} dt = 51 \text{ pb}^{-1}$ . The  $\mu\mu$  data, together with the previous  $ee$  and  $e\mu$  measurements cover a wide kinematic range. Here, we present an analysis of  $c\bar{c}$  and  $b\bar{b}$  correlations in  $p+p$  collisions at  $\sqrt{s} = 200$  GeV, where we combine the  $\mu\mu$ ,  $e\mu$  and  $ee$  measurements to constrain the  $c\bar{c}$  and  $b\bar{b}$  production mechanisms.

A complete description of the  $\mu\mu$  analysis can be found in [22]. The  $\mu\mu$  pairs from  $c\bar{c}$ ,  $b\bar{b}$ , Drell-Yan and hadronic pairs (arising from kaons and pions) are separated via a simultaneous fit to unlike- and like-sign pairs in mass and

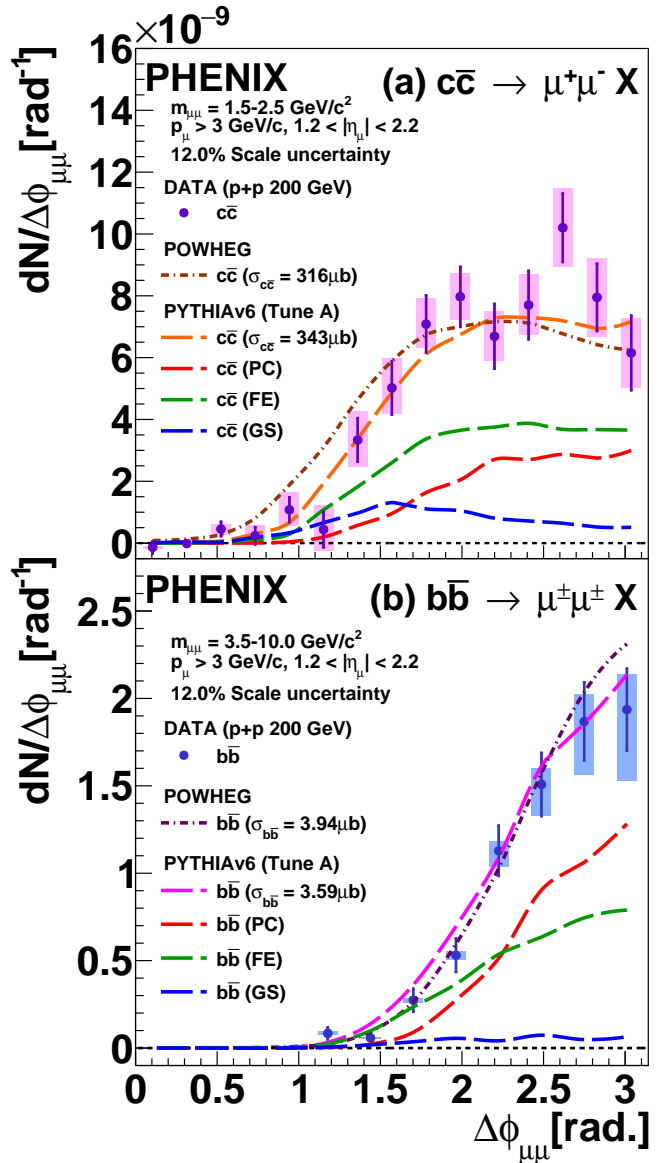


FIG. 1. Dimuon azimuthal correlations from  $c\bar{c}$  (a) and  $b\bar{b}$  (b) compared to PYTHIA and POWHEG.

transverse momentum  $p_T$ . The highlight of the analysis is the extraction of azimuthal correlations of  $\mu\mu$  from  $b\bar{b}$  utilizing like-sign pairs. Decays from  $c\bar{c}$  or the Drell-Yan mechanism result in unlike-sign pairs only; in contrast  $b\bar{b}$  can result in like-sign pairs either via a combination of  $B \rightarrow \mu$  and  $B \rightarrow D \rightarrow \mu$  decay chains or decays following  $B^0\bar{B}^0$  oscillations. These pairs dominate the high mass like-sign spectrum ( $3.5 < m_{\mu\mu} [\text{GeV}/c^2] < 10.0$ ), which

allows isolating a sample of dimuons from  $b\bar{b}$  and hadronic pairs with  $S/B \sim 1$ . The hadronic pairs are subtracted, and the remaining  $\mu\mu$  pairs are corrected for efficiency to obtain the  $b\bar{b}$  yields.

Figure 1 shows the  $\mu\mu$  pair yield from  $c\bar{c}$  and  $b\bar{b}$  separately as a function of the azimuthal angle between the two muons. Distributions from the event generators, PYTHIA v6.428 [2] and POWHEG v1.0 [4] (interfaced with PYTHIA v8.100 [23]) are compared to the data. For PYTHIA, contributions from pair creation (PC), flavor excitation (FE), and gluon splitting (GS) [3] are shown separately. PYTHIA and POWHEG treat the NLO corrections differently: PYTHIA implements NLO corrections with a parton-shower approach, while NLO corrections are directly implemented in the hard process using NLO matrix elements in POWHEG. Tune A parameters [24] are used for PYTHIA; default settings are used for POWHEG. Details on the simulation setup can be found in [22]. Generated distributions are normalized using cross sections obtained in the fitting procedure documented in [22] ( $\sigma_{c\bar{c}} = 343 \mu\text{b}$ ,  $\sigma_{b\bar{b}} = 3.59 \mu\text{b}$  for PYTHIA,  $\sigma_{c\bar{c}} = 316 \mu\text{b}$ ,  $\sigma_{b\bar{b}} = 3.94 \mu\text{b}$  for POWHEG).

Figure 2 shows the measured heavy flavor  $ee$  [19] and  $e\mu$  [20] yields, as a function of the azimuthal opening angle  $\Delta\phi_{e\mu}$  and the opening angle  $\theta_{ee}^{\text{op}}$ , respectively. These yields are extracted in distinctly different (pseudo)rapidity regions ( $e\mu$  :  $|\eta_e| < 0.5, 1.4 < |\eta_\mu| < 2.1$ ;  $ee$  :  $|y_e| < 0.35$ ) compared to the  $\mu\mu$  pairs ( $\mu\mu$  :  $1.2 < |\eta_\mu| < 2.2$ ). The  $e\mu$  pairs contain contributions from  $c\bar{c}$  and  $b\bar{b}$ , while the  $ee$  pairs contain also additional but negligible ( $< 0.5\%$ ) contributions from Drell-Yan. Distributions from  $c\bar{c}$  and  $b\bar{b}$  generated from PYTHIA and POWHEG are normalized using the cross sections obtained in the  $\mu\mu$  analysis [22], and compared to data. In both cases, the yield is dominated by pairs from  $c\bar{c}$ .

Although the correlations of the lepton pairs are measured within limited detector acceptance and have additional kinematic constraints, a strong back-to-back peak is observed for leading order PC for both  $c\bar{c}$  and  $b\bar{b}$ . Distributions from FE and GS are significantly broader than those from PC. To quantify the consistency with data, we calculate a modified  $\tilde{\chi}^2$  [25] that takes systematic uncertainties into account. For  $b\bar{b}$ , the  $\tilde{\chi}^2/NDF$  values for PYTHIA and POWHEG are 9.8/7 and 7.2/7, respectively, which indicates that the azimuthal correlations for  $b\bar{b}$  are well described by both models. For  $c\bar{c}$ , the  $\tilde{\chi}^2/NDF$  values of PYTHIA and POWHEG are 20.1/14 and 35.8/14, respectively. While the  $\mu\mu$  data are well described by PYTHIA, the distribution from POWHEG are wider than in the data. The  $\tilde{\chi}^2/NDF$  value obtained by comparing PYTHIA to the  $c\bar{c}$  dominated  $ee$  and  $e\mu$  measurements and the  $c\bar{c}$  only  $\mu\mu$  measurement is 59.6/47. This indicates PYTHIA can describe both the rapidity dependence and angular correlations of  $c\bar{c}$  production well. The corresponding  $\tilde{\chi}^2/NDF$  value for POWHEG is 94.2/47.

Because distributions of decay lepton pairs are highly

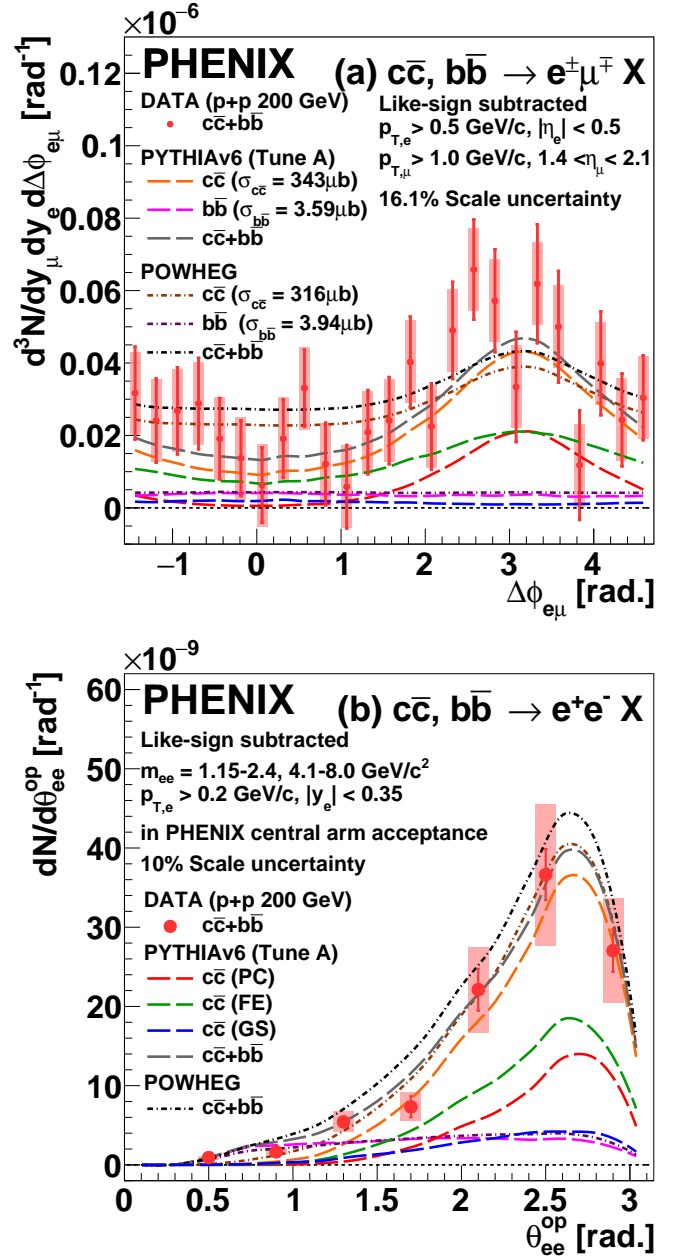


FIG. 2. Electron-muon azimuthal correlations from  $c\bar{c}$  and  $b\bar{b}$  (a), and dielectron opening angle distributions from  $c\bar{c}$  and  $b\bar{b}$  (b), compared to PYTHIA and POWHEG. The legends are shared among panels (a) and (b).

correlated to the  $c$  and  $\bar{c}$  quarks [19], this indicates that the description of  $c\bar{c}$  quark correlations between PYTHIA and POWHEG is intrinsically different at the quark level. In addition, we observe that at  $\Delta\phi < \pi/2$  which is dominated by NLO processes, POWHEG always predicts more yield than PYTHIA; while the ratio of the yields at  $\Delta\phi > \pi/2$  of POWHEG to PYTHIA decreases with rapidity in the measured phase spaces. Because leading order processes are peaked near  $\Delta\phi = \pi$ , this may imply that

the rapidity dependence of the ratio of LO to NLO contributions is different between the two models.

To further constrain the production mechanisms of  $c\bar{c}$  and  $b\bar{b}$ , we perform a simultaneous shape analysis of the  $\mu\mu$ ,  $e\mu$ , and  $ee$  data shown in Figs. 1 and 2 using Bayesian inference. Because the measurements cover different parts of phase space, extrapolations are unavoidable. PYTHIA Tune A gives good agreement with multiple measurements made at the Tevatron [26], as well as jet and underlying event measurements from PHENIX [27] and STAR [28]; we thus focus on Tune A for this study.

The analysis is performed separately for  $c\bar{c}$  and  $b\bar{b}$ . For  $b\bar{b}$ , we only use the  $\mu\mu$  data set, whereas for  $c\bar{c}$ , the  $ee$ ,  $e\mu$  and  $\mu\mu$  data sets are used. For  $ee$  and  $e\mu$  data, we first subtract the expected  $b\bar{b}$  yield from the two data sets and assign additional systematic uncertainties on extrapolation ( $\sim 2\%$ ) and normalization ( $\sim 6\%$ ). The extrapolation uncertainties are estimated by taking the difference between PYTHIA and POWHEG; the uncertainties on the normalization are taken from [22].

For  $c\bar{c}$  or  $b\bar{b}$ , the model prediction of the yield,  $\mathbf{T} = \{T_{i,j}\}$  for the  $i^{\text{th}}$  data set, either  $\mu^+\mu^-$ ,  $e\mu$ , or  $ee$  for  $c\bar{c}$  and  $\mu^\pm\mu^\pm$  for  $b\bar{b}$ , in the  $j^{\text{th}}$  (azimuthal) opening angle bin can be written as:

$$T_{i,j}(\mathbf{F}, \sigma_{\text{HF}}) = \sigma_{\text{HF}} \sum_{\alpha} f_{\alpha} Y_{\alpha,i,j}, \quad (1)$$

where  $\mathbf{F} = (F_{\text{PC}}, F_{\text{FE}}, F_{\text{GS}})$  is the relative contribution to heavy flavor production in  $4\pi$  phase space from the three considered processes PC, FE, and GS,  $\sigma_{\text{HF}}$  is the total heavy flavor cross section in  $4\pi$ , and  $Y_{\alpha,i,j}$  is the yield in the measured phase space of the  $i^{\text{th}}$  data set (indicated in Figs. 1 and 2) for the  $j^{\text{th}}$  bin per event generated involving the  $\alpha$  process, where  $\alpha = \text{PC}, \text{FE}$  or  $\text{GS}$ . The quantity that we constrain from the data is the relative contribution  $\mathbf{F}$ , which is directly related to the shape of the angular distributions. The total heavy flavor cross section  $\sigma_{\text{HF}}$  sets the overall normalization and is unimportant for this shape analysis.

The shape analysis of the angular distributions is sensitive to systematic uncertainties. The background subtraction is the dominant source of systematic uncertainty for all lepton-pair combinations. It introduces systematic uncertainties of  $\sim 20\%$  for  $\mu\mu$  from  $c\bar{c}$  [22],  $\sim 15\%$  for  $\mu\mu$  from  $b\bar{b}$  [22],  $\sim 30\%$  for  $e\mu$  [20], and  $\sim 20\%$  for  $ee$  [19], which affects the data points in a correlated manner. We adopt a Bayesian approach to account for these systematic variations,

Based on Eq. 1, we can construct a vector of model parameters  $\boldsymbol{\theta}$ , which comprise the relative fractions of heavy flavor production processes  $\mathbf{F}$  and the heavy flavor cross section  $\sigma_{\text{HF}}$ . In the Bayesian approach, systematic uncertainties are naturally accounted for by incorporating nuisance parameters  $\mathbf{n}$  into  $\boldsymbol{\theta}$ , where each nuisance

parameter corresponds to one source of systematic uncertainty (see [29] for a pedagogical review). From Bayes' rule, one can write:

$$P(\mathbf{F}, \sigma_{\text{HF}}, \mathbf{n} | D) = \frac{P(D | \mathbf{F}, \sigma_{\text{HF}}, \mathbf{n}) \cdot P(\mathbf{F}, \sigma_{\text{HF}}, \mathbf{n})}{P(D)}. \quad (2)$$

The quantity that we want to obtain is  $P(\mathbf{F} | D)$ . We assume a noninformative prior for  $\mathbf{F}$ , i.e. a uniform distribution in the *physical region*, in which the values  $F_i$ , where  $i = \text{PC}, \text{FE}, \text{GS}$ , lie between zero and one and sum to one.

To compute  $P(\mathbf{F} | D)$  from Eq. 2, we adopt a Monte Carlo approach, in which multiple sets of nuisance parameters  $\mathbf{n}^*$  are randomly generated. For each set of  $\mathbf{n}^*$ , the data  $D$  are perturbed according to  $\mathbf{n}^*$ , and  $\sigma_{\text{HF}}$  is constrained via a 1-parameter  $\chi^2$  fit to the data. The posterior probability density  $P(\mathbf{F}, \sigma_{\text{HF}}, \mathbf{n}^* | D)$  is then summed over different sets of  $\mathbf{n}^*$  and normalized to unity in order to obtain  $P(\mathbf{F} | D)$ . Finally, we construct 68% and 95% credible intervals from  $P(\mathbf{F} | D)$ ; boundaries of the intervals are contours of the posterior probability density  $P(\mathbf{F} | D)$ .

The final results are presented in Fig. 3 in different projections of  $\mathbf{F}$ . For  $c\bar{c}$  ( $b\bar{b}$ ), the PYTHIA Tune A implementation lies within the 68% (95%) credible intervals obtained from our analysis. For the case of  $c\bar{c}$ , a positive correlation is observed between  $F_{\text{PC}}$  and  $F_{\text{GS}}$ , both of which are individually anti-correlated with  $F_{\text{FE}}$ . This is explained by the observation that the data sets can be reasonably well described by the following two cases:  $\mathbf{F} = (0\%, 100\%, 0\%)$  and  $\mathbf{F} = (62\%, 0\%, 38\%)$ . From the posterior probability distributions, it is observed that the hierarchy  $F_{\text{FE}} > F_{\text{PC}} > F_{\text{GS}}$  is favored, consistent with the expectation from PYTHIA.

In contrast to  $c\bar{c}$ , PC is clearly the dominant ( $76\% \pm_{19}^{14}\%$ ) production process for  $b\bar{b}$ . Compared to  $c\bar{c}$ , the ordering of contributions from of PC and FE is reversed  $F_{\text{PC}} > F_{\text{FE}} > F_{\text{GS}}$ , again consistent with the expectation from PYTHIA. The reversal in the hierarchy for  $b\bar{b}$  arises from the larger  $b$  quark mass, which sets more demanding kinematic requirements for NLO processes.

The upper limits corresponding to the 95% credible intervals for  $F_{\text{GS}}$  for  $c\bar{c}$  and  $b\bar{b}$  are 52% and 31% respectively. These limits take into consideration extreme cases in which only PC and GS contribute to the yield but FE does not. Priors with extra physical considerations may be incorporated to impose more stringent constraints in  $\mathbf{F}$ , however this is beyond the scope of our study.

In summary, we have presented an analysis of angular correlations of  $\mu\mu$ ,  $e\mu$ , and  $ee$  pairs from  $c\bar{c}$  and  $b\bar{b}$  measured in  $p+p$  collisions at  $\sqrt{s} = 200$  GeV at forward-forward, mid-forward, and mid-midrapidity, respectively. All measured angular correlations can be consistently described by distributions obtained from PYTHIA Tune

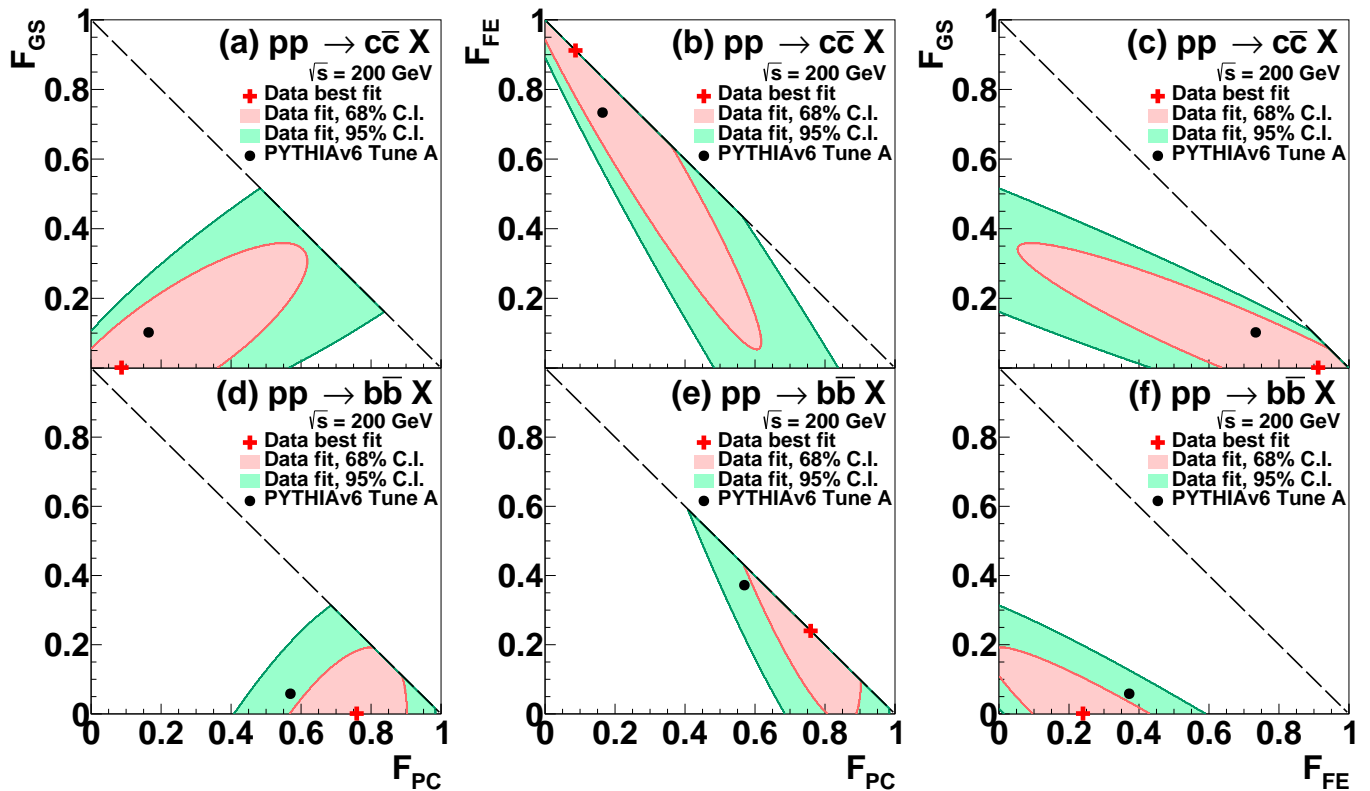


FIG. 3. Credible intervals for (a,b,c)  $c\bar{c}$  and (d,e,f)  $b\bar{b}$  production mechanisms extracted from data and PYTHIA Tune A.

A. In contrast, angular correlations generated using POWHEG are broader than those from data.

Based on PYTHIA Tune A, we have performed a shape analysis using the combined data on heavy flavor angular correlations at  $\sqrt{s} = 200$  GeV. This analysis constrains the relative contributions of the leading order pair creation, and next-to-leading order flavor excitation and gluon splitting processes, separately for  $c\bar{c}$  and  $b\bar{b}$ . The data indicate that the dominant production mechanism of  $b\bar{b}$  production is pair creation, and supports the scenario in which flavor excitation dominates  $c\bar{c}$  production. Similar measurements in  $p+p$  collisions at different energies will provide insight on the energy dependence of heavy quark production mechanisms.

At RHIC energies, heavy quarks can be utilized to study initial gluon dynamics due to the small fraction of gluon splitting contribution. Besides  $p+p$  collisions, heavy quarks are commonly used to study nuclear matter effects in  $p+A$  and  $A+A$  collisions with the assumption that heavy quarks are mostly produced in the early stages of collisions. Similar measurements in  $p+A$  may shed light on process dependent cold nuclear matter effects. A solid understanding of the contributions of heavy flavor processes in  $p+p$  and  $p+A$  collisions will be critical to precisely interpret results in  $A+A$  collisions, which suffer complications due to the contribution from gluon splitting process, particularly at LHC energies [30, 31].

We thank the staff of the Collider-Accelerator and Physics Departments at Brookhaven National Laboratory and the staff of the other PHENIX participating institutions for their vital contributions. We acknowledge support from the Office of Nuclear Physics in the Office of Science of the Department of Energy, the National Science Foundation, Abilene Christian University Research Council, Research Foundation of SUNY, and Dean of the College of Arts and Sciences, Vanderbilt University (U.S.A), Ministry of Education, Culture, Sports, Science, and Technology and the Japan Society for the Promotion of Science (Japan), Conselho Nacional de Desenvolvimento Científico e Tecnológico and Fundação de Amparo à Pesquisa do Estado de São Paulo (Brazil), Natural Science Foundation of China (People's Republic of China), Croatian Science Foundation and Ministry of Science and Education (Croatia), Ministry of Education, Youth and Sports (Czech Republic), Centre National de la Recherche Scientifique, Commissariat à l'Énergie Atomique, and Institut National de Physique Nucléaire et de Physique des Particules (France), Bundesministerium für Bildung und Forschung, Deutscher Akademischer Austausch Dienst, and Alexander von Humboldt Stiftung (Germany), J. Bolyai Research Scholarship, EFOP, the New National Excellence Program (ÚNKP), NKFIH, and OTKA (Hungary), Department of Atomic Energy and Department of Science and Technology (India), Israel



Science Foundation (Israel), Basic Science Research Program through NRF of the Ministry of Education (Korea), Physics Department, Lahore University of Management Sciences (Pakistan), Ministry of Education and Science, Russian Academy of Sciences, Federal Agency of Atomic Energy (Russia), VR and Wallenberg Foundation (Sweden), the U.S. Civilian Research and Development Foundation for the Independent States of the Former Soviet Union, the Hungarian American Enterprise Scholarship Fund, the US-Hungarian Fulbright Foundation, and the US-Israel Binational Science Foundation.

\* PHENIX Spokesperson: akiba@rcf.rhic.bnl.gov

† Deceased

- [1] M. Cacciari, M. Greco, and P. Nason, “The  $p_T$  spectrum in heavy flavor hadroproduction,” *J. High Energy Phys.* **05 (1998)** 007.
- [2] T. Sjostrand, S. Mrenna, and P. Z. Skands, “PYTHIA 6.4 Physics and Manual,” *J. High Energy Phys.* **05 (2006)** 026.
- [3] E. Norrbin and T. Sjostrand, “Production and hadronization of heavy quarks,” *Eur. Phys. J. C* **17**, 137 (2000).
- [4] S. Frixione, P. Nason, and G. Ridolfi, “A Positive-weight next-to-leading-order Monte Carlo for heavy flavour hadroproduction,” *J. High Energy Phys.* **09**, 126 (2007).
- [5] S. Frixione, P. Nason, and B. R. Webber, “Matching NLO QCD and parton showers in heavy flavor production,” *J. High Energy Phys.* **08**, 007 (2003).
- [6] R. Vogt, “The Total charm cross-section,” *Eur. Phys. J. ST* **155**, 213 (2008).
- [7] A. Adare *et al.* (PHENIX Collaboration), “Heavy Quark Production in  $p + p$  and Energy Loss and Flow of Heavy Quarks in Au+Au Collisions at  $\sqrt{s_{NN}} = 200$  GeV,” *Phys. Rev. C* **84**, 044905 (2011).
- [8] C. Aidala *et al.* (PHENIX Collaboration), “Cross section and transverse single-spin asymmetry of muons from open heavy-flavor decays in polarized  $p+p$  collisions at  $\sqrt{s} = 200$  GeV,” *Phys. Rev. D* **95**, 112001 (2017).
- [9] G. Xie (STAR Collaboration), “Measurement of  $D^0$  Meson Production and Azimuthal Anisotropy in Au+Au Collisions at  $\sqrt{s_{NN}} = 200$  GeV,” *Proceedings, 8th International Conference on Hard and Electromagnetic Probes of High-energy Nuclear Collisions: Hard Probes 2016 (HP2016): Wuhan, Hubei, China, September 23-27, 2016*, *Nucl. Part. Phys. Proc.* **289-290**, 209 (2017).
- [10] D. Acosta *et al.* (CDF Collaboration), “Measurement of prompt charm meson production cross sections in  $p\bar{p}$  collisions at  $\sqrt{s} = 1.96$  TeV,” *Phys. Rev. Lett.* **91**, 241804 (2003).
- [11] S. Acharya *et al.* (ALICE Collaboration), “Measurement of D-meson production at mid-rapidity in  $pp$  collisions at  $\sqrt{s} = 7$  TeV,” *Eur. Phys. J. C* **77**, 550 (2017).
- [12] Roel Aaij *et al.* (LHCb Collaboration), “Measurements of prompt charm production cross-sections in  $pp$  collisions at  $\sqrt{s} = 13$  TeV,” (), *J. High Energy Phys.* **03 (2016)** 159; [Erratum: *J. High Energy Phys.* **05 (2017)** 074].
- [13] G. Aad *et al.* (ATLAS Collaboration), “Measurement of  $D^{*\pm}$ ,  $D^\pm$  and  $D_s^\pm$  meson production cross sections in  $pp$  collisions at  $\sqrt{s} = 7$  TeV with the ATLAS detector,” *Nucl. Phys. B* **907**, 717 (2016).
- [14] A. M. Sirunyan *et al.* (CMS Collaboration), “Nuclear modification factor of  $D^0$  mesons in PbPb collisions at  $\sqrt{s_{NN}} = 5.02$  TeV,” (2017), arXiv:1708.04962 [nucl-ex].
- [15] P. Ilten, N. L. Rodd, J. Thaler, and M. Williams, “Disentangling Heavy Flavor at Colliders,” *Phys. Rev. D* **96**, 054019 (2017).
- [16] D. Acosta *et al.* (CDF Collaboration), “Measurements of  $b\bar{b}$  azimuthal production correlations in  $p\bar{p}$  collisions at  $\sqrt{s} = 1.8$  TeV,” *Phys. Rev. D* **71**, 092001 (2005).
- [17] V. Khachatryan *et al.* (CMS Collaboration), “Measurement of  $B\bar{B}$  Angular Correlations based on Secondary Vertex Reconstruction at  $\sqrt{s} = 7$  TeV,” *J. High Energy Phys.* **03**, 136 (2011).
- [18] R Aaij *et al.* (LHCb Collaboration), “Observation of double charm production involving open charm in  $pp$  collisions at  $\sqrt{s}=7$  TeV,” (), *J. High Energy Phys.* **06 (2012)** 141; [Addendum: *J. High Energy Phys.* **03 (2014)** 108].
- [19] A. Adare *et al.* (PHENIX Collaboration), “Measurements of  $e^+e^-$  pairs from open heavy flavor in  $p+p$  and  $d+A$  collisions at  $\sqrt{s_{NN}} = 200$  GeV,” *Phys. Rev. C* **96**, 024907 (2017).
- [20] A. Adare *et al.* (PHENIX Collaboration), “Heavy-flavor electron-muon correlations in  $p+p$  and  $d+Au$  collisions at  $\sqrt{s_{NN}} = 200$  GeV,” *Phys. Rev. C* **89**, 034915 (2014).
- [21] K. Adcox *et al.* (PHENIX Collaboration), “PHENIX detector overview,” *Nucl. Instrum. Methods Phys. Res., Sec. A* **499**, 469 (2003).
- [22] Adare. A *et al.*, “Measurements of  $\mu\mu$  pairs from open heavy flavor and Drell-Yan in  $p+p$  collisions at  $\sqrt{s} = 200$  GeV (arxiv no. needs to be updated),” .
- [23] T. Sjostrand, S. Mrenna, and P. Z. Skands, “A Brief Introduction to PYTHIA 8.1,” *Comput. Phys. Commun.* **178**, 852 (2008).
- [24] R. D. Field (CDF Collaboration), “The Underlying event in hard scattering processes,” *Proceedings, APS / DPF / DPB Summer Study on the Future of Particle Physics (Snowmass 2001), Snowmass, Colorado, 30 Jun - 21 Jul 2001*, eConf C **010630**, P501 (2001).
- [25] A. Adare *et al.* (PHENIX Collaboration), “Quantitative Constraints on the Opacity of Hot Partonic Matter from Semi-Inclusive Single High Transverse Momentum Pion Suppression in Au+Au collisions at  $\sqrt{s_{NN}} = 200$  GeV,” *Phys. Rev. C* **77**, 064907 (2008).
- [26] R. Field, “Physics at the Tevatron,” *Proceedings, 36th International Meeting on Fundamental physics (IMFP 2008): Baeza, Spain, February 4-8, 2008*, *Acta Phys. Polon. B* **39**, 2611 (2008).
- [27] A. Adare *et al.* (PHENIX Collaboration), “Event Structure and Double Helicity Asymmetry in Jet Production from Polarized  $p + p$  Collisions at  $\sqrt{s} = 200$  GeV,” *Phys. Rev. D* **84**, 012006 (2011).
- [28] L. Adamczyk *et al.* (STAR Collaboration), “Longitudinal and transverse spin asymmetries for inclusive jet production at mid-rapidity in polarized  $p + p$  collisions at  $\sqrt{s} = 200$  GeV,” *Phys. Rev. D* **86**, 032006 (2012).
- [29] J. O. Berger, B. Liseo, and R. L. Wolpert, “Integrated likelihood methods for eliminating nuisance parameters,” *Statist. Sci.* **14**, 1 (1999).
- [30] J. Huang, Z.-B. Kang, and Ivan Vitev, “Inclusive b-jet production in heavy ion collisions at the LHC,” *Phys. Lett. B* **726**, 251 (2013).
- [31] J. Huang, Z.-B. Kang, I. Vitev, and H. Xing, “Photon-tagged and B-meson-tagged b-jet production at the

LHC,” Phys. Lett. B **750**, 287 (2015), arXiv:1505.03517 [hep-ph].