

Deep Triplet Ranking Networks for One-Shot Recognition

Meng Ye

Computer and Information Sciences
Temple University, USA

meng.ye@temple.edu

Yuhong Guo

School of Computer Science
Carleton University, Canada

yuhong.guo@carleton.ca

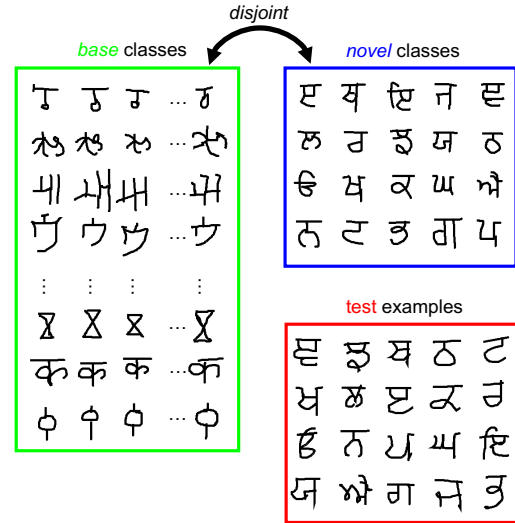
Abstract

Despite the breakthroughs achieved by deep learning models in conventional supervised learning scenarios, their dependence on sufficient labeled training data in each class prevents effective applications of these deep models in situations where labeled training instances for a subset of novel classes are very sparse – in the extreme case only one instance is available for each class. To tackle this natural and important challenge, one-shot learning, which aims to exploit a set of well labeled base classes to build classifiers for the new target classes that have only one observed instance per class, has recently received increasing attention from the research community. In this paper we propose a novel end-to-end deep triplet ranking network to perform one-shot learning. The proposed approach learns class universal image embeddings on the well labeled base classes under a triplet ranking loss, such that the instances from new classes can be categorized based on their similarity with the one-shot instances in the learned embedding space. Moreover, our approach can naturally incorporate the available one-shot instances from the new classes into the embedding learning process to improve the triplet ranking model. We conduct experiments on two popular datasets for one-shot learning. The results show the proposed approach achieves better performance than the state-of-the-art comparison methods.

1. Introduction

Image recognition problem under conventional supervised learning regime has been thoroughly studied, generating very successful models like convolutional neural networks (CNNs), including AlexNet [16], VGG [30] and ResNet [10]. Deep CNN models can achieve impressive performance on large datasets like ImageNet [25] and Places [36]. However in order to train a deep CNN model, weeks of time and multiple GPUs are typically needed. Some works have then used the pre-trained deep neural networks as off-the-shelf feature extractors [29]. While this

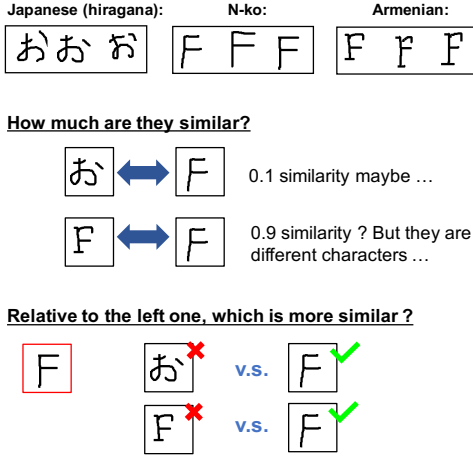
Figure 1: Example of a 20-way 1-shot classification. Left: *base* classes with plenty of labelled instances for training. Right top: *novel* classes that are disjoint from the *base* ones. Each class only has one labelled instance as training data. Right bottom: test examples. Each test example is to be classified into one of the 20 characters (novel classes).



procedure is generally promising, it still requires a large amount of labelled images to train the model in the first place. This is in contrast to the way a human vision system works: A person do not need to see tons of image of an object, but only a few of them, to remember and generalize for recognition of the objects in the future.

Motivated by the gap between the conventional learning and human vision systems, one-shot learning and few-shot learning have recently received increasing attention from the research community, including works on one-shot/few-shot learning for character recognition [15, 32, 26], image classification [23, 31, 34, 35, 8], face identification [4], image segmentation [2, 28] and seq-to-seq translation[13]. As

Figure 2: An example that depicts the strength of relative similarity. *Top*: three characters from three different alphabets. The N-ko characters and Armenian characters are very similar in appearance. *Middle*: A pairwise similarity based model can be confused on a pair of characters from the N-ko and Armenian alphabets. *Bottom*: If a model learns relative similarity from triplet instances, it would not be confused since the anchor character (in the red box) is relatively much similar to the N-ko character on the right than to the Armenian character.



a counterpart of conventional supervised learning, few-shot learning aims to deal with the situation where only a few training instances are available from each class, while its extreme version, ‘one-shot learning’, tackles the more challenging scenario where only one instance is available for each class. Typically a few-shot learning setting with N novel classes and k instances from each class is referred to as ‘N-way, k-shot’ learning. As learning classifiers solely on one or a few examples from each novel class is extremely difficult, studies on one-/few-shot learning have focused on exploiting data from a set of well labeled available base classes. Figure 1 presents an example of one-shot learning task in such a setting.

For one-shot learning, due to the extreme sparseness of the training instances in the novel target classes, a natural learning scheme adopted in the literature is to learn image representations under metric oriented learning frameworks that categorize instances based on the similarities between pairs of instances [15]. This direct similarity based method however emphasizes more of the absolute similarity values during the learning phase without paying substantial attention to the inter-class and intra-class variations, which can degrade the prediction performance in certain scenarios. Hence in this paper we develop a novel image representation based metric learning method that in-

duce suitable *relative similarities* over triplets of images with a deep ranking neural network. Our motivation is that a relative similarity based categorization scheme can have larger capacity in handling inter- and intra-class image variations. That is when two classes are close in visual appearance or two images from the same class are far from each other in visual appearance, it will be difficult to separate or group them based on absolute similarity measures computed from the visual appearances, while relative similarities can conveniently handle this by only requiring the inter-class similarity to be smaller than intra-class similarity. An illustrative example is provided in Figure 2. Moreover, to increase the model’s generalization capacity on the target novel classes, we propose to incorporate the one-shot instances from these classes into the deep triplet ranking network by adding a transformation layer to automatically generate synthetic examples from the one-shot instances. We conduct experiments on two popular one-shot learning datasets, Omniglot [17] and miniImageNet [23]. The experimental results demonstrate that the proposed approach achieves the state-of-the-art performance.

2. Related Work

One-Shot/Few-Shot Learning Recent works in the literature have adopted different strategies to deal with the few-shot problem in different domains [15, 32, 26, 23, 31, 34, 35, 8, 4, 2, 28, 13], among which the most relevant works are the metric based learning methods [15, 32]. The authors of [15] proposed a Siamese network to learn direct similarity between image pairs. They randomly sample positive and negative pairs and enforce the similarity between the pair of instances to be either large or small. As discussed above, this model can induce limited capacity of correctly categorizing difficultly separated instances. The matching networks developed in [32] can also be counted as a metric learning approach. It minimizes the cosine similarity loss between the one-shot instance and test example, while embedding the instances with a bi-directional LSTM. The approach still compares pairs in the loss function. In the training process, it uses ‘episodes’ to update the model, while an ‘episode’ contains different set of classes in each time step. Another work from [23] also used episodes for training. It takes advantage of the periodic training by modelling the learning procedure as a LSTM. A more recent work [31] trained its proposed model on ‘episodes’ for one-shot/few-shot learning as well. It proposed to use CNNs as the embedding function and predict class distributions on a given instance with a softmax function over the Euclidean distances of the instance to class prototypes. This model however cannot incorporate the one-shot instances in the learning process. Another line of research works use networks augmented by external memories for one-shot learning. The Memory Augmented Neural Network (MANN)

developed in [26] enables the information of seen instances to be encoded and retrieved efficiently. When exposed to a novel learning task, MANN can rapidly ‘remember’ the new instances and make prediction on test examples. The work in [13] proposed a memory module that can be added to many existing architectures. The memory module can be added to Google Neural Machine Translation (GNMT) model to increase performance, while the memory module augmented CNN achieves the state-of-the-art accuracy on Omniglot dataset [17]. In addition to these works mentioned above, a few other works have used data generation to improve one-shot performance [4, 8].

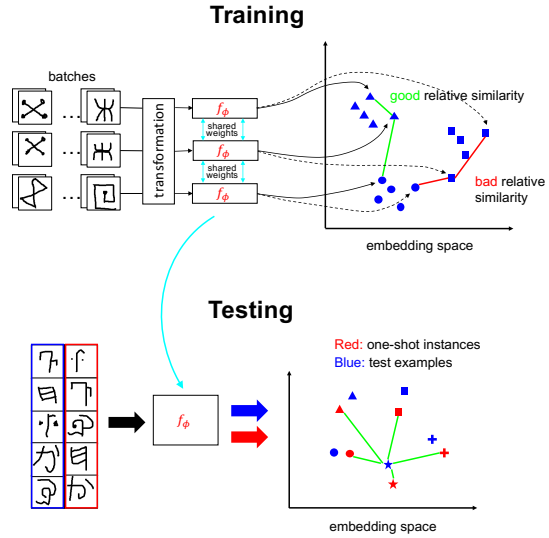
Zero-Shot Learning Similar idea of dealing with lack of training data also appears in zero-shot learning. As indicated by the name, in zero-shot learning there is not any instance available for the target classes. Side information such as label embeddings or attributes is usually used to bridge the gap between seen classes and unseen classes. In [18, 24] expert-defined attributes are used to represent animal classes. Some common attributes such as ‘stripe’, ‘spotted’ or ‘live in water’ are used to serve as an intermediate semantic layer to represent images. In [22, 3] word embeddings trained by Skip-gram models [21] are used to represent labels in a semantic space where similarities between image features and class prototypes can be directly computed. In [6] the authors used textual descriptions to learn semantic representation of images. Then [19] enhanced this idea by using a deep CNN model as an image embedding function. Another source of inter-class relation information comes from the web. COSTA [20] uses web image hit-counts to compute co-occurrence statistics as connection between seen and unseen classes for zero-shot learning. In [1] the authors studied effects of different types of label embeddings on zero-shot performance.

Metric Learning Another line of relevant research is metric learning. There is a large amount of work in the literature of metric learning, we briefly review a few most relevant works. Some early works [5, 7] use pairwise constraints to capture similarity between images. A few recent works [33, 27, 11] adopted CNN structures as embedding functions, and use triplet losses instead of pairwise constraints to learn the model. Their results demonstrate that combination of deep model and triplet loss is effective in learning similarities. Nevertheless the tasks addressed in these metric learning works still fall into the conventional learning setting where plenty of labelled data are available.

3. Deep Triplet Ranking Networks

In this section we present a novel deep triplet ranking network model for one-shot image recognition. We

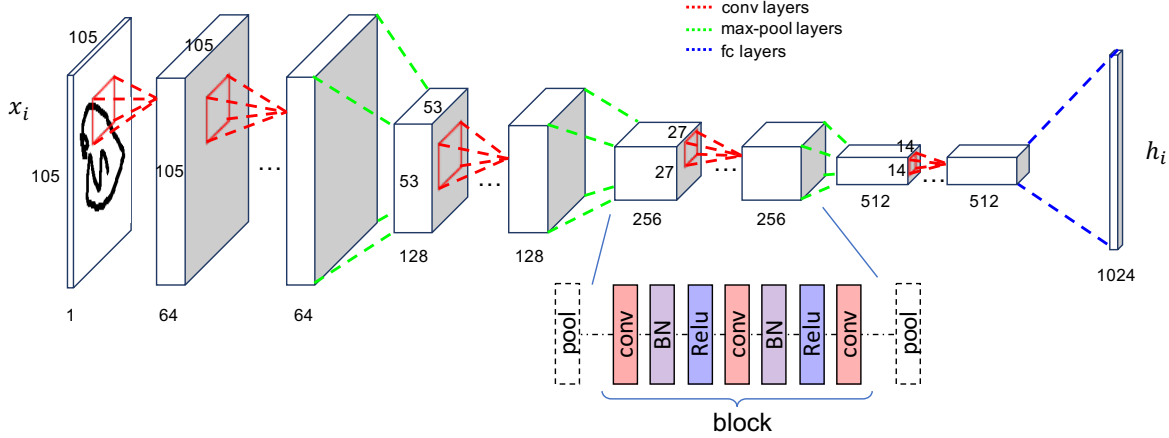
Figure 3: The framework of the proposed deep triplet ranking network. *Top*: In the training phase, we sample triplets consist of two positive examples and a negative example wrt each class. We augment the data through data transformation and then feed them into a CNN. The output embeddings are used to compute the triplet ranking loss, i.e., the optimization objective. *Bottom*: In the test phase, both one-shot training instances and test examples are projected to the embedding space. Then each test example is assigned to the class of its nearest neighbour among the corresponding one-shot training instances.



assume there are N labeled training instances from C base classes such that $\mathcal{D}_{base} = \{(x_i^{base}, y_i^{base})\}_{i=1}^N$ and $y_i^{base} \in \{B_1, B_2, \dots, B_C\}$. We also assume there is a latent data set from T novel classes such that $\mathcal{D}_{novel} = \{(x_i^{novel}, y_i^{novel})\}_{i=1}^M$ and $y_i^{novel} \in \{N_1, N_2, \dots, N_T\}$, where only a subset $\mathcal{D}_{os} = \{x_k^o\}_{k=1}^T$ is sampled as observed one-shot training set. The test set \mathcal{D}_{test} which is not observed during training also comes from the T novel classes. The goal of one-shot learning is to train a model that can achieve good classification performance on the test data \mathcal{D}_{test} , with only one instance per *novel* class (\mathcal{D}_{os}) and plenty of data from the *base* classes (\mathcal{D}_{base}).

The proposed framework is presented in Figure 3. The end-to-end deep training model has two major components. First we produce image embeddings with convolutional neural networks (CNNs). CNNs have demonstrated great power in producing useful image representations in the literature. We adopted a CNN architecture as our embedding function $f_\phi(\cdot) : \mathcal{I} \rightarrow \mathbb{R}^d$, where \mathcal{I} denotes the input image space and \mathbb{R}^d denotes the feature embedding space. We use \mathbf{h} to denote the output image feature vector such

Figure 4: The CNN architecture constructed for the proposed model. Box with solid lines represent tensors and dashed lines represent different kinds of layers (Red: convolutional layers, Green: max-pooling layers, Blue: fully connected layers). Blocks are separated by max-pooling layers. The four blocks contain (2, 2, 3, 3) convolutional layers in each respectively. Between convolutional layers there are a batch normalization layer and a ReLU non-linearity activation layer. After passing through the four blocks, an image will be then mapped into a 1024-d vector with the final fully connected layer.



that $\mathbf{h} = f_\phi(x)$. Second, given the nature of one-shot learning, we guide the image embedding learning by using a triplet ranking loss as the training objective. With this triplet ranking loss, instances from the same class are moved closer to each other in the embedded space under a given metric and those from different classes are pushed apart. The one-shot instances can be naturally leveraged in this proposed training framework by generating synthetic instances through transformation. In the test phase, we embed all the one-shot instances in \mathcal{D}_{os} and test examples in \mathcal{D}_{test} into the same embedding space and perform a nearest neighbour style comparison to predict the test labels.

3.1. Embedding Images with CNNs

We construct a CNN architecture with four blocks for image embedding. The architecture is depicted in Figure 4. Each block of the architecture contains multiple convolutional layers which extract feature maps at different levels of abstraction. As shown in [30], small size filters can greatly reduce the number of trainable parameters and lead to better performance. We hence use filters with size of 3×3 in each convolutional layer of the CNN architecture. There are two convolutional layers in each of the first two blocks and three convolutional layers in each of the last two blocks. Between every two consecutive convolutional layers in each block, a batch normalization (BN) layer [12] and a ReLU non-linearity activation layer are added. The batch normalization layer is used to avoid feature scaling problem in batches during training, which is usually referred to

as ‘internal covariate shift’. We choose ReLU as the activation function because it does not suffer from saturation problem and can lead to faster training process.

There are 64 filters in each convolutional layer of the first block. Then in each consecutive block, it doubles the number of filters used in the previous block. This leads to 128, 256 and 512 filters in the 2nd, 3rd and 4th block respectively. Between every two consecutive blocks, a max-pooling layer with 2×2 filter size and stride of 2 is used to spatially down sample the data. This typical pooling operation used in many CNN architectures can increase model’s capacity on dealing with spatial variances and dropping noises from data. Meanwhile, the pooling operation halves the spatial size of the tensors in the consecutive block. An input image of 105×105 for the first block will reach the size of 14×14 in the 4th block; the output tensor of the last convolutional layer has the size of $14 \times 14 \times 512$. We finally add a fully-connected (fc) layer with ReLU activation to get a 1024-d vector, which is the final embedding feature vector \mathbf{h} of the input image x . This embedding architecture can be denoted as a mapping function such that $\mathbf{h} = f_\phi(x)$.

3.2. Triplet Ranking Model

The key that enables the CNN architecture presented above to induce useful image embeddings for performing image categorization in the novel classes is a generalizable learning objective, which can be optimized to identify the model parameters. Instead of building prediction models with conventional prediction loss functions, which are dif-

difficult to be generalized into novel classes, we propose to learn a triplet ranking model based on a novel triplet ranking loss. The triplet ranking loss is based on a relative similarity/distance comparison metric on triplet instances, which can be consistent across different classes. Specifically, for any given triplet $(x_{pos}^{(1)}, x_{pos}^{(2)}, x_{neg})$, where $x_{pos}^{(1)}$ and $x_{pos}^{(2)}$ are two distinct instances from same class and x_{neg} comes from a different class as a negative example, their embedding vectors are produced from the embedding function $f_\phi(\cdot)$ such that $\mathbf{h}_{pos}^{(1)} = f_\phi(x_{pos}^{(1)})$, $\mathbf{h}_{pos}^{(2)} = f_\phi(x_{pos}^{(2)})$, and $\mathbf{h}_{neg} = f_\phi(x_{neg})$. The triplet ranking loss is defined as:

$$\begin{aligned} \mathcal{L}_{triplet}(\mathbf{h}_{pos}^{(1)}, \mathbf{h}_{pos}^{(2)}, \mathbf{h}_{neg}) = & \\ & \left[m + d(\mathbf{h}_{pos}^{(1)}, \mathbf{h}_{pos}^{(2)}) - d(\mathbf{h}_{pos}^{(1)}, \mathbf{h}_{neg}) \right]_+ \\ & + \left[m + d(\mathbf{h}_{pos}^{(2)}, \mathbf{h}_{pos}^{(1)}) - d(\mathbf{h}_{pos}^{(2)}, \mathbf{h}_{neg}) \right]_+ \end{aligned} \quad (1)$$

where m is a margin which we fix to 2 in the experiments; $d(\mathbf{i}, \mathbf{j})$ is a metric function that measures distance between vectors \mathbf{i} and \mathbf{j} . While in our experiments we use a square Euclidean distance $d(\mathbf{i}, \mathbf{j}) = \|\mathbf{i} - \mathbf{j}\|^2$, any other differentiable distance functions can also be used here. The capped operator $[x]_+ = \max(0, x)$ casts the negative part to zero to ensure a ranking hinge loss that focuses on a relative instead of absolute distance comparison. This loss function pushes the distance between the two positive examples to be smaller than that between a positive and a negative examples. It guides the training to produce image embeddings that induce metric measures to achieve this goal. In practice our model receives data in form of batches during the training phases, and the overall loss function is computed over each batch as:

$$\mathcal{L}_B = \frac{1}{|B|} \sum_{(\mathbf{p}, \mathbf{p}', \mathbf{n}) \in B} \mathcal{L}_{triplet}(\mathbf{p}, \mathbf{p}', \mathbf{n}) \quad (2)$$

where B is a batch that contains multiple triplets, and the batch size is set to 64 in our experiments. The triplets of examples in the batch are sampled independently and uniformly across all the training classes.

Moreover, with the relative Euclidean distance comparison, the scaling up of the embedding vectors can substantially affect the ranking hinge loss – some small distance difference that previously leads to a positive loss can become larger than the margin m and thus lead to zero loss. We hence propose to add ℓ_2 -norm regularizers over the embedding features \mathbf{h} to alleviate the impact of the vacuous magnitude increase of \mathbf{h} on the learning objective:

$$\mathcal{L}_R = \frac{1}{|B|} \sum_{(\mathbf{p}, \mathbf{p}', \mathbf{n}) \in B} (\|\mathbf{p}\|^2 + \|\mathbf{p}'\|^2 + \|\mathbf{n}\|^2) \quad (3)$$

The overall regularized triplet ranking loss is then given by

$$\mathcal{L} = \mathcal{L}_B + \lambda \cdot \mathcal{L}_R \quad (4)$$

where λ is a trade-off parameter.

After learning a feature embedding function $f_\phi(\cdot)$ that is universal across classes, one-shot prediction is straight forward. For any test example x_{test} from the novel classes, we predict its label by finding its nearest neighbour from the one-shot instances in the embedding space and assigning it to the corresponding class:

$$y^* = \arg \min_k \|f_\phi(x_k^o) - f_\phi(x_{test})\|^2 \quad (5)$$

If a probability distribution is needed as output, one can simply apply a softmax function:

$$p(y = k | x_{test}) = \frac{\exp(-d(f_\phi(x_k^o), f_\phi(x_{test})))}{\sum_{k'} \exp(-d(f_\phi(x_{k'}^o), f_\phi(x_{test})))} \quad (6)$$

3.3. Leveraging One-Shot Instances

Although the embedding function produced from the proposed deep ranking model has the generalization capacity over new classes, it is a potential information loss to not use the one-shot instances that directly come from the target classes in the training phase. The difficulty of incorporating the one-shot instances under the triplet ranking loss lies in that there is no anchor point (another positive example) to construct a triplet over the one-shot example in each target class. To solve this problem, we propose to generate synthetic examples to augment the one-shot instances; in particular, for the purpose of simplicity and efficiency we use transformation operations to produce additional examples from the one-shot instances. For example, for simple digit datasets, we can use affine transformation operations such as horizontal shearing, vertical shearing, random rotation, random scaling and random translation to generate an augmenting example $A(\mathbf{x})$ for an one-shot image \mathbf{x} . For more complex natural images, more complicated transformations that involve spatial and color adjustments can be used.

We leverage the one-shot instances for model training through a fine tuning procedure. After pre-training on the base classes, we proceed to fine tune the model by sampling each training batch B in the following way. For each triplet in the batch, it has half probability to be sampled from the one-shot instances, $(x_k^o, A(x_k^o), x_j^o)$, and half probability to be sampled from the base classes, $(x_{pos}^{(1)}, x_{pos}^{(2)}, x_{neg})$. This gives equal weights to the data from the base classes and the one-shot instances from the novel target classes. Whenever the ranking loss on a triplet from the one-shot instances, $(x_k^o, A(x_k^o), x_j^o)$, is positive, it means that two target class prototype embeddings, $f_\phi(x_k^o)$ and $f_\phi(x_j^o)$, are not far apart enough to bear intra-class variance. Then the deep network will adjust its weights to produce a better embedding function to reduce the loss. This fine tuning procedure hence is expected to tune the model to produce instance embeddings that can better fit the target classes, while avoiding overfitting the one-shot instances by keeping the base class data.

3.4. Training Algorithm

We use Adam [14] to perform stochastic optimization over the learning objective \mathcal{L} . The hyper-parameters of Adam are kept to their default values ($\beta_1 = 0.9$, $\beta_2 = 0.999$ and $\epsilon = 10^{-8}$). We set the initial global learning rate as 10^{-4} , then reduce it by half for every 10k iterations to gain a faster convergence. Two important issues of deep model training are the weight initialization and overfitting problem. Following the literature works, we initialize the weights for each unit of the deep learning model with a normal distribution with zero mean and standard deviation of $\sqrt{\frac{2}{n}}$, where n is the number of input connections of that unit [9]. To overcome the overfitting problem, we choose to use batch normalization layers between each convolutional layer and ReLU non-linearity layer (as depicted in Figure 4) with the Adam algorithm.

4. Experiment

To evaluate the effectiveness of the proposed approach, we conducted experiments on two popular one-shot learning datasets, Omniglot [17] and miniImageNet [23]. We present the experimental set up and results in this section.

4.1. Datasets

Omniglot Dataset This dataset has handwritten characters collected from 50 alphabets. The dataset is split into a background set (30 alphabets with 964 characters) and an evaluation set (20 alphabets with 659 characters). Each character has 20 different images in size of $105 \times 105 \times 1$. It also provides a test set that consists of 20 sampled subsets from the evaluation set, each of which contains 20 characters (classes), and each class contains two images, one for training (one-shot instance) and the other for testing. On this dataset, we used affine transformation operations. We further split the background set into a training set (20 alphabets with 633 characters) and a validation set (10 alphabets with 331 characters) and used them to perform hyper-parameter selection. After selecting hyper-parameters, we adopted the same strategy as in [15], and used the whole background set as base classes for training, while using each subset of the test set as the novel target classes. The final results reported are the average of 20 runs.

miniImageNet Dataset This dataset contains 100 classes randomly sampled from the ImageNet dataset, while each class contains 600 images. The dataset was further split into a training set of 64 classes, a validation set of 16 and a test set of 20 classes [23]. The images have different sizes, and we spatially resized them to the same size of $132 \times 132 \times 3$. Since the images in this dataset contain real objects and natural scenes, affine transformations are not suitable as the generated images can have blank borders. We transformed

the images in the following way. First we randomly crop a 105×105 region to use. Then we randomly flip it horizontally or keep it unchanged, which can model the spatial variance. Finally we randomly change the image contrast, which models the colour variance. Same as in Omniglot, we used training/validation to select hyper-parameters and trained the final model on the union of training and validation sets. However, on miniImageNet there are no pre-fixed multiple subset samples in the test set. Following most literature works, we adopted a '5-way' test setting and randomly sampled 10 subsets from the test set, each with 5 classes. Each class contains 1 image as the one-shot instance and 10 images as the test examples. The results reported are averages over 10 runs, one run for each subset.

4.2. Comparison Methods

We compared the proposed approach with three state-of-the-art one-shot learning methods, Siamese networks [15], Matching networks [32] and the Prototypical networks [31].

The Siamese network method developed in [15] is most relevant to our proposed approach. Nevertheless, they learn the embedding vectors based on pairwise similarities between each pair of instances, while we used relative distances/similarities over triplets. The Matching network model [32] is a recent work on one-shot learning. They also adopted a metric learning approach. However their embedding function for a test image is conditioned on the support set (one-shot instances) by using LSTMs. The most recent Prototypical network [31] is on few-shot learning. The authors proposed to represent class prototypes as means of a few examples and minimize the distance of instances to their corresponding class prototypes. This work however cannot exploit the one-shot instances for fine tuning due to the design of their training algorithm.

4.3. Classification Results

One-shot classification on Omniglot We reported the test results of all the comparison methods on the Omniglot dataset in Table 1. Since not every comparison method can exploit the one-shot instances for fine tuning, we denoted this specific setup using the 'Fine Tune' column ('N' for not using fine tuning, 'Y' for using). For the Siamese networks, we reported the results from different previous works [15, 32]. But in order to obtain a more direct comparison under our CNN architecture with the pairwise loss, we also reimplemented the Siamese networks by ourself and conducted experiments. We used the same CNN architecture as our proposed model but with image pairs as inputs instead of triplets. We computed the distance of the pair embeddings and passed it through a linear layer and a sigmoid function to get a probability value, following the original work [15]. For fine tuning, since only one instance is available for each test class, we incorporated the pairwise

Table 1: 20-way 1-shot classification results (%) on Omniglot. Methods marked by \dagger are implementations from [32], and methods marked by $*$ are implemented by us.

| Method | Fine Tune | Accuracy |
|--------------------------------|-----------|-------------|
| Siamese Networks[15] | N | 92.0 |
| Siamese Networks[32] \dagger | N | 88.0 |
| Siamese Networks[32] \dagger | Y | 88.1 |
| Matching Networks[32] | N | 93.8 |
| Matching Networks[32] | Y | 93.5 |
| Prototypical Networks[31] | N | 96.0 |
| Siamese Networks $*$ | N | 91.5 |
| Siamese Networks $*$ | Y | 92.0 |
| Triplet Ranking Networks | N | 95.5 |
| Triplet Ranking Networks | Y | 97.0 |

Table 2: 5-way 1-shot classification results (%) on miniImageNet. Methods marked by \ddagger are implementations from [23] and methods marked by $*$ are implemented by us.

| Method | Fine Tune | Accuracy |
|--------------------------------------|-----------|--------------|
| Baseline 1-NN[23] \ddagger | N | 41.08 |
| Matching Networks[23] \ddagger | N | 43.40 |
| Matching Networks FCE[23] \ddagger | N | 43.56 |
| Meta-Learner LSTM[23] \ddagger | N | 43.44 |
| Prototypical Networks[31] | N | 49.42 |
| Siamese Networks $*$ | N | 42.14 |
| Siamese Networks $*$ | Y | 43.26 |
| Triplet Ranking Networks | N | 48.76 |
| Triplet Ranking Networks | Y | 50.58 |

loss where two instance are from different classes. From all the comparison results in Table 1, we can see our proposed model produces the best result by naturally incorporating the one-shot instances. This suggests that the proposed deep triplet ranking network is effective in one-shot learning.

One-shot classification on miniImageNet We then conducted experiments on the miniImageNet dataset. The images in miniImageNet have more complex object appearances and noises and are more difficult to tackle than the binary images in Omniglot. In addition to the three comparison methods used above, on this dataset we also compared to the results of a Meta-learner LSTM model from [23] and a baseline 1-Nearest Neighbor method. All

Table 3: Ablation study results (%) on the proposed model.

| Method | Fine Tune | Accuracy |
|--------------------------------|-----------|--------------|
| Proposed - w/o BN | N | 46.63 |
| Proposed - w/o \mathcal{L}_R | N | 47.79 |
| Proposed | N | 48.76 |
| Proposed | Y | 50.58 |

the results are reported in Table 2. We can see that again the proposed triplet ranking network produced the best result among all the comparison methods. Moreover, the direct comparisons with Siamese networks suggest that the triplet ranking loss is much more effective than the pairwise loss. This again validated the efficacy of the proposed model.


Ablation study We also conducted experiments on miniImageNet to investigate the impact of different components of the proposed model, including the batch normalization (BN) layers and the embedding regularization term \mathcal{L}_R . The results are reported in Table 3. By dropping the BN layers from the proposed model, we can see the test accuracy is reduced from 48.76% to 46.63% (without fine tuning). This shows the BN layers are important for training the proposed deep model. Similarly dropping the embedding regularization term \mathcal{L}_R also reduced the test accuracy by about 1% (from 48.76% to 47.79%). This validated our assumption on embedding regularization.

4.4. Analysis of Deep Image Representations

In this section we examine the effectiveness of the proposed model in terms of the image embeddings it produced. In order to facilitate one-shot learning, the deep embedding function needs to produce image representations that are generalizable across different classes, in particular to new novel test classes. We investigate the representation learning capacity of the proposed deep CNN architecture by checking the representations produced by the last fully connected layer and the various intermediate convolutional layers along the deep architecture.

After training, the output vectors of the last fully connected layer for the input images are the final image embedding vectors, which are directly used to compute distances between a test image and the one-shot instances and perform one-shot classification on the test classes. Hence the quality of these embeddings are critical to one-shot classification performance. To gain a direct and intuitive understanding on the quality of image embeddings produced by the proposed deep triplet ranking model, we visualized the embedding vectors of instances from 5 test classes of the

Figure 5: Visualization of the embedding results of different methods on instances from 5 different characters (classes) in the two dimensional space after PCA dimension reduction. (a) Siamese Network: 3 similar characters are mixed together on the left. (b) Triplet Ranking Network (Proposed): Classes are separated much better than the Siamese network. But there are still two similar classes mixed on the left bottom corner. (c) Triplet Ranking Network with Fine Tuning (Proposed): The 5 classes are separated while instances of the same class gathered together.



Omniglot dataset in the two dimensional space after dimensionality reduction with PCA. The classes are chosen such that some of them are quite similar to each other. We compared the embedding results of the proposed deep triplet ranking model with and without incorporating the one-shot instances, i.e., fine tuning. We also compared with the embedding results of the Siamese networks. The visualization results for the three methods are presented in Figure 5. We can see that only 3 clusters are recognizable from the visualization result of the Siamese network, while instances from 3 out of the 5 classes are mixed together in visualization. The visualization result of the deep triplet ranking network without fine tuning is much better than the Siamese network as one can recognize 4 separated clusters. Nevertheless, instances from 2 close classes are still mixed together. By naturally incorporating the one-shot instances into the training process, i.e., performing fine tuning, the embedding quality of the proposed deep triplet ranking network is further improved. In the visualization result shown in Figure 5 (c), we can see that though the 3 similar classes on the right side still appear close to each other, the instances are naturally clustered and one can clearly recognize all the 5 clusters. These results intuitively validated the effectiveness of the proposed model on producing generalizable image embeddings for one-shot learning.

The deep architecture we constructed for the proposed model has multiple convolutional layers. Hence the trained model not only can produce the final representation vector from the fully connected layer, but also can produce intermediate representations at different level of abstractions from the convolutional layers. We investigated using the intermediate representations of data produced from each convolutional layer to perform one-shot classification on Omniglot. To get the features from each convolutional layer, we obtain the output tensor from the convolutional layer and

Table 4: Average test accuracy (%) on Omniglot with different levels of feature representations.

| Layer | Accuracy | Layer | Accuracy |
|----------|----------|----------|----------|
| conv-1-1 | 18.3 | conv-3-3 | 57.5 |
| conv-1-2 | 19.5 | conv-4-1 | 59.8 |
| conv-2-1 | 22.5 | conv-4-2 | 66.5 |
| conv-2-2 | 35.0 | conv-4-3 | 85.8 |
| conv-3-1 | 50.3 | fc-1 | 97.0 |
| conv-3-2 | 52.0 | | |

perform max pooling over the spatial dimensions, which resulting in a 1-d feature vector with length equal to the number of channels. We summarized the average results over 20 runs in Table 4. We can see that in general higher level layers can produce more effective representations, which is consistent with the principle of deep learning.

5. Conclusion

In this paper we proposed a deep triplet ranking network for one-shot image classification. This deep network learns cross-class universal image embeddings by optimizing a triplet ranking loss function. The loss function separates the instance pair that belong to the same class from the instance pair that belong to different classes in the relative distance metric space computed from the image embeddings. The proposed model can also naturally incorporate one-shot instances into the training process by generating augmenting instances via image transformations. Experiments were conducted on two popularly used one-shot learning datasets. The results show the proposed model can outperform the state-of-the-art comparison methods.

References

- [1] Z. Akata, S. Reed, D. Walter, H. Lee, and B. Schiele. Evaluation of output embeddings for fine-grained image classification. In *CVPR*, 2015. 3
- [2] S. Caelles, K.-K. Maninis, J. Pont-Tuset, L. Leal-Taixé, D. Cremers, and L. Van Gool. One-shot video object segmentation. In *CVPR*, 2017. 1, 2
- [3] S. Changpinyo, W.-L. Chao, B. Gong, and F. Sha. Synthesized classifiers for zero-shot learning. In *CVPR*, 2016. 3
- [4] J. Choe, S. Park, K. Kim, J. Hyun Park, D. Kim, and H. Shim. Face generation for low-shot learning using generative adversarial networks. In *CVPR*, 2017. 1, 2, 3
- [5] S. Chopra, R. Hadsell, and Y. LeCun. Learning a similarity metric discriminatively, with application to face verification. In *CVPR*, 2005. 3
- [6] M. Elhoseiny, B. Saleh, and A. Elgammal. Write a classifier: Zero-shot learning using purely textual descriptions. In *ICCV*, 2013. 3
- [7] R. Hadsell, S. Chopra, and Y. LeCun. Dimensionality reduction by learning an invariant mapping. In *CVPR*, 2006. 3
- [8] B. Hariharan and R. Girshick. Low-shot visual recognition by shrinking and hallucinating features. *arXiv preprint arXiv:1606.02819*, 2016. 1, 2, 3
- [9] K. He, X. Zhang, S. Ren, and J. Sun. Delving deep into rectifiers: Surpassing human-level performance on imagenet classification. In *ICCV*, 2015. 6
- [10] K. He, X. Zhang, S. Ren, and J. Sun. Deep residual learning for image recognition. In *CVPR*, 2016. 1
- [11] E. Hoffer and N. Ailon. Deep metric learning using triplet network. In *International Workshop on Similarity-Based Pattern Recognition*, 2015. 3
- [12] S. Ioffe and C. Szegedy. Batch normalization: Accelerating deep network training by reducing internal covariate shift. In *ICML*, 2015. 4
- [13] L. Kaiser, O. Nachum, A. Roy, and S. Bengio. Learning to remember rare events. *arXiv preprint arXiv:1703.03129*, 2017. 1, 2, 3
- [14] D. Kingma and J. Ba. Adam: A method for stochastic optimization. *arXiv preprint arXiv:1412.6980*, 2014. 6
- [15] G. Koch, R. Zemel, and R. Salakhutdinov. Siamese neural networks for one-shot image recognition. In *ICML Deep Learning Workshop*, 2015. 1, 2, 6, 7
- [16] A. Krizhevsky, I. Sutskever, and G. E. Hinton. Imagenet classification with deep convolutional neural networks. In *NIPS*, 2012. 1
- [17] B. M. Lake, R. Salakhutdinov, and J. B. Tenenbaum. Human-level concept learning through probabilistic program induction. *Science*, 350(6266):1332–1338, 2015. 2, 3, 6
- [18] C. H. Lampert, H. Nickisch, and S. Harmeling. Attribute-based classification for zero-shot visual object categorization. *TPAMI*, 36(3):453–465, 2014. 3
- [19] J. Lei Ba, K. Swersky, S. Fidler, et al. Predicting deep zero-shot convolutional neural networks using textual descriptions. In *ICCV*, 2015. 3
- [20] T. Mensink, E. Gavves, and C. G. Snoek. Costa: Co-occurrence statistics for zero-shot classification. In *CVPR*, 2014. 3
- [21] T. Mikolov, K. Chen, G. Corrado, and J. Dean. Efficient estimation of word representations in vector space. In *ICLR*, 2013. 3
- [22] M. Norouzi, T. Mikolov, S. Bengio, Y. Singer, J. Shlens, A. Frome, G. S. Corrado, and J. Dean. Zero-shot learning by convex combination of semantic embeddings. *arXiv preprint arXiv:1312.5650*, 2013. 3
- [23] S. Ravi and H. Larochelle. Optimization as a model for few-shot learning. In *ICLR*, 2017. 1, 2, 6, 7
- [24] B. Romera-Paredes and P. Torr. An embarrassingly simple approach to zero-shot learning. In *ICML*, 2015. 3
- [25] O. Russakovsky, J. Deng, H. Su, J. Krause, S. Satheesh, S. Ma, Z. Huang, A. Karpathy, A. Khosla, M. Bernstein, A. C. Berg, and L. Fei-Fei. ImageNet Large Scale Visual Recognition Challenge. *IJCV*, 115(3):211–252, 2015. 1
- [26] A. Santoro, S. Bartunov, M. Botvinick, D. Wierstra, and T. Lillicrap. One-shot learning with memory-augmented neural networks. *arXiv preprint arXiv:1605.06065*, 2016. 1, 2, 3
- [27] F. Schroff, D. Kalenichenko, and J. Philbin. Facenet: A unified embedding for face recognition and clustering. In *CVPR*, 2015. 3
- [28] A. Shaban, S. Bansal, Z. Liu, I. Essa, and B. Boots. One-shot learning for semantic segmentation. *arXiv preprint arXiv:1709.03410*, 2017. 1, 2
- [29] A. Sharif Razavian, H. Azizpour, J. Sullivan, and S. Carlsson. Cnn features off-the-shelf: an astounding baseline for recognition. In *CVPR workshops*, 2014. 1
- [30] K. Simonyan and A. Zisserman. Very deep convolutional networks for large-scale image recognition. *arXiv preprint arXiv:1409.1556*, 2014. 1, 4
- [31] J. Snell, K. Swersky, and R. S. Zemel. Prototypical networks for few-shot learning. *arXiv preprint arXiv:1703.05175*, 2017. 1, 2, 6, 7
- [32] O. Vinyals, C. Blundell, T. Lillicrap, D. Wierstra, et al. Matching networks for one shot learning. In *NIPS*, 2016. 1, 2, 6, 7
- [33] J. Wang, Y. Song, T. Leung, C. Rosenberg, J. Wang, J. Philbin, B. Chen, and Y. Wu. Learning fine-grained image similarity with deep ranking. In *CVPR*, 2014. 3
- [34] P. Wang, L. Liu, C. Shen, Z. Huang, A. van den Hengel, and H. T. Shen. Multi-attention network for one shot learning. In *CVPR*, 2017. 1, 2
- [35] Y.-X. Wang and M. Hebert. Learning to learn: Model regression networks for easy small sample learning. In *ECCV*, 2016. 1, 2
- [36] B. Zhou, A. Lapedriza, J. Xiao, A. Torralba, and A. Oliva. Learning deep features for scene recognition using places database. In *NIPS*, 2014. 1