

Hubbard Model Physics in Transition Metal Dichalcogenide Moiré Bands

Fengcheng Wu,¹ Timothy Lovorn,² Emanuel Tutuc,³ and A. H. MacDonald²

¹Materials Science Division, Argonne National Laboratory, Argonne, Illinois 60439, USA

²Department of Physics, University of Texas at Austin, Austin, Texas 78712, USA

³Department of Electrical and Computer Engineering, Microelectronics Research Center, The University of Texas at Austin, Austin, Texas 78758, USA

(Dated: February 19, 2024)

Flexible long period moiré superlattices form in two-dimensional van der Waals crystals containing layers that differ slightly in lattice constant or orientation. In this Letter we show theoretically that isolated flat moiré bands described by generalized triangular lattice Hubbard models are present in twisted transition metal dichalcogenide heterobilayers. The hopping and interaction strength parameters of the Hubbard model can be tuned by varying the twist angle and the three-dimensional dielectric environment. When the flat moiré bands are partially filled, candidate many-body ground states at some special filling factors include spin-liquid states, quantum anomalous Hall insulators and chiral d -wave superconductors.

Introduction.— Long-period superlattices form when two-dimensional crystals are overlaid with a small difference in lattice constant or orientation. When the two-dimensional crystals are semiconductors or semimetals, their low-energy electronic degrees of freedom can[1] be accurately described using continuum models in which commensurability between the moiré pattern and the atomic lattice plays no role. Because the continuum model Hamiltonians are periodic in space, their single-particle eigenstates satisfy Bloch's theorem and form bands in momentum space, referred to as moiré bands. The moiré band Hamiltonian acts in a spinor-space whose dimension is determined by the number of low-energy bands in the host two-dimensional crystal. In the moiré band model of twisted bilayer graphene, for example, there are sixteen low-energy bands corresponding to the bilayer's four triangular sublattices, and to spin and valley. Mott insulators and superconductivity have recently been discovered in the flat bands of twisted bilayer graphene.[2–4] In this Letter we construct moiré band Hamiltonians for holes in twisted heterobilayers formed from semiconducting transition metal dichalcogenides (TMDs), which have only two low-energy valence bands when the chemical potential is within the topmost valence bands as illustrated in Fig. 1(a), and therefore map to single-band Hubbard models. We show theoretically that isolated flat Bloch bands described by generalized triangular lattice Hubbard models are present in TMD heterobilayers, and that spin-liquid states are likely to occur when these bands are close to half-filling. The moiré bilayers provide a new solid-state platform to simulate the Hubbard model, one in which model parameters such as bandwidth, interaction strength, and band filling are widely tunable. This two-dimensional platform can be studied at accessible temperatures using a variety of experimental techniques, for example transport and scanning tunneling microscopy.

To simulate the two-dimensional Hubbard model, it is necessary to identify a moiré system in which it is pos-

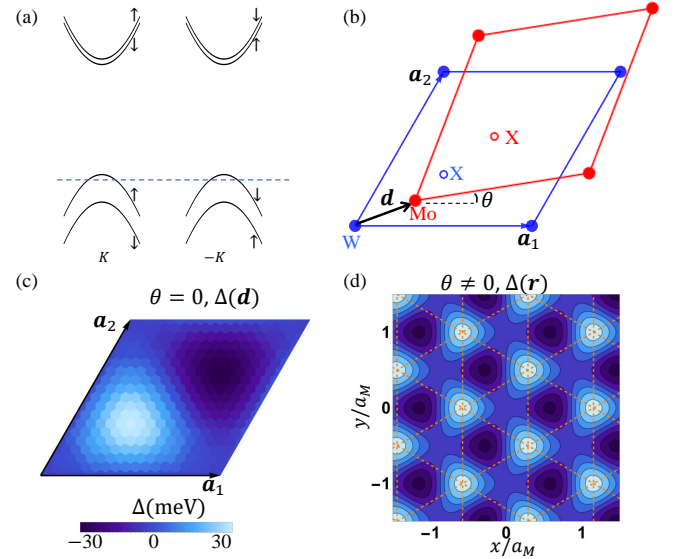


FIG. 1. (a) Schematic band structure of monolayer WSe₂ with a large (small) spin-splitting at valence (conduction) band extrema located at the $\pm K$ valleys. (b) AA stacked WX₂/MoX₂ bilayers with an additional in-plane displacement \mathbf{d} , and a twist angle θ . \mathbf{a}_1 and \mathbf{a}_2 are primitive translation vectors of WX₂. (c) Dependence of the WSe₂ valence band maximum $\Delta(\mathbf{d})$ on displacement \mathbf{d} in AA stacked WSe₂/MoSe₂ with zero twist angle. $\Delta(\mathbf{d})$ has triangular lattice periodicity and one maximum per triangular lattice unit cell. (d) When a moiré pattern is formed the band maximum variation is magnified from the atomic scale to the moiré pattern scale. The color scales in (c) and (d) are identical and the orange dashed lines in (d) are near-neighbor links that connect $\Delta(\mathbf{r})$ maxima.

sible to isolate a single band with a two-fold degeneracy. Because two-dimensional group-VI TMDs such as MoS₂ have band extrema at two inequivalent Brillouin-zone corners [5], conduction band states occur in groups of four with valley degeneracy and a small spin-splitting due to spin-orbit interactions. We therefore focus on the iso-

lation of moiré bands formed from orbitals in the valence band, which have a very large spin-splitting [Fig. 1(a)]. Valley degree of freedom then faithfully plays the role of spin in Hubbard model. To avoid any additional degeneracy due to the presence of two layers, we choose to study heterobilayers. We consider common-chalcogen TMDs WX_2/MoX_2 ($\text{X} = \text{S}, \text{Se}$), which have very similar lattice constants and can have long period moiré patterns. Below we focus on the influence of the moiré pattern on states near the maximum of the WSe_2 valence bands, which lie inside the MoSe_2 gaps and are only weakly coupled to states in MoSe_2 due to band offsets.[6, 7] We note that similar physics can also be realized in TMD bilayers with different chalcogen atoms [8, 9], for example $\text{WSe}_2/\text{MoS}_2$, which is studied in detail in the Supplemental Material [10].

Moiré potential— To derive the valence band moiré Hamiltonian from first principles we follow the approach outlined in Ref. 11, which in the present case requires an evaluation of the dependence of the WX_2 valence band maximum energy Δ on the relative displacement \mathbf{d} between two layers with identical lattice constants and twist angle $\theta = 0$. The *ab initio* calculation was performed using fully relativistic density-functional theory in the local-density approximation as implemented in QUANTUM ESPRESSO [12]. In Fig. 1(c), we plot numerical values of $\Delta(\mathbf{d})$ for the AA stacked $\text{WSe}_2/\text{MoSe}_2$ bilayer illustrated in Fig. 1(b). In the twisted bilayer moiré pattern ($\theta \neq 0$), the local value of \mathbf{d} changes slowly over the moiré period (a_M) and the valence band maximum, which serves as a spin-independent external potential, follows the variation of \mathbf{d} and varies periodically in space. Because we are interested only in moiré periods greatly in excess of the host material lattice constant (a_0), an effective mass approximation can be used for the band dispersion of the host material. We choose $m^* \sim 0.35m_0$ for WSe_2 , where m_0 is the free electron mass. Combining these considerations we obtain the following moiré band Hamiltonian:

$$\mathcal{H} = -\frac{\hbar^2 \mathbf{Q}^2}{2m^*} + \Delta(\mathbf{r}), \quad (1)$$

$$\Delta(\mathbf{r}) = \sum_{\mathbf{b}} V(\mathbf{b}) \exp[i\mathbf{b} \cdot \mathbf{r}],$$

where $-\hbar^2 \mathbf{Q}^2/(2m^*)$ and $\Delta(\mathbf{r})$ are the moiré band kinetic and potential energies. The potential $\Delta(\mathbf{r})$ shown in Fig. 1(d) can be accurately approximated by a Fourier expansion that includes only the six moiré reciprocal lattice vectors in the first shell. Because the potential is real and each TMD monolayer has three-fold-rotational symmetry, we require $V(\mathbf{b}) = V^*(-\mathbf{b})$ and $V(\mathcal{R}_{2\pi/3}\mathbf{b}) = V(\mathbf{b})$. Therefore, all six $V(\mathbf{b})$ are fixed by $V(\mathbf{b}_1) = V \exp(i\psi)$, where $\mathbf{b}_1 = 4\pi/(\sqrt{3}a_M)\hat{x}$. Fitting to the *ab initio* potential energy, we find that (V, ψ) is $(6.6\text{meV}, -94^\circ)$ for WSe_2 on MoSe_2 in AA stacking. The fitting procedure

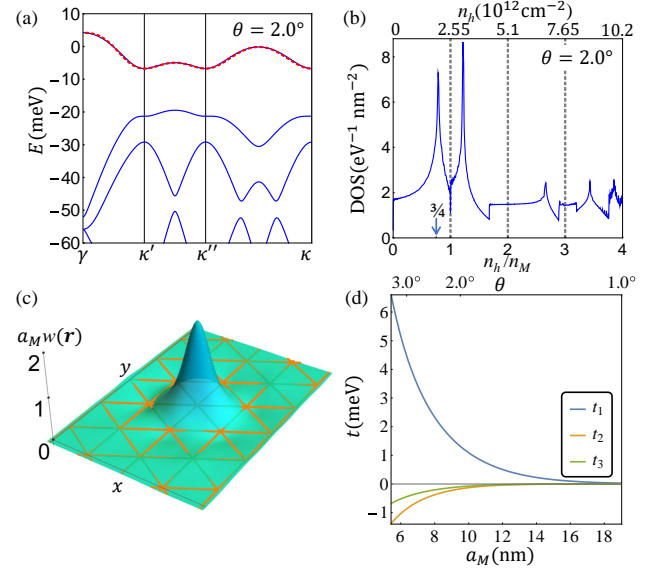


FIG. 2. (a) Moiré bands at twist angle $\theta = 2.0^\circ$. The red dashed line is a tight-binding-model fit to the highest valence band that includes hopping up to the third nearest neighbor. (b) Density of states as a function of the hole filling factor n_h/n_M (bottom) and the hole density n_h (top). (c) The Wannier function $w(\mathbf{r})$ associated with the highest-energy band in (a). $w(\mathbf{r})$ is centered on one of the moiré potential maxima positions. The orange lines are the links of the moiré triangular lattice. (d) Hopping parameters t_n vs. neighbor number n as a function of moiré period a_M (bottom) and twist angle θ (top).

has been described in detail in Refs. [13, 14]. Because the coupling between the two layers can be modified by external vertical electric field [15] and by pressure [16], the moiré potential is experimentally tunable. The unprecedented advantage of van der Waals heterobilayers is that the moiré potential period can be tuned simply by changing the twist angle: $a_M \approx a_0/\theta$. In the case of $\text{WSe}_2/\text{MoSe}_2$, a_M is about 19 nm at 1° twist angle. We note that collective excitations, for example excitons, experience a similar moiré potential energy whose influence has been studied theoretically in Refs. [13, 14, 17].

Hubbard model— The length scales relevant to moiré Hubbard band formation are the moiré period a_M and the spatial extent a_W of the Wannier functions associated with the highest-energy moiré band, which is localized around the triangular lattice of moiré potential maximum positions. Near its maximum the moiré potential can be approximated by a harmonic oscillator potential: $-\beta V(\delta\mathbf{r}/a_M)^2/2$, where $\beta = 16\pi^2 \cos(\psi + 120^\circ)$ for the potential shown in Fig. 1(d). Within this approximation, $a_W \approx [\hbar^2/(\beta m^* V)]^{1/4} \sqrt{a_M}$. Because a_W/a_M scales as $1/\sqrt{a_M}$, we can anticipate that the highest energy moiré band flattens with a decrease in the twist angle.

In Fig. 2(a) we plot the moiré bands of WSe_2 on MoSe_2 obtained by diagonalizing the moiré Bloch Hamiltonian

$\mathcal{H}(\mathbf{k})$ in a plane wave representation:

$$\langle \mathbf{k} + \mathbf{g}' | \mathcal{H} | \mathbf{k} + \mathbf{g} \rangle = -\delta_{\mathbf{g}', \mathbf{g}} \frac{\hbar^2 |\mathbf{k} + \mathbf{g}|^2}{2m^*} + V(\mathbf{g}' - \mathbf{g}), \quad (2)$$

where \mathbf{g} and \mathbf{g}' are moiré reciprocal lattice vectors. The highest valence moiré band at $\theta = 2.0^\circ$ is separated from other bands by an energy gap and has a narrow bandwidth (~ 11 meV). This isolated flat band can be described by a tight-binding model on a triangular lattice:

$$H_0 = \sum_{\tau=\uparrow, \downarrow} \sum_{\mathbf{R}, \mathbf{R}'} t(\mathbf{R}' - \mathbf{R}) c_{\mathbf{R}\tau}^\dagger c_{\mathbf{R}'\tau}, \quad (3)$$

where \mathbf{R} represents the triangular lattice formed by the moiré potential maximum positions, and τ is a valley index. In Fig. 2(b), we show the density of states (DOS) of the single-particle moiré bands as a function of hole density, which is strongly enhanced by the moiré potential, and has sharp peaks at moiré band saddle points. The flat band energy dispersion can be accurately fit by including hopping up to the third nearest neighbor. Figure 2(d) shows the hopping parameters t_n as a function of moiré period a_M , where t_n connects the n th nearest neighbors. The hopping parameters are real, $|t_1|$ is dominant over $|t_{2,3}|$, and all three hopping parameters decrease exponentially with increasing a_M .

Figure 2(c) plots the Wannier wave function $w(\mathbf{r})$ constructed from the isolated band's Bloch states. The spatial extent a_W of this localized wave function increases with moiré pattern period, in agreement with the estimate above, but its ratio to a_M decreases. Correspondingly the on-site Coulomb repulsion energy $U_0 \sim e^2/(\epsilon a_W)$ decreases slowly as the moiré period increases. It follows that the ratio of U_0 to the bandwidth increases very quickly with a_M , and that that electronic states formed when the moiré band is partially occupied by electrons become strongly correlated. The effective dielectric constant ϵ in the bilayer is sensitive to the three-dimensional dielectric environment out to vertical distances $\sim a_M$ from the bilayer, allowing the strength of correlations at a given orientation angle to be adjusted over a wide range. To simulate a Hubbard model with short-range repulsion, we assume that a metallic screening layer is close to the TMD bilayer, but separated from it by a dielectric. Such a metallic layer, formed by graphene for example, could also act as a gate that controls the filling factor of the moiré band. In a simple image-charge approximation, the electron-electron interaction potential is $\tilde{U}(\mathbf{r}) = (e^2/\epsilon)[r^{-1} - (r^2 + D^2)^{-1/2}]$, where $D/2$ is the vertical distance between the metallic layer and the TMD bilayer. When $\tilde{U}(\mathbf{r})$ is projected onto the isolated band Wannier states, and the negligible overlap between Wannier orbitals centered on different sites is noted, the interaction Hamiltonian reduces to the generalized Hubbard form:

$$H_1 = \frac{1}{2} \sum_{\tau, \tau'} \sum_{\mathbf{R}, \mathbf{R}'} U(\mathbf{R}' - \mathbf{R}) c_{\mathbf{R}, \tau}^\dagger c_{\mathbf{R}', \tau'}^\dagger c_{\mathbf{R}', \tau'} c_{\mathbf{R}, \tau}. \quad (4)$$

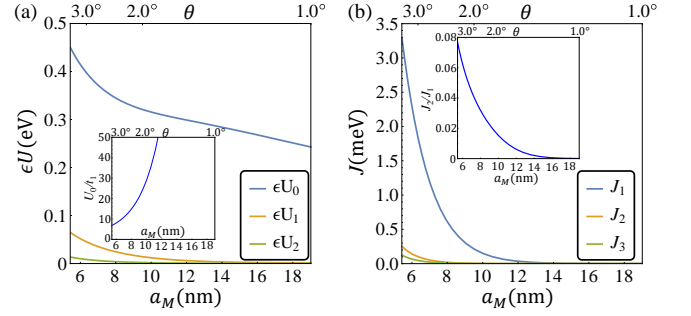


FIG. 3. (a) Hubbard model repulsive interaction parameters ϵU_n , and (b) spin exchange interactions J_n as a function of moiré period a_M and twist angle θ . The insets of (a) and (b) respectively show the ratios U_0/t_1 and J_2/J_1 . The semiconductor background dielectric constant ϵ was set to 10 for the evaluation of U_n . Smaller effective values of ϵ are applicable when the dielectric environment is engineered to maximize interaction strength. For example, ϵ is about 5 when hexagonal boron nitride is used as the dielectric layer.[18]

In Fig. 3 we plot values of repulsive interaction U_0 (on-site), U_1 (nearest-neighbor) and U_2 (second-nearest-neighbor) as a function of moiré period a_M . These results were calculated using $D = 3$ nm, and $U_{1,2}$ are therefore strongly suppressed compared to U_0 . As expected from the scaling analysis above, U_0 decreases only slowly as a_M increases.

Equation (3) combined with (4) describes a generalized Hubbard model on a triangular lattice. The isolated band is fully occupied when the TMD bilayer is charge neutral. By inducing hole carriers, the band becomes partially occupied. When the isolated band is completely emptied by hole doping, the carrier density is $n_M = 2/(\sqrt{3}a_M^2/2)$, where the factor of 2 accounts for the Hubbard model spin degeneracy. We find that $n_M = 0.64 \times 10^{12}(\theta^\circ)^2 \text{ cm}^{-2}$, implying that the full range of band fillings is accessible by electrical gating for θ less than $\sim 4^\circ$. In the following we discuss possible moiré band ground states at $1/2$ and $3/4$ hole doping.

Half filling— When the isolated band is half filled, there is one electron per moiré unit cell. As illustrated in Fig. 3(a), $U_0 \gg t_1$ is satisfied even for a relatively large dielectric constant employed to obtain these estimates. The strong onsite repulsion suppresses double occupation of moiré lattice sites and gives rise to a Mott insulator ground state with only spin degrees of freedom at low energies. In the large U_0 limit, the Hubbard model can be mapped to the spin Heisenberg model:

$$H_S = \sum_{\mathbf{R}, \mathbf{R}'} J(\mathbf{R}' - \mathbf{R}) \mathbf{S}_{\mathbf{R}} \cdot \mathbf{S}_{\mathbf{R}'}, \quad (5)$$

where \mathbf{S} is the $S = 1/2$ spin operator, J is a spin exchange coupling energy, and the prime on the sum indicates that each pair of sites is counted only once. Using t/U perturbation theory [19] to calculate the exchange

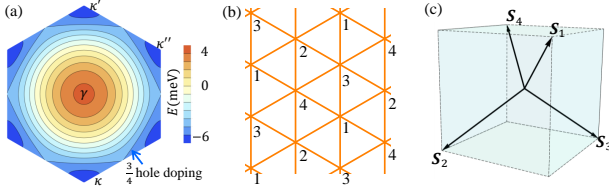


FIG. 4. (a) Energy contours in the moiré Brillouin zone for the highest energy band in Fig. 2(a). (b) Magnetic order on a triangular lattice with four-sublattice tetrahedral antiferromagnetic order. The magnetic moment directions on the four sublattices are specified by the corresponding arrows in (c).

interactions up to the third nearest neighbors, we find that: $J_1 = 4(t_1^2/U_0)[1 - 7(t_1/U_0)^2]$, $J_2 = 4t_2^2/U_0 + 4t_1^4/U_0^3$ and $J_3 = 4t_3^2/U_0 + 4t_1^4/U_0^3$. Here we have expanded to second order in $t_{2,3}$, but to fourth order in t_1 because $|t_1| \gg |t_{2,3}|$. The numerical values of J_n are plotted in Fig. 3(b).

The properties of triangular-lattice Heisenberg models have been thoroughly investigated in previous work. When only nearest neighbor coupling J_1 is non-zero, the ground state has three-sublattice 120° long range antiferromagnetic order. This antiferromagnetic state becomes unstable when the second nearest neighbor coupling J_2 exceeds a critical value. For the quantum spin-1/2 Heisenberg model on triangular lattice, a spin liquid phase has been found in the parameter region $0.06 \lesssim J_2/J_1 \lesssim 0.17$. [20, 21]. As shown in Fig. 3(b), J_2/J_1 exceeds 0.06 when the twist angle θ is larger than 3.0° , which makes the spin liquid state likely to occur. In our case, J_3 is also non-zero but its small magnitude seems unlikely to significantly alter earlier estimates of phase boundaries. The arrival of moiré band strong correlation physics motivates new studies of Heisenberg models with exchange coupling to further neighbors.

3/4 filling— At 3/4 hole doping, flat bands with only nearest-neighbor hopping have a van Hove singularity and the corresponding Fermi surfaces are perfectly nested. As shown in Figs. 2(b) and 4(a), these features are largely retained in realistic models because remote neighbor hopping is weak. The nesting vectors are $\mathbf{b}/2$, where \mathbf{b} is a first-shell moiré reciprocal lattice vector. One candidate ground state has the four-sublattice tetrahedral antiferromagnetic order [22] illustrated in Fig. 4. This magnetic order fully gaps the nested Fermi surface, and gives rise to a quantum anomalous Hall insulator [22] with quantized Hall conductivity of e^2/h at $T = 0$. The tetrahedral order is non-coplanar, and results in a scalar spin chirality: $\chi = \mathbf{S}_i \cdot (\mathbf{S}_j \times \mathbf{S}_k)$. Thermal fluctuations at finite temperature will destroy long-range magnetic order in two dimension. However, the chirality χ is an Ising order parameter which can persist even at finite temperatures and support an anomalous Hall effect. Another candidate state has four-sublattice collinear antiferromagnetic order with site-dependent spin moments. [23]

This state has gapless charge excitations at the Fermi energy in one spin component only, and therefore is a half metal that supports spin currents. In close competition with these magnetic states, there is also an instability towards chiral *d*-wave superconductivity from repulsive interactions. [24, 25] In the renormalization group analysis, *d*-wave superconductivity has been found to be the leading weak coupling instability at 3/4 filling. [25]

Discussion— For twist angles smaller than around 3.5° , the highest energy WSe₂ valence moiré band provides a realization of the triangular lattice Hubbard models. For the special case of half-filling the system provides a realization of quantum spin models on triangular lattices. Although the triangular lattice is frustrated, the spin-model ground state is a relatively conventional antiferromagnet when only nearest neighbor interactions are present. Our calculations demonstrate that twist angles can be turned to regimes in which spin-liquid states are expected. The estimated spin-interaction energy scales are on the meV energy scale, making the low-temperature properties of these quantum spin systems accessible at dilution fridge temperature scales. The competition between strongly correlated states in the moiré band Hubbard model can be tuned by the twist angle, the dielectric environment, and by strain that generates anisotropy for the triangular lattice. Furthermore, moiré band Hubbard model realizations also allow strongly correlated electron systems to be studied in new ways. For example by examining how the carrier density depends on gate voltages it is possible to extract the Hubbard model chemical potential as a function of carrier density, and in this way to quantitatively extract among other properties, the size of charge gaps expected at 1/2 filling, and in some cases also at 3/4 filling.

One of the most interesting possibilities offered by TMD moiré band systems is that of measuring spin transport characteristics in strongly correlated electron systems and comparing them directly with charge transport characteristics. Single layer TMD systems can be optically driven [26–28] into steady states with valley (and therefore spin) dependent chemical potentials, allowing them to be used as spin and charge reservoirs, and as spin-polarization detectors. These capabilities allow for measurements of coupled spin and charge transport in strongly correlated electron systems, a topic of great theoretical interest [29, 30], and an important goal of cold-atom Hubbard model simulation efforts [31–33].

FW thanks I. Martin for valuable discussions. Work at Austin was supported by the Department of Energy, Office of Basic Energy Sciences under contract DE-FG02-ER45118 and award # DE-SC0012670, and by the Welch foundation under grant TBF1473. Work at Argonne National Laboratory was supported by the Department of Energy, Office of Science, Materials Science and Engineering Division. The authors acknowledge HPC resources provided by the Texas Advanced Computing

Center (TACC) at The University of Texas at Austin.

-
- [1] R. Bistritzer and A. H. MacDonald, Proc. Natl. Acad. Sci. U.S.A. **108**, 12233 (2011).
- [2] K. Kim, A. DaSilva, S. Huang, B. Fallahazad, S. Larentis, T. Taniguchi, K. Watanabe, B. J. LeRoy, A. H. MacDonald, and E. Tutuc, Proc. Natl. Acad. Sci. U.S.A. **114**, 3364 (2017).
- [3] Y. Cao, V. Fatemi, A. Demir, S. Fang, S. L. Tomarken, J. Y. Luo, J. D. Sanchez-Yamagishi, K. Watanabe, T. Taniguchi, E. Kaxiras, R. C. Ashoori, and P. Jarillo-Herrero, Nature **556**, 80 (2018).
- [4] Y. Cao, V. Fatemi, S. Fang, K. Watanabe, T. Taniguchi, E. Kaxiras, and P. Jarillo-Herrero, Nature **556**, 43 (2018).
- [5] D. Xiao, G.-B. Liu, W. Feng, X. Xu, and W. Yao, Phys. Rev. Lett. **108**, 196802 (2012).
- [6] C. Zhang, C. Gong, Y. Nie, K.-A. Min, C. Liang, Y. J. Oh, H. Zhang, W. Wang, S. Hong, L. Colombo, R. M. Wallace, and K. Cho, 2D Materials **4**, 015026 (2017).
- [7] N. R. Wilson, P. V. Nguyen, K. Seyler, P. Rivera, A. J. Marsden, Z. P. L. Laker, G. C. Constantinescu, V. Kandyba, A. Barinov, N. D. M. Hine, X. Xu, and D. H. Cobden, Sci. Adv. **3**, e1601832 (2017).
- [8] C. Zhang, C.-P. Chuu, X. Ren, M.-Y. Li, L.-J. Li, C. Jin, M.-Y. Chou, and C.-K. Shih, Sci. Adv. **3**, e1601459 (2017).
- [9] Y. Pan, S. Fölsch, Y. Nie, D. Waters, Y.-C. Lin, B. Jarriwala, K. Zhang, K. Cho, J. A. Robinson, and R. M. Feenstra, Nano Letters **18**, 1849 (2018).
- [10] See Supplemental Material at <http://link.aps.org/supplemental> for moiré bands in WSe₂/MoS₂ bilayer and additional discussion on moiré potential, which includes Ref. [34].
- [11] J. Jung, A. Raoux, Z. Qiao, and A. H. MacDonald, Phys. Rev. B **89**, 205414 (2014).
- [12] P. Giannozzi *et al.*, J. Phys.: Condens. Matter **21**, 395502 (2009).
- [13] F. Wu, T. Lovorn, and A. H. MacDonald, Phys. Rev. Lett. **118**, 147401 (2017).
- [14] F. Wu, T. Lovorn, and A. H. MacDonald, Phys. Rev. B **97**, 035306 (2018).
- [15] H. C. P. Movva, T. Lovorn, B. Fallahazad, S. Larentis, K. Kim, T. Taniguchi, K. Watanabe, S. K. Banerjee, A. H. MacDonald, and E. Tutuc, Phys. Rev. Lett. **120**, 107703 (2018).
- [16] M. Yankowitz, J. Jung, E. Laksono, N. Leconte, B. L. Chittari, K. Watanabe, T. Taniguchi, S. Adam, D. Graf, and C. R. Dean, Nature **557**, 404 (2018).
- [17] H. Yu, G.-B. Liu, J. Tang, X. Xu, and W. Yao, Sci. Adv. **3**, e1701696 (2017).
- [18] C. R. Dean, A. F. Young, I. Meric, C. Lee, L. Wang, S. Sorgenfrei, K. Watanabe, T. Taniguchi, P. Kim, K. L. Shepard, and J. Hone, Nature Nanotechnology **5**, 722 (2010).
- [19] A. H. MacDonald, S. M. Girvin, and D. Yoshioka, Phys. Rev. B **37**, 9753 (1988).
- [20] Z. Zhu and S. R. White, Phys. Rev. B **92**, 041105 (2015).
- [21] W.-J. Hu, S.-S. Gong, W. Zhu, and D. N. Sheng, Phys. Rev. B **92**, 140403 (2015).
- [22] I. Martin and C. D. Batista, Phys. Rev. Lett. **101**, 156402 (2008).
- [23] R. Nandkishore, G.-W. Chern, and A. V. Chubukov, Phys. Rev. Lett. **108**, 227204 (2012).
- [24] R. Nandkishore, L. S. Levitov, and A. V. Chubukov, Nature Physics **8**, 158 (2012).
- [25] R. Nandkishore, R. Thomale, and A. V. Chubukov, Phys. Rev. B **89**, 144501 (2014).
- [26] K. F. Mak, K. He, J. Shan, and T. F. Heinz, Nat. Nanotechnol. **7**, 494 (2012).
- [27] K. F. Mak, K. L. McGill, J. Park, and P. L. McEuen, Science **344**, 1489 (2014).
- [28] K. Hao, G. Moody, F. Wu, C. K. Dass, L. Xu, C.-H. Chen, L. Sun, M.-Y. Li, L.-J. Li, A. H. MacDonald, and X. Li, Nature Physics **12**, 677 (2016).
- [29] H. Kim and D. A. Huse, Phys. Rev. A **86**, 053607 (2012).
- [30] C. Karrasch, D. M. Kennes, and J. E. Moore, Phys. Rev. B **90**, 155104 (2014).
- [31] T. Esslinger, Annual Review of Condensed Matter Physics **1**, 129 (2010).
- [32] R. A. Hart, P. M. Duarte, T.-L. Yang, X. Liu, T. Paiva, E. Khatami, R. T. Scalettar, N. Trivedi, D. A. Huse, and R. G. Hulet, Nature **519**, 211 (2015).
- [33] M. A. Nichols, L. W. Cheuk, M. Okan, T. R. Hartke, E. Mendez, T. Senthil, E. Khatami, H. Zhang, and M. W. Zwierlein, arXiv:1802.10018 (2018).
- [34] T. Björkman, A. Gulans, A. V. Krasheninnikov, and R. M. Nieminen, Phys. Rev. Lett. **108**, 235502 (2012).

Supplemental Material

MOIRÉ BANDS IN WSe₂/MoS₂ BILAYERS

In the different-chalcogen heterobilayer WSe₂/MoS₂, the top-most valence bands are also primarily associated with WSe₂ layer. There is a relatively large difference in lattice constants between WSe₂ and MoS₂, and the mismatch δ is $|a_0 - a'_0|/a_0 \approx 3.9\%$, where $a_0 \approx 3.32$ Å and $a'_0 \approx 3.19$ Å are respectively lattice constants of WSe₂ and MoS₂. Due to the mismatch δ , there is a moiré pattern even in rotationally aligned WSe₂/MoS₂ bilayer. Experimentally, scanning tunneling microscopy measurement has identified a spatial variation with an amplitude of 50 meV in the valence band maximum energy of aligned WSe₂/MoS₂ bilayer in AA stacking.[8] We study moiré bands in this system, and the analysis is similar to that presented in the main text. The moiré potential that acts on the valence band states of WSe₂ is still approximated by:

$$\Delta(\mathbf{r}) = \sum_{\mathbf{b}} V(\mathbf{b}) \exp[i\mathbf{b} \cdot \mathbf{r}] \quad (6)$$

where the summation over \mathbf{b} is again restricted to the six moiré reciprocal lattice vectors in the first shell, which are given by: $\mathbf{b}_j \approx \theta \mathbf{G}_j \times \hat{z} - \delta \mathbf{G}_j$. Here θ is the rotation angle, δ is the lattice constant mismatch, and \mathbf{G}_j is the reciprocal lattice vectors of monolayer WSe₂ in the first shell. We also require that $V(\hat{\mathcal{R}}_{2\pi/3}\mathbf{b}) = V(\mathbf{b})$ and $V(\mathbf{b}) = V^*(-\mathbf{b})$, and all six $V(\mathbf{b})$ are therefore fixed by $V(\mathbf{b}_1) = V \exp(i\psi)$. By fitting to the experimentally measured moiré potential [8], we obtain that (V, ψ) is (5.1 meV, -71°) for WSe₂ on MoS₂ in AA stacking. The moiré period is determined by $a_M \approx a_0/\sqrt{\theta^2 + \delta^2}$, which is about 8.5 nm in the aligned case ($\theta = 0^\circ$) and decreases as the twist angle increases.

Results for this system are summarized in Fig. 5. At $\theta = 0^\circ$, the highest valence moiré band is isolated from other bands and has a bandwidth about 20 meV. The Hubbard repulsive interaction can be at least an order of magnitude larger compared to the hopping parameters. Therefore, Hubbard model physics can also be realized in WSe₂/MoS₂ bilayer, and the candidate many-body ground states discussed in the main text are applicable as well.

DISCUSSION ON MOIRÉ POTENTIAL

Density-functional theory (DFT) with local or semilocal exchange and correlation functionals fails to capture the long-range van der Waals (vdW) interactions between layers in vdW structures, and leads to inaccurate estimation of binding energies.[34] DFT with random-phase

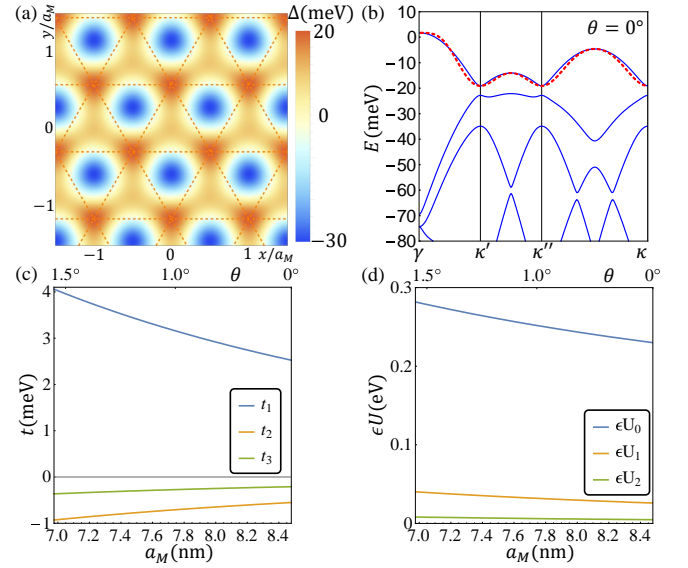


FIG. 5. (a) Moiré potential energy and (b) moiré bands for valence states of WSe₂ aligned with MoS₂ in AA stacking. (c) Hopping parameters t_n and (d) Hubbard model repulsive interaction parameters ϵU_n as a function of moiré period a_M (bottom) and twist angle θ (top).

approximation (RPA) correction is required to account for the nonlocal vdW interactions; however, RPA correction is computationally expensive and is beyond the scope of this work.[34] Our primary interest is on the position dependence of the valence band maximum energy, which varies in the moiré pattern mainly due to the change in the *local* atomic coordination between the two layers. For this reason, we expect that the moiré potential will depend less sensitively on the non-local vdW interaction, and DFT with local-density approximation (LDA) can provide a qualitative estimation of the moiré potential. As shown in the main text, LDA predicts a moiré potential with an amplitude about 60 meV in AA-stacked WSe₂/MoS₂ bilayer, which is comparable to the experimentally measured moiré potential in a WSe₂/MoS₂ bilayer.[8]. This provides a strong justification for our proposal that uses TMD bilayers to simulate Hubbard model physics.

We have focused on the AA stacked bilayer. In TMD heterostructures with a small difference in lattice constant or orientation, there is another distinct stacking configuration denoted as AB.[14] AA and AB stacking are distinguished by a 180° rotation of the top layer. We find that moiré potential is typically shallower in AB stacking compared to AA. In the case of AB stacked WSe₂/MoS₂, LDA calculation leads to a moiré potential with an amplitude about 10 meV for valence band states associated with WSe₂. For this system, the highest valence moiré band is energetically isolated from other bands when the twist angle θ is less than 1.5° , and therefore, Hubbard model physics can be realized at small

twist angles. In homobilayers like $\text{WSe}_2/\text{WSe}_2$, the layer degree-of-freedom can be effectively removed by applying an external vertical electric field. Thus, spin-1/2 Hubbard model can also be studied in twisted homobilayers.

We have used a rigid rotation picture for the moiré pat-

tern, assuming that there is no lattice relaxation. Corrections to this rigid-rotation model will become important only when the moiré period is much larger compared to the width of grain boundaries.