

# Reactive Supervisory Control of Open Discrete Event Systems

Alireza Partovi, *Student Member, IEEE*, and Hai Lin, *Senior Member, IEEE*

**Abstract**—The conventional Wonham-Ramadge supervisory control framework of discrete event systems enforces a closed discrete event system to generate correct behaviors under certain environments, which can be captured by an appropriate plant model. Nevertheless, such control methods cannot be directly applied for many practical engineering systems nowadays since they are open systems and their operation heavily depends on nontrivial interactions between the systems and the external environments. These open systems should be controlled in such a way that accomplishment of the control objective can be guaranteed for any possible environment, which may be dynamic, uncertain and sometimes unpredictable. In this paper, we aim at extending the conventional supervisory control theory to open discrete event systems in a reactive manner. Starting from a novel input-output automaton model of an open system, we consider control objectives that characterize the desired input-output behaviors of the system, based on which a game-theoretic approach is carried out to compute a reactive supervisor that steers the system to fulfill the specifications regardless of the environment behaviors. We present a necessary and sufficient conditions for the existence of such a reactive supervisor. Furthermore, illustrative examples are given throughout this paper to demonstrate the key definitions and the effectiveness of the proposed reactive supervisor synthesis framework.

## I. INTRODUCTION

Discrete event systems (DESs) refer to as a class of dynamical systems that possess a discrete state space and evolve in response to abrupt occurrences of certain qualitative changes, called *events*. Due to the fact that operation of many engineering systems nowadays, ranging from intelligent manufacturing systems to transportation networks, is governed by the sequential executions of certain control actions and hence shows great event-driven features, DESs have become useful in practice in recent years [1].

A fundamental research question in DESs is to design a feedback controller, called a *supervisor*, to drive a DES to achieve certain desired formal properties. The theory of supervisory control of DESs was first introduced by Ramadge and Wonham [2], where the DES was modeled by a finite automaton, and the specifications were expressed in regular languages. Later on, the supervisory control theory for DES was further extended to variety of formal specifications, such as  $\omega$ -regular languages [3] and temporal logic formulas [4].

We argue that the majority of existing results on DES supervisor synthesis are only suitable for *closed systems*,

since the interactions between the plant and environments are assumed to be known and can be fully captured by the uncontrolled DES plant. Nevertheless, this assumption may not be appropriate for many modern engineering systems, for instance, web-service security systems [5], robotic manipulation systems [6], since they are *open systems*, that are directly exposed to dynamic and uncertain environments. Furthermore, the control specification for open systems, namely *reactive specifications*, often are required to be guaranteed with respect to all possible environment behaviors, which goes beyond the traditional supervisory control theory of closed DESs [2].

To bridge the gap between conventional DES supervisory control theory and open systems, recent years have witnessed efforts devoted to the supervisory control of input/output DES. Non-blocking output supervisors were synthesized for DES with outputs in [7]. Authors in [8] and [9] studied the supervisor synthesis technique for Mealy automata with non-deterministic output functions. Authors in [10] proposed a new interpretation of the I/O transitions, based on which a controller that enforced determinism and non-blockingness of the closed-loop system was designed. The control objectives in the aforementioned papers were to restrict the controllable input events such that the system output behavior meets a specification. The supervised plant is therefore, a closed-system and can not accept reactive specifications expressing the interactions between the plant and environment.

On the other hand, in the computer sciences literature, *reactive synthesis* approaches have been pursued to construct an open system, namely *reactive module*, to satisfy a given specification, regardless how the environment behaves, [11]–[13]. The majority of these works, however, either did not consider an internal dynamic model for the reactive module, or assumed that its behavior can be encoded in the specification [4], which can dramatically increase the computational complexity of the synthesis procedure. Exceptions are [14], where it was assumed that all the plant output events are controllable and hence, no controllability constraints imposed by the plant were taken into consideration.

A connection between reactive synthesis and supervisory control of DES was conducted in [15], [16], which mainly addressed the conditions under which one design framework can be converted to the other. In this work, we have a different goal that is to study supervisory control for a class of open DESs with reactive specifications.

Towards this aim, we first propose an *open DES* model whose behaviors essentially depends on the internal model of the system and its interactions with an external dynamic environment. Upon this model, we consider regular language

This work was supported in part by the National Science Foundation under Grant ECCS-1253488, Grant IIS-1724070, and Grant CNS-1830335, and in part by the Army Research Laboratory under Grant W911NF-17-1-0072.

The authors are with the Department of Electrical Engineering, University of Notre Dame, Notre Dame, IN, 46556 USA. [apartovi@nd.edu](mailto:apartovi@nd.edu), [hlin1@nd.edu](mailto:hlin1@nd.edu)

specifications defined over the system's input-output behaviors, and then develop a game-theoretic design approach for the supervisor such that the controlled system achieves the the specifications regardless of behaviors of the environment. Our basic idea is to construct a two-player game among the environment, and a supervisor representing all the controllable system outputs. It turns out that synthesizing the appropriate reactive supervisor can be reduced to finding a winning strategy for the supervisor player.

The rest of this paper is organized as follows. In Section II, we introduce the open DES model and define its recognized languages. A necessary and sufficient condition for the existence of a reactive supervisor is presented in Section V. An illustrative example is utilized throughout the paper to explain the key definitions and the effectiveness of the proposed game-theoretic supervisor design method.

## II. OPEN DISCRETE-EVENT SYSTEMS

To formally define open DESs, we first review the following notations. For a given finite set (alphabet) of *events*  $\Sigma$ , a finite *word*  $w = \sigma_0\sigma_1 \dots \sigma_n$ ,  $n \geq 1$ , is a finite sequence of elements in  $\Sigma$ , for all  $\sigma_i \in \Sigma$ , and  $0 \leq i \leq n$ . We denote the length of  $w$  by  $|w|$ . Let  $w$ , and  $u$  be finite words,  $w \cdot u$  is their *concatenations*. The notation  $2^\Sigma$  refers to power set of  $\Sigma$ , that is, the set of all subsets of  $\Sigma$ . A set difference is  $\Sigma - A = \{x \mid x \in \Sigma, x \notin A\}$ . We denote  $\Sigma^*$  the set of all finite words including the empty word  $\epsilon$ . A subset of  $\Sigma^*$  is called a *language* over  $\Sigma$ . The *prefix-closure* of a language  $\mathcal{L} \subseteq \Sigma^*$ , denoted as  $\overline{\mathcal{L}}$ , is the set of all *prefixes* of words in  $\mathcal{L}$ , i.e.,  $\overline{\mathcal{L}} = \{s \in \Sigma^* \mid (\exists t \in \Sigma^*) [st \in \mathcal{L}]\}$ .  $\mathcal{L}$  is said to be *prefix-closed* if  $\overline{\mathcal{L}} = \mathcal{L}$ . We denote the set of all non-negative integer as  $\mathbb{N}$ .

*Definition 1:* The uncontrolled open DES plant is defined by  $\mathcal{P} = (Q_p, \Sigma_p, \Sigma_x, \Sigma_y, q_{p0}, \delta_p, \gamma_p, Q_{pm})$ , where  $Q_p$  is the finite set of plant states,  $\Sigma_p$  is the finite set of internal events which is partitioned into disjoint sets of controllable events  $\Sigma_c$ , and uncontrollable events  $\Sigma_{uc}$ . The finite sets  $\Sigma_x = \{x_1, x_2, \dots, x_n\}$  and  $\Sigma_y = \{y_1, y_2, \dots, y_m\}$ , respectively representing the external environment or the input, and the plant output event sets.  $q_{p0} \in Q_p$  denotes the initial state.  $\delta_p : Q_p \times \Sigma_x \times \Sigma_p \rightarrow Q_p$  is the transition function of the plant.  $\gamma_p : Q_p \times \Sigma_p \rightarrow \Sigma_y$  is the output function which assigns deterministically an output symbol to pair of the state and events, and  $Q_{pm} \subseteq Q_p$  is the set of mark states.

The transition function  $\delta_p$ , and  $\gamma_p$  are respectively extended to a partial function on  $\delta_p : Q_p \times (\Sigma_x \times \Sigma_p)^* \rightarrow Q_p$ , and  $\gamma_p : Q_p \times \Sigma_p^* \rightarrow \Sigma_y$  in a standard way. The notation  $\delta_p(q, x, \sigma)!$  means the function  $\delta_p$  is defined, and is non-empty at state  $q \in Q_p$ , for  $x \in \Sigma_x$  and  $\sigma \in \Sigma_p$ .

Without loss of generality, we assume the events sets are disjoint, and all the state  $q \in Q$  are reachable from initial state  $q_{p0}$ . Furthermore, an open DES is required to process every external input event. Therefore, all states  $q_p \in Q_p$  have to be input-enabled, that is  $\delta_p(q_p, x, \sigma)!$ , for some  $\sigma \in \Sigma_p$ , and all  $x \in \Sigma_x$ .

*Remark 1:* The proposed open DES formalism is syntactically similar to an I/O automaton of [17] and the interface

automaton introduced in [18]. In a similar fashion, every state in an open DES is allowed to be receptive toward all possible external input events, however, here the output behavior is defined to be a mapping function from the internal system behavior which itself is influenced by the environment. This condition is important to be considered in reactive synthesis of open systems since the environment may restrict the plant output behavior. Furthermore, the trace of input and output action on the I/O and interface automata are not necessarily prefix-closed [17], which is a required property in reactive synthesis [19]. We will later show that input-output event trace of an open DES is prefix-closed.

*Remark 2:* In our setup, we consider deterministic open DES that is required to have a deterministic transition and output functions. The legal behavior of this system can be adequately expressed in terms of a finite regular language. We believe similar to conventional non-deterministic DES [20], non-deterministic open DESs can be transformed into a deterministic one that accepts the same language.

Let's denote the set of all the events in the plant as  $\Sigma_e = \Sigma_x \times \Sigma_p \times \Sigma_y$ . Projection function to input-output event, internal, and input event sets are respectively denote as  $P_{xy} = \Sigma_e^* \rightarrow (\Sigma_x \times \Sigma_y)^*$ ,  $P_{xp} = \Sigma_e^* \rightarrow (\Sigma_x \times \Sigma_p)^*$ . They inductively are defined as followings and can be extended to the sets.

- $P_p((\epsilon, \epsilon, \epsilon)) = \epsilon$ ,  $P_{xp}((\epsilon, \epsilon, \epsilon)) = P_{xy}((\epsilon, \epsilon, \epsilon)) = (\epsilon, \epsilon)$ ,  $\forall w_e \in \Sigma_e^*$ , and  $(x, \sigma, y) \in \Sigma_e$ :  
 $P_x(w_e \cdot (x, \sigma, y)) = P_x(w_e) \cdot x$ ,  
 $P_p(w_e \cdot (x, \sigma, y)) = P_p(w_e) \cdot \sigma$ ,  
 $P_y(w_e \cdot (x, \sigma, y)) = P_y(w_e) \cdot y$ ,  
 $P_{xp}(w_e \cdot (x, \sigma, y)) = P_{xp}(w_e) \cdot (x, \sigma)$ ,  
 $P_{xy}(w_e \cdot (x, \sigma, y)) = P_{xy}(w_e) \cdot (x, y)$ .

The extended input-output language of  $\mathcal{P}$  captures the generated internal and the corresponding output behavior of the plant for any possible environment behavior. It can be formally defined as follows.

*Definition 2:* The plant's extended input-output language, denoted by  $\mathcal{L}_e(\mathcal{P}) \subseteq \Sigma_e^*$ , is defined recursively by:

- $(\epsilon, \epsilon, \epsilon) \in \mathcal{L}_e(\mathcal{P})$ , and
- for any  $w_e \in \mathcal{L}_e(\mathcal{P})$ , and  $(x, \sigma, y) \in (\Sigma_x \times \Sigma_p \times \Sigma_y)$  then  $w_e \cdot (x, \sigma, y) \in \mathcal{L}_e(\mathcal{P})$ ,  
iff  $\delta_p(\delta_p(q_{p0}, P_{xp}(w_e)), x, \sigma)!$ ,  
and  $y = \gamma_p(\delta_p(q_{p0}, P_{xp}(w_e)), \sigma)$ .

Similarly, the marked extended input-output language of the plant can be defined as:  $\mathcal{L}_{e,m}(\mathcal{P}) = \{w_e \in \mathcal{L}_e(\mathcal{P}) \mid \delta_p(q_{p0}, P_{xp}(w_e)) \in Q_{pm}\}$ . In the design of reactive supervisor, the input-output language of the plant is our interest. Input-output language of the plant  $\mathcal{P}$  is  $\mathcal{L}_{io}(\mathcal{P}) = \{w \in (\Sigma_x \times \Sigma_y)^* \mid w \in P_{xy}(\mathcal{L}_e(\mathcal{P}))\}$ , and the input-output marked language is  $\mathcal{L}_{io,m}(\mathcal{P}) = \{w \in (\Sigma_x \times \Sigma_y)^* \mid w \in P_{xy}(\mathcal{L}_{e,m}(\mathcal{P}))\}$ . The internal language of  $\mathcal{P}$ , and its marked internal language are defined over execution of internal events,  $\Sigma_p$ , and respectively are given as  $\mathcal{L}(\mathcal{P}) = \{w_p \in \Sigma_p^* \mid w_p \in P_p(\mathcal{L}_e(\mathcal{P}))\}$ , and  $\mathcal{L}_m(\mathcal{P}) = \{w_p \in \Sigma_p^* \mid w_p \in P_p(\mathcal{L}_{e,m}(\mathcal{P}))\}$ . We illustrate the introduced open DES model and the generated languages in the following example.

*Example 1:* Let's consider an open DES shown in Fig. 1, where  $\Sigma_p = \{\sigma_c, \sigma_u\}$ ,  $X = \{x_1, x_2\}$ , and  $Y = \{y_1, y_2\}$ . An edge in the model is in the form of  $x\sigma/y$ , where  $\sigma \in \Sigma_p$  is the enabled internal event, and  $x \in \Sigma_x$  represents the environment event, and  $y \in \Sigma_y$  is the generated output event. Multiple labels over an edge indicates multiple enabled transitions. For example, a word in extended input-output language is  $(\epsilon, \epsilon, \epsilon)(x_1, \sigma_u, y_1)(x_1, \sigma_c, y_2) \in \mathcal{L}_e(\mathcal{P})$ , and the projection of it into the input-output language and internal language of the plant respectively are  $(\epsilon, \epsilon)(x_1, y_1)(x_1, y_2) \in \mathcal{L}_{io}(\mathcal{P})$ , and  $\epsilon\sigma_u\sigma_c \in \mathcal{L}(\mathcal{P})$ .

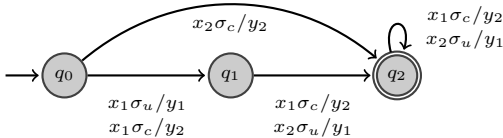


Fig. 1. Open discrete event system for Example 1.

### III. SEQUENTIAL INPUT-OUTPUT BEHAVIOR

In this section we aim to characterize the input-output behaviour of the proposed open DES as a reactive module such that it recognizes a regular language specification. The input-output behaviour a reactive module is typically implemented over a Mealy or Moore transducer [21].

*Definition 3:* A deterministic *Mealy transducer* is a tuple  $\mathcal{T} = (Q_k, \Sigma_x, \Sigma_y, q_{k0}, \delta_k, \gamma_k, Q_{km})$ , where  $Q_k$  is the finite set of states,  $q_{k0} \in Q_k$  is the initial state,  $\Sigma_x$  and  $\Sigma_y$  are respectively disjoint set of input and output event sets,  $\delta_k : Q_k \times \Sigma_x \rightarrow Q_k$  is the transition function,  $\gamma_k : Q_k \times \Sigma_x \rightarrow \Sigma_y$  is the state output function, and  $Q_{km} \subseteq Q_k$  is the set of marked states. An accepted run in  $\mathcal{T}$  over a finite input word  $w_x = x_0x_1 \dots x_n \in \Sigma_x^*$ , is denoted as  $r = q_0q_1 \dots q_n$ , where  $q_0 = q_{k0}$ , and  $q_{i+1} = \delta_k(q_i, x_i)$  for  $i \in \{0, \dots, n-1\}$ . The run  $r$  over input word  $w_x$  generates a finite word  $L(w_x) \in (\Sigma_x \times \Sigma_y)^*$  such that  $L(w_x)_i = (\gamma_k(q_i, x_i), x_i)$  for  $i \in \{0, \dots, n-1\}$ . The input-output language or simply language of  $\mathcal{T}$  is  $\mathcal{L}(\mathcal{T}) = \{L(w_x) \mid \forall w_x \in \Sigma_x^*\}$ , and the marked language  $\mathcal{L}_m(\mathcal{T}) = \{L(w_x) \mid \delta_k(q_{k0}, w_x) \in Q_{km}, \forall w_x \in \Sigma_x^*\}$ . A transducer is called *input-complete* if  $\delta_k(q, x)!$  for any  $q \in Q_k$  and  $\forall x \in \Sigma_x$ .

The proposed open DES,  $\mathcal{P}$ , at the state  $q \in Q_p$ , reads the environment input  $x \in \Sigma_x$ , executes an available internal event  $\sigma \in \Sigma_p$ , transits according to the transition function  $\delta_p$ , and generates the output events through  $\gamma_p(q, \sigma)$ . We use a notation of *sequential input-output relationship* to formalize this behavior.

*Definition 4:* A function  $\mathcal{R} : \Sigma_x^* \rightarrow \Sigma_y^*$  is called sequential input-output relation if the following conditions hold:

- $C_1$ :  $\mathcal{R}(\epsilon) = \epsilon$ , and for all  $w_x \in \Sigma_x^*$ ,  $\mathcal{R}(w_x)$  is defined.
- $C_2$ : For all  $w_x \in \Sigma_x^*$ ,  $|w_x| = |\mathcal{R}(w_x)|$ .
- $C_3$ :  $\mathcal{R}$  is prefix preserving, i.e., for all  $w_x, v_x \in \Sigma_x^*$ , if  $v_x \in \overline{w_x}$  then  $\mathcal{R}(v_x) \in \overline{\mathcal{R}(w_x)}$ .

If input-output behaviour of an open DES,  $\mathcal{P}$ , satisfies the properties of sequential input-output relationship, then there

exists a finite-state Mealy transducer,  $\mathcal{T}$ , such that  $\mathcal{L}_{io}(\mathcal{P}) = \mathcal{L}(\mathcal{T})$  [22].

*Proposition 1:* The input-output language of an open DES  $\mathcal{P}$  respects the sequential input-output relation  $\mathcal{R}$ .

*Proof:* Since  $(\epsilon, \epsilon) \in \mathcal{L}_{io}(\mathcal{P})$ , and all the states of  $\mathcal{P}$  are input-enabled,  $C_1$  trivially holds. We first prove  $C_3$  holds. Consider any  $w_x, v_x \in \Sigma_x^*$ , such that  $v_x \in \overline{w_x}$ . Note that since all the states in plant  $\mathcal{P}$  are input-enabled, the plant recognizes any  $w_x \in \Sigma_x^*$ , and hence, there should exist  $w_e \in \mathcal{L}_e(\mathcal{P})$  such that  $P_x(w_e) = w_x$ . Furthermore since  $\mathcal{L}_e(\mathcal{P})$  is prefix-closed, and plant recognizes  $v_x$ , there should exist some  $v_e \in \mathcal{L}_e(\mathcal{P})$  such that  $v_e \in \overline{w_e}$  and  $P_x(v_e) = v_x$ . Since the plant transition and output functions are deterministic, if  $v_e \in \overline{w_e}$ , we have  $P_y(v_e) \in P_y(\overline{w_e})$ , and thus  $C_3$  holds.

Moreover, since  $\delta_p$ , and  $\gamma_p$  are deterministic functions, for any environment input word, the plant generates an output word with the same length, i.e.,  $\forall w_e \in \mathcal{L}_e(\mathcal{P})$ , we have  $|P_x(w_e)| = |P_y(w_e)|$ , and therefore  $C_2$  holds. ■

### IV. REACTIVE SUPERVISORY CONTROL PROBLEM

With the proposed open DES model, we aim to design a supervisor to control the plant with respect to a reactive specification. In our setup, the reactive supervisor observes history of the environment input words, and the plant internal language, and then chooses a *control pattern* for the plant. Intuitively control pattern is a set of events that the supervisor permits to be executed at any given state of the plant. Any control pattern must include the uncontrollable events, since no supervisor can disable them. Control pattern set is defined as following and it is illustrated in Example 2.

*Definition 5:* Set of all control patterns in an open DES  $\mathcal{P}$ , is defined as  $\Theta = \{\theta \in 2^{\Sigma_p} \mid \Sigma_u \subseteq \theta\}$ .

*Example 2:* Consider the open DES in Fig. 1 with  $\Sigma_c = \{\sigma_c\}$ , and  $\Sigma_{uc} = \{\sigma_u\}$ . The control patterns are  $\theta_1 = \{\sigma_c, \sigma_u\}$ ,  $\theta_2 = \{\sigma_u\}$ . □

Another ingredient for the presented reactive supervisory control framework is the histories of the environment and plant behaviors. We define this history as  $His_x(\mathcal{P}) := P_{xy}(\mathcal{L}_e(\mathcal{P})) \cdot \Sigma_x$  that captures the environment inputs and the occurred internal events of the plant.

The reactive supervisor is defined as a function  $\mathcal{S} : His_x(\mathcal{P}) \rightarrow \Theta$ . The supervised open DES then only executes a state transition if it is not restricted by the environment input, and it is allowed by the supervisor. We denote the supervised plant by  $\mathcal{S}/\mathcal{P}$ , and define its closed-loop languages in the following definition.

*Definition 6:* The extended input-output language of supervised plant  $\mathcal{L}_e(\mathcal{S}/\mathcal{P})$  is recursively defined by:

- $(\epsilon, \epsilon, \epsilon) \in \mathcal{L}_e(\mathcal{S}/\mathcal{P})$ , and
- for any  $w_e \in \mathcal{L}_e(\mathcal{S}/\mathcal{P})$ , and  $(x, \sigma, y) \in \Sigma_e$  then  $w_e(x, \sigma, y) \in \mathcal{L}_e(\mathcal{S}/\mathcal{P})$  iff  $w_e(x, \sigma, y) \in \mathcal{L}_e(\mathcal{P})$ , and  $\sigma \in \mathcal{S}(P_{xy}(w_e) \cdot x)$ .

and the marked set of that is  $\mathcal{L}_{e,m}(\mathcal{S}/\mathcal{P}) = \mathcal{L}_e(\mathcal{S}/\mathcal{P}) \cap \mathcal{L}_{e,m}(\mathcal{P})$ . The input-output language of  $\mathcal{S}/\mathcal{P}$  also is defined by  $\mathcal{L}_{io}(\mathcal{S}/\mathcal{P}) = \{w \in (\Sigma_x \times \Sigma_y)^* \mid w \in P_{xy}(\mathcal{L}_e(\mathcal{S}/\mathcal{P}))\}$ , and  $\mathcal{S}/\mathcal{P}$  marked input-output language is  $\mathcal{L}_{io,m}(\mathcal{S}/\mathcal{P}) = \mathcal{L}_{io}(\mathcal{S}/\mathcal{P}) \cap \mathcal{L}_{io,m}(\mathcal{P})$ .

We aim to design a reactive supervisor with a pessimistic environment assumption, meaning, the open DESs environment is free to behave as it pleases. Therefore, the input-complete property ensures that the specification has defined an output for any environment behaviour.

*Definition 7:* We call language  $K \subseteq (\Sigma_x \times \Sigma_y)^*$  a finite regular reactive specification if it can be realized by an input-complete transducer  $\mathcal{T}$  such that  $K = \mathcal{L}_m(\mathcal{T})$ .

Given a reactive specification  $K$  for a plant  $\mathcal{P}$ , the reactive supervisor task is to control the internal controllable events such that the input-output behavior of supervised plant meets the specification,  $\mathcal{L}_{io,m}(\mathcal{S}/\mathcal{P}) = K$ .

An important extra requirement for supervisory control of DES is a non-blocking property [23]. The non-blocking condition ensures that the supervisor does not disable all the controllable events in one state which results a deadlock state in the supervised plant. This condition conventionally is defined by  $\overline{\mathcal{L}_m(\mathcal{S}/\mathcal{P})} = \mathcal{L}(\mathcal{S}/\mathcal{P})$  [23]. In open DESs, however, the situation could be more complicated.

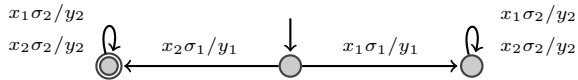


Fig. 2. Open discrete event system for Example 3.

*Example 3:* Consider the open DES shown in Fig. 2, with  $\Sigma_c = \Sigma_p$ . Let the reactive supervisor allows all the internal events, i.e.  $\mathcal{S}(h) = \Sigma_c$  for all  $h \in \text{His}_x(\mathcal{P})$ . The internal language for supervised plant are  $\mathcal{L}(\mathcal{S}/\mathcal{P}) = \{\epsilon, \sigma_1, \sigma_1\sigma_2^n \mid n \in \mathbb{N}\}$ , where  $\sigma_1\sigma_2^*$  is omitted as  $\sigma_1\sigma_2^* + \sigma_1\sigma_2^* = \sigma_1\sigma_2^*$ , and the marked language is  $\mathcal{L}_m(\mathcal{S}/\mathcal{P}) = \{\sigma_1\sigma_2^n \mid n \in \mathbb{N}\}$ . The conventional non-blocking condition holds here,  $\overline{\mathcal{L}_m(\mathcal{S}/\mathcal{P})} = \mathcal{L}(\mathcal{S}/\mathcal{P})$ , however, the environment can force the supervised plant to stay in the livelock by providing input word  $w_x \in \{x_1^n \mid n \in \mathbb{N}\}$  or  $w_x \in \{x_1x_2^n \mid k \in \mathbb{N}\}$ .  $\square$

As Example 3 illustrated, we need a stronger non-blocking definition that can be held for any environment behavior.

*Definition 8:* A reactive supervisor  $\mathcal{S} : \text{His}_x(\mathcal{P}) \rightarrow \Theta$  is said to be non-blocking if  $\overline{\mathcal{L}_{e,m}(\mathcal{S}/\mathcal{P})} = \mathcal{L}_e(\mathcal{S}/\mathcal{P})$ .

The Non-blocking requirement guarantees all prefix of the supervised plant can be extended to the mark states.

*Proposition 2:* A non-blocking reactive supervisor  $\mathcal{S} : \text{His}_x(\mathcal{P}) \rightarrow \Theta$  satisfies  $\overline{\mathcal{L}_{io,m}(\mathcal{S}/\mathcal{P})} = \mathcal{L}_{io}(\mathcal{S}/\mathcal{P})$ .

*Proof:* It is sufficient to show that if the supervisor is non-blocking,  $\overline{\mathcal{L}_{io,m}(\mathcal{S}/\mathcal{P})} = \mathcal{L}_{io}(\mathcal{S}/\mathcal{P})$ , then  $\mathcal{L}_{io}(\mathcal{S}/\mathcal{P}) \subseteq \overline{\mathcal{L}_{io,m}(\mathcal{S}/\mathcal{P})}$  holds. For any  $w \in \mathcal{L}_{io}(\mathcal{S}/\mathcal{P})$ , there exist  $w_e \in \mathcal{L}_e(\mathcal{S}/\mathcal{P}) = \overline{\mathcal{L}_{e,m}(\mathcal{S}/\mathcal{P})}$  such that  $P_{xy}(w_e) = w$ . Therefore, since  $w_e \in \overline{\mathcal{L}_{e,m}(\mathcal{S}/\mathcal{P})}$ , there must exist  $w'_e \in \mathcal{L}_{e,m}(\mathcal{S}/\mathcal{P})$ , such that  $w_e \in \overline{w'_e}$ . Moreover based on the definition of  $\mathcal{L}_{io,m}(\mathcal{S}/\mathcal{P})$ , we have  $\overline{P_{xy}(w'_e)} \subseteq \overline{\mathcal{L}_{io,m}(\mathcal{S}/\mathcal{P})}$ . Hence,  $w = P_{xy}(w_e) \in \overline{P_{xy}(w'_e)} \subseteq \overline{\mathcal{L}_{io,m}(\mathcal{S}/\mathcal{P})}$ .  $\blacksquare$

Now we are ready to formulate the reactive supervisor control problem for an open DES as follows.

*Problem 1:* Given a non-empty regular reactive specification  $K \subseteq \mathcal{L}_{io,m}(\mathcal{P})$ , uncontrolled deterministic open DES  $\mathcal{P}$ , and control pattern set  $\Theta$ , synthesis a non-blocking reactive supervisor  $\mathcal{S} : \text{His}_x(\mathcal{P}) \rightarrow \Theta$ , such that  $\mathcal{L}_{io,m}(\mathcal{S}/\mathcal{P}) = K$ .

## V. THE EXISTENCE OF SUPERVISOR

The first question we ask is under what condition such a supervisor exists. In Ramadge-Wonham supervisory control of DES, the controllability of a specification is a necessary and sufficient condition for the existence of a supervisor [2]. The conventional controllability of a language specification  $K$ , is defined with respect to uncontrollable events  $\Sigma_u$ , and the plant's internal language  $\mathcal{L}(\mathcal{P})$  as  $\overline{K}(\Sigma_u) \cap \mathcal{L}(\mathcal{P}) \subseteq \overline{K}$ . Intuitively, this requirement asks if there is any prefix of the specification,  $s \in \overline{K}$ , that exists in the uncontrolled plant language  $s \in \mathcal{L}(\mathcal{P})$ , and is followed by an internal uncontrollable event  $\sigma_u \in \Sigma_u$ ,  $s\sigma_u$  also must be included in the specification,  $s\sigma_u \in \overline{K}$ , since the supervisor can not disable  $\sigma_u$ . In open DES setup however, the uncontrollability of a reactive specification not only depends on the internal uncontrollable events, but also can be caused by an input word that enforces the execution of an undesired output event. We therefore propose to formally define uncontrollable input-output set, denoted by  $\Sigma_u^{io}$ , that captures the plant output corresponding to the uncontrollable internal events.

*Definition 9:* Consider an open DES  $\mathcal{P} = (Q_p, \Sigma_p = \Sigma_c \cup \Sigma_{uc}, \Sigma_x, \Sigma_y, q_{p0}, \delta_p, \gamma_p, Q_{pm})$ , the uncontrollable input-output event set of  $\mathcal{P}$  is denoted by  $\Sigma_u^{io}$ , and is defined by  $\Sigma_u^{io} = \{(x, y) \in \Sigma_x \times \Sigma_y \mid \text{for any } \sigma_u \in \Sigma_u : \delta_p(q, x, \sigma_u) \neq \emptyset \text{ and } y = \gamma_p(q, \sigma_u) \text{ for some } q \in Q_p\}$ .

The controllability of a reactive specification is only depend on the plant's output language since the input component of the specification  $P_x(K)$ , is generated by the environment. Accordingly, we can define the input-output controllable language in the reactive supervisory control setup as following.

*Definition 10:* A non-empty reactive specification  $K \subseteq \mathcal{L}_{io}(\mathcal{P})$  is called output controllable with respect to  $\Sigma_u^{io}$ , and  $\mathcal{L}_{io}(\mathcal{P})$ , if  $\overline{K}(\Sigma_u^{io}) \cap \mathcal{L}_{io}(\mathcal{P}) \subseteq \overline{K}$ .

In addition to the output controllability condition defined above, the specification is also required to be closed [2].

*Definition 11:* A reactive specification  $K$  is called closed with respect to  $\mathcal{L}_{io,m}(\mathcal{P})$ , in short  $\mathcal{L}_{io,m}(\mathcal{P})$ -closed, if  $K = \overline{K} \cap \mathcal{L}_{io,m}(\mathcal{P})$ .

The following lemma shows output controllability and  $\mathcal{L}_{io,m}(\mathcal{P})$ -closedness are necessary conditions for the existence of a non-blocking reactive supervisory control.

*Lemma 1:* If there exist a non-blocking reactive supervisor  $\mathcal{S} : \text{His}_x(\mathcal{P}) \rightarrow \Theta$  such that  $\mathcal{L}_{io,m}(\mathcal{S}/\mathcal{P}) = K$ , then  $K$  is output controllable and  $\mathcal{L}_{io,m}(\mathcal{P})$ -closed.

*Proof:* Since the supervisor is non-blocking, by Proposition 2, we have  $\overline{\mathcal{L}_{io,m}(\mathcal{S}/\mathcal{P})} = \mathcal{L}_{io}(\mathcal{S}/\mathcal{P})$ , and therefore

$$\begin{aligned} \overline{K} \cap \mathcal{L}_{io,m}(\mathcal{P}) &= \overline{\mathcal{L}_{io,m}(\mathcal{S}/\mathcal{P})} \cap \mathcal{L}_{io,m}(\mathcal{P}) \\ &= \mathcal{L}_{io}(\mathcal{S}/\mathcal{P}) \cap \mathcal{L}_{io,m}(\mathcal{P}) \end{aligned}$$

which implies  $\overline{K} \cap \mathcal{L}_{io,m}(\mathcal{P}) = \mathcal{L}_{io,m}(\mathcal{S}/\mathcal{P}) = K$ . Hence,  $K$  is  $\mathcal{L}_{io,m}(\mathcal{P})$ -closed. To prove the controllability condition of  $K$ , let's consider any  $w \in \overline{K}$ , and  $(x, y) \in \Sigma_u^{io}$  such that  $w(x, y) \in \overline{K} \cap \Sigma_u^{io} \cap \mathcal{L}_{io}(\mathcal{P})$ . By the existence of the non-blocking supervisor, we have  $\overline{K} = \overline{\mathcal{L}_{io,m}(\mathcal{S}/\mathcal{P})} = \mathcal{L}_{io}(\mathcal{S}/\mathcal{P})$

$\mathcal{P}$ ). Therefore  $w \in \mathcal{L}_{io}(\mathcal{S}/\mathcal{P})$ , and then there should exist  $w_e \in \mathcal{L}_e(\mathcal{S}/\mathcal{P})$  such that  $P_{xy}(w_e) = w$ . Given the history of the extended word  $w_e$ , and the environment input  $x$ , we have an enabled internal event by the supervisor, i.e.,  $\sigma \in \mathcal{S}(P_{xp}(w_e) \cdot x)$  such that  $y = \gamma_p(q_{p0}, P_p(w_e) \cdot \sigma)$ . Note that  $P_{xy}(w_e) \cdot x$  captures history of the executed internal and environment events in  $w_e$  concatenated with  $x$ . Thus,  $w_e \cdot (x, \sigma, y) \in \mathcal{L}_e(\mathcal{S}/\mathcal{P})$  which implies that  $w \cdot (x, y) \in \mathcal{L}_{io}(\mathcal{S}/\mathcal{P}) = \overline{K}$ . As a result,  $K$  is output controllable. ■

### A. Game-based Reactive Supervisor Design

To gain insights on the sufficient conditions of the existence of the supervisory, we approach through a constructive way. Particularly, inspired by the reactive synthesis work, we present a game-theoretic method to design such a non-blocking reactive supervisor to achieve the reactive specification.

Similar to the conventional reactive synthesis, the designing of a controller can be seen as a game between the reactive supervisor  $\mathcal{S}$ , as a player aiming to control the plant to satisfy the specification  $K$ , and the environment with intention of driving the plant to violate  $K$ . However, in reactive supervisory control of open DESs, we have a plant that is capable of restricting the supervisor with internal uncontrollable events. More specifically, in this setup when the environment selects an input, the supervisor chooses a control pattern that must include all the uncontrollable events, and then the plant can only execute an internal event from the assigned control pattern set. We therefore propose to design a two-player turned-based game between the environment and the reactive supervisor. The arena construction has the following steps:

(a) Given  $\mathcal{P} = (Q_p, \Sigma_p, \Sigma_x, \Sigma_y, q_{p0}, \delta_p, \gamma_p, Q_{pm})$ , and a non-empty reactive specification  $K \subseteq \mathcal{L}_{io,m}(\mathcal{P})$ . Construct a transducer  $\mathcal{T}_K = (Q_k, \Sigma_x, \Sigma_y, q_{k0}, \delta_k, \gamma_k, Q_{km})$ , such that  $\mathcal{L}_m(\mathcal{T}_K) = K$ .

(b) Construct an automaton  $A_K = (\tilde{Q}_k, \Sigma_x \times \Sigma_y, \tilde{q}_{k0}, \tilde{\delta}_k, \tilde{Q}_{km})$ , where  $\tilde{Q}_k = Q_k \cup \{q_\perp\}$ , and  $q_\perp$  is a dummy state,  $\tilde{q}_{k0} = q_{k0}$ ,  $\tilde{Q}_{km} = Q_{km} \subseteq \tilde{Q}_k$ , and the transition function for any  $q \in \tilde{Q}_k$ ,  $x \in \Sigma_x$ , and  $y \in \Sigma_y$  is  $\tilde{\delta}_k(q, (x, y)) = \delta_k(q, x)$  if  $q \in Q_k \wedge \delta_k(q, x) \wedge y = \gamma_k(q, x)$ , and otherwise  $\tilde{\delta}_k(q, (x, y)) = q_\perp$ . Therefore, for any  $w \in (\Sigma_x \times \Sigma_y)^*$ , we have  $w \notin \overline{K}$ , if and only if  $\tilde{\delta}_k(\tilde{q}_{k0}, w) = q_\perp$ .

(c) Construct the synchronous composition  $\mathcal{P} \parallel A_K = (Q_s, \Sigma_p, \Sigma_x, \Sigma_y, q_{s0}, \delta_s, \gamma_s, Q_{sm})$ , where  $Q_s = Q_p \times \tilde{Q}_k$ ,  $q_{s0} = (q_{p0}, \tilde{q}_{k0})$ . The transition function  $\delta_s : Q_s \times \Sigma_x \times \Sigma_p \rightarrow Q_s$ , for any  $q_p \in Q_p$ ,  $\tilde{q}_k \in \tilde{Q}_k$ ,  $(q_p, \tilde{q}_k) \in Q_s$ ,  $\sigma \in \Sigma_p$ ,  $x \in \Sigma_x$ , and  $y \in \Sigma_y$  is defined as:  $\delta_s((q_p, \tilde{q}_k), x, \sigma) = (\delta_p(q_p, x, \sigma), \tilde{\delta}_k(\tilde{q}_k, (x, y)))$  if  $\delta_p(q_p, x, \sigma) \wedge \gamma(q_p, \sigma) = y \wedge \tilde{\delta}_k(\tilde{q}_k, (x, y)) \neq q_\perp$ , and otherwise it is undefined. The output function is  $\gamma_s((q_p, \tilde{q}_k), \sigma) = \gamma_p(q_p, \sigma)$ , and the marking states are  $Q_{sm} = Q_{pm} \times \tilde{Q}_{km}$ .

Formally, given the control pattern set  $\Theta$ , and  $\mathcal{P} \parallel A_K$ , the arena is defined as  $\mathcal{G} = (Q_g, \Sigma_g, v_{g0}, \delta_g, win)$ , where  $Q_g$  is state of the game, which is partitioned into two disjoint set of  $V_e$ , and  $V_s$  respectively representing the environment,

supervised plant states. Let's first denote the state set  $Q_s$  by  $\{q_1, q_2, \dots, q_{|Q_s|}\}$ , and then for all  $q_i \in Q_s$ ,  $x \in \Sigma_x$ , and  $\theta \in \Theta$ , the game states are defined by:

- $V_e := \{q_i \mid i \in \{1, \dots, |Q_s|\}\}$ ,
- $V_s := \{(q_i, x) \mid i \in \{1, \dots, |Q_s|\}\}$ .

The initial state of the game is  $v_{g0} = q_{s0}$ , and  $q_{g0} \in V_e$ . The event set is  $\Sigma_g := \Sigma_x \cup (\Theta \times \Sigma_p)$ . The transition function is defined as  $\delta_g := f_e \cup f_s$  where  $f_e \subseteq V_e \times \Sigma_x \times V_s$ ,  $f_s \subseteq V_s \times (\Theta \times \Sigma_p) \times V_e$ . They are defined as:

- $f_e(q, x) = \{(q, x) \mid q \in Q_s, x \in \Sigma_x, (q, x) \in V_s\}$ ,
- $f_s((q, x), (\theta, \sigma)) = \{q' \mid (q, x) \in V_s, \theta \in \Theta, \sigma \in \theta, \delta_s(q, x, \sigma) = q'\}$ .

Here, the game state  $q \in V_e$  is the environment player state, and she can select an input  $x \in \Sigma_x$ . Given the environment input  $x$ , the game proceeds to the supervisor player state  $(q, x)$ . The supervisor then chooses a control pattern  $\theta$  from  $\Theta$ , and the supervised plant selects a permitted internal action, i.e.,  $\sigma \in \theta$ . At this state the game again proceeds to the environment state  $q'$  if  $q' = \delta_s(q, x, \sigma)$ . In this setup, the transition function  $f_e$  captures the transitions according to all possible subset of environment input, and  $f_s$  represents the transitions according to supervised plant choice.

Let's define a set of state  $V_\perp = \{(q_p, q_\perp) \mid (q_p, q_\perp) \in V_e, q_p \in Q_p, q_\perp \in \tilde{Q}_k\}$ , representing the losing states for the reactive supervisor. The winning condition is then defined as a safety condition  $win = Q_g - V_\perp$ . The following example illustrates the game construction.

*Example 4:* Consider the plant model in Fig. 1. Let's assume  $\Sigma_{uc} = \{\sigma_u\}$ , and  $\Sigma_c = \{\sigma_c\}$ . The reactive specification is considered as

$$K = \{(x_1, y_1)(x_2, y_1), (x_1, y_1)(x_1, y_2), (x_2, y_2)(x_2, y_1), (x_2, y_2)(x_1, y_2)\}.$$

The arena for the plant and the reactive specification  $K$  can be constructed as shown in Fig. 3. The circles are the environment states, the squares are the supervised plant states. The losing states is  $v_\perp$ , and all other states are winning states. □

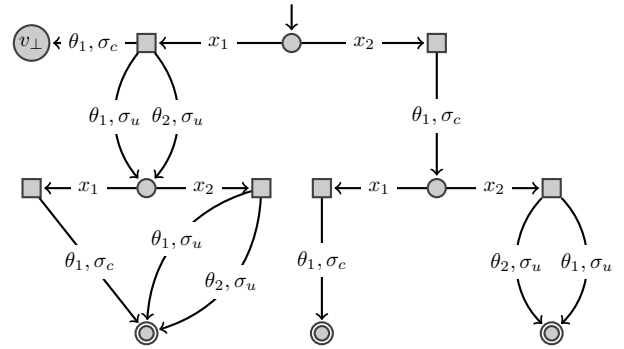


Fig. 3. Game arena constructed from the open DES in Fig. 1, the reactive specification in Example 4, and the control pattern in Example 2.

## B. Solving Safety Games

Each player in  $\mathcal{G}$  starts from the initial state,  $v_{g0}$ , and plays the game by observing the history of the states, and when the current state of the game is his state, he can select an outgoing transition. We call a player wins the game  $\mathcal{G}$ , if he can force the state of the game to stay in set *win*, regardless how the other player plays the game. Two-player safety game  $\mathcal{G}$  is determined with positional winning strategies and it can be solved with simple fixed point construction, with complexity linear time in the size of  $|\delta_g| + |Q_g|$ . If a player has a winning strategy, a finite realization of it can be obtained [24].

If the reactive supervisor has winning strategy from the initial state  $v_{g0}$ , it induces a game arena  $\mathcal{G}$ , that all the runs starting from  $v_{g0}$  stays in set *win* [24]. The set of runs over  $\mathcal{G}$  produce all the extended input-output behavior of the plant that are compatible with the reactive specification  $K$ . Formally, let's denote it as  $\mathcal{C}_k(\mathcal{G}) \subseteq \mathcal{L}_e(\mathcal{P})$ , that inductively is defined as:

- $(\epsilon, \epsilon, \epsilon) \in \mathcal{C}_k(\mathcal{G})$ ,  $q = \delta_p(q_{p0}, \epsilon, \epsilon)$ , and
- for any  $w_e \in \mathcal{C}_k(\mathcal{G})$ ,  $x, \in \Sigma_x$ ,  $y \in \Sigma_y$ ,  $\sigma \in \Sigma_p$ , then  $w_e \cdot (x, \sigma, y) \in \mathcal{C}_k(\mathcal{G})$  and  $q_e = \delta_p(q_{p0}, P_{xp}(w_e))$  iff  $f_e(q_e, x)!$ , and there exists  $\theta \in \Theta$ , and  $\sigma \in \Sigma_p$  such that  $f_s((q_e, x), (\theta, \sigma))!$ ,  $\sigma \in \theta$ , and  $y = \gamma_p(q_e, \sigma)$ .

The notation of realizability of a specification in reactive synthesis formalism is the existence of an reactive system that satisfies the specification for any environment behavior. Here we adapt this definition to the existence of a reactive supervisor  $\mathcal{S}$  that characterizes the set  $\mathcal{C}_k(\mathcal{G})$  and can extend the history of the game to the mark states. The  $\mathcal{SP}$ -realizable notation is given as follows.

*Definition 12:* A reactive specification  $K \subseteq \mathcal{L}_{io,m}$  is called realizable by a reactive supervisor  $\mathcal{S} : His_x(\mathcal{P}) \rightarrow \Theta$ , with respect to  $\mathcal{L}_e(\mathcal{P})$ , in short  $\mathcal{SP}$ -realizable, if  $\mathcal{C}_k(\mathcal{G}) \neq \emptyset$ , and for any  $w_e \in \mathcal{C}_k(\mathcal{G})$ , we have  $P_{xy}(w_e) \in \overline{K}$  that can be extended to the mark states, i.e., there exists a  $w'_e \in \mathcal{L}_e(\mathcal{P})$ , such that  $w_e \in \overline{w'_e}$  and  $P_{xy}(w'_e) \in K$ .

We then show in Theorem 1 that  $\mathcal{SP}$ -realizability, together with the output controllability and language closeness, presents a necessary and sufficient condition for the existence of a non-blocking reactive supervisor.

*Theorem 1:* Let a non-empty reactive specification be  $K \subseteq \mathcal{L}_{io,m}(\mathcal{P})$ . There exists a reactive supervisor  $\mathcal{S} : His_x(\mathcal{P}) \rightarrow \Theta$  satisfies  $\mathcal{L}_{io,m}(\mathcal{S}/\mathcal{P}) = K$  without blocking if and only if  $K$  is output controllable,  $\mathcal{L}_{io,m}(\mathcal{P})$ -closed, and  $\mathcal{C}_k(\mathcal{G})$  is  $\mathcal{SP}$ -realizable.

*Proof:* Necessity: since it is assumed there exist a reactive supervisor that satisfies the specification,  $\mathcal{L}_{io,m}(\mathcal{S}/\mathcal{P}) = K$ , according to Lemma 1,  $K$  is output controllable and language close. Furthermore it is  $\mathcal{SP}$ -realizable by the definition.

Sufficiency: Here we need to prove if  $K$  is output controllable, closed with respect to  $\mathcal{L}_{io,m}(\mathcal{P})$ , and  $\mathcal{SP}$ -realizable then there exist a non-blocking reactive supervisor  $\mathcal{S}$  such that  $\mathcal{L}_{io,m}(\mathcal{S}/\mathcal{P}) = K$ . We first prove  $\mathcal{L}_{io}(\mathcal{S}/\mathcal{P}) = \overline{K}$ . We know  $\mathcal{L}_{io}(\mathcal{S}/\mathcal{P}) \cap \overline{K} \neq \emptyset$  since  $K$  is non-empty, and by definition of  $(\epsilon, \epsilon, \epsilon) \in \mathcal{L}_e(\mathcal{S}/\mathcal{P})$ . Therefore, we

have  $(\epsilon, \epsilon) \in \mathcal{L}_{io}(\mathcal{S}/\mathcal{P}) \cap \overline{K}$ . Now, consider  $w \in \mathcal{L}_{io}(\mathcal{S}/\mathcal{P}) \cap \overline{K}$ , and  $(x, y) \in \Sigma_x \times \Sigma_y$ . Let's first assume  $w \cdot (x, y) \in \mathcal{L}_{io}(\mathcal{S}/\mathcal{P})$ , and  $(x, y) \in \Sigma_u^{io}$ , then since  $K$  is output controllable,  $\overline{K}(\Sigma_u^{io}) \cap \mathcal{L}_{io}(\mathcal{S}/\mathcal{P}) \subseteq \overline{K}$ , and therefore, we have  $w \cdot (x, y) \in \overline{K}$ . Now let's consider if  $(x, y) \in \{(\Sigma_x \times \Sigma_y) - \Sigma_u^{io}\}$ , then there exists  $w_e \sigma_e \in \mathcal{L}_e(\mathcal{S}/\mathcal{P})$  such that  $P_{xy}(w_e) = w$ ,  $P_p(\sigma_e) = \sigma_c$ , which is permitted by  $\mathcal{S}$ , i.e.,  $\sigma_c \in \mathcal{S}(P_{xp}(w_e) \cdot P_x(\sigma_e))$ , and generates output  $y = \gamma_p(\delta_p(q_{p0}, P_{xp}(w_e), \sigma_c))$ . Since  $\sigma_c$  is permitted by  $\mathcal{S}$ , it should be included in the induced game arena  $\mathcal{G}$ , and therefore by  $\mathcal{SP}$ -realizability of  $K$ , we have  $w_e \cdot \sigma_e \in \mathcal{C}_k(\mathcal{G})$  and  $P_{xy}(w_e \cdot \sigma_e) \in \overline{K}$ . Thus  $\mathcal{L}_{io}(\mathcal{S}/\mathcal{P}) \subseteq \overline{K}$ . Now let's consider  $w \cdot (x, y) \in \overline{K}$ . By definition of  $A_K$ , we have  $w \cdot (x, y) \in \mathcal{L}_m(A_K)$ , and it should belong to the runs over the induced game arena  $\mathcal{C}_k(\mathcal{G})$ . Since  $\mathcal{C}_k(\mathcal{G})$  satisfies the  $\mathcal{SP}$ -realizability conditions, there exists  $w_e \in \mathcal{C}_k(\mathcal{G}) \subseteq \mathcal{L}_e(\mathcal{S}/\mathcal{P})$  such that  $P_{xy}(w_e) = w \cdot (x, y)$ , that implies  $w \cdot (x, y) \in \mathcal{L}_{io}(\mathcal{S}/\mathcal{P})$ . Therefore  $\mathcal{L}_{io}(\mathcal{S}/\mathcal{P}) = \overline{K}$ . Moreover, since  $K$  is closed with respect to  $\mathcal{L}_{io,m}(\mathcal{P})$ , we have  $\mathcal{L}_{io,m}(\mathcal{S}/\mathcal{P}) = \mathcal{L}_{io}(\mathcal{S}/\mathcal{P}) \cap \mathcal{L}_{io,m}(\mathcal{P}) = K$ . To prove non-blocking property of the reactive supervisor,  $\mathcal{L}_e(\mathcal{S}/\mathcal{P}) \subseteq \overline{\mathcal{L}_{e,m}(\mathcal{S}/\mathcal{P})}$ , let's consider any  $w_e \in \mathcal{L}_e(\mathcal{S}/\mathcal{P})$ . By  $\mathcal{SP}$ -realizability conditions, we have  $w_e \in \mathcal{C}_k(\mathcal{G}) \subseteq \mathcal{L}_e(\mathcal{S}/\mathcal{P})$ , such that  $P_{xy}(w_e) \in \overline{K} = \mathcal{L}_{io}(\mathcal{S}/\mathcal{P})$ . Then there exists a  $w'_e \in \mathcal{L}_e(\mathcal{S}/\mathcal{P})$  such that  $w_e \in \overline{w'_e}$ , and  $P_{xy}(w'_e) \in K$ , and therefore, we have  $w'_e \in \mathcal{L}_{e,m}(\mathcal{S}/\mathcal{P})$ . Hence,  $\mathcal{L}_e(\mathcal{S}/\mathcal{P}) \subseteq \overline{\mathcal{L}_{e,m}(\mathcal{S}/\mathcal{P})}$ . ■

*Example 5:* Consider the game in Fig. 3, and the reactive specification and control patterns given in Example 4. The reactive supervisor can win the game and force the plant to stay at set *win* by choosing the following control pattern.

$$\mathcal{S}(h) = \begin{cases} \theta_2 & h = x_1 \vee x_1 \sigma_u x_2 \vee x_2 \sigma_c x_2 \\ \theta_1 & h = x_2 \vee x_1 \sigma_u x_1 \vee x_2 \sigma_c x_1 \end{cases}$$

This reactive supervisor can win the game, and hence the graph induced by this supervisor satisfies the  $\mathcal{SP}$ -realizability conditions. As it is clear from Fig. 3, all the runs starting from initial state  $v_{g0}$ , can reach the mark state  $q_2$  and never visit  $V_\perp$  states. □

## VI. CONCLUSION

In this paper, we studied a reactive synthesis problem for open DESs with finite regular language specifications. The proposed DES is a reactive system with a deterministic internal behavior and an input function. The control objective for the supervisor is to achieve the specification regardless of how the environment behaves. We provided a necessary and sufficient conditions for existence of the reactive supervisor. In our future work, we plan to study reactive supervisory control with other specifications such as  $\omega$ -regular language and temporal logic formulas.

## REFERENCES

- [1] G. A. Wainer and P. J. Mosterman, *Discrete-event modeling and simulation: theory and applications*. CRC Press, 2016.
- [2] P. J. Ramadge and W. M. Wonham, "The control of discrete event systems," *Proc. of the IEEE*, vol. 77, no. 1, pp. 81–98, 1989.
- [3] R. Kumar, V. Garg, and S. I. Marcus, "On supervisory control of sequential behaviors," *IEEE Trans. Autom. Control*, vol. 37, no. 12, pp. 1978–1985, 1992.

- [4] S. Jiang and R. Kumar, "Supervisory control of discrete event systems with  $ctl^*$  temporal logic specifications," *SIAM J. Control Optimiz.*, vol. 44, no. 6, pp. 2079–2103, 2006.
- [5] S. V. Hashemian and F. Mavaddat, "A graph-based approach to web services composition," in *The 2005 Symposium on Applications and the Internet*. IEEE, 2005, pp. 183–189.
- [6] A. Partovi, R. R. da Silva, and H. Lin, "Reactive integrated mission and motion planning for mobile robotic manipulators," in *2018 Annual American Control Conference (ACC)*. IEEE, 2018, pp. 3538–3543.
- [7] P. Mahdavi-zhad, P. Gohari, and A. G. Aghdam, "Supervisory control of discrete-event systems with output: Application to hybrid systems," *Int. J. Control*, vol. 81, no. 9, pp. 1451–1461, 2008.
- [8] T. Ushio and S. Takai, "Nonblocking supervisory control of discrete event systems modeled by mealy automata with nondeterministic output functions," *IEEE Trans. Autom. Control*, vol. 61, no. 3, pp. 799–804, 2016.
- [9] X. Yin, "Supervisor synthesis for mealy automata with output functions: A model transformation approach," *IEEE Trans. Autom. Control*, vol. 62, no. 5, pp. 2576–2581, 2017.
- [10] Y. Nke and J. Lunze, "Control design for nondeterministic input/output automata," *Eur. J. Control*, vol. 21, pp. 1–13, 2015.
- [11] A. Pnueli and R. Rosner, "On the synthesis of a reactive module," in *Proc. 16th ACM SIGPLAN-SIGACT Symposium on Principles of programming languages*. ACM, 1989, pp. 179–190.
- [12] A. Church, "Applications of recursive arithmetic to the problem of circuit synthesis," *Summaries of the Summer Institute of Symbolic Logic*, vol. 1, pp. 3–50, 1957.
- [13] B. Finkbeiner, "Synthesis of reactive systems," *Dependable Software Systems Engineering*, vol. 45, pp. 72–98, 2016.
- [14] O. Kupferman, P. Madhusudan, P. S. Thiagarajan, and M. Y. Vardi, "Open systems in reactive environments: Control and synthesis," in *Proc. 11th Conf. Concurrency Theory (CONCUR 2000)*. Springer, 2000, pp. 92–107.
- [15] R. Ehlers, S. Lafortune, S. Tripakis, and M. Vardi, "Bridging the gap between supervisory control and reactive synthesis: Case of full observation and centralized control," *IFAC Proceedings Volumes*, no. 2, pp. 222 – 227, 2014, 12th IFAC International Workshop on Discrete Event Systems (2014).
- [16] R. Ehlers, S. Lafortune, S. Tripakis, and M. Y. Vardi, "Supervisory control and reactive synthesis: a comparative introduction," *Discrete Event Dynam. Syst.: Theory Applicat.*, vol. 27, no. 2, 2017.
- [17] N. A. Lynch and M. R. Tuttle, "An introduction to input/output automata," MIT Laboratory for Computer Science, Tech. Rep. MIT/LCS/TM-373, 1988.
- [18] L. De Alfaro and T. A. Henzinger, "Interface automata," in *ACM SIGSOFT Software Engineering Notes*, vol. 26, no. 5. ACM, 2001, pp. 109–120.
- [19] A.-K. Schmuck, T. Moor, and R. Majumdar, "On the relation between reactive synthesis and supervisory control of input/output behaviours," *IFAC-PapersOnLine*, vol. 51, no. 7, pp. 31–38, 2018.
- [20] J. E. Hopcroft, *Introduction to automata theory, languages, and computation*. Pearson Education India, 2008.
- [21] S. Eilenberg, *Automata, languages, and machines*. Academic press, 1974.
- [22] M. V. Lawson, *Finite Automata*. Boston, MA: Birkhäuser Boston, 2005, pp. 117–143.
- [23] P. J. Ramadge and W. M. Wonham, "Supervisory control of a class of discrete event processes," *SIAM J. Control Optim.*, vol. 25, no. 1, pp. 206–230, 1987.
- [24] D. Berwanger, "Graph games with perfect information," *preprint*, 2013.