

Detection of topological phase transitions through entropy measurements: The case of germanene

D. Grassano

*Department of Physics, INFN, University of Rome Tor Vergata,
Via della Ricerca Scientifica 1, I-00133 Rome, Italy**

O. Pulci

*Dept. of Physics, and INFN, University of Rome Tor Vergata,
Via della Ricerca Scientifica 1, I-00133 Rome, Italy*

V.O. Shubnyi

*Department of Physics, Taras Shevchenko National University of Kiev,
6 Academician Glushkov Avenue, Kiev 03680, Ukraine*

S.G. Sharapov and V.P. Gusynin

*Bogolyubov Institute for Theoretical Physics, National Academy of
Science of Ukraine, 14-b Metrolohichna Street, Kiev 03680, Ukraine*

A.V. Kavokin

*CNR-SPIN, Viale del Politecnico 1, I-00133 Rome,
Italy and Physics and Astronomy, University of Southampton,
Highfield, Southampton, SO171BJ, United Kingdom*

A.A. Varlamov

CNR-SPIN, Viale del Politecnico 1, I-00133 Rome, Italy

We propose a characterization tool for studies of the band structure of new materials promising for the observation of topological phase transitions. We show that a specific resonant feature in the entropy per electron dependence on the chemical potential may be considered as a fingerprint of the transition between topological and trivial insulator phases. The entropy per electron in a honeycomb two-dimensional crystal of germanene subjected to the external electric field is obtained from the first principles calculation of the density of electronic states and the Maxwell relation. We demonstrate that, in agreement with the recent prediction of the analytical model, strong spikes in the entropy per particle dependence on the chemical potential appear at low temperatures. They are observed at the values of the applied bias both below and above the critical value that corresponds to the transition between the topological insulator and trivial insulator phases, whereas the giant resonant feature in the vicinity of the zero chemical potential is strongly suppressed at the topological transition point, in the low temperature limit. In a wide energy range, the van Hove singularities in the electronic density of states manifest themselves as zeros in the entropy per particle dependence on the chemical potential.

I. INTRODUCTION

In recent years, a class of new topological materials has been theoretically predicted and experimentally studied (see reviews^{1,2}). Topological insulators are characterized by bulk band gaps and gapless edges or surface states, that are protected by the time-reversal symmetry and characterized by a Z_2 topological order parameter. Novel group-IV graphenelike two-dimensional (2D) crystals such as silicene, germanene, and stanene are examples of the two-dimensional topological insulators proposed in Refs.^{3,4}. They attract enhanced attention nowadays because of their high potential for applications in nano-electronic devices of a new generation.

In this paper, we specifically consider germanene. We propose an experimental method for the detection of an electric field induced transition between topological and

trivial insulator phases of this material. Germanene is a two-dimensional crystal with a buckled honeycomb structure that can be considered as a germanium-based analog of graphene⁵, whereas it possesses a rather large spin-orbit induced gap on the quasiparticle spectrum. According to the recent theoretical works, germanene appears to be a natural topological Z_2 insulator^{6,7}. Yet it can be brought to the conventional (trivial) insulator phase by applying the external electric field⁸⁻¹² perpendicular to its plane which induces a second energy gap owing to the breaking of the inversion symmetry due to the field and buckling.

In order to access the rich physics of topological transitions and to design the germanene-based nanoelectronic devices one needs precise knowledge and control over its band structure in the far infrared and terahertz spectral ranges. The conventional experimental meth-

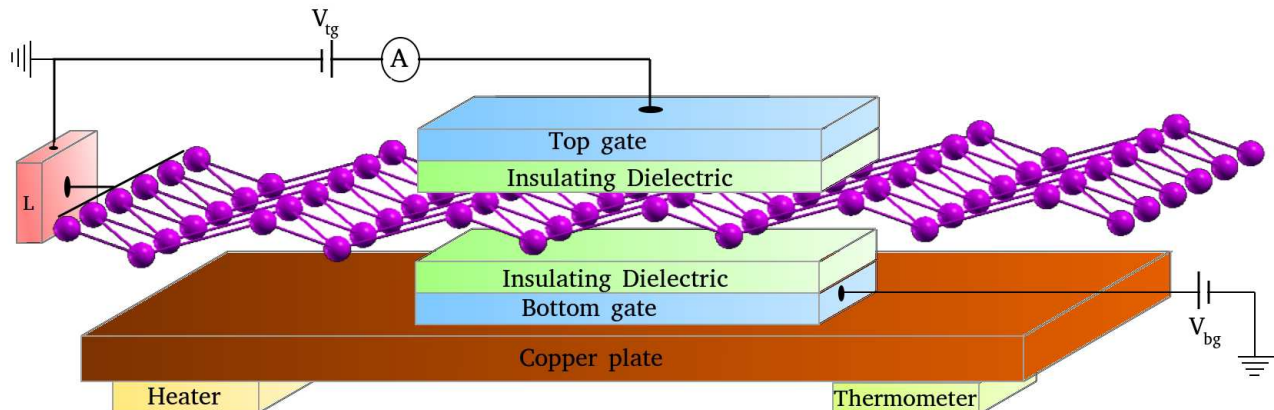


FIG. 1. The schematic of a possible experimental setup to measure entropy per particle, or $\partial\mu/\partial T$, in germanene, or another 2D crystal. The applied top-gate V_{tg} and bottom-gate V_{bg} voltages allow one to control independently both the chemical potential and the perpendicular electric field. The sample and the copper sample holder are kept in thermal contact with a wire heater, which modulates their temperature and changes the chemical potential of the sample. The value $\partial\mu/\partial T$ is directly determined from the measured recharging current between the crystal and the top electrode¹⁵.

ods of the band structure study, in particular the optical transmission spectroscopy, may not be sufficient because of the specific optical selection rules in a gated germanene, the lack of tunable terahertz laser sources, and the low interband absorption in one-monolayer crystal structures^{13,14}. Recently, a promising tool for the band structure studies with use of the electronic transport measurements has been proposed and successfully tested on two-dimensional electron gas with a parabolic dispersion¹⁵. This method, based on the measurements of recharging currents in a planar capacitor geometry, gives access to the entropy per particle $s = \partial S/\partial n$ (S is the entropy per unit volume and n is the electron density). This characterization technique is based on the Maxwell relation that links the temperature derivative of the chemical potential in the system, μ , to the entropy per particle s : $-\partial\mu/\partial T = \partial S/\partial n$.

The modulation of the sample temperature changes the chemical potential and, hence, causes recharging of the gated structure where the 2D electron gas and the gate act as two plates of a capacitor. Therefore, $\partial\mu/\partial T$ may be directly obtained in this experiment from the measured recharging current.

The entropy per particle is an important characteristic *per se* of any manybody system. The link between the measurable $s(\mu)$ and the electronic density of states (DOS) allows extracting the latter from the numerical fit of the results of recharging current measurements with a

precision that may exceed one of optical experiments in the particular case of gapless or narrow gap crystals¹⁵. The entropy per particle also governs the thermoelectric and thermomagnetic properties of the system entering explicitly to the expressions for the Seebeck and Nernst-Ettingshausen coefficients^{16,17}.

The entropy per particle in 2D fermionic systems is expected to exhibit a strongly non-monotonic dependence on the chemical potential in some cases. Recently, it has been theoretically predicted¹⁸ that, in a quasi-two-dimensional electron gas with a parabolic dispersion, the entropy per electron should exhibit quantized peaks where the chemical potential crosses the size quantized levels. The amplitude of such peaks in the absence of scattering depends only on the subband quantization number and it is independent of the material parameters, the shape of the confining potential, the electron effective mass, and temperature. Very recently the behavior of s as a function of the chemical potential, temperature, and the gap width for gapped Dirac materials has been studied analytically, using the model quasiparticle spectrum¹⁹. Special attention has been paid to low-buckled Dirac materials^{6,7}, e.g., silicene²⁰ and germanene⁵. It has been demonstrated that the resonant dip and peak structure at the zero chemical potential and the entropy spikes in the $s(\mu)$ dependence characterize any fermionic system with multiple discontinuities in the DOS.

In the present paper, we study the entropy per electron dependence on the chemical potential of the electron gas in a germanene crystal subjected to the external electric field applied perpendicularly to the crystal plane.

Figure 1 shows a possible experimental setup to measure the entropy per particle or $\partial\mu/\partial T$, using dual-gated geometry for band gap engineering (see, for example, Ref.²¹). The top-gate V_{tg} and bottom-gate V_{bg} voltages, are applied to change the density of the carriers and the perpendicular electric field, independently. Time modulation of the sample temperature changes the chemical potential and leads to the current flow between the germanene sheet and the top gate. The entropy per particle as a function of the chemical potential would be extracted from the recharging currents measurements as described in Ref.¹⁵.

Our paper is organized as follows: In Sec. II we describe the theoretical approach used to model the entropy per particle and explain how we calculate the electronic properties of germanene from the first principles. In Sec. III we present the results of modeling and show how the entropy per particle dependence on the chemical potential is changing at the transition point between the topological insulator and the trivial insulator phases. Finally, the conclusions are given in Sec. IV.

II. THEORETICAL METHODS

A. Entropy per particle

The *ab initio* calculations of the germanene electronic band structure allow extracting the value of critical electric-field E_c where the transition between the topological and the trivial phases takes place. The same *ab initio* calculations provide us by the detailed dependence of the one-electron DOS per spin,

$$D(\varepsilon) = \sum_{i=1}^N \int_{BZ} \frac{d\mathbf{k}}{(2\pi)^2} \delta(\varepsilon - \varepsilon_{i,\mathbf{k}}), \quad (1)$$

with i running over all the bands up to the N th one. In its turn $D(\varepsilon)$ can be related to the entropy per particle. For the Fermi system this dependence is given by a general relation^{18,19},

$$s(\mu, T) = \frac{1}{T} \frac{\int_{-\infty}^{\infty} d\varepsilon D(\varepsilon) (\varepsilon - \mu) \cosh^{-2} \left(\frac{\varepsilon - \mu}{2T} \right)}{\int_{-\infty}^{\infty} d\varepsilon D(\varepsilon) \cosh^{-2} \left(\frac{\varepsilon - \mu}{2T} \right)}, \quad (2)$$

where we set the Boltzmann constant $k_B = 1$.

Note that the entropy per particle is rather sensitive to the electron-hole asymmetry [see numerator of Eq. (2)] and plays an important role for the detection of the Lifshitz topological transition²². Whereas in the DOS or conductivity the Lifshitz transitions manifest themselves as weak cusps, in the thermoelectric power [directly related to $s(\mu, T)$] giant singularities occur. Such a singularity can be considered as a smoking gun of the topological Lifshitz transition. Intuitively, one can expect that

the sensitivity of $s(\mu, T)$ to topological transformations of the Fermi surface would give an opportunity to trace out various types of topological transitions. In the present paper we demonstrate that $s(\mu, T)$ indeed offers the opportunity to identify the transition between the topological and the trivial insulator, whereas the entropy feature characterizing this transition is quite different from one characteristic of the Lifshitz transition.

B. *Ab initio* calculations of the DOS

Our calculations of the DOS and the electronic band structure of germanene are based on the density functional theory (DFT) as implemented in the QUANTUM ESPRESSO package^{23,24}. The single-particle Schrödinger equation as formulated by Kohn-Sham²⁵

$$\left(\frac{\hbar^2}{2m} \nabla^2 + v_{\text{ext}}(\mathbf{r}) + \int \frac{n(\mathbf{r}')}{|\mathbf{r} - \mathbf{r}'|} d\mathbf{r}' + v_{\text{xc}}(\mathbf{r}) \right) \psi_{i,\mathbf{k}}^{\text{KS}} = \varepsilon_{i,\mathbf{k}}^{\text{KS}} \psi_{i,\mathbf{k}}^{\text{KS}} \quad (3)$$

(v_{ext} is the electron-ion potential and v_{xc} is the exchange-correlation potential) is solved self-consistently through the wave-functions' expansion on plane-wave basis sets with use of the periodic boundary conditions. For the germanium atoms we use the norm-conserving scheme²⁶, the valence electronic configuration $3d^{10}4s^24p^2$, and the generalized gradient approximation Perdew-Burke-Ernzerhof²⁷ (GGA-PBE) for the exchange and correlation potential. After accurate convergence tests on the total energy results, an energy cut-off of $90 R_y$ has been selected.

We model our 2D crystal as an infinite xy plane of germanium atoms in the honeycomb geometry. The theoretical lattice constant for the hexagonal cell, obtained by minimization of the total energy, was determined to be $a = 4.04 \text{ \AA}$ with a low buckling configuration ($\delta_{LB} = 0.68 \text{ \AA}$), in agreement with previous results²⁸. Since the periodic boundary conditions are being enforced over all axes, the use of supercells large enough to avoid spurious interactions between periodic images is required. After tests over the computed potential and energies, we use a supercell containing 32 \AA of vacuum along the z direction.

In the absence of the spin-orbit (SO) interaction the germanene spectrum represents a perfect Dirac cone characterized by gapless fermions with the Fermi velocity of about $0.5 \times 10^8 \text{ m/s}$. By switching on the SO interaction a small gap Δ_{SO} opens at the K, K' points of the Brillouin zone (BZ), and the bands linearity is lost, leading to the appearance of gapped fermions²⁹⁻³¹. We obtain a value of the gap of 24 meV , in agreement with the previous GGA-PBE results. It is slightly below the value of 33 meV found with use of non-local hybrid exchange and correlation functionals³².

The gaps in the electronic spectrum can be further modified by applying an external field (bias) perpendic-

ular to the germanene plane. This is performed by superimposing a sawtooth potential along the z direction of the crystal. The properties of the system have been studied for different values of the applied bias, ranging from 0 to 0.4 V/\AA . For the DOS calculations a very high energy resolution is needed in order to observe the small differences in low energy features induced by the different electric fields. For this reason, we used a refined mesh of $12000 \times 12000 \times 1$ Monkhorst-Pack³³ k -points in the BZ cropped around $K(K')$ with a radius of $0.02 \times 2\pi/a$.

A topological phase transition should be observed at the specific value of the applied field $E = E_c$, where the fundamental electronic gap closes. As was mentioned before, at the electric fields below this value, germanene is a topological insulator whereas above the critical field it becomes a trivial insulator^{10,11}. In order to prove it, we calculate the topological invariant Z_2 [34]. This invariant is indicative of the realization of the quantum spin Hall effect³. It acquires the values of 0, for a trivial phase, or 1 for a topological phase. In a system that obeys the inversion symmetry, Z_2 can be defined as³⁵:

$$(-1)^{Z_2} = \prod_{n=1}^N \xi_{2n}(K), \quad (4)$$

where $\xi_{2n}(K) = \pm 1$, is the eigenvalue of the parity operator calculated at the time reversal invariant momenta (TRIM) points for each $2n$ th band. One easily sees that Z_2 can acquire only two values: $Z_2 = 0, 1$.

The topological invariant Z_2 has been computed here by applying the Wilson loop method, following the evolution of the Wannier Charge Centers in a plane containing the TRIM points^{3,36,37}, as implemented in Z2PACK³⁸. This method yields a correct result even if the inversion symmetry is broken by the application of an electric field.

III. RESULTS AND DISCUSSION

A. Effect of spin-orbit and Electric field on the electronic properties

In the absence of external electric fields, germanene crystals possess the inversion symmetry which, together with time reversal symmetry, leads to the spin degenerate energy bands. The application of bias brakes the inversion symmetry causing the lifting of the spin degeneracy. The eigenvalues for each band are computed by solving the Kohn-Sham equation (3). The corresponding band structure at K and K' points can be approximated by the relation^{3,9}

$$\varepsilon_{\eta,\sigma}^{c/v} = \pm \frac{1}{2} (\Delta_{SO} - \sigma\eta\Delta_{el}). \quad (5)$$

Here Δ_{SO} is the spin-orbit splitting of 24 meV , Δ_{el} is the splitting induced by the electric field, $\eta = \pm 1$ and $\sigma = \pm 1$ are the valley (K and K') and spin (\uparrow, \downarrow) subscripts, respectively, and c and v denote the conduction

and valence bands corresponding to the \pm signs in the equation.

As is seen from Eq. (5) four linear bands show up now at the K , and four at K' points. They are separated in energy as described by a spin-dependent gap,

$$\Delta_{\eta,\sigma} = \varepsilon_{\eta,\sigma}^c - \varepsilon_{\eta,\sigma}^v. \quad (6)$$

Since the time reversal symmetry is still present, the relation $\varepsilon_{\eta,\sigma} = \varepsilon_{-\eta,-\sigma}$ for the band dispersion holds.

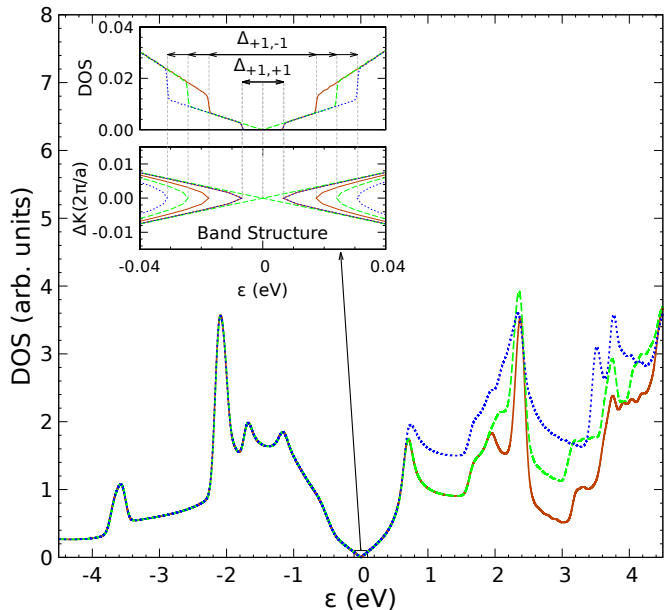


FIG. 2. Density of states computed within the DFT for the external electric fields below/at/above the critical value E_c : $E = 0.10 \text{ V/\AA}$ (orange solid line), 0.23 V/\AA (green dashed line) and 0.36 V/\AA (blue dotted line). The zero denotes the Fermi energy. The insets: zoom of the DOS near the Fermi energy (upper panel) and the electronic band structure in a close proximity of the high symmetry point K (lower panel).

The DOS is calculated using Eq. (1). The corresponding results are shown in Fig. 2 for a wide energy range. A broadening of the δ function in Eq. (1) of 50 meV (0.3 meV for the upper inset) has been used. We can observe that the low-energy DOS exhibits the expected linear behavior for the unbiased germanene. The applied electric field leads to the appearance of the gap-like feature in the DOS.

By using Eq. (5) one can obtain the values of Δ_{SO} and Δ_{el} for different electric fields as shown in Fig. 3(c). It can be seen that the former is independent of the field E and remains equal to 24 meV , whereas the latter shows a linear dependence on E . The splitting Δ_{el} reaches the value of Δ_{SO} at $E_c = 0.23 \text{ V/\AA}$ which marks the critical field for the topological phase transition.

We can see in Fig. 3 (c) that the electronic gap Δ_{el} depends linearly on the applied electric field. For the values of the field below the critical one ($E < E_c$) the smallest (fundamental) gap decreases, until it closes up

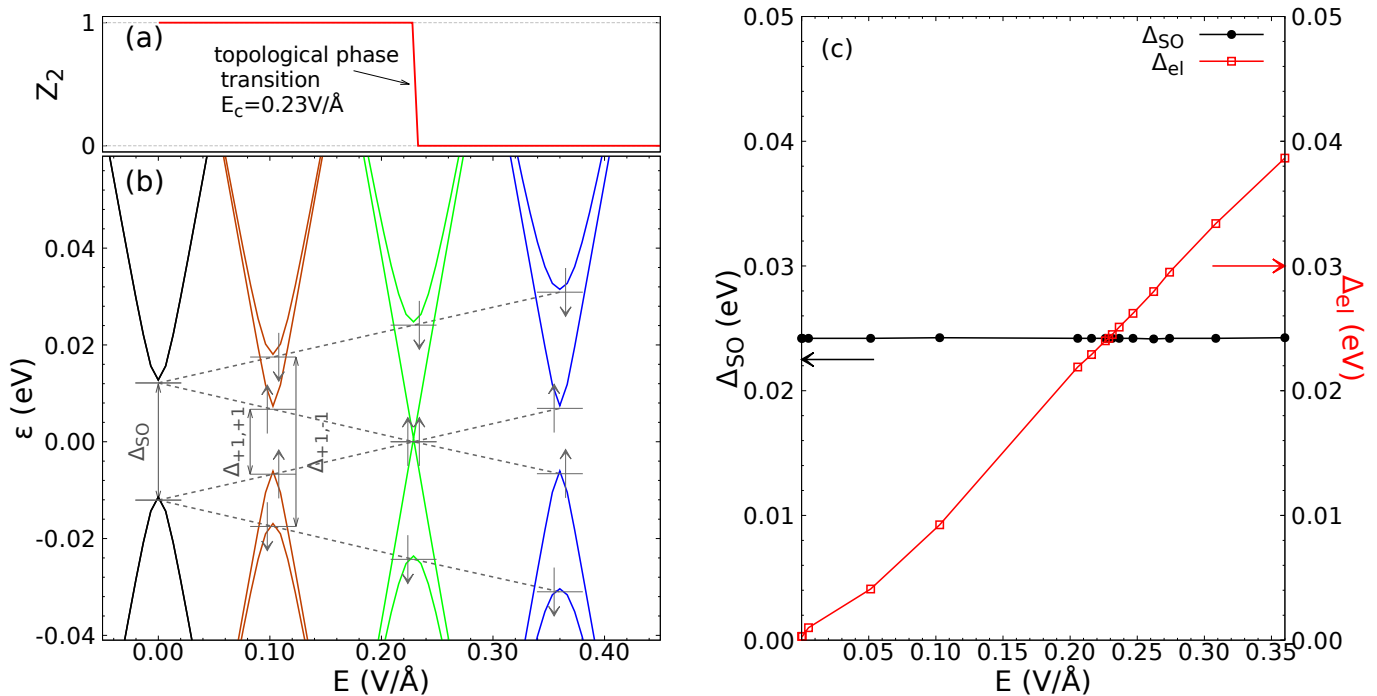


FIG. 3. (a) Computed topological invariant (Z_2) at different values of the external electric field. (b) The electronic band structure near the K -point of the Brillouin zone computed at different values of the external electric field. (c) The variation of the spin-orbit (Δ_{SO}) and electric-field (Δ_{el}) induced splittings with the increase in the external electric field.

completely at $E = E_c$. In this regime, germanene is a topological insulator, whereas, for larger field values ($E > E_c$), the smallest electronic gap opens up again, and germanene becomes a trivial insulator.

In what concerns the topological state of germanene we found that $Z_2 = 1$ for all values of electric field below E_c and $Z_2 = 0$ otherwise, as shown in Fig. 3a.

B. Dependence of the entropy on the applied electric field

As has been shown in the previous work¹⁹, in the case of a crystal characterized by two nonzero energy gaps, the dependence $s(\mu)$ exhibits two distinct structures in both the electron, $\mu > 0$, and the hole, $\mu < 0$, doped regions. The first one is a giant resonant feature in the vicinity of the zero chemical potential, and the second one is a spike of the height $s = 2 \ln 2/3$ at the edge of the larger gap. These resonances are apparent in the low-temperature limit.

Our results for the entropy per particle s for germanene are presented in Fig. 4. The entropy spikes occur both above and below the transition between the topological and the trivial insulator phases as well as exactly at the transition point, $E_c = 0.23 \text{ V}/\text{\AA}$ [see the insets of Figs. 4 (a), (b)]. The most prominent result of the present paper is that the strong resonant feature of the entropy per particle in the close vicinity of the Dirac point $\mu = 0$ is nearly fully suppressed at the transition

point, E_c , whereas it occurs for values of the electric field below and above it.

It is important to note that the appearance of the second step in the electronic density of states due to the lifted spin degeneracy of the Brillouin zone has a dramatic effect on s . In particular, the resonant feature in the vicinity of the zero chemical potential is strongly pronounced if the DOS exhibits two steps (see the upper inset in Fig. 2). Indeed, for $|\mu| \ll T \ll \Delta_{+1,+1}$ it was obtained¹⁹ that

$$s(T, \mu, \Delta_{+1,+1}) \simeq \frac{\mu \Delta_{+1,+1}}{2T^2}. \quad (7)$$

For the critical field $E = E_c$ the gap $\Delta_{+1,+1} = 0$, so that the DOS exhibits only one step and

$$s(T, \mu, 0) = \frac{\mu}{T}, \quad |\mu| \ll T. \quad (8)$$

Clearly at very low temperature the peak at finite $\Delta_{+1,+1}$ is much stronger than the one for $\Delta_{+1,+1} = 0$.

The disappearance of the characteristic entropy resonance can be considered as a signature of the topological phase transition in germanene. We are confident that this analysis would help extracting the important band parameters of topological 2D crystals from the recharging current measurements. We also mention that the plasmon modes and Friedel oscillation can be used to detect the topological phase transition in silicene and germanene even when the Fermi level does not lie in the band gap, as suggested by Chang *et al.*³⁹

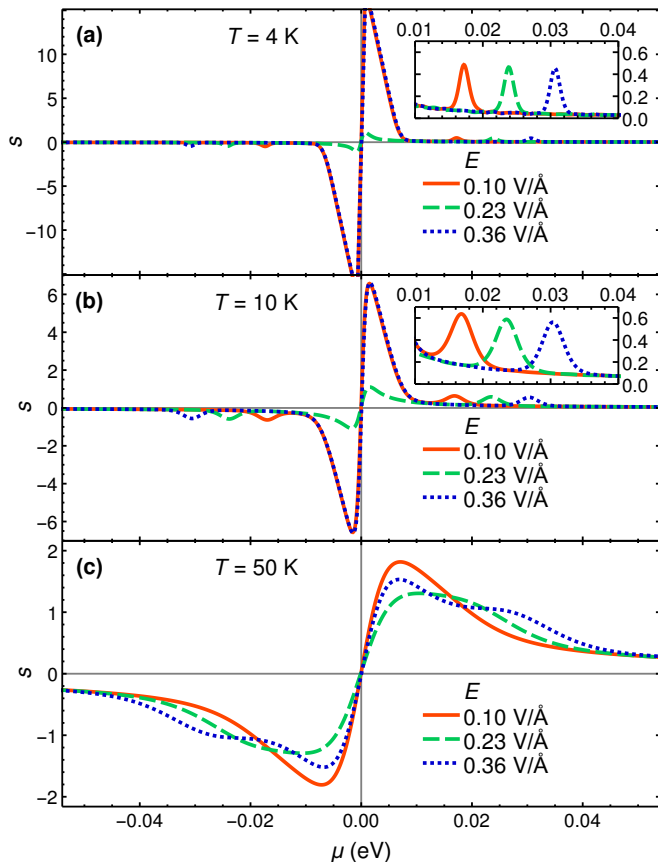


FIG. 4. The entropy per electron s vs the chemical potential μ in eV in the vicinity of the Dirac point for three values of electric field E : (a) $T = 4\text{K}$ (b) $T = 10\text{K}$ (c) $T = 50\text{K}$. The insets in (a) and (b) show the zoomed domains with the entropy spikes of the height $s = 2 \ln 2/3$ at low temperatures.

C. Van Hove singularities in the entropy per particle dependence on the chemical potential on a large energy scale

Scanning of the chemical potential on a large energy scale is challenging from the experimental view. Possibly this could be performed by combining electrostatic and chemical dopings. Nevertheless, the behavior of the entropy per particle at large values of the chemical potential is worth analyzing theoretically as it offers some non-trivial features. Figure 5 shows $s(\mu)$ in comparison with the DOS for three values of the applied field. We note that both energy and entropy scales in Fig. 5 are orders of magnitude different from those in Fig. 4, so that the high-energy features in $s(\mu)$ are several orders of magnitude weaker than the resonant feature at the zero chemical potential discussed above. In particular, the disappearance of the resonant feature at the critical field E_c cannot be recognized in Fig. 5 (b) due to the small range of shown values of s . Nevertheless, these features represent a significant interest. Using Eq. (2) it is easy to see that the extrema of the dependence of $D(\mu)$ are con-

verted to the zeros of $s(\mu)$. Indeed, assuming that $D(\mu)$ is a smooth function one may expand it near the extremum of μ_{ex} and obtain that $s(\mu) \propto D'(\mu_{\text{ex}})^{19}$ where the derivative $D'(\mu_{\text{ex}})$ changes sign at the extrema of μ_{ex} . Since van Hove singularities correspond to the sharp peaks in the DOS, they show up in the dependence $s(\mu)$ as the strong positive peak and negative dip structures. Note that even the discussed above the giant negative dip and positive peak structure near the zero chemical potential might be interpreted as a reflection of the negative V - and U -like shape peaks of the DOS. This demonstrates that the experimental investigation of $s(\mu)$ in a wider range of energies can be useful for tracing out van Hove singularities and their evolution in the perpendicularly applied electric field.

IV. CONCLUSIONS

We have studied fingerprints of the topological phase transitions and DOS singularities in two-dimensional materials with use of the *ab-initio* calculations. We show that the entropy per particle dependence on the chemical potential is highly sensitive to the DOS. In particular, at the critical field corresponding to the transition point between topological and trivial insulator phases, the strong resonant feature of the entropy per particle at the zero chemical potential disappears. Moreover, at the Van Hove singularities of the DOS the entropy per particle passes through zero (dip-peak features). Based on these theoretical findings, we propose an experimental method of detection of the critical transition points and density of states singularities in novel structures and materials.

The found characteristic feature of the entropy per particle close to the transition between the trivial and the topological insulators might become the smoking gun also for other type of topological transitions in novel systems. For instance, in the recent work of Wang and Fu⁴⁰ the authors demonstrated the possibility of transition between the trivial and the topological superconductors⁴¹. It is worth noting that in superconductors with different pairing symmetries placed in a magnetic field the vortex entropy is different. Being subjected to the gradient of temperature, the vortices move along the gradient, resulting in the appearance of the flow of entropy, which can be directly measurable by the Nernst signal. Hence, one could expect that the latter can be an appropriate tool for the study of such transitions.

ACKNOWLEDGEMENTS

We acknowledge support from the HORIZON 2020 RISE "CoExAN" Project (Project No. GA644076). S.G.Sh. and V.P.G. acknowledge a partial support from the National Academy of Sciences of Ukraine (Projects No. 0117U000236 and No. 0116U003191) and by its

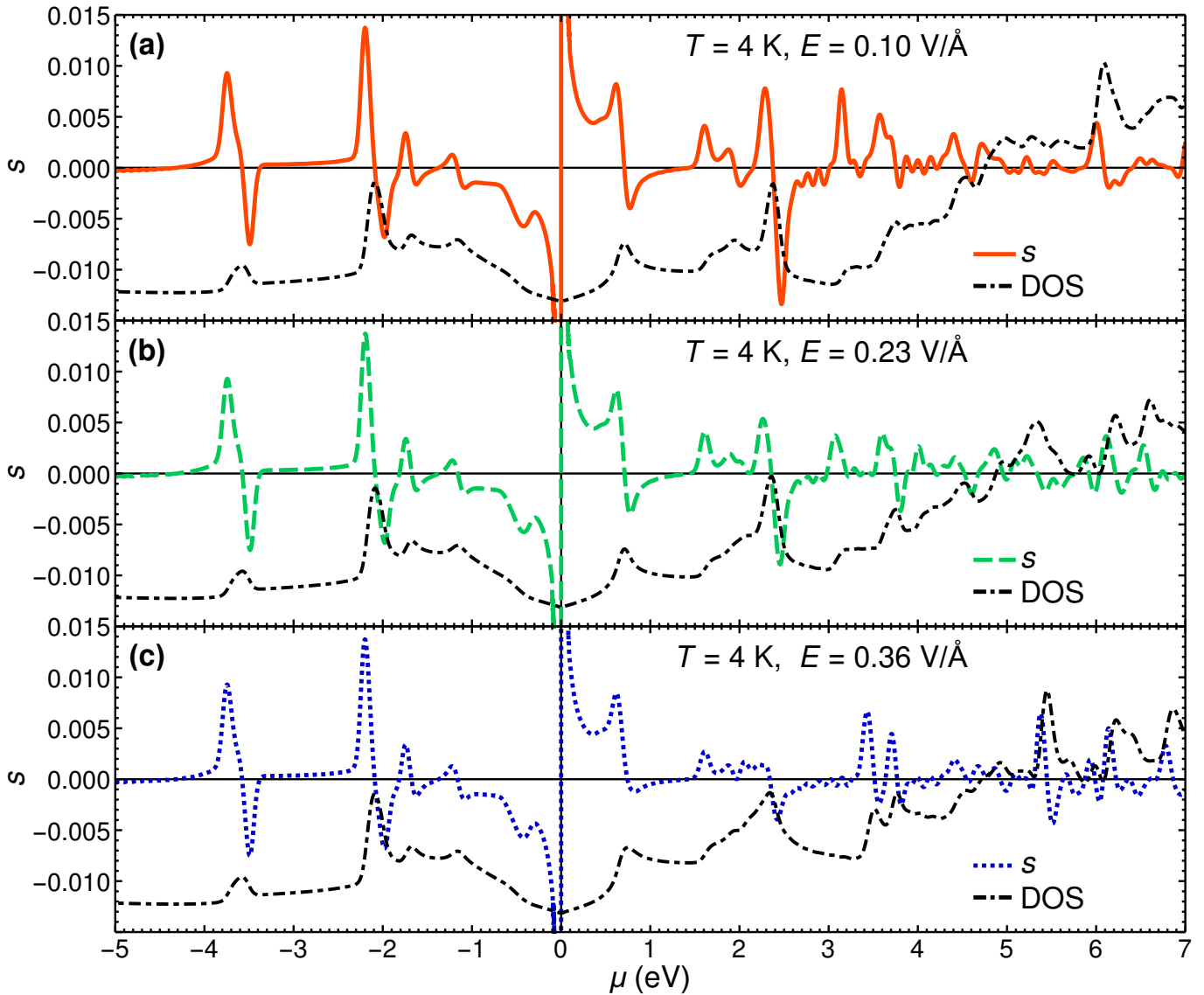


FIG. 5. (Color online) The entropy per electron s vs the chemical potential μ in eV for three values of electric field E for $T = 4\text{K}$: (a) $E = 0.10\text{V}/\text{\AA}$ (b) $E = 0.23\text{V}/\text{\AA}$ (c) $E = 0.36\text{V}/\text{\AA}$. The dashed lines show the corresponding DOS obtained by the *ab-initio* calculation.

Program of Fundamental Research of the Department of

Physics and Astronomy (Project No. 0117U000240).

* davide.grassano@roma2.infn.it

¹ M. Z. Hasan and C. L. Kane, *Rev. Mod. Phys.* **82**, 3045 (2010).

² X.-L. Qi and S.-C. Zhang, *Rev. Mod. Phys.* **83**, 1057 (2011).

³ C. L. Kane and E. J. Mele, *Phys. Rev. Lett.* **95**, 146802 (2005).

⁴ B. A. Bernevig and S.-C. Zhang, *Phys. Rev. Lett.* **96**, 106802 (2006).

⁵ A. Acun, L. Zhang, P. Bampoulis, M. Farmanbar, A. van Houselt, A. Rudenko, M. Lingenfelder, G. Brocks, B. Poelsema, M. Katsnelson, *et al.*, *J. Phys. Condens. Mat-*

ter **27**, 443002 (2015).

⁶ C.-C. Liu, W. Feng, and Y. Yao, *Phys. Rev. Lett.* **107**, 076802 (2011).

⁷ C.-C. Liu, H. Jiang, and Y. Yao, *Phys. Rev. B* **84**, 195430 (2011).

⁸ A. Ohare, FV Kusmartsev, and KI Kugel. A Stable Flat Form of Two-Dimensional Crystals: Could Graphene, Silicene, Germanene Be Minigap Semiconductors? *Nano Lett.*, 12(2):1045–1052, 2012.

⁹ N. D. Drummond, V. Zolyomi, and V. I. Fal'ko, *Phys. Rev. B* **85**, 075423 (2012).

¹⁰ M. Ezawa, *New J. Phys.* **14**, 033003 (2012).

- ¹¹ L. Matthes and F. Bechstedt, Phys. Rev. B **90**, 165431 (2014).
- ¹² M. Ezawa, J. Phys. Soc. Jpn. **84**, 121003 (2015).
- ¹³ F. Bechstedt, L. Matthes, P. Gori, and O. Pulci, Appl. Phys. Lett. **100**, 261906 (2012).
- ¹⁴ L. Stille, C. J. Tabert, and E. J. Nicol, Phys. Rev. B **86**, 195405 (2012).
- ¹⁵ A. Y. Kuntsevich, Y. Tupikov, V. Pudalov, and I. Burmistrov, Nat. Commun. **6**, 7298 (2015).
- ¹⁶ A. Varlamov and A. V. Kavokin, EPL **103**, 47005 (2013).
- ¹⁷ C. Goupil, W. Seifert, K. Zabrocki, E. Müller, and G. J. Snyder, Entropy **13**, 1481 (2011).
- ¹⁸ A. A. Varlamov, A. V. Kavokin, and Y. M. Galperin, Phys. Rev. B **93**, 155404 (2016).
- ¹⁹ V. Y. Tsaran, A. Kavokin, S. Sharapov, A. Varlamov, and V. Gusynin, Sci. Rep. **7**, 10271 (2017).
- ²⁰ A. Kara, H. Enriquez, A. P. Seitsonen, L. L. Y. Voon, S. Vizzini, B. Aufray, and H. Oughaddou, Surf. Sci. Reps. **67**, 1 (2012).
- ²¹ C.-R. Wang, W.-S. Lu, L. Hao, W.-L. Lee, T.-K. Lee, F. Lin, I.-C. Cheng, and J.-Z. Chen, Phys. Rev. Lett. **107**, 186602 (2011).
- ²² Y. M. Blanter, M. Kaganov, A. Pantsulaya, and A. Varlamov, Phys. Rep. **245**, 159 (1994).
- ²³ P. Giannozzi, S. Baroni, N. Bonini, M. Calandra, R. Car, C. Cavazzoni, D. Ceresoli, G. L. Chiarotti, M. Cococcioni, I. Dabo, *et al.*, J. Phys. Condens. Matter **21**, 395502 (2009).
- ²⁴ P. Giannozzi, O. Andreussi, T. Brumme, O. Bunau, M. B. Nardelli, M. Calandra, R. Car, C. Cavazzoni, D. Ceresoli, M. Cococcioni, *et al.*, J. Phys. Condens. Matter **29**, 465901 (2017).
- ²⁵ W. Kohn and L. J. Sham, Phys. Rev. **140**, A1133 (1965).
- ²⁶ D. R. Hamann, M. Schlüter, and C. Chiang, Phys. Rev. Lett. **43**, 1494 (1979).
- ²⁷ J. P. Perdew, K. Burke, and M. Ernzerhof, Phys. Rev. Lett. **77**, 3865 (1996).
- ²⁸ S. Cahangirov, M. Topsakal, E. Aktürk, H. Şahin, and S. Ciraci, Phys. Rev. Lett. **102**, 236804 (2009).
- ²⁹ “Spin Orbit (SO) interaction has been included by, first, solving the radial Dirac equation for each isolated atom and, second, by reducing the four-component Dirac spinors to two-component Pauli spinors in order to generate pseudopotentials with two-component projectors,”.
- ³⁰ A. Dal Corso and A. Mosca Conte, Phys. Rev. B **71**, 115106 (2005).
- ³¹ A. Mosca Conte, S. Fabris, and S. Baroni, Phys. Rev. B **78**, 014416 (2008).
- ³² L. Matthes O. Pulci F. Bechstedt J. Phys. Condens. Matter. **25**, 395305 (2013).
- ³³ H. J. Monkhorst and J. D. Pack, Phys. Rev. B **13**, 5188 (1976).
- ³⁴ L. Fu and C. L. Kane, Phys. Rev. B **74**, 195312 (2006).
- ³⁵ L. Fu and C. L. Kane, Phys. Rev. B **76**, 045302 (2007).
- ³⁶ A. A. Soluyanov and D. Vanderbilt, Phys. Rev. B **83**, 235401 (2011).
- ³⁷ R. Yu, X. L. Qi, A. Bernevig, Z. Fang, and X. Dai, Phys. Rev. B **84**, 075119 (2011).
- ³⁸ D. Gresch, G. Autès, O. V. Yazyev, M. Troyer, D. Vanderbilt, B. A. Bernevig, and A. A. Soluyanov, Phys. Rev. B **95**, 075146 (2017).
- ³⁹ H.-R. Chang, J. Zhou, H. Zhang, and Y. Yao, Phys. Rev. B **89**, 201411 (2014).
- ⁴⁰ Y. Wang and L. Fu. Phys. Rev. Lett., **119**(18), 187003 (2017).
- ⁴¹ M. Sato and Y. Ando. Rep. Prog. Phys., **80**(7), 076501 (2017).