

Physical Layer Security for RF Satellite Channels in the Finite-length Regime

Ángeles Vázquez-Castro, *Senior Member, IEEE*, and Masahito Hayashi, *Fellow, IEEE*

Abstract—Secure communications is becoming increasingly relevant in the development of space technology. Well established cryptographic technology is already in place and is expected to continue to be so. On the other hand, information theoretical security emerges as a post-quantum versatile candidate to complement overall security strength. In order to prove such potential, performance analysis methods are needed that consider realistic legitimate and eavesdropper system assumptions and non-asymptotic coding lengths.

In this paper we propose the design of secure radio frequency (RF) satellite links with realistic system assumptions. Our contribution is three-fold. First, we propose a wiretap channel model for the finite-length regime. The model includes an stochastic wiretap encoding method using existing practical linear error correcting codes and hash codes. Secrecy is provided with privacy amplification, for which the finite-length secrecy metric is given that upper bounds semantic secrecy. Second, we derive a novel RF (broadcast) satellite wiretap channel model that parameterizes the stochastic degraded channel around the legitimate channel, a necessary condition to enable secure communication. Finally, we show the design of a secure satellite physical layer and finite-length performance evaluation. In doing so, we define as *sacrifice rate* the fixed fraction of the overall coding rate budget for reliability that needs to be allocated to secrecy. Our methodology does not make use of channel side information of the eavesdropper, only assumes worst case system assumptions. We illustrate our proposed design method with numerical results using practical error correcting codes in current standards of satellite communication.

Index Terms—Physical layer security, space links, wiretap coding, finite-length regime

I. INTRODUCTION

A. Motivation

INTEREST in ensuring a desired level of security in communication over space links has been steadily increasing in the last years. Widely used protocols of the Consultative Committee for Space Data Systems (CCSDS) Packet TM/TC protocol family already includes basic authentication, encryption and authenticated encryption [1][2][3]. These solutions are mainly available at the link layer and mostly targeting protection of the telemetry and/or telecommand links for current space missions security architectures. These usually have simple topologies consisting of a single spacecraft and a ground segment connected to multiple ground stations, a

command and control centre and a Payload Data Ground Segment (PDGS) [4]. End-to-end techniques can therefore extend the data protection to the entire flow of user data. On the other hand, advanced network architectures are currently under study and will possibly include networked or federated satellites. This increase in complexity requires that the security architecture and corresponding security protocols must evolve accordingly. Further, technological advances are also under development at physical and system levels. For example, upcoming software-defined radio and networking paradigms as well as adaptive physical layer mechanisms will surely modify the operational assumptions of security mechanisms. Finally, security threads and types of attacks are ever evolving calling for stronger and complementary security solutions that could be jointly operative.

Within such context, physical layer security based on information theoretical security and cryptographic methods emerges as a post-quantum versatile candidate to complement overall system security strength. In order to prove such potential, performance analysis methods are needed that consider realistic legitimate and eavesdropper system assumptions. In the following, we review the state of the art in the area and outline our contributions.

B. Related Results

Practical techniques for physical layer cryptography can be roughly classified into three categories according to where they are implemented in the physical layer transmission chain: at channel, signal and coding level. Techniques at channel level use the shared random channel for distilling keys (which can be used by traditional cryptography). At signal level, these techniques alter the modulation process and may require modifications in the design of transmitter and receiver. Finally, techniques at coding level are based on code design methods that differ from classic code design and are modulation and hardware independent.

For the terrestrial wireless channel, earliest studies [11] [12] proposed the use of the reciprocity property of the wireless channel in the different transmission domains of time, space and frequency for secret key generation. With the advent of multiple-input multiple-output (MIMO) antennas, the same ideas were tested for wireless MIMO systems for secret cryptographic key agreement [13] and secrecy capacity [14], [15], [16], [17], [31]. These works usually rely on perfect CSI of the eavesdropper's channel. The role of radio frequency (RF) channel fading for the different techniques has been well studied [19], [20], [21], [22]. In [23] it is proved that, in

Ángeles Vázquez-Castro is with the Department of Telecommunications and Systems Engineering, Autonomous University of Barcelona, Barcelona, Spain e-mail: angeles.vazquez@uab.es.

Masahito Hayashi is with Graduate School of Mathematics, Nagoya University, Nagoya, Japan and Centre for Quantum Technologies, National University of Singapore, Singapore. e-mail: masahito@math.nagoya-u.ac.jp

Manuscript submitted 30th June 2017; revised xxx, 2017.

principle, any average secure communication rate below the average secrecy capacity of the fading channel is achievable. In [24] a masking signal in the modulation was proposed to obfuscate the eavesdropper when demodulating the analog signal. However, the noise-like nature of the masking signal induces a large dynamic range that reduces its applicability. The use of error-control coding has also been widely investigated. Code design based on coset coding as first proposed in [6][8] aims at achieving several goals simultaneously: to maximize Bob's correct decoding probability and information rate and minimize information leaked towards Eve. A large body of constructions and results exist from information theoretical perspective [25], [26] and from lattice algebraic perspective [28][29][30][31].

For the satellite wireless channel, the potential of physical layer security has been less investigated. Physical layer security in satellite systems has been traditionally based on spread spectrum, i.e. at modulation ("waveform") level. LPI and LPD waveforms [32][33][34] along with signal processing and channel coding techniques [35] are highly effective against jamming attacks and interception. Early studies of information-theoretic physical layer security focused on multi-beam satellite communications. In [36] joint power and antenna weights optimization at beamforming level is proposed to meet individual secrecy rate constraints. Beamforming weights are obtained from zero forcing constraints on co-channel interference among legitimate users and eavesdroppers. Subsequent follow up works [37][38] derive optimal beamforming weights under different system-level assumptions such network coding protocols. In these works, secrecy rate is the secrecy performance metric. Also at modulation level but differently to weight optimization, [39] introduces an improved masking signal method with low computation complexity and reduced dynamic signal range. Assuming the eavesdropper has perfect knowledge of modulation scheme, encoding and frame structure, the authors transform the communication security problem into a physical security. However, this work assumes security performance in terms of bit error rate.

C. Contributions

Our contributions can be summarized as follows:

- 1) We propose a wiretap channel model for the finite-length regime. The model includes an stochastic wiretap encoding method using existing practical error correcting codes. Secrecy is provided with privacy amplification, for which the finite-length secrecy metric is given that upper bounds semantic secrecy.
- 2) We derive a novel RF (broadcast) satellite wiretap channel model that parameterizes stochastic degradation in angular and radial coordinates for the realistic assumption of rotational symmetry of antenna patterns. The model allows to identify stochastic degraded spatial areas on the broadcasting space region around the legitimate channel based on worst system-level assumptions
- 3) We propose a methodology for the design of a secure satellite physical layer and finite-length performance

evaluation using existing hash codes and error correcting codes. We define as *sacrifice rate* the fixed fraction of the overall coding rate budget for reliability that needs to be allocated to ensure secrecy. We illustrate our proposed design method with numerical results using practical error correcting codes in current standards of satellite communication.

This work is structured as follows. Section II our proposed wiretap channel model for the finite-length regime, wiretap code construction method and secrecy metric. Section III derives the satellite wiretap channel model for RF links and the stochastically degraded spatial regions. Section IV presents the application for the design of a secure satellite physical layer and finite-length performance evaluation. A discussion for realistic scenarios is presented in Section VI and conclusions and further work are outlined in Section VII.

II. WIRETAP CHANNEL MODEL FOR FINITE-LENGTH REGIME

A. Classic Wiretap Channel Model for the Infinite Regime

Shannon introduced the classic model of a cryptosystem in 1949, where Eve has access to an identical copy of the cyphertext that Alice sends to Bob. Shannon defined perfect secrecy to be the case when the plaintext and the cyphertext are statistically independent. Perfect secrecy is motivated by error-free transmission and requires that Bob and Alice share a secret key.

A. Wyner in 1975 [6] relaxed the stringent condition of perfect statistical independency of Shannon's cryptosystem and introduced the wiretap channel model. In this model, transmission is not error-free. The wiretap channel model is composed of two channels. Consider the message set $\mathcal{M}_n = \{1, 2, \dots, M_n\}$. The channel from the legitimate transmitter (Alice) to the legitimate receiver (Bob) is referred to as the "main" channel, and is considered to be a memoryless channel characterized by input alphabet \mathcal{X} , output alphabet \mathcal{Y} , a transition probability $W_{Y|X}$. The other channel from Alice to a passive adversary (Eve) is referred to as the "eavesdropper's channel", and consists of another memoryless channel characterized by input alphabet \mathcal{X} , output alphabet \mathcal{Z} , and transition probability $W_{Z|X}$. Finite-length sequences of the random variables X, Y, Z are denoted as X^n, Y^n, Z^n and the corresponding sets $\mathcal{X}_n, \mathcal{Y}_n, \mathcal{Z}_n$. This model supposes that the statistics of both channels are known to all parties, and that authentication is already done¹. Also, it is assumed that Eve knows the coding scheme used by Alice and Bob. This probabilistic channel model is known as Type I and there also exists a combinatorial channel model, which is known as Type II [8]. It is given as an adversarial channel model, where the intruder is allowed to observe $\mu \leq n$ components of the codeword. For either channel model, the classic wiretap code design goal is the simultaneous provision of reliability and security and requires stochastic encoders. In [6] Wyner considered the special case where both the main and the eavesdropper channel are discrete memoryless channels (DMCs).

¹A small secret key is needed to authenticate the communication. It is known that $\log n$ bits of secret are sufficient to authenticate n bits of data [57]

Further, under the assumption that the eavesdropper channel is stochastically degraded with respect to the main channel, he defined and obtained a unique parameter characterizing the wiretap system, the secrecy capacity. This parameter means that for $\epsilon > 0$, there exist coding schemes that can provide secure and reliable rate (secrecy rate) $R_s > C_s - \epsilon$. Wyner proved that Alice can send information to Bob in perfect secrecy over a noisy channel without sharing a secret key with Bob initially. I. Csiszár and J. Körner generalized in

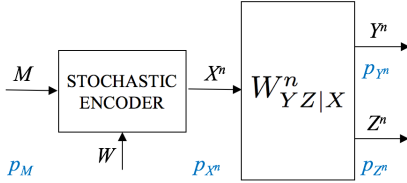


Fig. 1. The wiretap channel model.

1978 [9] Wyner's wiretap channel model by considering the information-theoretic discrete memoryless broadcast channel as shown in Fig. 1. The randomizer variable W is uniformly distributed and is independent of M . The noisy broadcast channel is characterized by the conditional distribution $W_{YZ|X}$ so that Wyner's model corresponds to the special case where $V \rightarrow X \rightarrow YZ$ is a Markov chain and $P_{YZ|X}$ factors as $W_{Y|X}W_{Z|X}$. The secrecy capacity C_s in this case is the maximal rate at which Alice can reliably send information to Bob such that the rate at which Eve obtains this information is arbitrarily small. It is positive whenever the legitimate channel has an advantage in terms of the broadcast channel's conditional distribution $W_{YZ|X}$. In this case, the secrecy capacity of a discrete memoryless wiretap channel is completely characterized as

$$C_s = \max_{p_{VX}} (I(V; Y) - I(V; Z))_+, \quad (1)$$

where $I(V; Y)$ and $I(V; Z)$ express the mutual informations under the distributions $p_{VXY} := W_{Y|X}p_{XV}$ and $p_{VXZ} := W_{Z|X}p_{XV}$, and $(a)_+$ is a for a positive number a and is 0 for a negative number a . The use of channel prefixing by using additional V can be used in case $I(X; Y) \leq I(X; Z)$ for all input distributions [9] but also as a technique to handle system-related cost constraints [47], in which case the auxiliary channel $p_{X|V}$ is optimized so that the output sequence satisfies some target cost.

B. Proposed Wiretap Channel Model for the Finite-length Regime

The classic wiretap model as first proposed by Wyner and then generalised by I. Csiszár and J. Körner was later strengthened to meet cryptographic security standards in [10] and more recently in [49][50]. In doing so, logical equivalences are found between existing cryptographic security measures and classic information theoretic security metrics. The cryptographic approach to the wiretap channel can also be framed within spectrum information-theoretic methods, as established by Hayashi [52]. This is the approach we adopt

here where a stochastic process of encoding and decoding is assumed using the privacy amplification method. Then, the chosen secrecy metric meets cryptographic criteria and is given in the finite length regime. Our proposed wiretap channel model for the finite-length regime is given as follows.

1) *Stochastic wiretap encoder*: The stochastic wiretap encoder is based on the privacy amplification method REFS. This method decouples reliability and secrecy, enabling the implementation of different security protocols. The code uses hash functions to approximate the statistical random process Z^n as induced by a uniform input distribution nearly identical to a uniform p_{X^n} therefore not requiring uniform message distribution as

$$q_{Z^n} = \prod_{i=1}^n \sum_{x \in \mathcal{X}} W_{Z|X}(z|x) q_X(x). \quad (2)$$

This model is shown in Fig. 2. Note that it is a particular design of the wiretap model in Fig. 1.

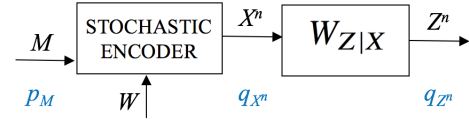


Fig. 2. The wiretap channel model for Eve in this paper.

The practical construction of a wiretap code with this method is as follows. We can make a wiretap code from a conventional linear error correcting code. e.g., a capacity achieving LDPC or Polar code, which has efficient encoding and decoding at finite length. In this construction, assuming n uses of the channel and a target of k_n secure bits to be transmitted, we need to sacrifice k'_n bits by attaching randomized hash function F [57], [63]. That is, to transmit k_n bits securely, we need to employ a linear error correcting code that can transmit $k_n + k'_n$ bits. Let's denote the error correcting coding rate at finite length as $\rho(n, \epsilon_n^B)$, where ϵ_n^B is the reliability guaranteed to Bob (measured as average error probability) with finite coding size n . Let's also denote the coding rate to be sacrificed, the *sacrificed rate*, as $\rho_{\text{sac}}(n, \delta_n^E) = k'_n/n$, where δ_n^E is the secrecy guaranteed against eavesdropping (measured with secrecy metric introduced later) with finite coding size n . Then, the *secure coding rate*, ρ_s , is limited by the sacrificed rate as

$$\rho_s(n, \epsilon_n^B, \delta_n^E) = \rho(n, \epsilon_n^B) - \rho_{\text{sac}}(n, \delta_n^E). \quad (3)$$

2) *Secrecy metric in the finite length regime*: Several metrics have been introduced in the wiretap literature to relax the total independency required by Shannon perfect secrecy. The metric introduced by Wyner in [6] was later called *weak secrecy* and is given as the normalized mutual information rate under the assumption of uniform distribution p_M [60][59]. The weak security metric criterion was strengthened to *strong secrecy* by subsequent improvement of Wyner's model in [48] and coincides with the mutual information also with uniform distribution p_M [58, Appendix D-C][61] and is given as

$$S_{\text{strong}}(M; Z^n) = \mathbb{I}(M; Z^n) = \mathbb{D}(p_{M Z^n} \| p_M p_{Z^n}). \quad (4)$$

Since message M does not necessarily obey the uniform distribution, in general, the information theoretic secrecy criterion was formalized by Bellare, Tessaro, and Vardy [49], [50] by adapting the notion of semantic secrecy used in computational cryptography [51] while a similar criterion has been introduced in the security analysis of quantum key distribution [67, (7),(9)].

The secrecy metric used in this paper is an upper bound of the semantic secrecy metric. Instead of a quantity that gives the resulting semantic security we have an upper bound as follows [27]

$$\begin{aligned} S_{\text{strong}}(M; Z^n) &= \mathbb{D}(p_{MZ^n} \| p_M p_{Z^n}) \\ &= \mathbb{D}(p_{MZ^n} \| p_M q_{Z^n}) - \mathbb{D}(p_{Z^n} \| q_{Z^n}) \\ &\leq \mathbb{D}(p_{MZ^n} \| p_M q_{Z^n}) \\ &= \mathbb{E}(\mathbb{D}(p_{Z^n|M} \| q_{Z^n}) | M) \end{aligned}$$

Since inducing a uniform distribution obeys to $\max_{p_M} S_{\text{strong}}(M; Z^n)$, semantic secrecy can be guaranteed by upper bounding the quantity $\max_{p_M} S_{\text{strong}}(M; Z^n)$ with a proper coefficient. Since the security criterion $\max_{p_M} S_{\text{strong}}(M; Z^n)$ expresses the strong security independent of the source distribution P_M , it is called the *source universal security* [58, Section XIII]. Another related measure is the *effective secrecy* in [47], which refers to measures in [52, Section III].

When we employ the random coding for the reliability and the resolvability for the secrecy, both metrics ϵ_n^B and δ_n^E in the finite-length (i.e. non-asymptotic) regime are exponential functions. The analytical expression for the former has been derived in [64] and for the latter has been derived in [52][58].

In this paper, we address a practical construction of wire-tap code by using existing error correcting code and a randomized hash function F [55]. While the detail construction is given in Appendix A, the calculation complexity of its implementation is not so large. When we employ this wire-tap code, assuming $W_{Z|X}$ is symmetric, as explained in Appendix B, we can evaluate our considered metric in the finite-length as the average with respect to the hash function F . That is, it is upper bounded as

$$\mathbb{E}_F S_{\text{strong}}(s|M; Z^n) \leq \frac{1}{s} 2^{-sk'_n} e^{nE_0(s|W_{Z|X}, p_X, U)}. \quad (5)$$

for $s \in [0, 1]$, where

$$\begin{aligned} E_0(s|W_{Z|X}, p_X, U) &= E_{0,\max}(s|W_{Z|X}) \\ &= \log \int \left(\sum_{x \in \{1, -1\}} \frac{1}{2} W_{Z|X}(z|x)^{\frac{1}{1-s}} \right)^{1-s} dz. \end{aligned}$$

III. RF (BROADCAST) WIRETAP SATELLITE CHANNEL MODEL

A. Channel model

We consider a typical satellite RF channel with 2^m -level phase shift keying (2^m -PSK) modulation with additive white Gaussian (AWGN) noise. We assume the realistic case of space

links with no fading. The complex low pass equivalent signal is

$$X_i = \exp \left[j \frac{2\pi(i-1)}{2^m} \right], \quad i = 1, \dots, 2^m.$$

We assume the symbol duration, T_s , and unitary energy constellation $E_s = E[|X_i|^2] = 1$.

For $m = 1$ we have the binary signal called BPSK. We can represent the BPSK signal as two points located on a single geometrical basis (orthonormal carrier) with one point located at $+\sqrt{E_b}$ and another point located at $-\sqrt{E_b}$ with $E_b R_b = E_b/T_b$, T_b is the bit period and R_b is the bit rate.

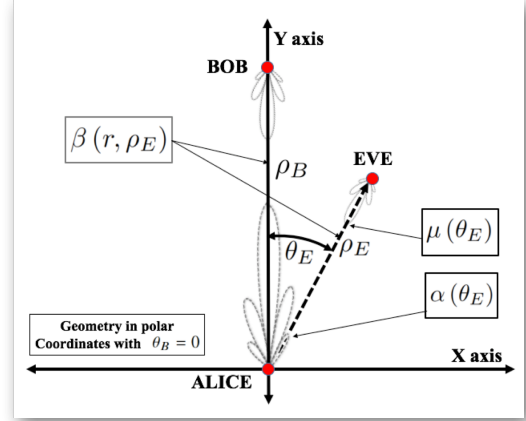


Fig. 3. Under the (realistic) assumption of rotational symmetry of the antenna patterns, polar coordinates ρ_B , ρ_E , and θ_E (with $\theta_B = 0$) in 2D capture the 3D scenario of spatial relative positions of Alice, Bob and Eve w.r.t. antenna boresight.

Denote as $h_Y(\pi_B, \lambda_c)$ and $h_Z(\pi_E, \lambda_c)$ the deterministic coefficients that describe the (square root of) the power decay due to propagation. Both coefficients can be functions of time for moving Eve and Bob. Under the (realistic) assumption of rotational symmetry of the antenna patterns, we can use polar coordinates to represent the scenario such as $\pi_B = (\rho_B, \theta_B)$ and $\pi_E = (\rho_E, \theta_E)$ describe Bob's and Eve's polar coordinates. Alice's location is set as center of the wiretap satellite channel coordinate system. Bob's radial coordinate is ρ_B and Bob's angular coordinate is set as reference of the polar angles, i.e. $\theta_B = 0$ as shown in Fig. 3. λ_c is the transmission wavelength, i.e. $\lambda_c = c/f_c$ with c the speed of light.

For simplicity, we now assume unitary transmission power. Therefore, the large-scale signal models of the received signals after demodulation during a symbol interval are

$$\begin{aligned} Y &= h_Y(\pi_B, \lambda_c) X + N_B; \\ Z &= h_Z(\pi_E, \lambda_c) X + N_E; \end{aligned} \quad (6)$$

The dependency of the propagation attenuation with the wavelength is only due to how the system parameters are measured for computing the free loss propagation. The terms N_B and N_E are complex circular Gaussian random variables with zero mean and noise energy per (complex) symbol at Bob's receiver n'_B and n'_E , respectively.

For the purpose of security analysis methodology, without loss of generality it is sufficient to consider a simplified e.g.

uplink budget between Alice and Bob as in Fig. 3. In this case, the deterministic coefficient for Bob can be expressed as

$$h_Y(\pi_B, \lambda_c) = \sqrt{g_{A,max} g_{B,max}} \frac{1}{\rho_B} \left(\frac{\lambda_c}{4\pi} \right), \quad (7)$$

where $g_{A,max}$ and $g_{B,max}$ are the gains of Alice's antenna and Bob's antennas to each other direction, so antennas are aligned. We assume perfect polarization antenna matching and we omit additional transmission/reception path losses and (geo-climatic) atmospheric contributions as a first approximation. For reliable communication, the satellite system design should ensure a minimal received power level at the legitimate receiver so that the link budget is closed.

Let's now introduce the parameter $\alpha(\theta_E)$ to account for spatial attenuation due to Alice's antenna radiation's pattern with respect to the Bob's boresight angle. $\alpha(\theta_E)$ can be considered exactly in case the antenna pattern is known, or otherwise it can be considered in terms of the allowed emission of radiation according to space regulations. Denote Eve's antenna gain as $g(\theta_E)$ and introduce the parameter $\mu(\theta_E)$ to account for the relative antenna gain between Bob and Eve, i.e. $\sqrt{g_E(\theta_E)} = \mu(\theta_E) \sqrt{g_{B,max}}$ with

$$\mu_{min} \leq \mu(\theta_E) \leq \mu_{max}. \quad (8)$$

Note that we consider that Eve's antenna can be either better or worse than Bob's. The angular dependency may be given according to general assumptions on Eve but it can also be dropped by assuming a worst case value for the scenario under analysis, i.e. $\mu_{min} \leq \mu \leq \mu_{max}$. We also define $\beta(r, \rho_E)$ to account for relative propagation losses between Bob and Eve as

$$\beta^2(r, \rho_E) = \frac{\rho_B^2}{\rho_E^r}. \quad (9)$$

The exponent r accounts for the power attenuation decay that affects Eve's propagation channel. Different values of the exponent model correspond to different assumptions about Eve. Specifically, Eve can be modeled as a terrestrial, aerial or satellite station. For example, while for the satellite case $r = 2$, in case of aerial Eve, a good assumption is to consider a large scale two-ray ground multipath model, with $r > 2$. It is also known that for unmanned vehicles at low elevation, the propagation law has strong dependency with height and this can also be captured by r . Finally let's define a coefficient γ_n such that

$$\gamma_n^{min} \leq \gamma_n \leq \gamma_n^{max} \quad (10)$$

to account for the relative performance of Eve's w.r.t. Bob's receivers in terms of additive white Gaussian noise (AWGN) power. Note that we consider that Eve's receiver can be either better or worse than Bob's. With these parameters we can then write

$$h_Z(\pi_E, \lambda_c) = h_Y(\pi_B, \lambda) \alpha(\theta_E) \mu(\theta_E) \beta(r, \rho_E). \quad (11)$$

Rewriting $h_Y(\pi_B, \lambda_c) X$ to X , we can simplify (6) as

$$\begin{aligned} Y &= X + \sqrt{n_B} X_1; \\ Z &= \gamma_g X + \sqrt{\gamma_n n_B} X_2; \end{aligned} \quad (12)$$

with X_1 and X_2 , zero-mean circular complex Gaussian random variables with unit variance and the deterministic coefficient γ_g is defined as

$$\gamma_g(\theta_E, \rho_E, r) := \alpha(\theta_E) \mu(\theta_E) \beta(r, \rho_E). \quad (13)$$

The model shows the two components of physical degradation: geometrical captured by $\beta(r, \rho_E)$ and system-related captured by $\alpha(\theta_E)$, which is controlled by Alice and $\mu(\theta_E)$, which is controlled by Eve. Overall, the channel parameters are summarized in Table I.

TABLE I
SUMMARY OF PARAMETERS IN RF SATELLITE WIRETAP CHANNEL MODEL

Parameter	Explanation	Eq. etc.
θ_E	Angle between Bob and Eve.	Fig. 3
ρ_B	Distance to Bob.	Fig. 3
ρ_E	Distance to Eve.	Fig. 3
n_B	Noise power level at Bob's receiver.	(38)
$\gamma_g(\theta_E, \rho_E, r)$	Deterministic channel attenuation coefficient. It captures Eve's channel degradation w.r.t. Bob's channel.	(13)
γ_n	Ratio between the noise power levels at Eve's and Bob's receivers.	(10) (38)
$\alpha(\theta_B)$	Spatial attenuation due to Alice's antenna radiation pattern. It can be given as antenna gain or allowed radiation mask.	(21)
$\mu(\theta_E)$	Eve's antenna gain. For convenience is taking as $\sqrt{g_E(\theta_E)} = \mu(\theta_E) \sqrt{g_{B,max}}$ with $\mu(\theta_E)$ taking values between 0 and 1. For convenience, in this paper, we assume $\mu_{min} \leq \mu \leq \mu_{max}$.	(8)
$\beta(r, \rho_E)$	Coefficient relating Bob's and Eve's path losses. It considers Friis model for Bob and Eve. For Eve, a power attenuation decay of " r " instead of 2 is considered.	(9)

B. Stochastically degraded spatial regions

As discussed in Section II.A, the secrecy capacity of a memoryless wiretap channel in the infinite-length regime is completely characterized as (41), which is statistically described by the conditional distribution $W_{YZ|X}$. Further, under the assumption that the eavesdropper channel is stochastically degraded with respect to the main channel, the secrecy capacity is positive. Hence, without discussing the block-length and the choice of error correcting code for the finite-length construction in (3), the condition for positive secrecy capacity is a necessary condition for positive secrecy rate.

We now use our RF wiretap satellite channel model to identify the stochastically degraded spatial regions. For this, recall that [66] physically degraded and stochastically degraded channels belong to the same equivalence class of broadcast channels, having the same conditional marginals and hence same capacity. Denote the signal-to-noise ratio (SNR) for Bob as $\eta^B = \frac{E_s}{n_B}$, the wiretap channel model for Eve describes all space around the satellite channel in polar coordinates, hence physical and stochastic degradation is given as

$$\eta^B > \frac{\gamma_g^2(\theta_E, \rho_E, r)}{\gamma_n} \eta^B \quad (14)$$

yielding the following condition

$$\gamma_g(\theta_E, \rho_E, r) < \sqrt{\gamma_n}. \quad (15)$$

It is convenient to introduce the regularized parameter

$$\gamma_{g,0}(\theta_E, \rho_E, r) := \frac{\gamma_g(\theta_E, \rho_E, r)}{\sqrt{\gamma_n}}, \quad (16)$$

so that the condition (15) now is $\gamma_{g,0}(\theta_E, \rho_E, r) < 1$ and the regularized signal of Eve is written as

$$\frac{1}{\sqrt{\gamma_n}} Z = \gamma_{g,0} X + \sqrt{n_B} X_2. \quad (17)$$

As discussed in Appendix C, once the condition (15) is satisfied, the secrecy capacity is given as a function of $\gamma_{g,0}$ and n_B in the following way in the BPSK case.

$$\begin{aligned} C_s(\gamma_{g,0}, n_B) &= \int_{-\infty}^{\infty} \frac{1}{\sqrt{8\pi n_B}} u \left[e^{\frac{-(y+1)^2}{n_B}} + e^{\frac{-(y-1)^2}{n_B}} \right] dy \\ &\quad - \int_{-\infty}^{\infty} \frac{1}{\sqrt{8\pi n_B}} u \left[e^{\frac{-(z+\gamma_{g,0})^2}{n_B}} + e^{\frac{-(z-\gamma_{g,0})^2}{n_B}} \right] dz. \end{aligned} \quad (18)$$

where $u(x) := -x \log x$. Then, we have a numerical calculation of the secrecy capacity as a function of $\gamma_{g,0}$ and n_B as Fig. 4. Hence, it is important to characterize the regularized parameter $\gamma_{g,0}(\theta_E, \rho_E, r)$ as a function of θ_E as well as ρ_E and r .

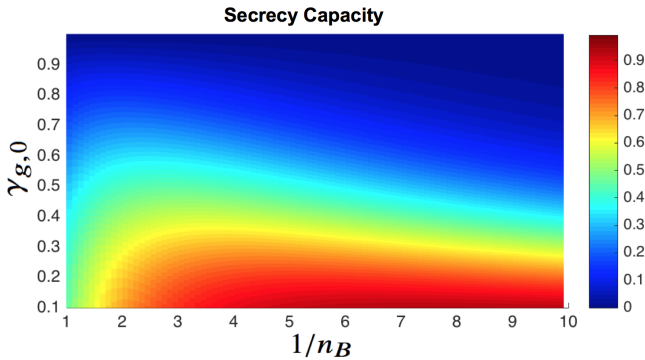


Fig. 4. Secrecy capacity given by (46) represented as a function of $\gamma_{g,0}$ in the vertical axis and the signal-to-noise ratio E_s/n_B for $E_s = 1$ in the horizontal axis.

The *stochastically degraded spatial regions* for RF wiretap satellite channel are then identified as

$$\begin{aligned} \mathcal{R}_{\eta_B}^{RF}(\rho_E, r) &= \{\theta_E | \gamma_{g,0}(\theta_E, \rho_E, r) < 1\} \\ &= \{\theta_E | \gamma_g^{dB}(\theta_E, \rho_E, r) - \gamma_n^{dB} < 0\}, \end{aligned} \quad (19)$$

where superscript *dB* indicates values in decibels. Hence with no assumption on Eve's location we have

$$\mathcal{R}_{\eta_B}^{RF} = \{\mathcal{R}^{RF}(\rho_E, r), \forall(\rho_E, r)\} \quad (20)$$

since it is possible to associate a propagation law depending on Eve's location.

Now, we provide some numerical examples. For the sake of clarity, in order to reduce the number of variables we fix the operation point as $E_s = n_B = 1$ and use the notation

$\mathcal{R}^{RF}(\rho_E, r)$ and \mathcal{R}^{RF} . First, let's assume the simple case of Bob as a geostationary Earth orbit (GEO) satellite and study the effect of low Earth orbit (LEO) and medium Earth orbit (MEO). In this case it is realistic to assume $\gamma_n = 1$. As for a (normalized) antenna pattern we can use some illustrative pattern radiation diagram with side lobes such as [70]

$$\alpha(\theta_E) = \frac{J_1(k \sin(\theta_E))}{2k \sin(\theta_E)} + 36 \frac{J_3(k \sin(\theta_E))}{(k \sin(\theta_E))^3} \quad (21)$$

where $k = 2.0712/\sin(\theta_E^{3dB})$, with θ_E^{3dB} being the one-sided half-power angular beamwidth and J_1 and J_3 are the Bessel functions of the first kind, of order one and three respectively. Note that in case the antenna pattern is not known, the analysis can be made with $\alpha(\theta_E)$ considered in terms of the allowed emission of radiation according to space regulations (see e.g. Recommendation ITU-R S.465-6). We assume radial distances of 15000 km and 1200 km as illustrative of the visibility windows for MEO and LEO satellite orbits, respectively. Fig. 5 and 6 shows the angle from which the channel is degraded. We observe that when Eve uses a LEO satellite, Eve's channel is degraded w.r.t. Bob's channel if Eve and Bob have an angular separation greater than $7^\circ(15^\circ)$ in case of equally good antennas and greater than $10^\circ(20^\circ)$ if Eve's antenna is 6 dB better than Bob's antenna for 3 dB angle of $5^\circ(10^\circ)$. We observe that degradation region is smaller for MEO than for LEO. This is due to the dependency of the degradation condition with the ratio $\beta(r, \rho_E)$, namely, for fixed ρ_B the smaller $\beta(r, \rho_E)$ the more degraded is the channel, and clearly the ratio $\beta(r, \rho_E)$ is smaller for MEO orbit than for LEO orbit. We also observe as expected that if the antenna directivity increases, the degraded region is also increased, and the increase is larger when Eve's antenna is not better.

The above cases are illustrative, but due to the relative

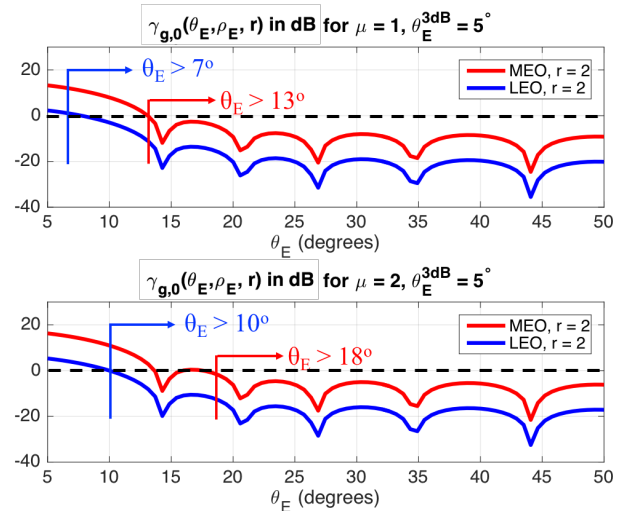


Fig. 5. Angles defining stochastically degraded regions, $\mathcal{R}^{RF}(\rho_E, r)$, when Bob is a GEO satellite and Eve uses LEO and MEO satellites for $\theta_E^{3dB} = 5^\circ$ with $\gamma_n^{dB} = 0$.

movement, there is limited time window for eavesdropping. Hence, we assume now the case of Bob at e.g. MEO orbit and study the degraded spatial region in the challenging scenario

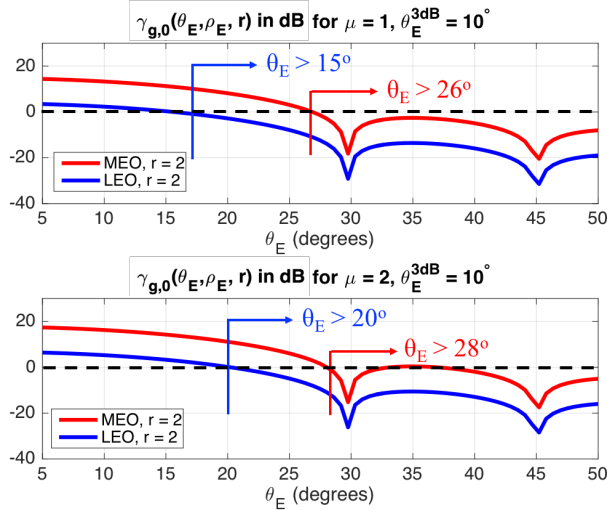


Fig. 6. Angles defining stochastically degraded regions, $\mathcal{R}^{RF}(\rho_E, r)$, when Bob is a GEO satellite and Eve uses LEO and MEO satellites for $\theta_E^{3dB} = 10^\circ$ with $\gamma_n^{dB} = 0$.

where Eve uses Unmanned Aerial Vehicles (UAVs). We note that propagation channel modelling for this scenario is still a research area. Moreover, there is a wide variety of UAVs that can be used by Eve depending on the scenario under analysis. For illustration we simply assume different heights with higher path loss exponent for lower heights (see e.g. [71]). Fig. 7 shows three different heights assuming $\mu = -25$ dB and $\gamma_n = 3$ (4.77 dB). We observe in this example scenario that when Eve uses a UAV, Eve's channel is degraded w.r.t. Bob's channel if Eve and Bob have an angular separation greater than 12° and 18° for radial distances of 5 km and 10 km, respectively. However, for low altitude and propagation law $r = 3$, Eve's channel is never degraded. Such low altitude UAVs however may not be the best choice for Eve as it can be visually detected. All numerical values are presented in Table II.

TABLE II
SUMMARY OF PARAMETERS IN NUMERICAL ANALYSIS.

	ρ_E (km)	θ_E^{3dB}	r	μ (dB)	γ_n	Degradation condition
Fig. 7 (t) MEO LEO	15000 1200	5	2 2	1(0)	0	$\theta_E > 13^\circ$ $\theta_E > 7^\circ$
Fig. 7 (b) MEO LEO	15000 1200	5	2 2	2(6)	0	$\theta_E > 18^\circ$ $\theta_E > 10^\circ$
Fig. 8 (t) MEO LEO	15000 1200	10	2 2	2(6)	0	$\theta_E > 26^\circ$ $\theta_E > 15^\circ$
Fig. 8 (b) MEO LEO	15000 1200	10	2 2	2(6)	0	$\theta_E > 28^\circ$ $\theta_E > 20^\circ$
Fig. 9 UAV low UAV medium UAV high	1 5 10	5	3 2 2	0.05(-25)	3	- $\theta_E > 18^\circ$ $\theta_E > 12^\circ$

(t) expresses the top and (b) expresses the bottom.

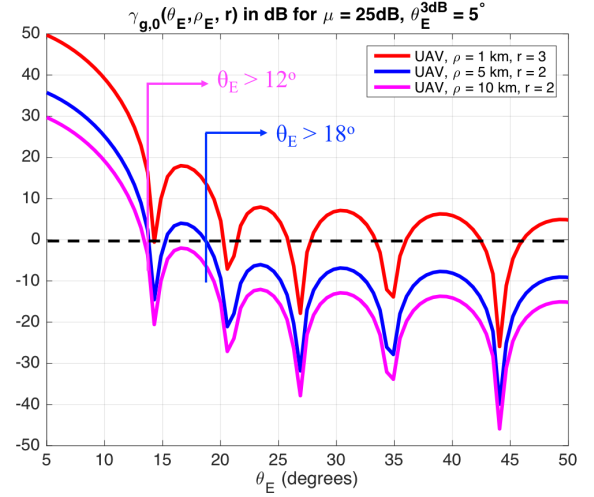


Fig. 7. Angular regions where security can be guaranteed for Bob on a MEO orbit and Eve on different types of UAVs. It shows three different heights assuming $\mu = -25$ dB and $\gamma_n = 3$ (4.77 dB)

IV. APPLICATION TO THE DESIGN OF A SECURE PHYSICAL LAYER SATELLITE LINK

In this section we show the practical application of the secure wiretap code construction method (3) and degradation regions (19) for the design of secure physical layer for realistic satellite channels. In order to show the application, we employ existing practical error correcting codes with hashing. A hash construction is explained in [72]. We assume the discrete binary input Gaussian output (BI-AWGN) channel in the finite-length regime. Hence, we choose LDPC codes using BPSK in current satellite communication standards. Namely, we consider the LDPC code for low SNR and BPSK from DVB-S2 [74] with $\rho_{LDPC} = 1/3$ and medium and short frame coded block size, which are $n_{med} = 32400$ and $n_{short} = 16200$ bits, respectively. Note that we restrict our error correction and the hash functions to linear operations.

As a realistic design scenario, we tackle the case where the sacrifice rate is the design constraint i.e., for a given error correcting code length n , the designer fixes a fraction of the total coding rate budget for reliability to be traded off with secrecy. Now, note that from a coding point of view it is of interest to evaluate the trade-off between the amount of information leakage given by the secrecy metric (22) and the sacrifice rate design constraint, i.e. $\rho_{sac} = x\rho_{LDPC}$, with x the fixed allocated budget to security so that $\rho_s(n, \epsilon_n^B, \delta_n^E) = (1-x)\rho_{LDPC}(n, \epsilon_n^B)$. This tradeoff is illustrated in Fig. 8 where the security metric is shown for the two LDPC codes. We consider for clarity the secrecy metric (36) expressed exponentially as

$$\mathbb{E}_F S_{strong}(s|M; Z^n) \leq 2^{-nE[\rho_{sac}]}, \quad (22)$$

with

$$E[\rho_{sac}] = \min_{s \in [0,1]} \left[s\rho_{sac} + \frac{\log(s)}{n} - E_{0,max}(s|W_{Z|X}) \log_2(e) \right]. \quad (23)$$

For example, when $x\rho_{\text{LDPC}} = 0.18$, the information leakage is lower than 10^{-5} for both the medium and the short frames. Higher fraction x will provide higher protection.

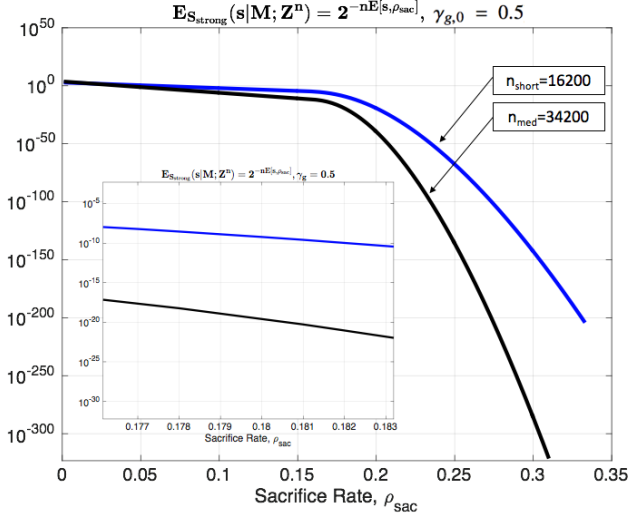


Fig. 8. Secrecy metric as a function of the sacrifice rate (zoom in at $\rho_{\text{sac}} = 0.18$). The evaluation is for $\gamma_{g,0} = 0.5$.

However, note that such tradeoff assumes a fixed (polar) angle coordinate in space for Eve for the evaluation of $E_{0,\max}(s|W_{Z|X})$ (which corresponds to some degradation for the regularized parameter $\gamma_{g,0}$, in Fig. 8 such degradation is $\gamma_{g,0} = 0.5$). In other words, this tradeoff assumes that the designer of the secure communication system has channel side information (CSI) and system side information (SSI) of the eavesdropper. Hence, this view is not useful from a practical design point of view since the secure system design needs to provide security guarantees in all space between Eve and Bob. Hence, it is meaningful to evaluate how the information leakage occurs in the spatial regions of the channel degradation for a given choice of sacrifice rate. This leakage is what the secure communication designer needs to guarantee to the user of the secure system. It is however unavoidable to make assumptions about Eve's system noise receiver, parameterized by γ_n . Clearly, a reasonable design decision is to make a worst case system assumption (WSSI) on Eve's noise power. Therefore, for a given code length n , we fix a sacrifice rate, $\rho_{\text{sac}}^* = x\rho_{\text{LDPC}}$, to be assessed and write (22) as a function of the polar angle coordinate within the degraded channel region. For this, using the relation (13) for γ_g , we do the following translation from secure information theoretical notation to secure communication system notation of our secrecy metric

$$\delta_n^E(s|\theta_R) = \mathbb{E}_F S_{\text{strong}}(s|M; Z^n), \quad \theta_R \in \mathcal{R}_{\eta_B}^{RF}(\rho_E, r).$$

Observe that the notation now makes explicit the dependency of the security metric with physical system resources (through η^B and n) and spatial degradation area (through ρ_E and θ_R). Therefore we can write the exponential decay for the fixed sacrifice rate ρ_{sac}^* as,

$$\delta_n^E(s|\theta_R) \leq 2^{-nE[\theta_R]}, \quad \theta_R \in \mathcal{R}_{\eta_B}^{RF}(\rho_E, r). \quad (24)$$

with

$$E[\theta_R] = \min_{s \in [0,1]} \left[s\rho_{\text{sac}}^* + \frac{\log(s)}{n} - E_{0,\max}(s|\theta_R) \log_2(e) \right]. \quad (25)$$

For example, for the same region $\mathcal{R}_{\text{LEO}}^{RF} = \{\theta_E | \theta_E > 15^\circ\}$ and design target $\rho_{\text{sac}}^* = 0.18$, Fig. 9 shows the leakage decay in the angular coordinate for both $n_{\text{med}} = 32400$ and $n_{\text{short}} = 16200$ bits. The secrecy metric shows exponential decay in the stochastically degraded area. As expected, observe that stochastic degradation provides a conservative design since information leakage is already practically zero slightly below $\theta_E = 15^\circ$.

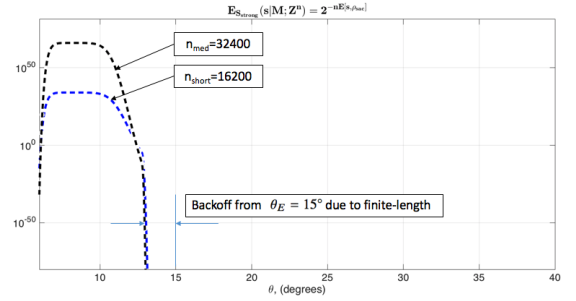


Fig. 9. Secrecy metric as a function of the polar angle coordinate within the degraded channel region $\mathcal{R}_{\text{LEO}}^{RF} = \{\theta_E | \theta_E > 15^\circ\}$ (for which $E_s = n_B = 1$ and $\gamma_n = 1$) for design target $\rho_{\text{sac}}^* = 0.18$.

Note that this is still a conservative approach to secure physical layer design since we evaluate the region of positive capacity (instead of the region of positive secrecy rate). However, it allows a good understanding of the problem of realistic design of a secure physical layer. This will allow to proceed further with more difficult scenarios.

Also note that while the above example is only for LEO orbit, it is straightforward to obtain the secrecy guarantees in all points of the *degraded space* between Bob and Eve for any possible stochastic degradation region. As an example, Fig. 10 shows the values for a range of locations in radial coordinate. It is observed that there is no secrecy guarantee outside the degraded channel region, which is visualized as values of the secrecy metric greater than one and the effect of the antenna still present.

Finally, note that mission-specific services may prioritize reliability over secrecy or vice versa. Also note that for certain mission-specific air interfaces, the finite-length regime needs to be analyzed considering both the link and the physical layer framing. This is due to the fact that some air interface may define very short link layer frames and/or significant physical layer overhead. In such cases, the air interface overhead could be comparable to the coding overhead.

V. REALISTIC SCENARIO

Finally, we discuss how we can guarantee the security in a realistic situation. We have seen that the security parameters for transmitted message are upper bounded in (36). The upper bound given in (36) depends only on the parameter $\gamma_{g,0}$ due to the relation (17). To guarantee the security level, we need to

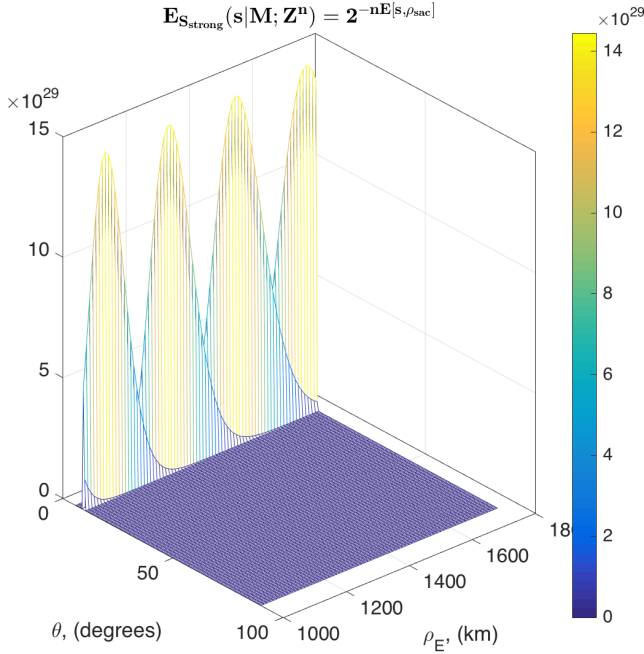


Fig. 10. Secrecy metric in a range of polar and radial coordinates within the degraded channel region \mathcal{R}^{RF} with $E_s = n_B = 1$ for design target $\rho_{\text{sac}}^* = 0.18$.

check whether the parameter $\gamma_{g,0}$ belongs to a certain region. Dependently of the values of $\gamma_{g,0}$ and the sacrifice rate ρ_{sac} , Fig. 8 guarantees the security level when $\gamma_{g,0}$ takes the value 0.5. The numerical analysis in Section III.B clarifies when the degradation condition $\gamma_{g,0} < 1$ holds dependently of θ_E with proper other parameters. Therefore, we need to check whether the device by Eve does not exist within the angle θ_E given in Table III. If this condition can be adopted, we can guarantee the security information theoretically. If we cannot deny a possibility that Eve has a stealth device, we need to use more powerful satellite communication, e.g., quantum key distribution [68] and two-way scenario [69].

However, when Eve has to eavesdrop so many satellite communications, it is quite difficult for Eve to prepare such a receiver for all of satellite communications. In this case, Eve needs to prepare many stealth devices, which require much higher cost for Eve. This is a serious difference from the computational security because one powerful computer can decode the encrypted message. Further, only a limited numbers of users can prepare such stealth device. When we consider the cost-effectiveness, our assumption is reasonable for conventional user due to the finiteness of Eve's budget.

VI. CONCLUSIONS

In this paper we have proposed the necessary models and metrics to develop a methodology for the design of a secure satellite physical layer and finite-length performance evaluation. Our proposed method makes use of existing hash codes and error correcting codes and is based on defining the fixed fraction of the overall coding rate budget for reliability

that needs to be allocated to ensure secrecy, *sacrifice rate*. We illustrate our proposed design method with numerical results using practical error correcting codes in current standards of satellite communication. Our methodology does not make use of channel side information of the eavesdropper, only assumes worst case system assumptions. It allows to identify guaranteed secrecy and also where secure communication cannot be achieved, which in the satellite case corresponds to the case where the eavesdropper is situated physically near the antenna transmitter, in which case, we have provided a discussion for other security alternatives. As further work, the method can be applied to different satellite channels and different power constraints for which average performance can be obtained in the case of considering short term stochastic fading at different frequencies. Losses due to different atmospheric phenomena can be easily incorporated to fully characterise the secrecy and communication performance and corresponding tradeoff for the given channel code under consideration.

ACKNOWLEDGMENT

The second author was supported in part by JSPS Grant-in-Aid for Scientific Research (B) No.16KT0017 and for Scientific Research (A) No.17H01280, the Okawa Research Grant and Kayamori Foundation of Informational Science Advancement.

APPENDIX A

WIRETAP CODE CONSTRUCTION

A. General construction

Now, we discuss how to make a wiretap channel code to realize the security. First, we prepare an auxiliary random variable L_n subject to the uniform distribution on another set \mathcal{L}_n . Then, we prepare an error correcting code. That is, we prepare an encoder as a map $\phi_{e,n}$ from the set $\mathcal{M}_n \times \mathcal{L}_n$ to the input alphabet \mathcal{X}^n , and a decoder as a map $\phi_{d,n}$ from the input alphabet \mathcal{X}^n to the set $\mathcal{M}_n \times \mathcal{L}_n$.

We also prepare another map f_n from $\mathcal{M}_n \times \mathcal{L}_n$ to \mathcal{M}_n satisfying the condition

$$|f_n^{-1}(m)| = |\mathcal{L}_n| \quad (26)$$

for $m \in \mathcal{M}_n$. This map is often called a hash function. The encoder of our wiretap code is given as follows. When Alice intends to send a message m , using the auxiliary random variable L_n , she generates a random variable L'_n on $f_n^{-1}(m)$ because the cardinality of $f_n^{-1}(m)$ is the same as that of \mathcal{L}_n . Then, she sends the alphabet $\phi_{e,n}(L'_n)$. The decoder is given as the map $f_n \circ \phi_{d,n}$.

When \mathcal{X} has a modular structure and the channels $W_{Y|X}$ and $W_{Z|X}$ satisfy covariant properties, the channel is called symmetric. Now, we consider the special symmetric case when $\mathcal{X} = \{0, 1\} = \mathbb{F}_2$.

Now, we employ an algebraic error correcting code for the case with $\mathcal{X} = \mathbb{F}_2$. That is, the map $\phi_{e,n}$ is given as a homomorphism from the set $\mathcal{M}_n \times \mathcal{L}_n$ to the input alphabet $\mathcal{X}^n = \mathbb{F}_2^n$, where \mathcal{M}_n and \mathcal{L}_n are given as $\mathbb{F}_2^{k_n}$ and $\mathbb{F}_2^{k'_n}$, and the map f_n from $\mathcal{M}_n \times \mathcal{L}_n$ to \mathcal{M}_n is given as an isomorphism.

Such an algebraic code is given as a pair of two sublinear spaces $C_2 \subset C_1 \subset \mathbb{F}_2^{k_n+k'_n}$, where C_1 and C_2 are isomorphic to $\mathbb{F}_2^{k_n+k'_n}$ and $\mathbb{F}_2^{k'_n}$, respectively. So, the map $\phi_{e,n}$ is given as the isomorphism from $\mathbb{F}_2^{k_n+k'_n}$ to C_1 . Using the isomorphism from the quotient space C_1/C_2 to $\mathbb{F}_2^{k_n}$, we define the map f_n from $\mathcal{M}_n \times \mathcal{L}_n$ to \mathcal{M}_n . This type of encoder is called coset encoding.

B. Randomized construction

In this section, we fix an algebraic error correcting code $(\phi_{e,n}, \phi_{d,n})$. Here, we choose integers k_n and k'_n such that $k_n + k'_n$ is the message length of the given algebraic error correcting code $(\phi_{e,n}, \phi_{d,n})$ and k_n is the message length of our secrecy transmission. So, k'_n can be regarded as the sacrifice bit-length in our protocol. Then, we consider a randomized hash function $F : \mathbb{F}_2^{k_n+k'_n} \rightarrow \mathbb{F}_2^{k_n}$ satisfying the following property:

$$\forall m \neq m' \in \mathbb{F}_2^{k_n+k'_n} \quad \mathbb{P}(F(m) = F(m')) \leq \frac{1}{2^{k_n}}. \quad (27)$$

This condition is called universal₂ [57], and will be supposed in the remaining part. A modified form of the Toeplitz matrices is also shown to be universal₂, which is given by a concatenation $(T(S), I)$ of the $k'_n \times k_n$ Toeplitz matrix $T(S)$ and the $k_n \times k_n$ identity matrix I [55], where S is the random seed to decide the Toeplitz matrix and belongs to $\mathbb{F}_2^{k_n+k'_n-1}$. The (modified) Toeplitz matrices are particularly useful in practice, because there exists an efficient multiplication algorithm using the fast Fourier transform algorithm with complexity $O(n \log n)$.

When the random seed S is fixed, the encoder for our wiretap code is given as follows. By using the auxiliary random variable $L_n \in \mathbb{F}_2^{k'_n}$, the wiretap encoder is given as $\phi_{e,n} \left(\begin{pmatrix} I & -T(S) \\ 0 & I \end{pmatrix} \begin{pmatrix} M \\ L_n \end{pmatrix} \right)$ because $(I, T(S)) \begin{pmatrix} I & -T(S) \\ 0 & I \end{pmatrix} = (I, 0)$. (Toeplitz matrix $T(S)$ can be constructed as a part of circulant matrix. For example, the reference [63, Appendix C] gives a method to give a circulant matrix.). More efficient construction for universal₂ hash function is discussed in [63].

So, the wiretap decoder is given as $Y^n \mapsto (I, T(S))\phi_{d,n}(Y^n)$. When $\phi_{d,n}$ can be efficiently performed like a LDPC code or a Polar code, That is, as long as the algebraic error correcting code $(\phi_{e,n}, \phi_{d,n})$ can be efficiently performed our code can be efficiently performed.

APPENDIX B SECURITY EXPONENT FUNCTION

Using the channel to eavesdropper described by a transition matrix $W_{Z|X}$, we define the function

$$\begin{aligned} & \psi(s|W_{Z|X}, q_X) \\ &:= \log \sum_{x,z} q_X(x) W_{Z|X}(z|x)^{1+s} \left(\sum_x q_X(x) W_{Z|X}(z|x) \right)^{-s}. \end{aligned} \quad (28)$$

This function satisfies

$$\frac{\psi(s|W_{Z|X}, q_X)}{s} \rightarrow I(X; Z) \quad (29)$$

as $s \rightarrow 0$.

Firstly, for simplicity, we consider the case when the main channel $W_{Y|X}$ is noiseless and the channel to the eaves dropper

is given as the n -fold extension of $W_{Z|X}$. In this case, the error correcting encoder $\phi_{e,n}$ is the identity map and $k_n + k'_n = n$. Then, we have the following theorem.

Theorem 1: The above given code satisfies

$$\mathbb{E}_F S_{\text{strong}}(M; Z^n) \leq \frac{1}{s} 2^{-sk'_n} e^{n\psi(s|W_{Z|X}, p_{X,U})} \quad (30)$$

for $s \in [0, 1]$, where $p_{X,U}$ is the uniform distribution.

This theorem can be shown as a special case of [55, (12)]. So, when

$$\frac{\psi(s|W_{Z|X}, p_{X,U})}{s} < \frac{k'_n}{n} \log 2, \quad (31)$$

the average of the leaked information $\mathbb{E}_F S_{\text{strong}}(M_n; Z^n)$ goes to zero exponentially.

Now, we proceed to the general case, i.e., the case when the main channel $W_{Y|X}$ is noisy. So, the error correcting encoder $\phi_{e,n}$ is not the identity map, and $k_n + k'_n$ is smaller than n . To discuss the general case, we introduce other functions

$$E_0(s|W_{Z|X}, q_X) := \log \sum_z \left(\sum_x q_X(x) W_{Z|X}(z|x)^{\frac{1}{1-s}} \right)^{1-s} \quad (32)$$

$$E_{0,\max}(s|W_{Z|X}) := \max_{q_X} E_0(s|W_{Z|X}, q_X). \quad (33)$$

This function satisfies

$$\frac{E_0(s|W_{Z|X}, q_X)}{s} \rightarrow I(X; Z) \quad (34)$$

as $s \rightarrow 0$. Further, we have the following theorem [56, Theorem 7].

Theorem 2: The above given code satisfies

$$\mathbb{E}_F S_{\text{strong}}(M; Z^n) \leq \frac{1}{s} 2^{-sk'_n} e^{nE_{0,\max}(s|W_{Z|X})}. \quad (35)$$

for $s \in [0, 1]$.

Additionally, when $W_{Z|X}$ is symmetric, the convexity of the map $q_X \mapsto e^{E_0(s|W_{Z|X}, q_X)}$ [55, Lemma 1] and the symmetry yield the following theorem.

Theorem 3: When $W_{Z|X}$ is symmetric, $E_{0,\max}(s|W_{Z|X})$ equals $E_0(s|W_{Z|X}, p_{X,U})$. That is, the maximum is achieved by the uniform distribution $p_{X,U}$ for X .

Hence, we have [55, (21)].

$$\mathbb{E}_F S_{\text{strong}}(M; Z^n) \leq \frac{1}{s} 2^{-sk'_n} e^{nE_0(s|W_{Z|X}, p_{X,U})}. \quad (36)$$

for $s \in [0, 1]$.

So, when $\frac{E_{0,\max}(s|W_{Z|X})}{s}$ is smaller than $(\frac{k'_n}{n}) \log 2$, the average of the leaked information $\mathbb{E}_F S_{\text{strong}}(M; Z^n)$ goes to zero exponentially. Since this method can be applied to any algebraic error correcting code, our method can be applied to the case when the code $(\phi_{e,n}, \phi_{d,n})$ is a LDPC code or a Polar code. So, our method provides an efficient wiretap code based on LDPC codes and Polar codes, which attains the wiretap capacity for symmetric channel because the maximum in (33) is attained when q_X is the uniform distribution.

Further, even when the auxiliary random number L_n is not uniform, a similar evaluation is available by slightly different coding given in [58, Section XI]. Then, the above security

evaluation holds with the replacement of $2^{-sk'_n}$ by $e^{sH_{1+s}(L_n)}$, where $H_{1+s}(X)$ is the Rényi entropy defined as

$$H_{1+s}(X) := -\frac{1}{s} \log \sum_x P_X(x)^{1+s}. \quad (37)$$

These evaluations still hold even when the output system of $W_{Z|X}$ is continuous, e.g., the AWGN channel [58, Appendix D]. In particular, the AWGN channel with binary input can be regarded as a symmetric channel.

APPENDIX C

SECURITY CAPACITY OF RF GAUSSIAN CHANNEL

In this section, using a certain regularized parameter $\gamma_{g,0}$ defined in (16) of the main body, we derive the secrecy capacity with the BPSK scheme when Bob's and Eve's observed signals are given as

$$\begin{aligned} Y &= X + \sqrt{n_B} X_1; \\ Z &= \gamma_{g,0} X + \sqrt{n_B} X_2; \end{aligned} \quad (38)$$

with X_1 and X_2 , zero-mean circular complex Gaussian random variables with unit variance, n_B is the noise power level at Bob's receiver. The independent Eve's and Bob's channels are discrete input and continuous AWGN output channels. The input random variable X takes 2^m -PSK modulation values as $\mathcal{X} := \left\{ \exp \left[j \frac{2\pi(i-1)}{2^m} \right], i = 1, \dots, 2^m \right\}$.

The mutual information for Bob's channel is

$$I(X; Y) = \int_{-\infty}^{\infty} \sum_{x \in \mathcal{X}} W_{Y|X}(y|x) q_X(x) \log_2 \frac{W_{Y|X}(y|x)}{W_Y(y)} dy$$

where

$$W_Y(y) := \sum_x W_{Y|X}(y|x) q_X(x).$$

The mutual information for Eve's channel is

$$I(X; Z) = \int_{-\infty}^{\infty} \sum_{x \in \mathcal{X}} W_{Z|X}(z|x) q_X(x) \log_2 \frac{W_{Z|X}(z|x)}{W_Z(z)} dz$$

where

$$W_Z(z) := \sum_x W_{Z|X}(z|x) q_X(x).$$

Since the channels $W_{Z|X}$ and $W_{Y|X}$ are Gaussian channels and their difference is only the power of their noise, secure communication is possible if and only if the channel $W_{Z|X}$ is given as a degraded channel of $W_{Y|X}$, i.e., there exists a channel $W_{Z|Y}$ such that

$$W_{Z|X}(z|x) = \int_{-\infty}^{\infty} W_{Z|Y}(z|y) W_{Y|X}(y|x) dy. \quad (39)$$

This condition is equivalent to the the following **spatial stochastic degradation condition** for the constant coefficient $\gamma_{g,0}$;

$$\gamma_{g,0} < 1, \quad (40)$$

which is addressed in Section III-B of the main body.

Using this property, we can simplify the capacity formula

$$C_s = \max_{P_{VX}} (I(V; Y) - I(V; Z))_+. \quad (41)$$

In the formula (41), we have the Markov chain $V - X - Y - Z$, which implies that

$$\begin{aligned} I(V; Y) - I(V; Z) &= I(V; YZ) - I(V; Z) \\ &= I(V; Y|Z) \leq I(X; Y|Z) = I(X; Y) - I(X; Z). \end{aligned} \quad (42)$$

Here, the conditional mutual information $I(X; Y|Z)$ is given as

$$\begin{aligned} I(X; Y|Z) &= \int_{-\infty}^{\infty} \sum_{x \in \mathcal{X}} W_{Z|Y}(z|y) W_{Y|X}(y|x) q_X(x) \\ &\quad \cdot \log_2 \frac{W_{Y|ZX}(y|z, x)}{W_{Y|Z}(y|z)} dz dy, \end{aligned}$$

where

$$\begin{aligned} W_{Y|ZX}(y|z, x) &:= W_{Z|Y}(z|y) W_{Y|X}(y|x) / W_{Z|X}(z|x) \\ W_{Y|Z}(y|z) &:= W_{Z|Y}(z|y) W_Y(y) / W_Z(z). \end{aligned}$$

Hence, the capacity given in (41) is simplified as

$$C_s = \max_{q_X} (I(X; Y) - I(X; Z))_+ = \max_{q_X} (I(X; Y|Z))_+. \quad (43)$$

To express the dependence with respect to q_X , we denote the conditional mutual information by $I(X; Y|Z)_{q_X}$. Notice that the mutual information $I(X; Y|Z)_{q_X}$ is concave for q_X . Let g be the rotation in \mathcal{X} by the multiplication of $\exp \left[j \frac{2\pi}{2^m} \right]$. For a distribution q_X , we define the distribution $g(q_X)$ as $g(q_X)(x) := q_X(g(x))$. Since $I(X; Y|Z)_{g(q_X)} = I(X; Y|Z)_{q_X}$, the mutual information $I(X; Y|Z)_{q_X}$ is upper bounded by the mutual information $I(X; Y|Z)_{p_{X,U}}$ with the uniform distribution $p_{X,U}$ as

$$\begin{aligned} I(X; Y|Z)_{q_X} &= \sum_{i=0}^{2^m-1} 2^{-m} I(X; Y|Z)_{g^i(q_X)} \\ &\leq I(X; Y|Z)_{\sum_{i=0}^{2^m-1} 2^{-m} g^i(q_X)} = I(X; Y|Z)_{p_{X,U}}. \end{aligned} \quad (44)$$

The final equation follows from the fact that the distribution $\sum_{i=0}^{2^m-1} 2^{-m} g^i(q_X)$ is the cyclic mixture of q_X on \mathcal{X} , which equals the uniform distribution $p_{X,U}$ on \mathcal{X} . In this case, the maximization in (43) is achieved by the uniform distribution due to the symmetry. That is,

$$C_s = I(X; Y|Z)_{p_{X,U}}. \quad (45)$$

In general, the bit error probability of 2^m -PSK is difficult to obtain for an arbitrary integer m . We assume from now $m = 1$ so that X takes values in $\{-1, 1\}$, which is called BPSK modulation. Denoting as $h(X)$ the differential entropy of a random variable X , the secrecy capacity for BPSK input can

be computed as the function of $\gamma_{g,0}$ and n_B in the following way;

$$\begin{aligned}
& C_s(\gamma_{g,0}, n_B) \\
&= I(X; Y) - I(X; Z) \\
&= h(X) - h(X|Y) - h(X) + h(X|Z) \\
&= h(X|Z) - h(X|Y) \\
&= h(X) - h(Z) + h(Z|X) - [h(X) - h(Y) + h(Y|X)] \\
&= -h(Y|X) + h(Y) - [-h(Z|X) + h(Z)] \\
&= \int_{-\infty}^{\infty} \frac{1/2}{\sqrt{2\pi n_B}} u \left[e^{\frac{-(y+1)^2}{n_B}} + e^{\frac{-(y-1)^2}{n_B}} \right] dy + \frac{1}{2} \log(2\pi n_B) \\
&\quad - \int_{-\infty}^{\infty} \frac{1/2}{\sqrt{2\pi n_B}} u \left[e^{\frac{-(z+\gamma_{g,0})^2}{n_B}} + e^{\frac{-(z-\gamma_{g,0})^2}{n_B}} \right] dz - \frac{1}{2} \log(2\pi n_B) \\
&= \int_{-\infty}^{\infty} \frac{1}{\sqrt{8\pi n_B}} u \left[e^{\frac{-(y+1)^2}{n_B}} + e^{\frac{-(y-1)^2}{n_B}} \right] dy \\
&\quad - \int_{-\infty}^{\infty} \frac{1}{\sqrt{8\pi n_B}} u \left[e^{\frac{-(z+\gamma_{g,0})^2}{n_B}} + e^{\frac{-(z-\gamma_{g,0})^2}{n_B}} \right] dz. \tag{46}
\end{aligned}$$

where $u(x) := -x \log x$. Therefore, we obtain the formula (18) of the main body for the secrecy capacity.

This secrecy capacity is asymptotically achievable by the wiretap code given in Section A-B. The **infinite-length condition of reliability** holds since our proposed coding can be applied to any algebraic error correcting code. Therefore, the code $(\phi_{e,n}, \phi_{d,n})$ can be a LDPC code or a Polar code, which are capacity achieving for this symmetric channel and hence asymptotically attain the wiretap secrecy capacity because the maximum in (43) is attained when q_X is the uniform distribution. The **infinite-length condition of secrecy** also holds as explained in Section B, since condition (40) is not constrained by the underlying modulation and detection methods, i.e. when we randomly choose F , the quantity $S_{\text{strong}}(M; Z^n)$ is sufficiently small with high probability.

REFERENCES

- [1] Ref. 350.0-G-2. "The Application of CCSDS Protocols to Secure Systems", CCSDS Informational Report, January 2006.
- [2] Ref. 350.4-G-1. "CCSDS Guide for Secure System Interconnection", CCSDS Informational Report, November 2007.
- [3] Ref. 352.0-B-1. "CCSDS Cryptographic Algorithms", CCSDS Recommended Standard, November 2012.
- [4] A.I. Aguilar Sanchez, G. Moury, and H. Weiss, "The CCSDS Space Data Link Security protocol", *IEEE Military Communications Conference*, San Jose, CA, USA, 31 Oct.-3 Nov. 2010. pp. 219 – 224.
- [5] C. E. Shannon, "Communication Theory of Secrecy Systems", *Bell System Technical Journal*, vol. 28(4), page 656 – 715, 1949.
- [6] A. D. Wyner, "The wire-tap channel," *Bell System Technical Journal*, vol. 54, no. 8, pp. 1355 – 1367, 1975.
- [7] S. K. Leung-Yan-Cheong and M. E. Hellman, "The gaussian wire-tap channel," *IEEE Trans. Inf. Theory*, vol. 24, no. 4, pp. 451 – 456, 1978.
- [8] L. Ozarow and A. Wyner, "Wire-tap channel II," *AT&T Bell Laboratories Technical Journal*, vol. 63, no. 10, pp. 2135 – 2157, 1984.
- [9] I. Csiszár and J. Körner, "Broadcast channels with confidential messages," *IEEE Trans. on Inf. Theory*, vol. 24, no. 3, pp. 339–348, 1978.
- [10] U. Maurer, "Secret key agreement by public discussion from common information," *IEEE Trans. Inf. Theory*, vol. 39, no. 3, pp. 733–742, 1993.
- [11] H. Koorapaty, A. A. Hassan, and S. Chennakeshu, "Secure information transmission for mobile radio", *IEEE Commun. Lett.*, vol. 4, no. 2, pp. 52 – 55, Feb. 2000.
- [12] A. O. Hero, "Secure space-time communication", *IEEE Trans. on Inf. Theory*, vol. 49, no. 12, pp. 3235 – 3249, Dec. 2003.
- [13] X. Li, J. Hwu and E. P. Ratazzi, "A randomized space-time transmission scheme for secret-key agreement", *39th Annual Conf. on Information Sciences and Systems*, The Johns Hopkins University, 16–18 March, 2005.
- [14] P. Parada and R. Blahut, "Secrecy capacity of simo and slow fading channels", *Proc. IEEE Int. Symposium Information Theory*, Adelaide, SA, Australia, 4–9, Sept, 2005, pp. 2152 – 2155.
- [15] T. Liu and S. Shamai, "A note on the secrecy capacity of the multi-antenna wiretap channel", *IEEE Trans. on Inf. Theory*, vol. 55, no. 6, pp. 2547 – 2553, June 2009.
- [16] A. Khisti and G. W. Wornell, "Secure transmission with multiple antennas-I: the MISOME wiretap channel", *IEEE Trans. on Inf. Theory*, vol. 56, no. 7, pp. 3088 – 3104, July 2010.
- [17] A. Khisti and G. W. Wornell, "Secure transmission with multiple antennas-I: the MISOME wiretap channel", *IEEE Trans. on Inf. Theory*, vol. 56, no. 11, pp. 5515 – 5532, Nov. 2010.
- [18] F. Oggier and B. Hassibi, "A Perspective on the MIMO Wiretap Channel", *Proceedings of the IEEE*, vol. 103, no. 10, pp. 1874 – 1882, Oct. 2015.
- [19] J. Barros and M. R. D. Rodrigues, "Secrecy capacity of wireless channels", *Proc. IEEE Int. Symposium Information Theory*, Seattle, WA, USA, 9–14, July, 2006, pp. 356 – 360.
- [20] Y. Liang and V. H. Poor, "Secure communication over fading channels", *IEEE Trans. on Inf. Theory*, vol. 54, no. 6, pp. 2470 – 2492, June. 2008.
- [21] Z. Li, R. Yates, and W. Trappe, "Secrecy capacity of independent parallel channels", In: Liu R., Trappe W. (eds) *Securing Wireless Communications at the Physical Layer*. Springer, Boston, MA, 2009, pp 1–18.
- [22] P. K. Gopala, L. Lai, and H. E. Gamal, "On the secrecy capacity of fading channels", *IEEE Trans. on Inf. Theory*, vol. 54, no. 10, pp. 4687 – 4698, Oct. 2008.
- [23] M. Bloch, J. Barros, M. R. D. Rodrigues and W. McLaughlin, "Wireless Information-Theoretic Security", *IEEE Trans. on Inf. Theory*, vol. 54, no. 10, pp. 4687 – 4698, Oct. 2008.
- [24] S. Goel and R. Negi, "Guaranteeing secrecy using artificial noise", *IEEE Trans. on Wireless. Communications*, vol. 7, no. 6, pp. 2180 – 2189, June 2008.
- [25] Y. Liang, H. V. Poor, and S. S. (Shitz), *Information-Theoretic Security*, ser. Foundations and Trends in Communications and Information Theory. Delft, Netherlands: Now Publishers, vol. 5, no. 1–5, 2009.
- [26] M. Bloch and J. Barros, *Physical Layer Security : From Information Theory to Security Engineering*. Cambridge University Press, 2011.
- [27] M. Bloch, M. Hayashi and A. Thangaraj, "Error-control coding for physical-layer secrecy", *Proceedings of the IEEE*, vol. 103, no. 10, pp. 1725 – 1746, Oct. 2015.
- [28] J.-C. Belfiore and F. Oggier, "Lattice code design for the Rayleigh fading wiretap channel", *Proc. of the IEEE Int. Conf. on Communications*, Kyoto, Japan, 5–9 June 2011.
- [29] J.-C. Belfiore and F. Oggier, "An error probability approach to MIMO wiretap channels", *IEEE Trans. on Communications*, vol. 61, no. 8, pp. 3396 – 3403, 2013.
- [30] C. Ling, L. Luzzi, J.-C. Belfiore, and D. Stehle, "Semantically Secure Lattice Codes for the Gaussian Wiretap Channel", *IEEE Trans. on Inf. Theory*, vol. 60, no. 10, pp. 6399 – 6416, Oct. 2014.
- [31] F. Oggier, Patrick Solé, and J.-C. Belfiore, "Lattice Codes for the Wiretap Gaussian Channel: Construction and Analysis", *IEEE Trans. on Inf. Theory*, vol. 62, no. 10, pp. 5690–5708, Oct. 2015.
- [32] P. H. Wu, "On Sensitivity Analysis of Low Probability of Intercept (LPI) Capability" *Proc. of the IEEE Military Communications Conference*, Atlantic City, NJ, USA, 17–20 Oct. 2005, pp. 2889 – 2895, Vol. 5.
- [33] P. H. Wu, "Optimal Interceptor for Frequency-Hopped DPSK Waveform" *Proc. of the IEEE Military Communications Conference*, Atlantic City, NJ, USA, 17–20 Oct. 2005, pp. 2896 – 2902, Vol. 5.
- [34] C. H. Liao, M. K. Tsay, and A. S. Lee, "Secure Communication System through Concurrent AJ and LPD Evaluation" *Wireless Personal Communications*, vol. 49, no. 1, pp. 35 – 54, Feb. 2009.
- [35] M. Baldi, N. Maturo, E. Paolini, and F. Chiaraluce, "On the use of ordered statistics decoders for low-density parity-check codes in space telecommand links", *EURASIP Journal on Wireless Communications and Networking*, Nov. 2016.
- [36] J. Lei, Z. Han, M. A. Vazquez-Castro, and A. Hjørungnes, "Joint Power Control and Beamforming for Multibeam Satellite Systems with Individual Secrecy Rate Constraints," *IEEE Transactions on Information Forensics and Security*, vol. 6, no. 3, pp. 661 – 671, 2011.
- [37] A. Kalantari, S. Maleki, G. Zheng, S. Chatzinotas, and B. Ottersten, "Joint power control in wiretap interference channels," *IEEE Trans. Wireless Commun.*, vol. 14, no. 7, pp. 3810 – 3823, 2015.

- [38] A. Kalantari, G. Zheng, Z. Han, and B. Ottersten, "Secrecy Analysis on Network Coding in Bidirectional Multibeam Satellite Communications," *IEEE Trans. on Info. Forensics and Security*, vol. 10, no. 9, pp. 1862 – 1874, 2015.
- [39] E. Tollefson, B. R. Jordan Jr., and J. D. Gaedert, "Out-phased array linearized signaling (OPALS): a practical approach to physical layer encryption" *Proc. of the IEEE Military Communications Conference*, Tampa, FL, USA, 26–28 Oct. 2015, pp. 294 – 299.
- [40] R. J. Cesarone, D. S. Abraham, S. Shambayati, and J. Rush, "Deep-space optical communications: Visions, trends, and prospects", *IEEE Int. Conf. on Space Optical Systems and Applications*, 2011.
- [41] R. Lange, F. Heine, M. Motzigemba, M. Lutzer, and R. Meyer "Roadmap to wide band optical GEO relay networks", *Proc. of the IEEE Military Communications Conference*, Orlando, FL, USA, 29 Oct.-1 Nov. 2012.
- [42] E. Samian et Al, "First free space optical communication in Europe between SOTA and MeO optical ground station", *IEEE Int. Conf. on Space Optical Systems and Applications*, New Orleans, LA, USA, 26–28 Oct. 2015.
- [43] T. Xie, S. G. Wilson, and M. Brandt-Pearce, "LDPC code design for OOK modulated Poisson optical channels", *IEEE Conf. Information Sciences and Systems (CISS)*, Baltimore, MD, USA, 20-22 March 2013.
- [44] N. Wang, X. Song, J. Cheng, and V. C. M. Leung, "Enhancing the security of free-space optical communications with secret sharing and key agreement", *Journal of Optical Communications and Networking*, vol. 6, no. 12, pp. 1072-1081, Dec. 2014.
- [45] F. J. Lopez-Martinez, G. Gomez, and J. M. Garrido-Balsells, "Physical-layer security in free-space optical communications", *IEEE Photonics Journal*, vol. 7, no. 2, pp. 1 – 14, Apr. 2014.
- [46] H. Endo, T. S. Han, T. Aoki, and M. Sasaki, "Numerical Study on Secrecy Capacity and Code Length Dependence of the Performances in Optical Wiretap Channels", *IEEE Photonics Journal*, vol. 7, no. 5, Oct. 2015.
- [47] T. S. Han, H. Endo, and M. Sasaki, "Reliability and secrecy functions of the wiretap channel under cost constraint", *IEEE Trans. Inf. Theory*, vol. 60, no. 11, pp. 6819 – 6843, Nov. 2014.
- [48] U. Maurer, "The strong secret key rate of discrete random triples," in *Communications and Cryptography: Two Sides of One Tapestry*. Norwell, MA, USA: Kluwer, pp. 271–285, 1994.
- [49] M. Bellare, S. Tessaro, and A. Vardy, "Semantic security for the wiretap channel," in *Advances in Cryptology, CRYPTO 2012*, Lecture Notes in Computer Science, R. Safavi-Naini and R. Canetti, Eds., vol. 7417. Springer Berlin Heidelberg, pp. 294–311, hard-copy, 2012.
- [50] —, "A cryptographic treatment of the wiretap channel," arXiv:1201.2205 (2012).
- [51] S. Goldwasser and S. Micali, "Probabilistic encryption," *Journal of Computer and System Sciences*, vol. 28, no. 2, pp. 270 – 299, 1984.
- [52] M. Hayashi, "General non-asymptotic and asymptotic formulas in channel resolvability and identification capacity and its application to wiretap channel," *IEEE Trans. Inform. Theory*, vol. 52, no. 4, pp. 1562 – 1575, 2006.
- [53] D. Klinc, J. Ha, S. W. McLaughlin, J. Barros, and B.-J. Kwak, "LDPC codes for the gaussian wiretap channel," *IEEE Transactions on Information Forensics and Security*, vol. 6, no. 3, pp. 532 – 540, 2011.
- [54] M. Baldi, M. Bianchi, and F. Chiaraluce, "Coding with scrambling, concatenation, and HARQ for the AWGN wire-tap channel: A security gap analysis," *IEEE Transactions on Information Forensics and Security*, vol. 7, no. 3, pp. 883 – 894, 2012.
- [55] M. Hayashi, "Exponential decreasing rate of leaked information in universal random privacy amplification," *IEEE Trans. Inf. Theory*, vol. 57, no. 6, pp. 3989 – 4001, 2011.
- [56] M. Hayashi and R. Matsumoto, "Construction of wiretap codes from ordinary channel codes," *Proc. IEEE Int. Symposium Information Theory*, Austin, TX, USA, 13-18 June 2010, pp. 2538–2542.
- [57] M. N. Wegman and J. Carter, "New hash functions and their use in authentication and set equality," *Journal of Computer Sciences and Systems*, vol. 22, pp. 265 – 279, 1981.
- [58] M. Hayashi and R. Matsumoto, "Secure multiplex coding with dependent and non-uniform multiple messages," *IEEE Trans. Inf. Theory*, vol. 62, no. 5, pp. 2355 – 2409, 2016.
- [59] H. Mahdaviifar and A. Vardy "Achieving the Secrecy Capacity of Wiretap Channels Using Polar Codes," *IEEE Trans. Inform. Theory*, vol. 57, no. 10, pp. 6428 – 6443, 2011.
- [60] A. Thangaraj, S. Dihidar, A. R. Calderbank, S. W. McLaughlin, and J.-M. Merolla, "Applications of LDPC codes to the wiretap channels," *IEEE Trans. Inf. Theory*, vol. 53, no. 8, pp. 2933 – 2945, 2007.
- [61] R. A. Chou, M. Bloch, and J. Kliewer, "Empirical and Strong Coordination via Soft Covering with Polar Codes," arXiv: 1608.08474 (2016).
- [62] A. Subramanian, A. Thangaraj, M. Bloch, and S. W. McLaughlin, "Strong Secrecy on the Binary Erasure Wiretap Channel Using Large-Girth LDPC Codes," *IEEE Transactions on Information Forensics and Security*, vol. 6, no. 3, pp. 585 – 594, 2011.
- [63] M. Hayashi and T. Tsurumaru, "More Efficient Privacy Amplification with Less Random Seeds via Dual Universal Hash Function," *IEEE Trans. Inf. Theory*, vol. 62, no. 4, pp. 2213 – 2232, 2016.
- [64] R. G. Gallager, *Information Theory and Reliable Communication*. John Wiley & Sons, 1968.
- [65] A. D. Wyner, "Capacity and error exponent for the direct detection photon channel-Part I", *IEEE Trans. Inf. Theory*, vol. 34, no. 6, pp. 1449 – 1461, 1998.
- [66] T. M. Cover, J. A. Thomas, "Elements of information theory", John Wiley & Sons, 2nd Edition, 2006.
- [67] M. Hayashi, "Upper bounds of eavesdropper's performances in finite-length code with the decoy method," *Physical Review A*, vol.76, 012329, 2007.
- [68] C. H. Bennett, G. Brassard, "Quantum cryptography: public key distribution and coin tossing," *Proc. IEEE International Conference on Computers, Systems and Signal Processing*, (Bangalore, India), pp. 175–179 (1984).
- [69] M. Hayashi, "Secure wireless communication under spatial and local Gaussian noise assumptions," *Proc. IEEE Int. Symposium Information Theory*, Aachen, Germany, June 2017, pp. 1698 – 1702; arXiv:1604.00635.
- [70] C. Caini, G.E. Corazza, G. Falciasacca, M. Ruggieri and F. Vatalaro, "A spectrum- and power-efficient EHF mobile satellite system to be integrated with terrestrial cellular systems", *IEEE Journal on Selected Areas*, vol.10, no 8, pp. 1315 - 1325.
- [71] Z. Qiu, X. Chu, C. Calvo-Ramirez, C. Briso, X. Yin, "Low Altitude UAV Air-to-Ground Channel Measurement and Modeling in Semiurban Environments", *Wireless Communications and Mobile Computing*, 2017.
- [72] A. Vázquez-Castro and M. Hayashi, "Information-theoretic Physical Layer Security for Satellite Channels", *Proc. IEEE Aerospace Conference*, Big Sky, March 2017..
- [73] "Low Density Parity Check Codes for Use in Near-Earth and Deep Space Applications", CCSDS Orange Book, Experimental Specification 131.1-O-2, 2007.
- [74] "Digital Video Broadcasting (DVB). Second generation framing structure, channel coding and modulation systems for broadcasting, interactive services, news gathering and other broadband satellite applications (DVB-S2)". European Standard (Telecommunications series) ETSI EN 302 307 V1.2.1 (2009-08), 2009.