

# Double-passage ground-state cooling induced by quantum interference in the hybrid optomechanical system

LINGCHAO LI,<sup>1</sup> LONGJIANG LIU,<sup>1</sup> SHUO ZHANG,<sup>2,\*</sup> JIAN-QI ZHANG,<sup>3,#</sup> MANG FENG<sup>3,†</sup>

<sup>1</sup> College of Science, Henan University of Technology, Zhengzhou 450001, China

<sup>2</sup>Zhengzhou Information Science and Technology Institute, Zhengzhou, 450004, China

<sup>3</sup>State Key Laboratory of Magnetic Resonance and Atomic and Molecular Physics, Wuhan Institute of Physics and Mathematics, Chinese Academy of Sciences, and Wuhan National Laboratory for Optoelectronics, Wuhan, 430071, China

\*zhang31415926@gmail.com; #changjianqi@gmail.com; †mangfeng@wipm.ac.cn

**Abstract:** We propose a quantum interference cooling scheme for a nano-mechanical resonator (NAMR) in a hybrid optomechanical system, where the atoms are trapped in an optomechanical cavity, coupling to an additional optical cavity. The absorption of the optomechanical resonator can be modified by quantum interference effects induced by the atom-cavity and cavity-cavity couplings independently. With the employment of the quantum interference, the desired transition for cooling is enhanced, along with the heating suppression due to the undesired transition. As a result, the NAMR vibration can be cooled down to its ground state. Particularly, with the assistance of the atoms, our scheme is experimentally feasible even for lower qualities cavities, which much reduces the experimental difficulty.

© 2022 Optical Society of America

OCIS codes: (020.3320) Laser cooling; (020.1670) Coherent optical effects; (220.4880) Optomechanics.

## References and links

1. H. T. Tan and G. X. Li, "Multicolor quadripartite entanglement from an optomechanical cavity," *Phys. Rev. A* **84**, 024301 (2011).
2. M. J. Hartmann and M. B. Plenio, "Steady state entanglement in the mechanical vibrations of two dielectric membranes," *Phys. Rev. Lett.* **101**, 200503 (2008).
3. V. Fiore, Y. Yang, M. C. Kuzyk, R. Barbour, L. Tian, and H. Wang, "Storing Optical Information as a Mechanical Excitation in a Silica Optomechanical Resonator," *Phys. Rev. Lett.* **107**, 133601 (2011).
4. Y.-D. Wang and A. A. Clerk, "Using Interference for High Fidelity Quantum State Transfer in Optomechanics," *Phys. Rev. Lett.* **108**, 153603 (2012).
5. C. Dong, V. Fiore, M. C. Kuzyk, and H. Wang, "Optomechanical Dark Mode," *Science* **338**, 1609–1613 (2012).
6. M. Schmidt, M. Ludwig, and F. Marquardt, "Optomechanical creation of magnetic fields for photons on a lattice," *New. J. Phys.* **14**, 125005 (2012).
7. H.-K. Li, X.-X. Ren, Y.-C. Liu, and Y.-F. Xiao, "Photon-photon interactions in a largely detuned optomechanical cavity," *Phys. Rev. A* **88**, 053850 (2013).
8. M. D. LaHaye, O. Buu, B. Camarota, and K. C. Schwab, "Approaching the quantum limit of a nanomechanical resonator," *Science* **304**, 74–77 (2004).
9. A. G. Krause, M. Winger, T. D. Blasius, Q. Lin, and O. Painter, "A high-resolution microchip optomechanical accelerometer," *Nat. Photon.* **6**, 768–772 (2012).
10. L. F. Buchmann, H. Jing, C. Raman, and P. Meystre, "Optical control of a quantum rotor," *Phys. Rev. A* **87**, 031601(R) (2013).
11. T. P. Purdy, R. W. Peterson, and C. A. Regal, "Observation of Radiation Pressure Shot Noise on a Macroscopic Object," *Science* **339**, 801–804 (2013).
12. A. Schliesser, O. Arcizet, R. Riviere, G. Anetsberger, and T. J. Kippenberg, "Resolved-sideband cooling and position measurement of a micromechanical oscillator close to the Heisenberg uncertainty limit," *Nat. Phys.* **5**, 509 (2009).
13. T. J. Kippenberg and K. J. Valaha, "Cavity optomechanics: Back-action at the mesoscale," *Science* **321**, 1172–1176 (2008); I. Favero and K. Karrai, "Optomechanics of deformable optical cavities," *Nature Pho-*

- ton. **3**, 201–205 (2009); M. Aspelmeyer et al., “Quantum optomechanics throwing a glance,” *J. Opt. Soc. Am. B* **27**, A189–A197 (2010).
14. F. Marquardt and S. Girvin, “Optomechanics,” *Physics* **2**, 40 (2009).
  15. I. Wilson-Rae, N. Nooshi, W. Zwerger, and T. J. Kippenberg, “Theory of Ground State Cooling of a Mechanical Oscillator Using Dynamical Backaction,” *Phys. Rev. Lett.* **99**, 093901 (2007).
  16. F. Marquardt, J. P. Chen, A. A. Clerk, and S. M. Girvin, “Quantum Theory of Cavity-Assisted Sideband Cooling of Mechanical Motion,” *Phys. Rev. Lett.* **99**, 093902 (2007).
  17. C. Genes, D. Vitali, P. Tombesi, S. Gigan, and M. Aspelmeyer, “Ground-state cooling of a micromechanical oscillator: Comparing cold damping and cavity-assisted cooling schemes,” *Phys. Rev. A* **77**, 033804 (2008).
  18. R. Rivière, S. Deléglise, S. Weis, E. Gavartin, O. Arcizet, A. Schliesser, and T. J. Kippenberg, “Optomechanical sideband cooling of a micromechanical oscillator close to the quantum ground state,” *Phys. Rev. A* **83**, 063835 (2011).
  19. M. Li, W. H. P. Pernice, and H. X. Tang, “Reactive Cavity Optical Force on Microdisk-Coupled Nanomechanical Beam Waveguides,” *Phys. Rev. Lett.* **103**, 223901 (2009).
  20. F. Elste, S. M. Girvin, and A. A. Clerk, “Quantum Noise Interference and Backaction Cooling in Cavity Nanomechanics,” *Phys. Rev. Lett.* **102**, 207209 (2009).
  21. A. Xuereb, R. Schnabel, and K. Hammerer, “Dissipative Optomechanics in a Michelson-Sagnac Interferometer,” *Phys. Rev. Lett.* **107**, 213604 (2011).
  22. T. Weiss and A. Nunnenkamp, “Quantum limit of laser cooling in dispersively and dissipatively coupled optomechanical systems,” *Phys. Rev. A* **88**, 023850 (2013).
  23. M.-Y. Yan, H.-K. Li, Y.-C. Liu, W.-L. Jin, and Y.-F. Xiao, “Dissipative optomechanical coupling between a single-wall carbon nanotube and a high-Q microcavity,” *Phys. Rev. A* **88**, 023802 (2013).
  24. Y. Li, L.-A. Wu, and Z. D. Wang, “Fast ground-state cooling of mechanical resonators with time-dependent optical cavities,” *Phys. Rev. A* **83**, 043804 (2011).
  25. Q. Lin, J. Rosenberg, D. Chang, R. Camacho, M. Eichenfield, K. J. Vahala, and O. Painter, “Coherent mixing of mechanical excitations in nano-optomechanical structures,” *Nat. Photon.* **4**, 236–242 (2010).
  26. S. Weis, R. Rivière, S. Deléglise, E. Gavartin, O. Arcizet, A. Schliesser, and T. J. Kippenberg, “Optomechanically induced transparency,” *Science* **330**, 1520–1523 (2010).
  27. A. H. Safavi-Naeini, T. P. M. Alegre, J. Chan, M. Eichenfield, M. Winger, Q. Lin, J. T. Hill, D. E. Chang, and O. Painter, “Electromagnetically induced transparency and slow light with optomechanics,” *Nature (London)* **472**, 69–73 (2011).
  28. G. S. Agarwal and S. Huang, “Electromagnetically induced transparency in mechanical effects of light,” *Phys. Rev. A* **81**, 041803(R) (2010).
  29. W. J. Gu and G. X. Li, “Quantum interference effects on ground-state optomechanical cooling,” *Phys. Rev. A* **87**, 025804 (2013).
  30. M. Aspelmeyer, T. J. Kippenberg, and F. Marquardt, “Cavity optomechanics,” *Rev. Mod. Phys.* **86**, 1391 (2014).
  31. A. C. Pflanzer, O. Romero-Isart, and J. Ignacio Cirac, “Optomechanics assisted by a qubit: From dissipative state preparation to many-partite systems,” *Phys. Rev. A* **88**, 033804 (2013).
  32. H. Ian, Z. R. Gong, Y. X. Liu, C. P. Sun, and F. Nori, “Cavity optomechanical coupling assisted by an atomic gas,” *Phys. Rev. A* **78**, 013824 (2008).
  33. C. Genes, H. Ritsch, M. Drewsen, and A. Dantan, “Atom-membrane cooling and entanglement using cavity electromagnetically induced transparency,” *Phys. Rev. A* **84**, 051801(R) (2011).
  34. L. C. Li, X. M. Hu, S. Rao, and J. Xu, “Atom-mirror entanglement via cavity dissipation,” *Phys. Rev. A* **91**, 052320 (2015).
  35. H. T. Tan, and L. H. Sun, “Hybrid Einstein-Podolsky-Rosen steering in an atom-optomechanical system,” *Phys. Rev. A* **92**, 063812 (2015).
  36. S. Zhang, J.-Q. Zhang, J. Zhang, C.-W. Wu, W. Wu, and P.-X. Chen, “Ground state cooling of an optomechanical resonator assisted by a  $\Lambda$ -type atom,” *Opt. Express* **22**, 028118 (2013).
  37. B. Vogell, K. Stannigel, P. Zoller, K. Hammerer, M. T. Rakher, M. Korppi, A. Jöckel, and P. Treutlein, “Cavity-enhanced long-distance coupling of an atomic ensemble to a micromechanical membrane,” *Phys. Rev. A* **87**, 023816 (2013).
  38. X. F. Shi, F. Bariani, and T. A. B. Kennedy, “Entanglement of neutral-atom chains by spin-exchange Rydberg interaction,” *Phys. Rev. A* **90**, 062327 (2014).
  39. Y. J. Guo, K. Li, W. J. Nie, and Y. Li, “Electromagnetically-induced-transparency-like ground-state cooling in a double-cavity optomechanical system,” *Phys. Rev. A* **90**, 053841 (2014).
  40. Y.-C. Liu, Y.-F. Xiao, X. S. Luan, Q. H. Gong, and C. W. Wong, “Coupled cavities for motional ground-state cooling and strong optomechanical coupling,” *Phys. Rev. A* **91**, 033818 (2015).
  41. C. Genes, H. Ritsch, and D. Vitali, “Micromechanical oscillator ground-state cooling via resonant intracavity optical gain or absorption,” *Phys. Rev. A* **80**, 061803(R) (2009).
  42. F. Bariani, S. Singh, L. F. Buchmann, M. Vengalattore, and P. Meystre, “Hybrid optomechanical cooling by atomic  $\Lambda$  systems,” *Phys. Rev. A* **90**, 033838 (2014).

43. L. Zhou, Y. Han, J. T. Jing, and W. P. Zhang, "Entanglement of nanomechanical oscillators and two-mode fields induced by atomic coherence," *Phys. Rev. A* **83**, 052117 (2011).
  44. A. A. Clerk, M. H. Devoret, S. M. Girvin, F. Marquardt, and R. J. Schoelkopf, "Introduction to quantum noise, measurement, and amplification," *Rev. Mod. Phys.* **82**, 1155 (2010).
  45. Y. Li, Z. D. Wang, and C. P. Sun, "Optically-driven cooling for collective atomic excitations," *Eur. Phys. J. D* **61**, 215 (2011); Y. Turek, Y. Li, and C. P. Sun, "Electromagnetically-induced-transparency-like phenomenon with two atomic ensembles in a cavity," *Phys. Rev. A* **88**, 053827 (2013).
  46. G. Anetsberger, R. Riviere, A. Schliesser, O. Arcizet, and T. J. Kippenberg, "Ultralow-dissipation optomechanical resonators on a chip," *Nat. Photon.* **2**, 627–633 (2008).
- 

## 1. Introduction

Cavity optomechanics works as an ideal platform to study the quantum properties of macroscopic mechanical systems. For this reason, it has been employed to create non-classical states [1, 2], realize quantum information processing [3–7], and achieve precision control and measurement [8–11]. Since the NAMR is very sensitive to small deformation, the precision measurement based on NAMR can approach the Heisenberg limit [12]. However, this measurement is limited by the thermal noise on NAMR. To further enhance the measurement sensibility, it is necessary to eliminate the thermal noise and cool the NAMR down to its ground state.

Until now, many different cooling schemes have been proposed to achieve the ground-state cooling of NAMR [13, 14]. One of the famous cooling methods is the sideband cooling [15–17], which works in the resolved-sideband regime with the decay rate of the cavity much less than the vibrational frequency of the NAMR, as verified experimentally [18]. However, the sideband cooling is hard to be used in most of the physical system, such as the NAMR, since the decay rates are always larger than the vibrational frequency.

As such, some efforts have been made in the nonresolved-sideband regime, which works for the decay rate larger than the vibrational frequency of the NAMR. For example, the cooling can be realized with a dissipative coupling [19–23], where the main dissipation is employed as the coupling between the cavity and the NAMR, and a fast ground-state cooling of the NAMR is available with time-dependent optical driven cavities [24]. Moreover, an essential cooling method working in the nonresolved-sideband regime is based on quantum interference [25–28], in which the quantum interference is used to modify the absorption spectrum of the NAMR in the cooling of the NAMR to the ground state. The modification of the absorption spectrum is due to destructive interference of quantum noise [20, 21]. Since there is a large decay in the cooling schemes via quantum interference, the speed of the cooling via quantum interference can be much faster than the one of the sideband cooling [29].

On the other hand, with the development of the optomechanics [30], hybrid atom-optomechanics becomes an essential branch of the optomechanics. The additional atom modifies the quantum features of the optomechanics [31, 32], and realizes atom-mechanical entanglement and quantum steering [33–35]. Moreover, it has been shown theoretically and experimentally that the mechanical ground-state cooling is available in hybrid atom-optomechanical systems [36–38], as the absorption spectrum of the NAMR can be modified by the interaction between the atoms and the optical field indirectly, which allows the NAMR to be cooled down to its vibrational ground state.

Here we propose a cooling scheme with atoms trapped in an optomechanical cavity and coupling to a single-mode optical cavity. In our system, there are two different channels for quantum interference, one of which is from the atom-cavity coupling and the other of which is from the cavity-cavity coupling. Both of them satisfy the conditions for two-photon resonance. The combination of these two quantum interference

effects can not only reduce the experimental requirement that is limited by the cavity decay rates, but also enhance the red sideband transition for cooling and suppress the blue sideband one for heating. As a result, the ground-state cooling of the NAMR can be achieved.

Compared with the previous works involving only one quantum interference effect [39–41], our scheme with the additional quantum interference effect is more efficient and can cool the NAMR down to its ground state with less mean phonon number. Moreover, different from the previous works for cooling, which is limited by the decay rates of the cavity [39, 40] and the atoms [41], our scheme can work even with larger decay rates due to the combination of two quantum interference effects. As a result, our scheme reduces the experimental difficulty and works within a broader parameter regime. In addition, the speed of the phonon dissipation can be much faster in our scheme than in the previous works [39–41], due to larger decay rates and a more thorough suppression of the transitions for heating.

The remaining part of the present paper is organized as follows. In Section 2 we describe the system model, Hamiltonian and the rate equations for cooling. The absorption spectrum of the NAMR and cooling mechanism are given in Section 3. The simulations and discussion are given in Section 4 and a conclusion is presented in the last section.

## 2. Model, Hamiltonian, and the rate equations for cooling

As shown in Fig. 1, an ensemble of  $N$  atoms are trapped in an optomechanical cavity 2 with a single atom-cavity coupling strength  $g_a$  [42]. The optomechanical cavity 2 couples to the single-mode cavity 1 with a strength  $J$ , and is also driven by an external field at a frequency  $\omega_l$  with a driven strength  $\varepsilon$ . Thus the Hamiltonian of this system can be written as ( $\hbar = 1$ )

$$H = \omega_1 a_1^\dagger a_1 + \omega_2 a_2^\dagger a_2 + \omega_m b^\dagger b + \omega_{eg} s_{ee} + i(\varepsilon a_2^\dagger e^{-i\omega_l t} - \varepsilon^* a_2 e^{i\omega_l t}) + J(a_1^\dagger a_2 + a_2^\dagger a_1) + g_a(a_2 s_{eg} + s_{ge} a_2^\dagger) - g a_2^\dagger a_2 (b + b^\dagger), \quad (1)$$

where  $a_j$  ( $a_j^\dagger$ ,  $j = 1, 2$ ) and  $b$  ( $b^\dagger$ ) are annihilation (creation) operators for cavity  $j$  and NAMR, which take the corresponding frequencies  $\omega_j$  and  $\omega_m$ , respectively; each atom owns an excited state  $|e\rangle$  and a ground state  $|g\rangle$  with a transition frequency  $\omega_{eg}$ , and  $s_{eg} = \sum_{\mu=1}^N |e^\mu\rangle\langle g^\mu|$  and  $s_{ee} = \sum_{\mu=1}^N |e^\mu\rangle\langle e^\mu|$ ;  $g$  is the single-photon radiation coupling coefficient. The first four items in Hamiltonian (1) are for the free Hamiltonians of the two cavities, the NAMR and the atoms. The fifth item shows the drive on the optomechanics. Other items describe the interactions for cavity-cavity, atom-cavity, and radiation coupling.

We define the ground (excited) state of the atomic ensemble is  $|\mathbf{g}\rangle = |g_1, g_2, \dots, g_N\rangle$  ( $|\mathbf{e}\rangle = \frac{1}{\sqrt{N}} \sum_{j=1}^N |g_1, g_2, e_j, \dots, g_N\rangle$ ). So the above Hamiltonian (1) can be rewritten as

$$H = \omega_1 a_1^\dagger a_1 + \omega_2 a_2^\dagger a_2 + \omega_m b^\dagger b + \omega_{eg} \sigma_{ee} + i(\varepsilon a_2^\dagger e^{-i\omega_l t} - \varepsilon^* a_2 e^{i\omega_l t}) + J(a_1^\dagger a_2 + a_2^\dagger a_1) + \sqrt{N} g_a (a_2 \sigma_{eg} + \sigma_{ge} a_2^\dagger) - g a_2^\dagger a_2 (b + b^\dagger), \quad (2)$$

with  $\sigma_{ee} = |\mathbf{e}\rangle\langle \mathbf{e}|$  and  $\sigma_{eg} = |\mathbf{e}\rangle\langle \mathbf{g}|$ .

In the rotating frame with frequency  $\omega_l$ , the Hamiltonian (2) changes to

$$H = \Delta_1 a_1^\dagger a_1 + \Delta_2 a_2^\dagger a_2 + \omega_m b^\dagger b + \Omega \sigma_{ee} + i(\varepsilon a_2^\dagger - \varepsilon^* a_2) + J(a_1^\dagger a_2 + a_2^\dagger a_1) + g_a (a_2 \sigma_{eg} + \sigma_{ge} a_2^\dagger) - g a_2^\dagger a_2 (b + b^\dagger), \quad (3)$$

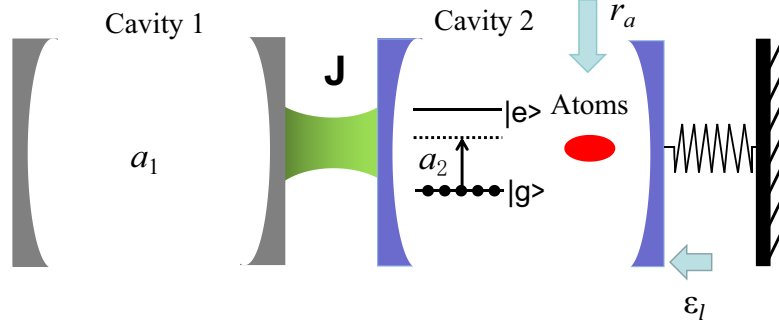


Fig. 1. Schematic of our scheme. The optical cavity 1 couples to the optomechanical cavity 2 with the strength  $J$ . Some two-level atoms, initially populated in ground states, are trapped in the optomechanical cavity with a coupling strength  $g_a$ . The optomechanical cavity is also driven by an external field  $\varepsilon_l$ . The right-hand side mirror of the optomechanical cavity can be moved through radiation pressure.

with detunings  $\Delta_{1,2} = \omega_{1,2} - \omega_l$  and  $\Omega = \omega_{eg} - \omega_l$ .

The dynamics of this system is governed by following quantum Langevin equations,

$$\begin{aligned}
 \dot{a}_1 &= -(\kappa_1 + i\Delta_1)a_1 - iJa_2 + \sqrt{2\kappa_1}a_{1,in}, \\
 \dot{a}_2 &= -(\kappa_2 + i\Delta_2)a_2 - iJa_1 - i\sqrt{N}g_a\sigma_{ge} + ig_a2(b + b^\dagger) + \varepsilon + \sqrt{2\kappa_2}a_{2,in}, \\
 \dot{b} &= -(\gamma_m + i\omega_m)b + ig_a2^\dagger a_2 + \sqrt{2\gamma_m}b_{in}, \\
 \dot{\sigma}_{ge} &= -(\gamma + i\Omega)\sigma_{ge} - i\sqrt{N}g_a a_2 + \sqrt{2\gamma}f_{in},
 \end{aligned} \tag{4}$$

where  $\kappa_j, \gamma_m$  and  $\gamma$  denote the decay rates of the cavity  $j$ , NAMR and atomic ensemble, respectively.  $O_{in}$  is the noise operator with a nonzero correlation function  $\langle O_{in}(t)O_{in}^\dagger(t') \rangle = \delta(t-t')$ , for  $O = a_{1,2}$ , and  $f_{in}$  is the quantum Brownian noise operator of the NAMR with correlation functions  $\langle b_{in}^\dagger(t)b_{in}(t') \rangle = n_m\delta(t-t')$ , and  $\langle b_{in}(t)b_{in}^\dagger(t') \rangle = (n_m + 1)\delta(t-t')$ , where the thermal phonon number  $n_m = [\exp(\omega_m/(k_B T)) - 1]^{-1}$  is dependent on an environment temperature  $T$  with  $k_B$  being the Boltzmann constant.

Suppose that the atomic ensemble is initially in its the ground state  $|g\rangle$  [43]. Thus the steady-state values of the system are

$$\begin{aligned}
 \langle a_1 \rangle &= -\frac{iJ \langle a_2 \rangle}{\kappa_1 + i\Delta_1}, \quad \langle a_2 \rangle = \frac{\varepsilon}{\kappa_2 + i\tilde{\Delta}_2 + \frac{g_a^2 N}{\gamma + i\Omega} + \frac{J^2}{\kappa_1 + i\Delta_1}}, \\
 \langle b \rangle &= \frac{ig \langle a_2 \rangle^2}{\gamma_m + i\omega_m}, \quad \langle \sigma_{ge} \rangle = \frac{ig_a N \langle a_2 \rangle}{\gamma + i\Omega},
 \end{aligned}$$

with  $\tilde{\Delta}_2 = \Delta_2 - g(\langle b \rangle + \langle b^\dagger \rangle)$ . In the case of  $g_a = 0$ , our system will be reduced to the model in Ref. [39].

With the application of the linearization approximation [14, 15], all the operators can be written as the sum of steady-state mean values and their fluctuations, e.g.,  $a_{1,2} = \langle a_{1,2} \rangle + \delta a_{1,2}$ ,  $b = \langle b \rangle + \delta b$ ,  $\sigma_{ge} = \langle \sigma_{ge} \rangle + \delta \sigma_{ge}$ . Then the above Langevin equations are

rewritten as

$$\begin{aligned}
\delta\dot{a}_1 &= -(\kappa_1 + i\Delta_1)\delta a_1 - iJ\delta a_2 + \sqrt{2\kappa_1}a_{1,in}, \\
\delta\dot{a}_2 &= -(\kappa_2 + i\tilde{\Delta}_2)\delta a_2 - iJ\delta a_1 - i\sqrt{N}g_a\delta\sigma_{ge} + iG(\delta b + \delta b^\dagger) + \sqrt{2\kappa_2}a_{2,in}, \\
\delta\dot{b} &= -(\gamma_m + i\omega_m)\delta b + iG(\delta a_2^\dagger + \delta a_2) + \sqrt{2\gamma_m}b_{in}, \\
\delta\dot{\sigma}_{ge} &= -(\gamma + i\Omega)\delta\sigma_{ge} - i\sqrt{N}g_a\delta a_2 + \sqrt{2\gamma}f_{in},
\end{aligned} \tag{5}$$

with  $G = g \langle a_2 \rangle$ .

The corresponding effective Hamiltonian for the above Langevin equations is given by

$$H_{eff} = H_{ceff} + \omega_m \delta b^\dagger \delta b - g(\delta a_2^\dagger + \delta a_2)(\delta b + \delta b^\dagger)$$

with the effective Hamiltonian for cooling

$$\begin{aligned}
H_{ceff} &= \Delta_1 \delta a_1^\dagger \delta a_1 + \tilde{\Delta}_2 \delta a_2^\dagger \delta a_2 + \Omega \delta \sigma_{ee} \\
&+ J(\delta a_1^\dagger \delta a_2 + \delta a_2^\dagger \delta a_1) + \sqrt{N}g_a(\delta a_2 \delta \sigma_{eg} + \delta \sigma_{ge} \delta a_2^\dagger).
\end{aligned} \tag{6}$$

The Langevin equations of Hamiltonian (6) for cooling are presented as

$$\begin{aligned}
\delta\dot{a}_1 &= -(\kappa_1 + i\Delta_1)\delta a_1 - iJ\delta a_2 + \sqrt{2\kappa_1}a_{1,in}, \\
\delta\dot{a}_2 &= -(\kappa_2 + i\tilde{\Delta}_2)\delta a_2 - iJ\delta a_1 - i\sqrt{N}g_a\delta\sigma_{ge} + \sqrt{2\kappa_2}a_{2,in}, \\
\delta\dot{\sigma}_{ge} &= -(\gamma + i\Omega)\delta\sigma_{ge} - i\sqrt{N}g_a\delta a_2 + \sqrt{2\gamma}f_{in}.
\end{aligned} \tag{7}$$

In the weak coupling regime, the back action of the NAMR can be ignored. With the radiation force defined as  $F = \delta a_2^\dagger + \delta a_2$ , the absorption spectrum for this force is  $S_{FF}(\omega) = \int dt e^{i\omega t} \langle F(t)F(0) \rangle$ . So the absorption spectrum  $S_{FF}(\omega)$  of the radiation force can be calculated from the quantum Langevin equations (7) as

$$S_{FF}(\omega) = \frac{1}{|H(\omega)|^2} \left( 2\kappa_2 + \frac{2J^2\kappa_1}{|\kappa_1 - i(\omega - \Delta_1)|^2} + \frac{2Ng_a^2\gamma}{|\gamma - i(\omega - \Omega)|^2} \right), \tag{8}$$

with

$$H(\omega) = \kappa_2 - i(\omega - \tilde{\Delta}_2) + \frac{J^2}{\kappa_1 - i(\omega - \Delta_1)} + \frac{Ng_a^2}{\gamma - i(\omega - \Omega)}. \tag{9}$$

The three items in Eq. (8) correspond to the correlation functions from the cavity 2, cavity 1, and atoms, respectively.

Following the method in Refs. [15, 44], the rate equation for the phonon on the NAMR is given by

$$\begin{aligned}
\dot{P}_n &= (G^2 S_{FF}(\omega_m) + \gamma_m(n_m + 1))(n + 1)P_{n+1} + (G^2 S_{FF}(-\omega_m) + \gamma_m n_m)nP_{n-1} \\
&- [G^2 S_{FF}(\omega_m)n + G^2 S_{FF}(-\omega_m)(n + 1) + \gamma_m(n_m + 1)n + \gamma_m n_m(n + 1)]P_n,
\end{aligned} \tag{10}$$

where  $P_n$  is the probability for the NAMR in the Fock state  $|n\rangle$ .

With the application of the rate equation (10), the final mean phonon number of the NAMR is

$$\begin{aligned}
n_f &= \frac{\gamma_m n_m + \gamma_c n_c}{\gamma_m + \gamma_c} \\
&\simeq \frac{\gamma_c n_c}{\gamma_m + \gamma_c} (\gamma_m n_m \ll \gamma_c n_c),
\end{aligned} \tag{11}$$

where

$$\gamma_c = G^2 [S_{FF}(\omega_m) - S_{FF}(-\omega_m)],$$

is the cooling rate,

$$n_c = \frac{S_{FF}(-\omega_m)}{S_{FF}(\omega_m) - S_{FF}(-\omega_m)},$$

is the final mean phonon number under the ideal condition.

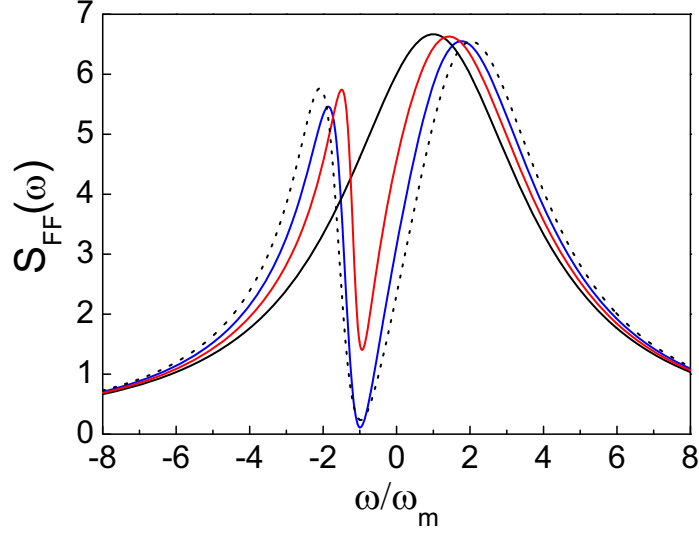


Fig. 2. Optical fluctuation spectrum  $S_{FF}(\omega)$  versus the frequency  $\omega$  for the coupling coefficients  $(J, g_a)$ , with black solid line ( $J = 0, g_a = 0$ ), red solid line ( $J = \omega_m, g_a = 0$ ), blue solid line ( $J = 0, g_a = 0.1\omega_m$ ), and black dotted line ( $J = \omega_m, g_a = 0.1\omega_m$ ). The effective detuning of the first cavity mode  $\Delta_1 = \Omega = -\omega_m$  with the decay rate  $\kappa_1 = 0.1\omega_m$ , while the second cavity mode  $\tilde{\Delta}_2 = \omega_m$  with its decay rate  $\kappa_2 = 3\omega_m$ . The number of atomic ensemble and atomic decay rate is  $N = 200$ ,  $\gamma = 0.1\omega_m$ , respectively.

### 3. absorption spectrums and cooling processes

From now on we discuss the absorption spectrum and the cooling processes in our system.

In Fig. 2, we show the absorption spectrum  $S_{FF}(\omega)$  versus the frequency  $\omega$  with different coupling strengths  $(J, g_a)$ . Since the optomechanical cavity works in the nonresolved-sideband regime, i.e., the decay rate of cavity is much larger than the frequency of the NAMR, when the optomechanical cavity 2 is decoupled from the cavity 1 and the atom ensemble ( $J = 0, g_a = 0$ ), the absorption spectrum is in a Lorentz profile with a half width  $\kappa_2$ . On the other hand, with the assistance of the good cavity and the atomic ensemble, the Lorentz profile can be modified to a Fano one for quantum interference [45], and the ground-state cooling of the NAMR can be achieved with employment of quantum interference.

Quantum interference can be followed from the eigen-energies for Hamiltonian (7)

$$\begin{aligned} E_{\pm} &= \frac{1}{2}(\Omega + \tilde{\Delta}_2 \pm \sqrt{4(J^2 + g_a^2 N) + (\Omega - \tilde{\Delta}_2)^2}) \\ E_0 &= \Omega. \end{aligned} \quad (12)$$

These three eigen-energies correspond to three inflection points in the absorption spectrum  $S_{FF}(\omega)$  [see Fig. 2].  $E_0 = \Omega$  is for a dark state, meaning no absorption at this point for the quantum destructive interference. As a result, we can set

$$\Delta_1 = -\omega_m \text{ and } \Omega = -\omega_m \quad (13)$$

to suppress the transition for heating process. Moreover, to get the ground-state cooling of the NAMR, the value  $S_{FF}(\omega = \omega_m)$  in the absorption spectrum for cooling must be

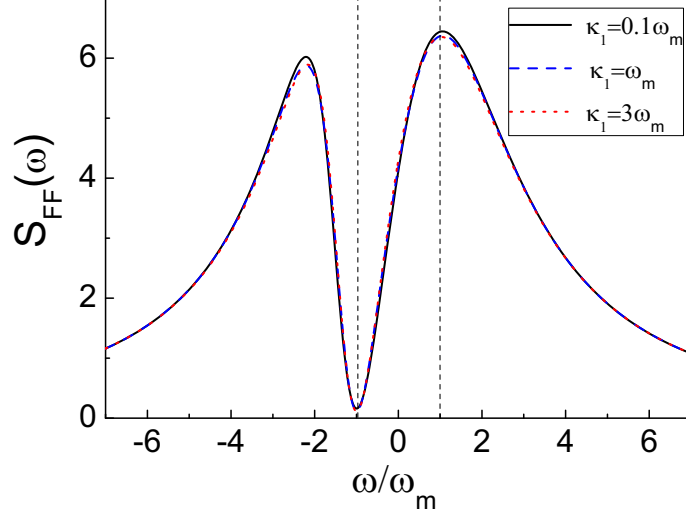


Fig. 3. Optical fluctuation spectrum  $S_{FF}(\omega)$  versus  $\omega$  for different decay rates, i.e.,  $\kappa_1 = 0.1\omega_m$  (solid line),  $\kappa_1 = \omega_m$  (dashed line) and  $\kappa_1 = 3\omega_m$  (dotted line). Other parameters are given by  $g_a = 0.1\omega_m$ ,  $N = 200$ ,  $\gamma = 0.1\omega_m$ ,  $\kappa_2 = 3\omega_m$ ,  $\tilde{\Delta}_2 = -0.1\omega_m$ ,  $\Delta_1 = -\omega_m$ .

enhanced. In other words, it is necessary to ensure  $E_- = \omega_m$ , so that the absorption spectrum  $S_{FF}(\omega = \omega_m)$  can reach its maximum value by adjusting the coupling strengths ( $J, g_a$ ) with quantum constructive interference. Then, we get the optimal condition for two coupling strengths as

$$J^2 + g_a^2 N = 2\omega_m(\omega_m - \tilde{\Delta}_2) \geq 0, \quad (14)$$

which is independent of the decay rates, since the eigen-energy has no relation with the decay rates.

Figure 3 shows the absorption spectrum  $S_{FF}(\omega)$  versus  $\omega$  for the decay rate  $\kappa_1$  of the cavity  $a_1$  with parameters of  $\tilde{\Delta}_2 = -0.1\omega_m$  and  $J = 0.45\omega_m$ . Under the optimal condition as Eq. (14), the heating process can be completely suppressed [i.e., the value of  $S_{FF}(\omega = -\omega_m)$  approaches zero], the absorption spectrum value  $S_{FF}(\omega = \omega_m)$  for the cooling process can reach its maximal value of the curve with a good cavity ( $\kappa_1 = 0.1\omega_m$ ). With the increase of the cavity decay rate  $\kappa_1$ , a ground-state cooling can still be achieved with a bad cavity ( $\kappa_1 = 3\omega_m$ ), since the absorption spectrum for the bad cavity is almost same as the one for the good cavity. It results from the fact that the heating process is suppressed by the quantum interference for the atom-cavity coupling. As such, different from the methods in Refs. [39–41], where the good cavity [39, 40] (atom [41]) is an essential condition to guarantee the minimal value  $S_{FF}(-\omega_m)$  approaching zero, our scheme, combining two quantum interference effects, works without this condition.

With the assistance of quantum interference, the cooling mechanism of the hybrid optomechanical system in our scheme can be understood from Fig. 4, where  $|n_1\rangle$ ,  $|n_2\rangle$  and  $|n_b\rangle$  are the states of the single-mode cavity 1, optomechanical cavity 2 and the NAMR, respectively. If the system is initially in the state  $|\mathbf{g}, n_1, n_2, n_b\rangle$ , under the action of the optical pump field, the photons are injected into the optomechanical cavity 2, the state  $|\mathbf{g}, n_1, n_2, n_b\rangle$  will evolve to the state  $|\mathbf{g}, n_1, n_2 + 1, n_b\rangle$ . In this situa-



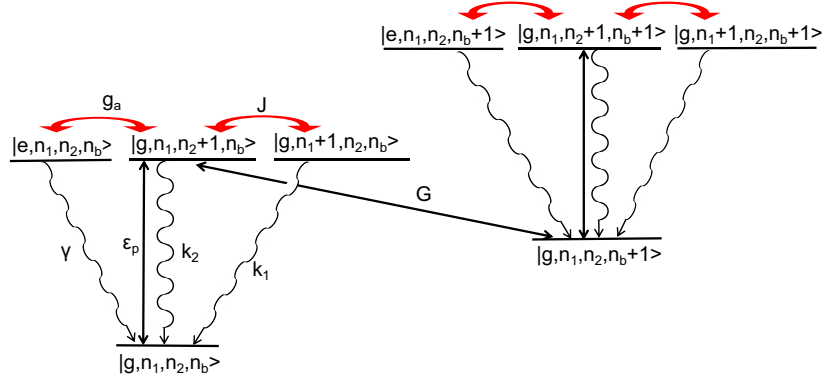
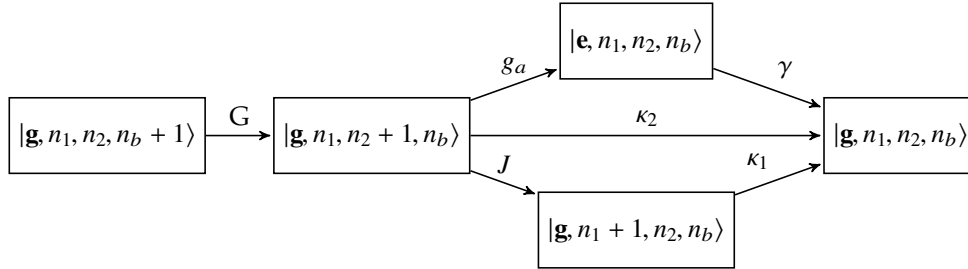


Fig. 4. Level scheme for the cooling mechanism. Here  $|n_1\rangle$ ,  $|n_2\rangle$  and  $|n_b\rangle$  denote the states of the optical and optomechanical cavity and the oscillator, respectively.  $|g\rangle$  and  $|e\rangle$  denote the atomic ground and excited states, respectively.

tion, the photons in optomechanical cavity 2 are transferred into the NAMR via the transition  $|\mathbf{g}, n_1, n_2 + 1, n_b\rangle \rightarrow |\mathbf{g}, n_1, n_2, n_b + 1\rangle$  by the radiation coupling  $G$ . This heating transition can be cancelled by two quantum destructive interference effects. One is caused by the cavity-cavity coupling interaction  $J$  via the transition from the state  $|\mathbf{g}, n_1, n_2 + 1, n_b\rangle$  to the state  $|\mathbf{g}, n_1 + 1, n_2, n_b\rangle$ , and then to  $|\mathbf{g}, n_1, n_2 + 1, n_b\rangle$  with an additional phase  $\pi$ ; the other is induced by the atom-cavity coupling  $\sqrt{N}g_a$ , which is from the state  $|\mathbf{g}, n_1, n_2 + 1, n_b\rangle$  to the state  $|\mathbf{e}, n_1, n_2, n_b\rangle$ , and then to the state  $|\mathbf{g}, n_1, n_2 + 1, n_b\rangle$  with a phase  $\pi$ . These two quantum destructive interference effects can suppress the transition from  $|\mathbf{g}, n_1, n_2 + 1, n_b\rangle$  to  $|\mathbf{g}, n_1, n_2, n_b + 1\rangle$ . The cooling processes are explained in the following flowchart and Fig. 4.



#### 4. Simulation and discussion

Next, we will verify the cooling effect of our scheme with numerical simulations. These parameters for simulations are the follows [46]:  $\omega_m = 2\pi \times 20$  MHz,  $Q_m = \omega_m/\gamma_m = 8 \times 10^4$ ,  $g = 1.2 \times 10^{-4}\omega_m$ ,  $|\varepsilon| = 6000\omega_m$ ,  $T = 300$  mK,  $\Delta_1 = \Omega = -\omega_m$  and  $\kappa_2 = 3\omega_m$ .

The final mean phonon numbers  $n_c$  ( $n_f$ ) versus the cavity-cavity coupling strength  $J$  with good cavity and bad cavity are simulated in Fig.5 (a) and (b), respectively. From the black line in Fig. 5(a), we find that the final mean phonon number  $n_c$  can approach zero with the increase of the cavity-cavity coupling strength  $J$  [the lowest phonon number is  $n_c = 0.18$ ] when the atomic ensemble is decoupled from the optomechanical cavity ( $g_a = 0$ ) as in Refs. [39, 40]. It's due to the fact that, with the increase of the cavity-cavity coupling strength  $J$ , the line width of the spectrum for non-absorption is enhanced, and the 2nd-order transition for heating can be suppressed largely in this way. While there would be a dip in the curves for the final phonon number  $n_f$  versus

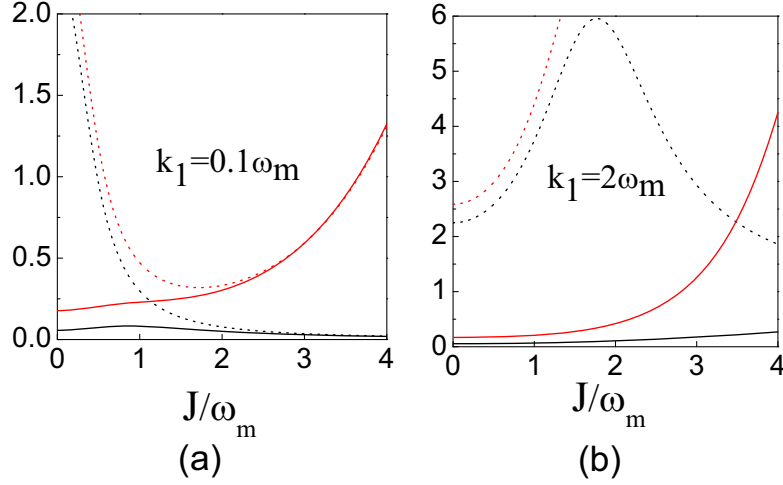


Fig. 5. Quantum cooling limit  $n_c$  (black line) and the final phonon number  $n_f$  (red line) versus the coupling coefficient  $J$  for different decay rates of the auxiliary cavity (a)  $\kappa_1 = 0.1\omega_m$  and (b)  $\kappa_1 = 2\omega_m$ . The dotted lines denote the pure optomechanical system, i.e.,  $N = 0$ , and the solid lines denote the hybrid optomechanical system, i.e.,  $N = 100$ . Other parameters are chosen as  $\kappa_2 = 3\omega_m$ ,  $\gamma = 0.1\omega_m$ ,  $g_a = 0.1\omega_m$ ,  $\tilde{\Delta}_2 = \Omega = -\omega_m$ .

the cavity-cavity coupling strength  $J$  after the environmental heating is included [the lowest phonon number is  $n_c = 0.32$ ]. It can be understood as follows. With the increase of the coupling strength  $J$ , the eigen-energy  $E_-$  will deviate from  $E_- = \omega_m$ , and thereby the cooling rate will decrease. However, this problem can be overcome by introducing the atom-cavity coupling [see Fig. 5(b)]. In this situation, the additional quantum interference caused by the atoms can further modify the absorption spectrum, and the final mean phonon number  $n_c$  turns to be very close to  $n_c = 0$  [see black line in Fig. 5(b)]. It means that the hybrid optomechanical system in our scheme can cool the NAMR to its ground state more effectively due to combination of the two quantum interference effects, and thus the experimental difficulties are reduced in this way.

## 5. Conclusion

In summary, we have shown the possibility of a ground-state cooling of the NAMR in the hybrid optomechanical system, where the two-level atoms are trapped in the optomechanical cavity, coupling to an additional optical cavity. Due to combination of two quantum interference effects from the atom-cavity coupling and cavity-cavity coupling, the heating processes are suppressed, while the cooling processes are enhanced. Besides, compared with previous cooling methods involving only one quantum interference effect [39–41], the combination of two quantum interference effects can reduce the limit on the line-widths of the cavity and atoms. As a result, our scheme can cool the NAMR down to its ground state more efficiently. In particular, our scheme is experimentally feasible for lower-quality cavities, which much reduces the experimental difficulty.

## Acknowledgement

This work is supported by the National Natural Science Foundation of China (NSFC) (Grant Nos. 91636220 and 11674360, 11547113), the Talent Introduction Fund (No.

2016BS019) and the Youth Support Plan of Nature Science Fundamental Research (No. 2017QNJH21) at Henan University of Technology.