

Nearly Optimal Dynamic k -Means Clustering for High-Dimensional Data

Wei Hu
Princeton University

HUWEI@CS.PRINCETON.EDU

Zhao Song

MAGIC.LINUXKDE@GMAIL.COM

Lin F. Yang
Princeton University

LIN.YANG@PRINCETON.EDU

Peilin Zhong
Columbia University

PZ2225@COLUMBIA.EDU

Abstract

We consider the k -means clustering problem in the dynamic streaming setting, where points from a discrete Euclidean space $\{1, 2, \dots, \Delta\}^d$ can be dynamically inserted to or deleted from the dataset. For this problem, we provide a one-pass coreset construction algorithm using space $\tilde{O}(k \cdot \text{poly}(d, \log \Delta))$, where k is the target number of centers. To our knowledge, this is the first dynamic geometric data stream algorithm for k -means using space polynomial in dimension and nearly optimal (linear) in k .

Keywords: clustering, k -means, dynamic data streams, coreset

1. Introduction

Clustering is one of the central problems in unsupervised learning. The idea is to partition data points into clusters in the hope that points in the same cluster are similar to each other and points in different clusters are dissimilar. One of the most important approaches to clustering is k -means, which has been extensively studied for more than 60 years and has a wide range of applications (see e.g. (Jain, 2010) for a survey). Given a set of points $Q \subset \mathbb{R}^d$, the k -means problem asks for a set of k centers $Z \subset \mathbb{R}^d$ such that the sum of squares of distances between data points to their closest centers is minimized, i.e., it tries to solve $\min_{Z \subset \mathbb{R}^d, |Z|=k} \text{cost}(Q, Z)$, where $\text{cost}(Q, Z)$ is a cost function defined as:

$$\text{cost}(Q, Z) := \sum_{q \in Q} \min_{z \in Z} \text{dist}^2(q, z).$$

Here $\text{dist}(\cdot, \cdot)$ stands for the Euclidean distance.

A major challenge in dealing with massive datasets is that the entire input data can be too large to be stored. A standard model of study in such settings is the *streaming* model, where data points arrive and are processed one at a time, and only a small amount of useful information (i.e., a *sketch*) about the data is maintained. See (Muthukrishnan, 2005) for an introduction to the streaming model.

In this paper we study the k -means problem over *dynamic data streams* (Indyk, 2004), where data points from a discrete space $\{1, 2, \dots, \Delta\}^d$ can be either inserted to or deleted from the dataset.

A standard approach to solving k -clustering problems like k -means and k -median in the streaming setting is to maintain an ϵ -coreset, which is a small number of (weighted) points whose cost with respect to any k centers is a $(1 + \epsilon)$ -approximation to the cost of the entire dataset on the same k centers. As a consequence, at the end of the stream, we only need to find an approximate k -means solution on the coreset, which is automatically an approximate solution on the entire dataset. Hence our goal is to design an efficient method to maintain an ϵ -coreset over a dynamic data stream using as small space as possible.

1.1. Our Result

Theorem 1 (Main theorem, restatement of Theorem 17) *Let $\epsilon \in (0, 1/2)$, $k, \Delta \in \mathbb{N}_+$, and $L = \log \Delta$. For dynamic data stream consisting of insertions and deletions of points in $[\Delta]^d$, there is an algorithm which uses a single pass over the stream and on termination outputs a weighted set S with a positive weight for each point therein, such that with probability at least 0.9, S is an ϵ -coreset for k -means of size $O(k\epsilon^{-2}d^4L^2 \log(kdL))$. The algorithm uses $\tilde{O}(k) \cdot \text{poly}(d, L, \epsilon^{-1})$ bits in the worst case.*

To our knowledge, this is the first algorithm for k -means in dynamic data streams that uses space polynomial in data dimension d and nearly optimal (linear)¹ in the number of clusters k . Previous algorithms for streaming k -means either require space exponential in d or only work for insertion-only streams.² See Section 1.3 and Appendix C for detailed discussions of previous results.

Note that for the k -means problem, Cohen et al. (2015) showed that one can always do a random projection to reduce the dimension to $O(k/\epsilon^2)$. Thus, the most interesting setting would be when $d \leq O(k/\epsilon^2)$ and $d \gg \log k$.

1.2. Our Techniques

At a high level our algorithm is based on a framework called *sensitivity sampling*, which was proposed by Feldman and Langberg (2011). For a set $Q \subseteq [\Delta]^d$, the *sensitivity* of every point $q \in Q$ is defined as

$$s(q) := \max_{Z \subset \mathbb{R}^d, |Z|=k} \frac{\text{dist}^2(q, Z)}{\sum_{p \in Q} \text{dist}^2(p, Z)}.$$

Namely, $s(q)$ represents how “sensitive” the cost can be to the removal of point q . A crucial result shown by Feldman and Langberg (2011); Braverman et al. (2016) is that once we know a good *upper bound* on each point’s sensitivity, there is a sampling method to construct an ϵ -coreset. Specifically, if we know an upper bound $s'(q) \geq s(q)$ for each $q \in Q$, we can sample q with probability $s'(q)/(\sum_{p \in Q} s'(p))$. Let R be a set of i.i.d. samples from this procedure with $|R| \geq \tilde{\Omega}\left(\sum_{q \in Q} s'(q)/\epsilon^2\right)$, and each sample q is assigned a weight $\frac{\sum_{p \in Q} s'(p)}{|R|s'(q)}$. Then with high probability R is an ϵ -coreset for Q . Note that if $\sum_{q \in Q} s'(q) = \tilde{O}(k \cdot \text{poly}(d))$, then an $\tilde{O}(k \cdot \text{poly}(d))$ -size ϵ -coreset can be constructed in this way. The formal description of this result is given in Theorem 6.

-
1. It is easy to see that k points are needed in a coreset – when there are only k points in the dataset, the optimal k -means cost is 0, so a coreset has to contain all k points.
 2. It is also possible to obtain an $\tilde{O}(k^2 \cdot \text{poly}(d))$ space algorithm for dynamic streams by combining the techniques from (Chen, 2009) and (Braverman et al., 2017).

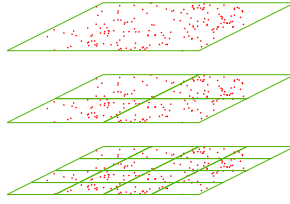


Figure 1: The grid structure over the point set. From top to bottom, three levels of grids are shown. Each cell splits into 2^d cells in the next level.

We give an efficient method to obtain sensitivity upper bounds $s'(\cdot)$ such that: (i) $\sum_{q \in Q} s'(q)$ is small, (ii) we can implement the sensitivity sampling procedure in the dynamic streaming setting. Then we are able to construct a coreset according to the previous paragraph.

The key intuition in our sensitivity estimation is the following. Imagine that there is a small region that is very dense, i.e., it contains a lot of points. Then the sensitivity of every point in that region must be low, because that point can be well represented by other points in the same small region. Therefore, the problem of finding sensitivity upper bound for a point boils down to figuring out the “right” region this point belongs to that can be considered “dense.” Intuitively the sensitivity of this point depends on the size of this dense region – the smaller the size, the smaller the sensitivity.

We make this intuition formal by using a hierarchical grid structure similar to (Frahling and Sohler, 2005; Braverman et al., 2017). This structure is illustrated in Figure 1. The top-level (level 0) grid consists of cells that are d -dimensional cubes of side-length Δ , and each cell in level $i - 1$ splits into 2^d cells in level i . Each cell in level i has side-length $\Delta/2^i$. For a cell in level i , we say that it is *heavy* if it contains at least $T_i = \Theta\left(\frac{d^2}{k} \cdot \frac{\text{OPT}}{(\Delta/2^i)^2}\right)$ points in Q , where OPT is the optimal cost of the k -means problem.³ Since $T_i > T_{i-1}$, we know that if a cell in level i is heavy, then its parent cell in level $i - 1$ is heavy as well. Therefore the set of all heavy cells in all levels form a tree. Now for a point $p \in Q$, denote by $c_i(p)$ the cell in level i that contains p , and then define j to be the smallest level index such that $c_j(p)$ is not heavy; then we show an upper bound on the sensitivity $s(p)$ solely based on this index number j , namely $s(p) \leq s'(p) = \Theta(d^3/T_j)$. Furthermore, we prove that the sum of our sensitivity upper bounds is small: $\sum_{p \in Q} s'(p) = O(kd^3 \log \Delta)$, which satisfies our requirement. To establish these bounds we need the total number of heavy cells to be small, for which we apply a random shift of grid at the beginning, as illustrated in Figure 2.

To implement the above sensitivity sampling method in the dynamic streaming setting when the dataset is updated by insertions and deletions of points, the key difficulties are: 1) we do not know the value of OPT, and it changes when the underlying dataset is updated; 2) we need to compute the sensitivity upper bounds and to sample points at the same time using limited space.

Let us first assume OPT is known and give an algorithm to implement our sensitivity sampling procedure in the dynamic streaming setting. Our algorithm makes crucial use of the k -set data structure in (Ganguly, 2005) for counting *distinct elements* in a dynamic stream. The k -set data structure ensures that if the number of distinct elements is at most some predetermined parameter, it will return all distinct elements and their frequencies; otherwise it will return **FAIL**. We summarize its guarantee in Lemma 16. Note that in order to implement sensitivity sampling, we need to know which cells are heavy. Our algorithm dynamically tracks all heavy cells, using the k -set structure as

3. We assume for now that we know OPT. Our actual algorithm uses exponential search to guess the value of OPT.

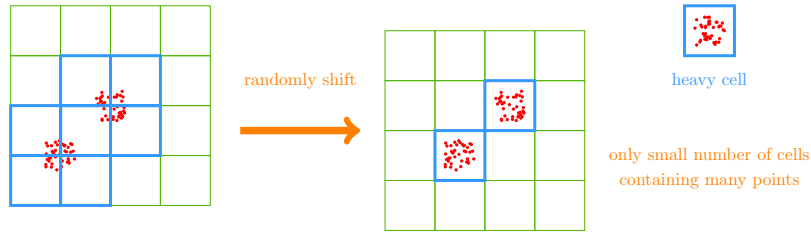


Figure 2: Random shift of grid brings down the number of heavy cells. In the left panel, we have a bad alignment of points and grids such that many cells contain lots of points. In the right panel, after the random shift, only two cells contain many points.

a building block. Then the sensitivity sampling method has two stages: first sample a level i (with an appropriate probability for each level), and then uniformly sample a point from all points associated with level i , i.e., all points p such that $c_i(p)$ is not heavy and $c_{i-1}(p)$ is heavy. (Note that for all points associated with level i , they have the same sensitivity upper bounds, which means uniformly sampling a point from them is enough.) In order to do uniform sampling, we also maintain for each level i a uniformly random subset of points associated with i . Therefore it suffices to choose a point uniformly at random from this subset once i is chosen.

For the issue of not knowing OPT, we run in parallel multiple copies of our sampling algorithm for different guesses of OPT: $1, 2, 4, \dots, \Delta^d \cdot d\Delta$. Our sampling algorithm ensures that when the guessed value is less than OPT but not too far away, the required space is small. For other guesses, the required space might be a lot, but since we have a space budget, our algorithm can return **FAIL** when the space runs out. Since at least one guess is accurate, at least one copy of the algorithm will succeed and output a small ϵ -coreset.

1.3. Related Work

It is well known that exactly solving k -means is NP-hard even for $k = 2$ or $d = 2$ (Aloise et al., 2009; Mahajan et al., 2009). The most successful algorithm used in practice is Lloyd’s algorithm, which is also known as “the” k -means method (Lloyd, 1982). Because of the NP-hardness, various attempts were made on approximation algorithms. Kanungo et al. (2002) proved that a very simple local search heuristic achieves $(9 + \epsilon)$ -approximation in polynomial time for any fixed $\epsilon > 0$. When d is a constant (Frigstad et al., 2016; Cohen-Addad et al., 2016) or k is a constant (Feldman et al., 2007; Kumar et al., 2010; Feldman and Langberg, 2011), $(1 + \epsilon)$ -approximation can be achieved in polynomial time.

There is a line of work studying k -means and k -median in insertion-only streams, e.g., (Bentley and Saxe, 1980; Guha et al., 2000; Charikar et al., 2003; Babcock et al., 2003; Agarwal et al., 2004; Har-Peled and Mazumdar, 2004; Har-Peled and Kushal, 2005; Chen, 2009; Feldman and Langberg, 2011; Feldman and Schulman, 2012; Ackermann et al., 2012; Braverman et al., 2016). There also have been a lot of interests in dynamic streaming algorithms for other problems, e.g. (Bar-Yossef et al., 2002; Feigenbaum et al., 2005; Baswana, 2008; Kelner and Levin, 2011; Ahn et al., 2012b,a; Goel et al., 2012b,a; Ahn et al., 2012a; Baswana et al., 2012; Crouch et al., 2013; Ahn et al., 2013; McGregor, 2014; Baswana et al., 2015; Bhattacharya et al., 2015; Bernstein and Stein, 2016; Abraham et al., 2016a,b; Boutsidis et al., 2016; Kapralov et al., 2017; Song et al., 2017a,b). In addition, k -means and k -median were studied in various different settings, e.g., (Charikar et al.,

1998; Indyk and Price, 2011; Backurs et al., 2016; Bhattacharya et al., 2014; Sohler and Woodruff, 2018).

The most relevant papers are (Frahling and Sohler, 2005; Feldman and Langberg, 2011; Braverman et al., 2016, 2017). Frahling and Sohler (2005) designed an algorithm to maintain an ϵ -coreset of size $k\epsilon^{-O(d)}$ for k -means and k -median. Feldman and Langberg (2011) introduced the sensitivity sampling framework for coreset construction, and their approach was further improved by Braverman et al. (2016), but both of them only work for insertion-only streams and do not apply to dynamic streams. Braverman et al. (2017) focused on the k -median problem and constructed a coreset of size $O(k \cdot \text{poly}(d, \log \Delta))$ in the dynamic streaming setting, but their technique heavily relies on k -median and cannot be extended to k -means. In Appendix C we explain in detail the limitations of previous approaches.

2. Preliminaries

Notation. For $n \in \mathbb{N}_+$, let $[n] := \{1, 2, \dots, n\}$. We define $\tilde{O}(f)$ to be $O(f \cdot \log^{O(1)}(f))$. For any $x \in \mathbb{R}_{\geq 0}$, $\epsilon \in (0, 1)$, we use $(1 \pm \epsilon) \cdot x$ to denote the interval $((1 - \epsilon) \cdot x, (1 + \epsilon) \cdot x)$. For any $x \in \mathbb{R}$ and $a \in \mathbb{R}_{> 0}$, $x \pm a$ denotes the interval $(x - a, x + a)$.

We denote by $\text{dist}(\cdot, \cdot)$ the Euclidean distance in \mathbb{R}^d , i.e., for $p, q \in \mathbb{R}^d$, $\text{dist}(p, q) := \|p - q\|_2$. For sets $P, Q \subseteq \mathbb{R}^d$ and a point $p \in \mathbb{R}^d$, we define $\text{dist}(p, Q) = \text{dist}(Q, p) := \min_{q \in Q} \text{dist}(p, q)$ and $\text{dist}(P, Q) := \min_{p \in P, q \in Q} \text{dist}(p, q)$. For any two sets $Q, Z \subseteq \mathbb{R}^d$, we define $\text{cost}(Q, Z) := \sum_{q \in Q} \text{dist}^2(q, Z)$. We define $\text{diam}(Q)$ to be Q 's diameter, i.e., $\text{diam}(Q) := \max_{p, q \in Q} \text{dist}(p, q)$.

The dynamic streaming model. We consider the *dynamic streaming model*, defined below.

Definition 2 (Dynamic streaming model) *Let $Q \subseteq [\Delta]^d$ initially be an empty set. In the dynamic streaming model, there is a stream of update operations such that the t^{th} operation has the form (p_t, \pm) which indicates that a point $p_t \in [\Delta]^d$ is inserted to or deleted from the set Q , where $+$ denotes insertion and $-$ denotes deletion. There is no invalid deletion during the stream.⁴ An algorithm is allowed a single pass over the stream. At the end of the stream, the algorithm stores some information regarding Q . The space complexity of an algorithm in this model is defined as the total number of bits used by the algorithm during the stream.*

The goal of an algorithm in this model is to store some information which can be used for a certain computation task, while using as small space as possible. Although optimizing the running time is not required in this model, the algorithm in the current paper is actually efficient for each update.

In this paper we suppose that any two points in Q have different locations⁵, i.e., Q is not a multiset. Our algorithm can be easily extended to allow multiple copies of a point by blowing up the total space by an $O(\log M)$ factor, where M is an upper bound on the number of copies.

k -means clustering. Now we introduce the *k -means clustering problem* and the notion of *coreset*.

4. At any time during the stream, for any point $p \in [\Delta]^d$, the number of deletions of p so far is always no more than the number of insertions of p .

5. At the end of the stream, for any point $p \in [\Delta]^d$, the number of insertions of p is at most one more than the number of deletions of p .

Definition 3 (k -means clustering) Given a point set $Q \subseteq [\Delta]^d$ and a parameter $k \in \mathbb{N}_+$ for the target number of centers, the goal of k -means clustering is to find a set of k points $Z \subseteq \mathbb{R}^d$ such that the objective function, $\text{cost}(Q, Z) := \sum_{q \in Q} \text{dist}^2(q, Z)$, is minimized. Each point in Z is called a center. OPT is defined to be the optimal cost of the k -means clustering problem.

However, solving the k -means problem exactly is NP-hard (Aloise et al., 2009). Oftentimes, we only need a good approximation. For the purpose of finding an approximate solution, an important concept is *coreset*, which is a small subset of (weighted) points whose k -means solution is a good approximate solution for the entire dataset. The formal definition is the following:

Definition 4 (Coreset for k -means) Given $Q \subseteq [\Delta]^d$, $k \in \mathbb{N}_+$ and $\epsilon > 0$, a set of point-weight pairs $S = \{(s_1, w_1), (s_2, w_2), \dots, (s_m, w_m)\} \subset [\Delta]^d \times \mathbb{R}_{>0}$ is an ϵ -coreset for Q , where w_i is the weight of s_i , if S satisfies

$$\forall Z \subset \mathbb{R}^d, |Z| = k : |\text{cost}(S, Z) - \text{cost}(Q, Z)| \leq \epsilon \cdot \text{cost}(Q, Z),$$

where $\text{cost}(S, Z) := \sum_{i=1}^m w_i \text{dist}^2(s_i, Z)$. The size of the coreset is $|S|$.

The main problem studied in this paper is how to construct a small coreset for k -means over a dynamic data stream. The formal description is the following.

Definition 5 (Coreset for k -means over a dynamic stream) Given a point set $Q \subseteq [\Delta]^d$ described by a dynamic stream of operations (Definition 2), a parameter $k \in \mathbb{N}_+$ for the target number of centers, and an error parameter $\epsilon \in (0, 0.5)$. The goal is to design an algorithm in the dynamic streaming model which can with probability at least 0.9 output a small size k -means ϵ -coreset (Definition 4) for Q using as small space as possible.

Sensitivity sampling based coreset construction. Let us briefly review the coreset construction framework proposed by Feldman and Langberg (2011); Braverman et al. (2016). Given $Q \subseteq [\Delta]^d$ and $k \in \mathbb{N}_+$, the *sensitivity* of a point $p \in Q$ is defined as:

$$s(p) = \max_{Z \in \mathbb{R}^d, |Z|=k} \frac{\text{dist}^2(p, Z)}{\sum_{q \in Q} \text{dist}^2(q, Z)}.$$

The following theorem gives guarantee of a sensitivity sampling based coreset construction.

Theorem 6 (Feldman and Langberg (2011); Braverman et al. (2016)) Given a set of points $Q \subseteq [\Delta]^d$ and a parameter k , let $s(p)$ denote the sensitivity of each point $p \in Q$. For each $p \in Q$, let $s'(p)$ be an upper bound on the sensitivity of p , i.e., $s'(p) \geq s(p)$, and let $t' = \sum_{p \in Q} s'(p)$. Consider a multiset S of m i.i.d. samples from Q , where each sample chooses $p \in Q$ with probability $s'(p)/t'$. For each sampled point p , a weight $w(p) \in (1 \pm \epsilon/2) \cdot t'/(m s'(p))$ is associated with p . If $m \geq \Omega(t' \epsilon^{-2} (\log |Q| \log t' + \log(1/\delta)))$, then with probability at least $1 - \delta$, $\{(p, w(p)) \mid p \in S\}$ is an ϵ -coreset (Definition 4) for Q .

According to the above theorem, if we can find a good sensitivity upper bound $s'(p)$ for each point p , then we are able to construct a coreset with size nearly linear in $t' = \sum_p s'(p)$. In section 3, we give an offline algorithm which can estimate a good sensitivity upper bound for each point, which readily implies an efficient offline coreset construction algorithm. In section 4, we show how to implement this sensitivity sampling procedure over a dynamic stream. Notice that Braverman et al. (2016) gave a sensitivity sampling framework that works for clustering with general loss functions, and our method can be extended to those problems as well.

3. An Offline Sensitivity Sampling Procedure

In this section, we consider the *offline* setting in which all the data points are given. In this setting, we design a coreset construction algorithm based on sensitivity sampling. In Section 4, we will show how to implement this algorithm in the dynamic streaming setting.

3.1. Randomly Shifted Grids

We consider data points from $[\Delta]^d$ and assume without loss of generality that $\Delta = 2^L$ for some positive integer L . The space $[\Delta]^d$ is partitioned by a hierarchical grid structure as follows. The first level (level 0) of the grid contains *cells* with side-length Δ such that all the data points are contained in a single cell. For each higher level, we refine the grid by splitting each cell into 2^d equal sized sub-cells. In the finest level, i.e., the L -th level, each cell contains a single point. We further randomly shift the boundary of the grids to achieve certain properties, which we will show later. Formally, our grid structure is defined as the following.

Definition 7 (Grids and cells) *Let $g_0 = \Delta$. Choose a vector v uniformly at random from $[0, \Delta]^d$. Partition the space \mathbb{R}^d into a regular Cartesian grid G_0 with side-length g_0 and translate G_0 such that a vertex of this grid falls on v . The grid G_0 can be regarded as an infinite set of disjoint cells, where each cell $C \in G_0$ can be expressed as*

$$[v_1 + n_1 g_0, v_1 + (n_1 + 1)g_0) \times \cdots \times [v_d + n_d g_0, v_d + (n_d + 1)g_0) \subset \mathbb{R}^d$$

for some $(n_1, n_2, \dots, n_d) \in \mathbb{Z}^d$. (Note that each cell is a Cartesian product of intervals.)

For $i \geq 1$, we define the regular grid G_i as the grid with side-length $g_i = g_0/2^i$ aligned such that each cell in G_{i-1} contains 2^d cells in G_i . The finest grid is G_L where $L = \log_2 \Delta$. A cell of G_L has side-length 1 and thus contains at most one data point.

For convenience, we also define G_{-1} to be the regular grid with side-length $g_{-1} = 2\Delta$, and each cell in G_{-1} is a union of 2^d cells in G_0 . Since the data points are in $[\Delta]^d$, there must be a single cell in G_{-1} which contains all the data points. Consider two cells $C \in G_i$ and $C' \in G_j$ for some $i, j \in \{-1, 0, 1, \dots, L\}$. If $C' \subset C$, then C is an *ancestor* of C' . Furthermore, if $i = j - 1$, then C is the *parent* of C' and C' is a *child* of C . Thus every cell which is not from G_L has exactly 2^d children cells. For a point p (or a set P of points), $c_i(p)$ (or $c_i(P)$) denotes the cell C in grid G_i which contains p (or P). If i is clear from the context, we will just use $c(p)$ (or $c(P)$) for short.

3.2. Sensitivity Estimation and Coreset Construction

In Algorithm 1 we describe how to assign a sensitivity upper bound for every point. It needs an estimate o of the optimal k -means cost OPT . We will show how to enumerate the guesses o later. According to Theorem 6, it directly gives an offline coreset construction algorithm.

We also give an alternative sampling procedure in Algorithm 2 which is useful for the dynamic streaming model.

Theorem 8 *Suppose that for any $i \in \{0, 1, \dots, L\}$ and for any cell $C \in G_i$ with $C \cap Q \neq \emptyset$, the estimated value z in line 8 of Algorithm 1 satisfies either $z \in |C \cap Q| \pm 0.1T_i(o)$ or $z \in (1 \pm 0.01) \cdot |C \cap Q|$, and for any Q_i , the estimated value \hat{q}_i in line 4 of Algorithm 2 satisfies either $\hat{q}_i \in |Q_i| \pm 0.1\epsilon\gamma T_i(o)$ or $\hat{q}_i \in (1 \pm 0.01\epsilon) \cdot |Q_i|$. Suppose $o \in (0, \text{OPT}]$. Then the set S output by Algorithm 2 is an ϵ -coreset (Definition 4) for Q . Furthermore, with probability at least 0.93, $|S|$ is at most $O(k\epsilon^{-2}d^4L^2 \log(kdL) \cdot (\text{OPT}/o + 1))$.*

Algorithm 1 Sensitivity Estimation

- 1: **predetermined:** a guess $o \in [1, \Delta^d \cdot d\Delta]$ of the optimal k -means cost OPT
 - 2: **input:** a point set $Q \subseteq [\Delta]^d$, a parameter $k \in \mathbb{N}_+$
 - 3: Impose randomly shifted grids $G_{-1}, G_0, G_1, \dots, G_L$ (Definition 7).
 - 4: Let $C \in G_{-1}$ be the cell which contains Q , i.e., $C = c(Q)$. Mark C as *heavy*.
 - 5: **for** $i := 0 \rightarrow L - 1$ **do**
 - 6: Set the threshold value $T_i(o) = (d/g_i)^2 \cdot o/k \cdot 1/100$.
 - 7: **for** $C \in G_i$ with $C \cap Q \neq \emptyset$ **do**
 - 8: Let z be an estimated value of $|C \cap Q|$ up to some precision.
 - 9: If $z \geq T_i(o)$, mark C as heavy.
 - 10: Otherwise, if all the ancestors of C are marked as heavy, mark C as *crucial*.
 - 11: **end for**
 - 12: **end for**
 - 13: For $C \in G_L$, if all the ancestors of C are marked as heavy, mark C as crucial.
 - 14: Initialize $Q_0 = Q_1 = \dots = Q_L = \emptyset$.
 - 15: For $p \in Q$, if $c_i(p)$ is marked as crucial, add p into set Q_i and set $s'(p) = 10d^3/T_i(o)$.
 - 16: **output:** Q_0, Q_1, \dots, Q_L and $s'(\cdot)$
-

Algorithm 2 Sensitivity Sampling Based Coreset Construction

- 1: **predetermined:** a guess o of the optimal k -means cost OPT, an error parameter $\epsilon \in (0, 0.5)$
 - 2: **input:** a point set $Q \subseteq [\Delta]^d$, a parameter $k \in \mathbb{N}_+$
 - 3: Let Q_0, Q_1, \dots, Q_L and $s'(\cdot)$ be the output of Algorithm 1.
 - 4: Let $\hat{q}_0, \hat{q}_1, \dots, \hat{q}_L$ be the estimated values of $|Q_0|, |Q_1|, \dots, |Q_L|$ respectively.
 - 5: For $i \in \{0, 1, \dots, L\}$, set $T_i(o) = (d/g_i)^2 \cdot o/k \cdot 1/100$ (same as in Algorithm 1).
 - 6: Set $\gamma = \epsilon/(40^2 L d^3)$.
 - 7: Let $I = \{i \mid 0 \leq i \leq L, \hat{q}_i \geq \gamma T_i(o)\}$.
 - 8: Let $Q^I = \bigcup_{i \in I} Q_i$. ▷ Only consider the levels with sufficient number of points.
 - 9: Set $t' = \sum_{i \in I} \hat{q}_i \cdot 10d^3/T_i(o)$. ▷ Total estimated sensitivities.
 - 10: Set $m = \Theta(t' \epsilon^{-2} L d \log t')$ and initialize $S = \emptyset$. ▷ m is the total number of samples.
 - 11: **for** $j = 1 \rightarrow m$ **do**
 - 12: Choose a random level $i \in I$ with probability $(\hat{q}_i \cdot 10d^3/T_i(o))/t'$.
 - 13: Uniformly sample a point p from Q_i .
 - 14: Add $(p, t'/(m s'(p)))$ to set S .
 - 15: **end for**
 - 16: **output:** the set S
-

3.3. Analysis

Now we give the proof of Theorem 8. All the missing proofs in this section are given in Appendix A. Let us first state some simple facts.

Fact 9 *The point sets Q_0, Q_1, \dots, Q_L obtained by Algorithm 1 form a partition of Q , i.e., for all $p \in Q$, there is exactly one $i \in \{0, 1, \dots, L\}$ such that $p \in Q_i$.*

Fact 10 *For $C \in G_i$, if C is marked as heavy, then $|C \cap Q| \geq 0.9T_i(o)$; otherwise $|C \cap Q| \leq 1.1T_i(o)$. Similarly, if $i \in I$, then $|Q_i| \geq 0.9\gamma T_i(o)$; otherwise $|Q_i| \leq 1.1\gamma T_i(o)$.*

Fact 11 *For Q_i output by Algorithm 1, every point $p \in Q_i$ is assigned the same sensitivity upper bound $s'(p) = 10d^3/T_i(o)$.*

In line 7 of Algorithm 2, we set I to be the set of levels such that there are sufficient number of points in the crucial cells in those levels. The following lemma shows that the point set Q^I (line 8 of Algorithm 2) is a good representative of the point set Q , i.e., for any set of k centers Z , the k -means cost $\text{cost}(Q, Z)$ is close to the cost $\text{cost}(Q^I, Z)$.

Lemma 12 *Let Q^I and ϵ be the same as in Algorithm 2. If $o \in (0, \text{OPT}]$, then for any $Z \subseteq \mathbb{R}^d$ with $|Z| = k$, we have: $\text{cost}(Q^I, Z) \leq \text{cost}(Q, Z) \leq (1 + \epsilon/10) \text{cost}(Q^I, Z)$.*

Next, instead of showing $s'(p)$ (output by Algorithm 1) is a sensitivity upper bound with respect to Q , we show that $s'(p)$ is also an sensitivity upper bound with respect to Q^I . This is even stronger since Q^I is a subset of Q and we have:

$$\forall Z \subseteq \mathbb{R}^d : |Z| = k, \frac{\text{dist}^2(p, Z)}{\sum_{q \in Q} \text{dist}^2(q, Z)} \leq \frac{\text{dist}^2(p, Z)}{\sum_{q \in Q^I} \text{dist}^2(q, Z)}.$$

Lemma 13 *Let Q^I be the same as in Algorithm 2. If $o \in (0, \text{OPT}]$, then for all $i \in \{0, 1, 2, \dots, L\}$ and $p \in Q_i$, we have:*

$$\max_{Z \subseteq \mathbb{R}^d : |Z| = k} \frac{\text{dist}^2(p, Z)}{\sum_{q \in Q^I} \text{dist}^2(q, Z)} \leq 10 \frac{d^3}{T_i(o)} = s'(p).$$

Now, we explain the reason of imposing randomly shifted grids. We fix an optimal set $Z^* = \{z_1^*, z_2^*, \dots, z_k^*\} \subset \mathbb{R}^d$ of k centers for the point set Q , i.e., $\text{cost}(Q, Z^*) = \text{OPT}$. We call a cell $C \in G_i$ a *center cell* if it is close to a center in Z^* , namely $\text{dist}(C, Z^*) \leq g_i/(2d)$. We claim that there will not be too many center cells since we randomly shift the grids. In other words, each center of Z^* is far from the boundary of every grid.

Lemma 14 *With probability at least 0.94, the total number of center cells is at most $100kL$.*

This lemma is similar to Lemma 2.2 in (Braverman et al., 2017). For completeness, we also provide a proof in Appendix A.

Consider the total estimated sensitivities, i.e., the sum of the sensitivity upper bounds over all the points. Due to Theorem 6, this sum determines the size of the coreset. We show that if the estimate o of the optimal k -means cost is close to OPT , then the total estimated sensitivities can not be too large.

Lemma 15 *Suppose the number of center cells is at most $100kL$. Let $Q_0, Q_1, \dots, Q_L, s'(\cdot)$ be the output of Algorithm 1. Then the total estimated sensitivities satisfies $\sum_{p \in Q} s'(p) \leq 4000kLd^3 \cdot (\text{OPT}/o + 1)$.*

Since Q^I is a subset of Q , according to the above lemma, we also have $\sum_{p \in Q^I} s'(p) \leq 4000d^3Lk \cdot (\text{OPT}/o + 1)$. Now, we are ready to prove Theorem 8.

Proof of Theorem 8 By Lemma 14, with probability at least 0.94, the number of center cells is at most $100kL$. In the following, we condition on this event.

Algorithm 2 draws m i.i.d. samples. For each sample, a point $p \in Q_i \subseteq Q^I$ is chosen with probability

$$\frac{\hat{q}_i/T_i(o)}{\sum_{j \in I} \hat{q}_j/T_j(o)} \cdot \frac{1}{|Q_i|} = \frac{\frac{\hat{q}_i}{|Q_i|} \cdot 20 \frac{d^3}{T_i(o)}}{\sum_{j \in I} \sum_{p' \in Q_j} \frac{\hat{q}_j}{|Q_j|} \cdot 20 \frac{d^3}{T_j(o)}}.$$

Each sample p is given a weight

$$\frac{t'}{ms'(p)} = \frac{1}{m} \cdot \frac{\sum_{j \in I} \sum_{p' \in Q_j} \frac{\hat{q}_j}{|Q_j|} \cdot 20 \frac{d^3}{T_j(o)}}{\frac{\hat{q}_i}{|Q_i|} \cdot 20 \frac{d^3}{T_i(o)}} \cdot \frac{\hat{q}_i}{|Q_i|} \in (1 \pm \epsilon/4) \cdot \frac{1}{m} \cdot \frac{\sum_{j \in I} \sum_{p' \in Q_j} \frac{\hat{q}_j}{|Q_j|} \cdot 20 \frac{d^3}{T_j(o)}}{\frac{\hat{q}_i}{|Q_i|} \cdot 20 \frac{d^3}{T_i(o)}}.$$

Let $s''(p) = \frac{\hat{q}_i}{|Q_i|} \cdot 20 \frac{d^3}{T_i(o)}$. Since $\hat{q}_i/|Q_i| \geq 1/2$, we know that $s''(p)$ is still a sensitivity upper bound of p with respect to Q^I by Lemma 13. According to Algorithm 2, we have $t' = \frac{1}{2} \sum_{p \in Q^I} s''(p)$. Therefore, if we set m to be a sufficiently large $\Omega(t' \epsilon^{-2} L d \log t') = \Omega(t' \epsilon^{-2} (\log(\Delta^d) \log t' + \log(1/0.01)))$, then according to Theorem 6, S output by Algorithm 2 is an $\epsilon/2$ -coreset for Q^I with probability at least 0.99. By Lemma 12, if S is an $\epsilon/2$ -coreset for Q^I , then S is also an ϵ -coreset for Q . Thus, the correctness is proved, and the overall success probability is at least 0.93 obtained by a simple union bound. Now let us analyze the size of the coreset S . Since $\forall j \in I, \hat{q}_j/|Q_j| \leq 2$, we have $\sum_{j \in I} \sum_{p' \in Q_j} s''(p') \leq 2t' \leq 4 \cdot 4000d^3 Lk \cdot (\text{OPT}/o + 1)$ by Lemma 15. Thus, the size of S is $m = O(k\epsilon^{-2}d^4L^2 \log(kdL) \cdot (\text{OPT}/o + 1))$. \blacksquare

4. Coreset Construction over a Dynamic Stream

In this section, we show how to implement Algorithms 1 and 2 in the dynamic streaming setting. We defer all the missing details in this section to Appendix B.

First, we introduce a dynamic storage structure that allows us to insert and delete points or cells. We then use this data structure combined with hash functions to estimate the number of points falling into each cell. Lastly, we combine them with the sensitivity sampling procedure to obtain our final algorithm.

Algorithm 3 Point-cell storing procedure

- 1: **STORING**($G_i, \alpha, \beta, \delta$):
 - 2: **Input:** $\{((p_1, l_1), \pm), ((p_2, l_2), \pm), \dots\} \triangleright l_t \in [\hat{m}]$. Only Algorithm 5 uses the case for $\hat{m} > 1$.
 - 3: Run **DISTINCT**($\alpha, \delta/4$) on $\{(c_i(p_1), \pm), (c_i(p_2), \pm), \dots\}$ in parallel.
 - 4: Set $r = \lceil \log(4\alpha/\delta) \rceil$ and $h_1, h_2, \dots, h_r, \forall j \in [r], h_j : G_i \rightarrow [2\alpha]$. $\triangleright h_j$ is pairwise independent.
 - 5: Run $r \cdot 2\alpha$ copies of **DISTINCT**($\beta, \delta/(2\alpha)$) in parallel.
 - \triangleright Each copy is indexed by a pair $(j, b) \in [r] \times [2\alpha]$. The (j, b) -th copy is run on the sub-stream $\{((p'_1, l'_1), \pm), ((p'_2, l'_2), \pm), \dots\}$, where each $((p'_t, l'_t), \pm)$ satisfies $h_j(c_i(p'_t)) = b$.
 - 6: If line 3 returns **FAIL**, output **FAIL**; otherwise, let $\mathcal{C}, f : \mathcal{C} \rightarrow \mathbb{N}_+$ be the output of line 3.
 - $\triangleright \mathcal{C} \subset G_i$ contains all the cells found, and $f(C)$ denotes the number of points in C .
 - 7: Initialize $S \leftarrow \emptyset$.
 - 8: **for** $C \in \mathcal{C}$ with $f(C) \leq \beta$ **do**
 - 9: Find $j \in [r]$ s.t. $\forall C' \in \mathcal{C}, h_j(C) \neq h_j(C')$ and the $(j, h_j(C))$ -th copy in line 5 does not **FAIL**.
 - 10: If such j does not exist, output **FAIL**; otherwise $S \leftarrow S \cup S_{j, h_j(C)}$.
 - \triangleright Here $S_{j, h_j(C)}$ is the set of distinct points found by the $(j, h_j(C))$ -th copy in line 5.
 - 11: **end for**
 - 12: **Output:** $\mathcal{C} \subset G_i, f : \mathcal{C} \rightarrow \mathbb{N}_+, S = \{(\tilde{p}_1, \tilde{l}_1), (\tilde{p}_2, \tilde{l}_2), \dots\}$
-

The dynamic point-cell storing data structure. We introduce an algorithm that maintains a set of points and cells in a dynamic data stream. Before that, let us recall Ganguly (2005)'s result for finding distinct elements, which we use as a subroutine in our algorithm.

Algorithm 4 Estimating the number of points in each cell and in each level

- 1: POINTSESTIMATION(o, ϵ, δ):
 - 2: **Input:** a point set $Q \subseteq [\Delta]^d$ described by a stream $\{(p_1, \pm), (p_2, \pm), \dots\}$
 - 3: **for** $i \in \{0, 1, \dots, L\}$, **in parallel, do**
 - 4: $T_i(o) \leftarrow (d/g_i)^2 \cdot o / (100k)$, $\alpha \leftarrow 10^{11}kLd \log(1/\delta)$, $\alpha' \leftarrow 10^{16}\epsilon^{-3}kL^2d^4$.
 $\triangleright T_i(o)$: threshold for heaviness (Algorithm 1); α, α' : parameters for STORING.
 - 5: Let $h_i : [\Delta]^d \rightarrow \{0, 1\}$ be a λ -wise independent hash function.
 $\triangleright \lambda = 10 \lceil (dL + \log(1/\delta) + 1) \rceil$; $\forall p \in [\Delta]^d, h_i(p) = 1$ w.p. $\min(4 \cdot 10^4 \lambda / T_i(o), 1)$.
 - 6: Run STORING($G_i, \alpha, 1, 0.1\delta/L$) on a sub-stream $\{((p'_1, 1), \pm), ((p'_2, 1), \pm), \dots\}$ in parallel.
 \triangleright STORING is defined in Algorithm 3. Here p'_j satisfies $h_i(p'_j) = 1$.
 If STORING returns **FAIL**, output **FAIL**.
 - 7: Let $\gamma \leftarrow \epsilon / (40^2 L d^3)$. \triangleright Threshold for discarding levels
 - 8: Let $h'_i : [\Delta]^d \rightarrow \{0, 1\}$ be a λ -wise independent hash function.
 $\triangleright \forall p \in [\Delta]^d, h'_i(p) = 1$ w.p. $\min(4 \cdot 10^4 \epsilon^{-2} \gamma^{-1} \lambda / T_i(o), 1)$.
 - 9: Run STORING($G_i, \alpha', 1, 0.1\delta/L$) on sub-stream $\{((p''_1, 1), \pm), ((p''_2, 1), \pm), \dots\}$ in parallel.
 \triangleright STORING is defined in Algorithm 3. Here p''_j satisfies $h'_i(p''_j) = 1$.
 If STORING returns **FAIL**, output **FAIL**.
 - 10: Let $C_i, f_i, S_i \leftarrow$ STORING($G_i, \alpha, 1, 0.1\delta/L$) in line 6. Let $\hat{f}(C) = f_i(C) \cdot \min\{T_i(o) / (4 \cdot 10^4 \lambda), 1\}$.
 \triangleright Use $\hat{f}(C)$ as an estimator for $|C \cap Q|$ and follow Algorithm 1 to determine whether C is marked as heavy, crucial or nothing. (And conceptually compute Q_0, \dots, Q_L for analysis.)
 - 11: Let $C'_i, f'_i, S'_i \leftarrow$ STORING($G_i, \alpha', 1, 0.1\delta/L$) in line 9.
 - 12: Let $\hat{q}_i = \min\left\{\epsilon^2 \gamma T_i(o) / (4 \cdot 10^4 \lambda) \cdot \sum_{C \in C'_i: C \text{ is crucial}} f'_i(C), 1\right\}$.
 - 13: **end for**
 - 14: **Output:** $\hat{q}_0, \hat{q}_1, \dots, \hat{q}_L$ and $\hat{f} : \bigcup_{i=0}^L G_i \rightarrow \mathbb{R}_+$
-

Lemma 16 (Distinct elements (Ganguly, 2005)) *Given parameters $M \geq 1, N \geq 1, s \geq 1, \delta \in (0, 1/2)$, there is an algorithm DISTINCT(s, δ) that requires $O(s(\log M + \log N) \log(s/\delta))$ bits to process a stream of insertion/deletion of data items. For each operation (i, \pm) ($i \in [N]$), the algorithm takes $O(\log(s/\delta))$ time. M is an upper bound of the total frequency of all items during the stream. At the end of the stream, if the number of distinct elements is at most s , with probability at least $1 - \delta$ it returns all the distinct elements and their frequencies. It returns **FAIL** otherwise.*

We use DISTINCT as our sub-routine. We set the parameter M and N to be sufficiently large in our case, i.e., $M = N = \Delta^{2d}$. In Algorithm 3, we describe a method which can with probability at least $1 - \delta$ output all the non-empty cells in grid G_i when the total number of non-empty cells is not too large (at most α). Furthermore, if the number of points in a particular cell is not too large (at most β), the algorithm can output all the points in that cell. Notice that Algorithm 3 is only a subroutine of our final algorithm and will only work on some sub-stream of the entire data stream.

Estimating the number of points in each cell. We use Algorithm 3 as a subroutine and design a dynamic streaming algorithm (Algorithm 4) that can estimate the number of points in each cell up to some precision. Furthermore, it also estimates the number of points $|Q_i|$ in crucial cells of each level i .

Sensitivity sampling over a dynamic stream. Since using Algorithm 4 we can estimate the number of points in each cell and the size of each Q_i , the only remaining thing for simulating Algorithm 2 is to draw samples based on their sensitivity upper bounds. In Algorithm 5, we show how to achieve this in a dynamic stream.

Algorithm 5 Sensitivity sampling over a dynamic stream

- 1: **SAMPLING**(o, ϵ, δ):
 - 2: **Input:** a point set $Q \subseteq [\Delta]^d$ described by a stream $\{(p_1, \pm), (p_2, \pm), \dots\}$
 - 3: Run **POINTS ESTIMATION**($o, \epsilon, \delta/2$) in parallel on the input stream. If it returns **FAIL**, output **FAIL**.
 - 4: $\forall i \in \{0, 1, \dots, L\}, T_i(o) \leftarrow (d/g_i)^2 \cdot o/k \cdot 1/100$. ▷ Threshold for heaviness (Algorithm 1).
 - 5: $\widehat{m} \leftarrow \Theta(k\epsilon^{-3}L^4d^7 \log(\frac{dLk}{\delta}) \cdot \frac{1}{\delta})$. ▷ \widehat{m} hash functions needed for m independent samples.
 - 6: $\lambda \leftarrow 10 \lceil (dL + \log(1/\delta) + 1) \rceil$. ▷ λ is the independence parameter.
 - 7: $\forall i \in \{0, 1, \dots, L\}$, choose $h_{i,1}, h_{i,2}, \dots, h_{i,\widehat{m}} : [\Delta]^d \rightarrow \{0, 1\}$.
▷ $\forall j \in [\widehat{m}], h_{i,j}$ is λ -wise independent, $\forall p \in [\Delta]^d, h_{i,j}(p) = 1$ w.p. $\min\{1/(10^4kLT_i(o)), 1\}$.

 - 8: $\alpha \leftarrow \Theta(k\epsilon^{-3}L^3d^7 \log(dLk/\delta)\delta^{-1}), \beta \leftarrow \Theta(\epsilon^{-3}L^3d^7 \log(dLk/\delta)\delta^{-1})$. ▷ α, β : for **STORING**.
 - 9: For $i \in \{0, 1, \dots, L\}$, run **STORING**($G_i, \alpha, \beta, 0.1\delta/L$) (Algorithm 3) in parallel.
▷ Each instance is run on a new stream obtained by splitting each operation (p_t, \pm) from the original input stream into a set of new operations $\{(p_t, j), \pm \mid j \in [\widehat{m}], h_{i,j}(p_t) = 1\}$.
 If any **STORING** returns **FAIL**, output **FAIL**.
 - 10: $\widehat{q}_0, \widehat{q}_1, \dots, \widehat{q}_L, \widehat{f} : \bigcup_{i=0}^L G_i \rightarrow \mathbb{R}_+$ \leftarrow **POINTS ESTIMATION**($o, \epsilon, \delta/2$) in line 3.
 - 11: $\mathcal{C}_i, f_i, S_i \leftarrow$ **STORING**($G_i, \alpha, \beta, 0.1\delta/L$) in line 9.
 - 12: For $i \in \{0, 1, \dots, L\}$, if $\exists C \in \mathcal{C}_i$ marked as crucial in line 3, and $f_i(C) > \beta$, output **FAIL**.
 - 13: $\gamma \leftarrow \epsilon/(40^2Ld^3)$. ▷ Threshold for discarding levels.
 - 14: $I \leftarrow \{i \mid 0 \leq i \leq L, \widehat{q}_i \geq \gamma T_i(o)\}$.
 - 15: $t' \leftarrow \sum_{i \in I} \widehat{q}_i \cdot 10d^3/T_i(o)$. ▷ Total estimated sensitivities.
 - 16: $m \leftarrow \Theta(t'\epsilon^{-2}Ld \log(t'/\delta)), S \leftarrow \emptyset$. ▷ Total number of samples.
 - 17: For $i \in \{0, 1, \dots, L\}$, set $A_i = [\widehat{m}]$.
 - 18: **for** $j = 1 \rightarrow m$ **do**
 - 19: Choose a random level $i \in I$ with probability $(\widehat{q}_i \cdot 10d^3/T_i(o))/t'$.
 - 20: Choose the minimum $j \in A_i$ s.t. $\exists p \in Q_i, (p, j) \in S_i$. If no such j , output **FAIL**.
 - 21: Uniformly choose a point p from the set $\{q \in Q_i \mid (q, j) \in S_i\}$.
 - 22: Update $A_i \leftarrow \{j+1, j+2, \dots, \widehat{m}\}$.
 - 23: Add $(p, t'/(ms'(p)))$ to set S . ▷ $s'(p) = 10d^3/T_i(o)$.
 - 24: **end for**
 - 25: **Output:** the set S
-

Algorithm 6 Coreset construction over a dynamic stream

- 1: **DYNAMIC CORESET**(ϵ):
 - 2: **input:** a point set $Q \subseteq [\Delta]^d$ described by a stream $\{(p_1, \pm), (p_2, \pm), \dots\}$
 - 3: Impose randomly shifted grids $G_{-1}, G_0, G_1, \dots, G_L$ (Definition 7).
 - 4: Run **DISTINCT**($10000k, 0.001$) (Lemma 16) over the input stream in parallel.
 - 5: If line 4 does not output **FAIL**, we output the entire point set Q .
 - 6: For each $u \in [2dL]$, let $o_u = 2^u \cdot 50k$ and run **SAMPLING**($o_u, \epsilon, 0.001/(dL)$) (Algorithm 5) over the input stream in parallel.
 - 7: Set a threshold $h = \Theta(k\epsilon^{-2}L^2d^4 \log(kLd))$.
 - 8: Find the smallest u^* such that **SAMPLING**($o_{u^*}, \epsilon, 0.001/(dL)$) in line 6 does not output **FAIL**, and the returned set S^* has size at most h , i.e., $|S^*| \leq h$.
 - 9: If no such u^* , output **FAIL**. Otherwise, output S^* returned by **SAMPLING**($o_{u^*}, \epsilon, 0.001/(dL)$).
-

The final algorithm. Finally, we use exponential search to enumerate the guesses o . In Algorithm 6, we show the details of how to run Algorithm 5 with different guesses in parallel. Our main theorem is the following.

Theorem 17 Suppose a point set $Q \subseteq [\Delta]^d$ is given by a stream of insertion/deletion operations in the dynamic streaming model (Definition 2). Let $L = \log \Delta$. For given $\epsilon \in (0, 1/2)$, Algorithm 6 uses a single pass over the stream and on termination outputs a k -means ϵ -coreset S (Definition 4) for Q with probability at least 0.9. Furthermore, the size of the coreset is at most $O(k\epsilon^{-2}d^4L^2 \log(kdL))$. The total space used by the algorithm is $\tilde{O}(k) \cdot \text{poly}(dL/\epsilon)$ bits.

5. Conclusion

This paper gives the first k -means coreset construction in the dynamic streaming model using space polynomial in the dimension d and nearly optimal (linear) in k . The algorithm is based on sensitivity sampling, which we believe is a powerful tool and can have broader applications.

References

- Ittai Abraham, Shiri Chechik, Daniel Delling, Andrew V Goldberg, and Renato F Werneck. On dynamic approximate shortest paths for planar graphs with worst-case costs. In *Proceedings of the Twenty-Seventh Annual ACM-SIAM Symposium on Discrete Algorithms (SODA)*, pages 740–753. Society for Industrial and Applied Mathematics, 2016a.
- Ittai Abraham, David Durfee, Ioannis Koutis, Sebastian Krinninger, and Richard Peng. On fully dynamic graph sparsifiers. In *2016 IEEE 57th Annual Symposium on Foundations of Computer Science (FOCS)*, pages 335–344. IEEE, 2016b.
- Marcel R Ackermann, Marcus Märtens, Christoph Raupach, Kamil Swierkot, Christiane Lambersen, and Christian Sohler. Streamkm++: A clustering algorithm for data streams. *Journal of Experimental Algorithmics (JEA)*, 17:2–4, 2012.
- Pankaj K Agarwal, Sariel Har-Peled, and Kasturi R Varadarajan. Approximating extent measures of points. *Journal of the ACM (JACM)*, 51(4):606–635, 2004.
- Kook Jin Ahn, Sudipto Guha, and Andrew McGregor. Graph sketches: sparsification, spanners, and subgraphs. In *Proceedings of the 31st ACM SIGMOD-SIGACT-SIGAI symposium on Principles of Database Systems*, pages 5–14. ACM, 2012a.
- Kook Jin Ahn, Sudipto Guha, and Andrew McGregor. Analyzing graph structure via linear measurements. In *Proceedings of the twenty-third annual ACM-SIAM symposium on Discrete Algorithms*, pages 459–467. Society for Industrial and Applied Mathematics, 2012b.
- Kook Jin Ahn, Sudipto Guha, and Andrew McGregor. Spectral sparsification in dynamic graph streams. In *Approximation, Randomization, and Combinatorial Optimization. Algorithms and Techniques*, pages 1–10. Springer, 2013.
- Daniel Aloise, Amit Deshpande, Pierre Hansen, and Preyas Popat. Np-hardness of euclidean sum-of-squares clustering. *Machine learning*, 75(2):245–248, 2009.
- Brain Babcock, Mayur Datar, Rajeev Motwani, and Liadan O’Callaghan. Maintaining variance and k -medians over data stream windows. In *Proceedings of the twenty-second ACM SIGMOD-SIGACT-SIGART symposium on Principles of database systems*, pages 234–243. ACM, 2003.

- Arturs Backurs, Piotr Indyk, Eric Price, Ilya Razenshiteyn, and David P Woodruff. Nearly-optimal bounds for sparse recovery in generic norms, with applications to k -median sketching. In *Proceedings of the Twenty-Seventh Annual ACM-SIAM Symposium on Discrete Algorithms*, pages 318–337. SIAM, 2016.
- Ziv Bar-Yossef, TS Jayram, Ravi Kumar, D Sivakumar, and Luca Trevisan. Counting distinct elements in a data stream. In *International Workshop on Randomization and Approximation Techniques in Computer Science*, pages 1–10. Springer, 2002.
- Surender Baswana. Streaming algorithm for graph spanners-single pass and constant processing time per edge. *Information Processing Letters*, 106(3):110–114, 2008.
- Surender Baswana, Sumeet Khurana, and Soumojit Sarkar. Fully dynamic randomized algorithms for graph spanners. *ACM Transactions on Algorithms (TALG)*, 8(4):35, 2012.
- Surender Baswana, Manoj Gupta, and Sandeep Sen. Fully dynamic maximal matching in $o(\log n)$ update time. *SIAM Journal on Computing*, 44(1):88–113, 2015.
- Mihir Bellare and John Rompel. Randomness-efficient oblivious sampling. In *Foundations of Computer Science, 1994 Proceedings., 35th Annual Symposium on*, pages 276–287. IEEE, 1994.
- Jon Louis Bentley and James B Saxe. Decomposable searching problems i. static-to-dynamic transformation. *Journal of Algorithms*, 1(4):301–358, 1980.
- Aaron Bernstein and Cliff Stein. Faster fully dynamic matchings with small approximation ratios. In *Proceedings of the Twenty-Seventh Annual ACM-SIAM Symposium on Discrete Algorithms*, pages 692–711. Society for Industrial and Applied Mathematics, 2016.
- Sayan Bhattacharya, Parinya Chalermsook, Kurt Mehlhorn, and Adrian Neumann. New approximability results for the robust k -median problem. In *Scandinavian Workshop on Algorithm Theory*, pages 50–61. Springer, 2014.
- Sayan Bhattacharya, Monika Henzinger, Danupon Nanongkai, and Charalampos Tsourakakis. Space-and time-efficient algorithm for maintaining dense subgraphs on one-pass dynamic streams. In *Proceedings of the forty-seventh annual ACM symposium on Theory of computing*, pages 173–182. ACM, 2015.
- Christos Boutsidis, David P Woodruff, and Peilin Zhong. Optimal principal component analysis in distributed and streaming models. In *Proceedings of the 48th Annual ACM SIGACT Symposium on Theory of Computing (STOC)*, pages 236–249. ACM, <https://arxiv.org/pdf/1504.06729>, 2016.
- Vladimir Braverman, Dan Feldman, and Harry Lang. New frameworks for offline and streaming coresets constructions. *arXiv preprint arXiv:1612.00889*, 2016.
- Vladimir Braverman, Gereon Frahling, Harry Lang, Christian Sohler, and Lin F Yang. Clustering high dimensional dynamic data streams. In *ICML*. <https://arxiv.org/pdf/1706.03887>, 2017.

- Moses Charikar, Chandra Chekuri, Ashish Goel, and Sudipto Guha. Rounding via trees: deterministic approximation algorithms for group steiner trees and k -median. In *Proceedings of the thirtieth annual ACM symposium on Theory of computing*, pages 114–123. ACM, 1998.
- Moses Charikar, Liadan O’Callaghan, and Rina Panigrahy. Better streaming algorithms for clustering problems. In *Proceedings of the thirty-fifth annual ACM symposium on Theory of computing*, pages 30–39. ACM, 2003.
- Ke Chen. On coresets for k -median and k -means clustering in metric and euclidean spaces and their applications. *SIAM Journal on Computing*, 39(3):923–947, 2009.
- Michael B Cohen, Sam Elder, Cameron Musco, Christopher Musco, and Madalina Persu. Dimensionality reduction for k -means clustering and low rank approximation. In *Proceedings of the Forty-Seventh Annual ACM on Symposium on Theory of Computing (STOC)*, pages 163–172. ACM, <https://arxiv.org/pdf/1410.6801>, 2015.
- Vincent Cohen-Addad, Philip N Klein, and Claire Mathieu. Local search yields approximation schemes for k -means and k -median in euclidean and minor-free metrics. In *Foundations of Computer Science (FOCS), 2016 IEEE 57th Annual Symposium on*, pages 353–364. IEEE, 2016.
- Michael S Crouch, Andrew McGregor, and Daniel Stubbs. Dynamic graphs in the sliding-window model. In *European Symposium on Algorithms*, pages 337–348. Springer, 2013.
- Joan Feigenbaum, Sampath Kannan, Andrew McGregor, Siddharth Suri, and Jian Zhang. On graph problems in a semi-streaming model. *Theoretical Computer Science*, 348(2-3):207–216, 2005.
- Dan Feldman and Michael Langberg. A unified framework for approximating and clustering data. In *Proceedings of the 43rd ACM Symposium on Theory of Computing, STOC 2011, San Jose, CA, USA, 6-8 June 2011*, pages 569–578, 2011.
- Dan Feldman and Leonard J Schulman. Data reduction for weighted and outlier-resistant clustering. In *Proceedings of the twenty-third annual ACM-SIAM symposium on Discrete Algorithms*, pages 1343–1354. Society for Industrial and Applied Mathematics, 2012.
- Dan Feldman, Morteza Monemizadeh, and Christian Sohler. A ptas for k -means clustering based on weak coresets. In *Proceedings of the twenty-third annual symposium on Computational geometry*, pages 11–18. ACM, 2007.
- Gereon Frahling and Christian Sohler. Coresets in dynamic geometric data streams. In *Proceedings of the thirty-seventh annual ACM symposium on Theory of computing (STOC)*, pages 209–217. ACM, 2005.
- Gereon Frahling, Piotr Indyk, and Christian Sohler. Sampling in dynamic data streams and applications. In *Symposium on Computational Geometry 2005*, pages 142–149, 2005.
- Zachary Friggstad, Mohsen Rezapour, and Mohammad R Salavatipour. Local search yields a ptas for k -means in doubling metrics. In *Foundations of Computer Science (FOCS), 2016 IEEE 57th Annual Symposium on*, pages 365–374. IEEE, 2016.

- Sumit Ganguly. Counting distinct items over update streams. In *International Symposium on Algorithms and Computation*, pages 505–514. Springer, 2005.
- Ashish Goel, Michael Kapralov, and Sanjeev Khanna. On the communication and streaming complexity of maximum bipartite matching. In *Proceedings of the twenty-third annual ACM-SIAM symposium on Discrete Algorithms*, pages 468–485. SIAM, 2012a.
- Ashish Goel, Michael Kapralov, and Ian Post. Single pass sparsification in the streaming model with edge deletions. *arXiv preprint arXiv:1203.4900*, 2012b.
- Sudipto Guha, Nina Mishra, R. Motwani, and L. O’Callaghan. Clustering data streams. In *FOCS*, pages 359–366, 2000.
- Sariel Har-Peled and Akash Kushal. Smaller coresets for k -median and k -means clustering. In *Proceedings of the twenty-first annual symposium on Computational geometry*, pages 126–134. ACM, 2005.
- Sariel Har-Peled and Soham Mazumdar. On coresets for k -means and k -median clustering. In *Proceedings of the thirty-sixth annual ACM symposium on Theory of computing*, pages 291–300. ACM, 2004.
- Piotr Indyk. Algorithms for dynamic geometric problems over data streams. In *Proceedings of the thirty-sixth annual ACM symposium on Theory of computing*, pages 373–380. ACM, 2004.
- Piotr Indyk and Eric Price. K -median clustering, model-based compressive sensing, and sparse recovery for earth mover distance. In *Proceedings of the forty-third annual ACM symposium on Theory of computing*, pages 627–636. ACM, 2011.
- Anil K Jain. Data clustering: 50 years beyond k -means. *Pattern recognition letters*, 31(8):651–666, 2010.
- Tapas Kanungo, David M Mount, Nathan S Netanyahu, Christine D Piatko, Ruth Silverman, and Angela Y Wu. A local search approximation algorithm for k -means clustering. In *Proceedings of the eighteenth annual symposium on Computational geometry*, pages 10–18. ACM, 2002.
- Michael Kapralov, Yin Tat Lee, CN Musco, CP Musco, and Aaron Sidford. Single pass spectral sparsification in dynamic streams. *SIAM Journal on Computing*, 46(1):456–477, 2017.
- J. Kelner and A. Levin. Spectral sparsification in the semi-streaming setting. In *Symposium on Theoretical Aspects of Computer Science (STACS)*, 2011.
- Amit Kumar, Yogish Sabharwal, and Sandeep Sen. Linear-time approximation schemes for clustering problems in any dimensions. *Journal of the ACM (JACM)*, 57(2):5, 2010.
- Stuart Lloyd. Least squares quantization in pcm. *IEEE transactions on information theory*, 28(2):129–137, 1982.
- Meena Mahajan, Prajakta Nimbhorkar, and Kasturi Varadarajan. The planar k -means problem is np -hard. In *International Workshop on Algorithms and Computation*, pages 274–285. Springer, 2009.

Andrew McGregor. Graph stream algorithms: a survey. *ACM SIGMOD Record*, 43(1):9–20, 2014.

Shanmugavelayutham Muthukrishnan. Data streams: Algorithms and applications. *Foundations and Trends® in Theoretical Computer Science*, 1(2):117–236, 2005.

Christian Sohler and David P. Woodruff. Strong coresets for k -median and subspace approximation, goodbye dimension. In *FOCS*. IEEE, 2018.

Zhao Song, David P Woodruff, and Peilin Zhong. Low rank approximation with entrywise ℓ_1 -norm error. In *Proceedings of the 49th Annual Symposium on the Theory of Computing (STOC)*. ACM, <https://arxiv.org/pdf/1611.00898>, 2017a.

Zhao Song, David P Woodruff, and Peilin Zhong. Relative error tensor low rank approximation. *arXiv preprint arXiv:1704.08246*, 2017b.

Appendix A. Missing Details in Section 3

Proof of Fact 9 Consider an arbitrary point $p \in Q$. Let C_{-1}, C_0, \dots, C_L be the cells which contain p , where $\forall i \in \{-1, 0, 1, \dots, L\}$, the cell C_i is from the grid G_i . According to Algorithm 1, C_{-1} is marked as heavy and C_L cannot be marked as heavy. Let l be the largest integer such that all the cells $C_{-1}, C_0, \dots, C_{l-1}$ are marked as heavy. Then the cell C_l must be marked as crucial, and all the cells $C_{l+1}, C_{l+2}, \dots, C_L$ can not be crucial. Thus, we have $p \in Q_l$ and $\forall i \in \{0, 1, \dots, L\} \setminus \{l\}$, $p \notin Q_i$. ■

Facts 10 and 11 are obvious from the algorithms, so we omit the proofs.

The following claim is useful in the proofs.

Claim 18 Let Q^I and γ be the same as mentioned in Algorithm 2. For $i \in \{0, 1, \dots, L\}$ and any heavy cell $C \in G_{i-1}$, if all the ancestors of C are marked as heavy, then we have $|C \cap Q^I| \geq (1 - 5(L - i)\gamma) \cdot |C \cap Q|$.

Proof The proof is by induction. When $i = L$, consider a heavy cell $C \in G_{L-1}$ whose ancestors are also heavy. If there is no such cell C , then the claim holds directly for $i = L$. Otherwise, according to the construction of Q_0, Q_1, \dots, Q_L , $\forall j \in \{0, 1, \dots, L - 1\}$, we have $Q_j \cap C = \emptyset$ and $(Q \cap C) \subseteq Q_L$. Since C is marked as heavy, we know that $|Q_L \cap C| = |Q \cap C| \geq 0.9T_{L-1}(o) \geq 0.9T_L(o)/4$. It implies that $\hat{q}_L \geq \min(|Q_L| - 0.1\epsilon\gamma T_L(o), (1 - 0.01\epsilon)|Q_L|) \geq \min(|Q \cap C| - 0.1\epsilon\gamma T_L(o), (1 - 0.01\epsilon)|Q \cap C|) \geq \gamma T_L(o)$. Thus, we have $Q_L \subseteq Q^I$ which implies that $|C \cap Q^I| = |C \cap Q_L| = |C \cap Q|$.

Now assume the claim is true for $i + 1, i + 2, \dots, L$. Consider a heavy cell $C \in G_{i-1}$ whose ancestors are also marked as heavy. If there is no such cell C , the claim holds directly for i . Now consider the case when C exists. If level $i \in I$, i.e., $Q_i \subseteq Q^I$, we have

$$\begin{aligned} |C \cap Q^I| &= \sum_{C' \in G_i: C' \text{ is a heavy child of } C} |C' \cap Q^I| + \sum_{C' \in G_i: C' \text{ is a crucial child of } C} |C' \cap Q^I| \\ &= \sum_{C' \in G_i: C' \text{ is a heavy child of } C} |C' \cap Q^I| + |C \cap Q_i| \end{aligned}$$

$$\begin{aligned}
 &\geq (1 - 5(L - i - 1)\gamma) \sum_{C' \in G_i: C' \text{ is a heavy child of } C} |C' \cap Q| + |C \cap Q_i| \\
 &\geq (1 - 5(L - i - 1)\gamma) |C \cap Q| \\
 &\geq (1 - 5(L - i)\gamma) |C \cap Q|.
 \end{aligned}$$

If level $i \notin I$, i.e., $Q_i \not\subseteq Q^I$, we have

$$\sum_{C' \in G_i: C' \text{ is a heavy child of } C} |C' \cap Q| \geq |C \cap Q| - |Q_i| \geq |C \cap Q| - 1.1\gamma T_i(o) \geq (1 - 5\gamma) |C \cap Q|.$$

Thus,

$$\begin{aligned}
 |C \cap Q^I| &\geq \sum_{C' \in G_i: C' \text{ is a heavy child of } C} |C' \cap Q^I| \\
 &\geq (1 - 5(L - i - 1)\gamma) \cdot \sum_{C' \in G_i: C' \text{ is a heavy child of } C} |C' \cap Q| \\
 &\geq (1 - 5(L - i - 1)\gamma)(1 - 5\gamma) |C \cap Q| \\
 &\geq (1 - 5(L - i)\gamma) |C \cap Q|.
 \end{aligned}$$

■

Proof of Lemma 12 Since Q^I is a subset of Q , $\text{cost}(Q^I, Z) \leq \text{cost}(Q, Z)$ is trivial. In the following, we are trying to prove $\text{cost}(Q, Z) \leq (1 + \epsilon/10) \text{cost}(Q^I, Z)$.

We consider an level $i \notin I$, i.e., $Q_i \not\subseteq Q^I$. For a point $p \in Q_i$, all the ancestors of $c_i(p)$ must be heavy. By averaging argument, there must exist a point $q \in c_{i-1}(p) \cap Q^I$ such that

$$\begin{aligned}
 \text{dist}^2(p, Z) &\leq 2 \text{dist}^2(p, q) + 2 \text{dist}^2(q, Z) \\
 &\leq 2dg_{i-1}^2 + 2 \text{dist}^2(q, Z) \\
 &\leq 2dg_{i-1}^2 + 2 \frac{1}{|c_{i-1}(p) \cap Q^I|} \sum_{q \in c_{i-1}(p) \cap Q^I} \text{dist}^2(q, Z) \tag{1}
 \end{aligned}$$

where the first step follows from triangle inequality, the second step follows from definition of the grids, the last step follows from an averaging argument.

According to Claim 18, we have

$$|c_{i-1}(p) \cap Q^I| \geq \frac{1}{2} T_{i-1}(o).$$

Let $Q^N = Q \setminus Q^I$. We can lower bound $\text{cost}(Q, Z)$ in the following sense,

$$\begin{aligned}
 \text{cost}(Q, Z) &= \text{cost}(Q^I, Z) + \text{cost}(Q^N, Z) \\
 &= \text{cost}(Q^I, Z) + \sum_{i \notin I} \sum_{p \in Q_i} \text{dist}^2(p, z) \\
 &\leq \text{cost}(Q^I, Z) + 2 \sum_{i \notin I} \sum_{p \in Q_i} \left(dg_{i-1}^2 + \frac{1}{|c_{i-1}(p) \cap Q^I|} \sum_{q \in c_{i-1}(p) \cap Q^I} \text{dist}^2(q, Z) \right)
 \end{aligned}$$

$$\begin{aligned}
 &\leq \text{cost}(Q^I, Z) + 2 \sum_{i \notin I} \sum_{p \in Q_i} \left(dg_{i-1}^2 + \frac{2}{T_{i-1}(o)} \sum_{q \in c_{i-1}(p) \cap Q^I} \text{dist}^2(q, Z) \right) \\
 &\leq \text{cost}(Q^I, Z) + 2 \sum_{i \notin I} \sum_{p \in Q_i} \left(dg_{i-1}^2 + \frac{2}{T_{i-1}(o)} \sum_{q \in Q^I} \text{dist}^2(q, Z) \right) \\
 &\leq \text{cost}(Q^I, Z) + 2 \sum_{i \notin I} 1.1\gamma T_i(o) \cdot \left(dg_{i-1}^2 + \frac{2}{T_{i-1}(o)} \sum_{q \in Q^I} \text{dist}^2(q, Z) \right) \\
 &\leq \text{cost}(Q^I, Z) + 5L\gamma T_i(o) \cdot \left(dg_{i-1}^2 + \frac{2}{T_{i-1}(o)} \sum_{q \in Q^I} \text{dist}^2(q, Z) \right) \\
 &= \text{cost}(Q^I, Z) + 5L\gamma T_i(o) \cdot \left(dg_{i-1}^2 + \frac{2}{T_{i-1}(o)} \text{cost}(Q^I, Z) \right) \\
 &\leq \text{cost}(Q^I, Z) + 5L\gamma(d^3 o / (25k) + 8 \text{cost}(Q^I, Z)) \\
 &\leq \text{cost}(Q^I, Z) + 5L\gamma(d^3 \text{cost}(Q, Z) / (25k) + 8 \text{cost}(Q^I, Z)).
 \end{aligned}$$

where the second step follows from the definition of the cost, the third step follows from Eq. (1), the fourth step follows from $|c_{i-1}(p) \cap Q^I| \geq T_{i-1}(o)/2$, the fifth step follows from $(c_{i-1}(p) \cap Q^I) \subset Q^I$, the sixth step follows from $|Q_i| \leq 1.1\gamma T_i(o)$, the seventh step follows from $L+1-|I| \leq L+1 \leq 2L$ and $2 \cdot 2 \cdot 1.1 \leq 5$, the ninth step follows from $T_i(o) = 4T_{i-1}(o)$ and $T_i(o) = (d/g_i)^2 \cdot o/k \cdot 1/100$, and the last step follows from $o \leq \text{OPT} \leq \text{cost}(Q, Z)$.

It implies that

$$\frac{\text{cost}(Q, Z)}{\text{cost}(Q^I, Z)} \leq \frac{1 + 40L\gamma}{1 - 5L\gamma d^3 / (25k)} \leq \frac{1 + \epsilon/40}{1 - \epsilon/40} \leq 1 + \epsilon/10,$$

where the second step follows from $\gamma \leq \epsilon / (40^2 L d^3)$, and the last step follows from $\epsilon < 1$. \blacksquare

Proof of Lemma 13 Let $Z \subseteq \mathbb{R}^d$ be an arbitrary set of k centers. Fix a point $p \in Q$. Suppose p is in Q_i , i.e., p is in a crucial cell of G_i . Let $C = c_{i-1}(p)$, i.e., C is the parent cell of the crucial cell that contains p . By Algorithm 1, C and all of its ancestors must be heavy. By Claim 18, $C \cap Q^I$ cannot be empty. Thus, by an averaging argument, there is a point $p' \in C$ such that

$$\text{dist}^2(p', Z) \leq \frac{1}{|C \cap Q^I|} \sum_{q \in C \cap Q^I} \text{dist}^2(q, Z). \quad (2)$$

We have

$$\begin{aligned}
 \frac{\text{dist}^2(p, Z)}{\sum_{q \in Q^I} \text{dist}^2(q, Z)} &\leq 2 \frac{\text{dist}^2(p', Z)}{\sum_{q \in Q^I} \text{dist}^2(q, Z)} + 2 \frac{\text{dist}^2(p, p')}{\sum_{q \in Q^I} \text{dist}^2(q, Z)} \\
 &\leq 2 \frac{\sum_{q \in C \cap Q^I} \text{dist}^2(q, Z)}{|C \cap Q^I| \sum_{q \in Q^I} \text{dist}^2(q, Z)} + 2 \frac{dg_{i-1}^2}{\sum_{q \in Q^I} \text{dist}^2(q, Z)} \\
 &\leq 2 \frac{\sum_{q \in Q^I} \text{dist}^2(q, Z)}{|C \cap Q^I| \sum_{q \in Q^I} \text{dist}^2(q, Z)} + 2 \frac{dg_{i-1}^2}{\sum_{q \in Q^I} \text{dist}^2(q, Z)}
 \end{aligned}$$

$$\begin{aligned}
 &= 2 \frac{1}{|C \cap Q^I|} + 2 \frac{dg_{i-1}^2}{\sum_{q \in Q^I} \text{dist}^2(q, Z)} \\
 &\leq 2 \frac{1}{|C \cap Q^I|} + 4 \frac{dg_{i-1}^2}{\text{OPT}} \\
 &\leq 2 \frac{1}{|C \cap Q^I|} + 16 \frac{dg_i^2}{\text{OPT}} \\
 &\leq 2 \frac{1}{|C \cap Q^I|} + \frac{d^3 o}{T_i(o)k \text{OPT}} \\
 &\leq 9 \frac{1}{T_i(o)} + \frac{d^3 o}{T_i(o)k \text{OPT}} \\
 &\leq 9 \frac{1}{T_i(o)} + \frac{d^3}{T_i(o)} \\
 &\leq 10 \frac{d^3}{T_i(o)}
 \end{aligned}$$

where the first step follows from triangle inequality, the second step follows from Eq. (2) and $p' \in c_{i-1}(p)$, the fifth step follows from $\sum_{q \in Q^I} \text{dist}^2(q, Z) \geq (1 - \epsilon) \text{cost}(Q, Z) \geq \text{OPT} / 2$ (Lemma 12), the sixth step follows from $g_{i-1}^2 \leq 4g_i^2$, the seventh step follows from $T_i(o) = \frac{d^2}{g_i^2} \frac{o}{100k}$, the eighth step follows from $T_i(o) = 4T_{i-1}(o) \leq 4.5|C \cap Q^I|$ (Claim 18 and $|C \cap Q| \geq 0.9T_{i-1}(o)$), the ninth step follows from $1/k \leq 1, o \leq \text{OPT}$. \blacksquare

Proof of Lemma 14 Fix an $i \in \{0, 1, \dots, L\}$ and consider the grid G_i . For each optimal center z_j^* , we use $X_{j,\alpha}$ to denote the indicator random variable for the event that the distance from z_j^* to the boundary in dimension α of the grid G_i is at most $g_i/(2d)$. Since in each dimension, if the center is close to a boundary, it contributes a factor at most 2 to the total number of center cells. It follows that the number of cells that have distance at most $g_i/(2d)$ to z_j^* is at most

$$N = 2^{\sum_{\alpha=1}^d X_{j,\alpha}}.$$

We denote $Y_{j,\alpha}$ to be $2^{X_{j,\alpha}}$, then

$$\mathbf{E}[N] = \mathbf{E} \left[\prod_{\alpha=1}^d Y_{j,\alpha} \right] = \prod_{\alpha=1}^d \mathbf{E}[Y_{j,\alpha}].$$

By using $\Pr[X_{j,\alpha} = 1] \leq (2g_i/(2d))/g_i = 1/d$, we obtain

$$\mathbf{E}[Y_{j,\alpha}] \leq \mathbf{E}[1 + X_{j,\alpha}] = 1 + \mathbf{E}[X_{j,\alpha}] \leq 1 + 1/d.$$

Thus $\mathbf{E}[N] = \prod_{\alpha=1}^d \mathbf{E}[Y_{j,\alpha}] \leq (1 + 1/d)^d \leq e$. The expected number of center cells in a single grid is at most $(1 + 1/d)^d k \leq ek \leq 3k$. By linearity of expectation, the expected number of center cells in all grids is at most $ek(L + 1) \leq 6kL$. By Markov's inequality, the probability that we have more than $100kL$ center cells in all grids is at most 0.06. \blacksquare

Proof of Lemma 15

$$\sum_{p \in Q} s'(p) = \sum_{i=0}^L \sum_{p \in Q_i} 10 \frac{d^3}{T_i(o)}$$

$$\begin{aligned}
 &= 10d^3 \sum_{i=0}^L \frac{1}{T_i(o)} \left(\sum_{\text{center cell } C \in G_i} |C \cap Q_i| + \sum_{\text{non-center cell } C \in G_i} |C \cap Q_i| \right) \\
 &\leq 10d^3 \sum_{i=0}^L \frac{1}{T_i(o)} \left(\sum_{\text{center cell } C \in G_i} 1.1T_i(o) + \frac{\text{OPT}}{g_i^2/(2d)^2} \right) \\
 &\leq 11d^3 \cdot (\# \text{ of center cells}) + 4000d^3 Lk \cdot \frac{\text{OPT}}{o} \\
 &\leq 1100d^3 Lk + 4000d^3 Lk \cdot \frac{\text{OPT}}{o} \\
 &\leq 4000d^3 Lk \cdot \left(\frac{\text{OPT}}{o} + 1 \right),
 \end{aligned}$$

where the first step follows from the definition of $s'(p)$, the third step follows from

1. if $C \in G_i$ and $C \cap Q_i \neq \emptyset$, then $|C \cap Q_i| = |C \cap Q| \leq 1.1T_i(o)$;
2. if p is in a non-center cell $C \in G_i$, then $\text{dist}^2(p, Z^*) \geq g_i^2/(2d)^2$,

the forth step follows from $g_i^2/d^2 = o/(100kT_i(o))$, the fifth step follows from that the total number of center cells is bounded by $100kL$. \blacksquare

Appendix B. Missing Details in Section 4

In this section, we give all the missing details in Section 4.

B.1. The Dynamic Point-Cell Storing Data Structure

The following lemma shows the guarantee of Algorithm 3.

Lemma 19 *Given parameters $i \in [L], \alpha, \beta \in \mathbb{N}_+, \delta \in (0, 0.5)$, $\text{STORING}(G_i, \alpha, \beta, \delta)$ (Algorithm 3) uses $O(\alpha\beta dL \cdot \log^2(\alpha\beta/\delta))$ bits to process a stream $\{((p_1, l_1), \pm), ((p_2, l_2), \pm), \dots\}$ of insertion/deletion operations of data points. At the end of the stream, if the number of non-empty cells in G_i is at most α , then with probability at least $1 - \delta$ it returns the set \mathcal{C} of all the non-empty cells, the number of points $f(C)$ in each cell $C \in \mathcal{C}$, and the set S of points in all the non-empty cells that contain at most β points. It returns **FAIL** otherwise.*

Proof If the number of non-empty cells of G_i at the end of the stream is more than α , then according to line 3 of Algorithm 3 and Lemma 16, Algorithm 3 must output **FAIL**.

Now consider the case when the total number of non-empty cells is at most α . According to Lemma 16, with probability at least $1 - \delta/4$, line 3 of Algorithm 3 will return the set \mathcal{C} of all the non-empty cells of G_i and the number of points $f(C)$ for each cell $C \in \mathcal{C}$. For each $C \in \mathcal{C}$ with $|C| \leq \beta$, since $|\mathcal{C}| \leq \alpha$, the probability that $\exists j \in [r]$ such that $\forall C' \in \mathcal{C}, h_j(C') \neq h_j(C)$ is at least $1 - 1/2^r \geq 1 - \delta/(4\alpha)$ and furthermore the probability that the $(j, h_j(C))$ -th copy of $\text{DISTINCT}(\beta, \delta/(2\alpha))$ in line 5 of Algorithm 3 will output all the points in C is at least $1 - \delta/(2\alpha)$. By taking union bound, the overall probability that Algorithm 3 does not output **FAIL** is at most $1 - \delta/4 - (\delta/(2\alpha) + \delta/(4\alpha)) \cdot \alpha = 1 - \delta$.

According to Lemma 16, the space needed by line 3 of Algorithm 3 is $O(\alpha d L \cdot \log(\alpha/\delta))$ bits and the space needed of each copy in line 5 of Algorithm 3 is $O(\beta d L \cdot \log(\alpha\beta/\delta))$ bits. Thus, the total space needed is at most $O(\alpha\beta d L \cdot \log^2(\alpha\beta/\delta))$. \blacksquare

B.2. Estimating the Number of Points in Each Cell

Now let us analyze Algorithm 4. We need the following high concentration bound in our analysis.

Theorem 20 (Bellare and Rompel (1994)) *Let λ be an even integer, and let X be the sum of n λ -wise independent random variables taking values in $[0, 1]$. Let $\mu = \mathbf{E}[X]$ and $a > 0$. Then we have*

$$\Pr \left[|X - \mu| > a \right] \leq 8 \cdot \left(\frac{\lambda\mu + \lambda^2}{a^2} \right)^{\lambda/2}.$$

Lemma 21 (Samples from each cell) *In POINTSESTIMATION(o, ϵ, δ) (Algorithm 4), with probability at least $1 - \delta/10$, $\forall i \in \{0, 1, \dots, L\}$ with $T_i(o) \geq 4 \cdot 10^4 \lambda$, $\forall C \in G_i$, we have either*

$$\sum_{p \in C \cap Q} h_i(p) \in |C \cap Q| \cdot \frac{4 \cdot 10^4 \lambda}{T_i(o)} \pm 4 \cdot 10^3 \lambda$$

or

$$\sum_{p \in C \cap Q} h_i(p) \in |C \cap Q| \cdot \frac{4 \cdot 10^4 \lambda}{T_i(o)} \cdot (1 \pm 0.01).$$

Proof Consider a cell $C \in G_i$. If $|C \cap Q| \leq T_i(o)$, then $\mu = \mathbf{E} \left[\sum_{p \in C \cap Q} h_i(p) \right] = 4 \cdot 10^4 \lambda |C \cap Q| / T_i(o) \leq 4 \cdot 10^4 \lambda$. According to Theorem 20, we have

$$\Pr \left[\left| \sum_{p \in C \cap Q} h_i(p) - \mu \right| > 4 \cdot 10^3 \lambda \right] \leq 8 \cdot \left(\frac{4 \cdot 10^4 \lambda^2 + \lambda^2}{(4 \cdot 10^3 \lambda)^2} \right)^{\lambda/2} \leq 8 \cdot (1/2)^{\lambda/2} \leq (\delta/\Delta^d)^5.$$

If $|C \cap Q| > T_i(o)$, then $\mu = \mathbf{E} \left[\sum_{p \in C \cap Q} h_i(p) \right] = 4 \cdot 10^4 \lambda |C \cap Q| / T_i(o) > 4 \cdot 10^4 \lambda$. According to Theorem 20, we have

$$\Pr \left[\left| \sum_{p \in C \cap Q} h_i(p) - \mu \right| > 0.01\mu \right] \leq 8 \cdot \left(\frac{\lambda\mu + \lambda^2}{(0.01\mu)^2} \right)^{\lambda/2} \leq 8 \cdot (1/2)^{\lambda/2} \leq (\delta/\Delta^d)^5.$$

By taking union bound over all $i \in \{0, 1, \dots, L\}$ and all the cells in G_i , the claim is proved. \blacksquare

Lemma 22 (Estimating the number of points in each cell) *If POINTSESTIMATION(o, ϵ, δ) (Algorithm 4) does not output **FAIL**, then with probability at least $1 - \delta/10$, $\forall i \in \{0, 1, \dots, L\}$, $C \in G_i$, either $\hat{f}(C) \in |C \cap Q| \pm 0.1T_i(o)$ or $\hat{f}(C) \in (1 \pm 0.01)|C \cap Q|$.*

Proof Suppose POINTSESTIMATION(o, ϵ, δ) does not output **FAIL**. According to Lemma 19, $\forall i \in \{0, 1, \dots, L\}$ and $\forall C \in G_i$, $f_i(C) = \sum_{p \in C \cap Q} h_i(p)$. If $T_i(o) \leq 4 \cdot 10^4 \lambda$, then $\widehat{f}(C) = f_i(C) = \sum_{p \in C \cap Q} h_i(p) = |C \cap Q|$.

Due to Lemma 21, with probability at least $1 - \delta/10$, $\forall i \in \{0, 1, \dots, L\}$ with $T_i(o) > 4 \cdot 10^4 \lambda$ and $\forall C \in G_i$, either $f_i(C) \in |C \cap Q| \cdot \frac{4 \cdot 10^4 \lambda}{T_i(o)} \pm 4 \cdot 10^3 \lambda$ or $f_i(C) \in |C \cap Q| \cdot \frac{4 \cdot 10^4 \lambda}{T_i(o)} \cdot (1 \pm 0.01)$. Thus, either $\widehat{f}(C) \in |C \cap Q| \pm 0.1 T_i(o)$ or $\widehat{f}(C) \in (1 \pm 0.01) |C \cap Q|$. \blacksquare

Lemma 23 (Samples from each Q_i) In POINTSESTIMATION(o, ϵ, δ) (Algorithm 4), with probability at least $1 - \delta/10$, $\forall i \in \{0, 1, \dots, L\}$ with $T_i(o) \geq 4 \cdot 10^4 \epsilon^{-2} \gamma^{-1} \lambda$, $\forall C \in G_i$, either

$$\sum_{p \in Q_i} h'_i(p) \in |Q_i| \cdot \frac{4 \cdot 10^4 \epsilon^{-2} \gamma^{-1} \lambda}{T_i(o)} \pm 4 \cdot 10^3 \epsilon^{-1} \lambda$$

or

$$\sum_{p \in Q_i} h'_i(p) \in |Q_i| \cdot \frac{4 \cdot 10^4 \epsilon^{-2} \gamma^{-1} \lambda}{T_i(o)} \cdot (1 \pm 0.01 \epsilon).$$

Proof If $|Q_i| \leq \gamma T_i(o)$, then $\mu = \mathbf{E} \left[\sum_{p \in Q_i} h'_i(p) \right] = 4 \cdot 10^4 \epsilon^{-2} \gamma^{-1} \lambda |Q_i| / T_i(o) \leq 4 \cdot 10^4 \epsilon^{-2} \lambda$. According to Theorem 20, we have

$$\Pr \left[\left| \sum_{p \in Q_i} h'_i(p) - \mu \right| > 4 \cdot 10^3 \epsilon^{-1} \lambda \right] \leq 8 \cdot \left(\frac{4 \cdot 10^4 \epsilon^{-2} \lambda^2 + \lambda^2}{(4 \cdot 10^3 \epsilon^{-1} \lambda)^2} \right)^{\lambda/2} \leq 8 \cdot (1/2)^{\lambda/2} \leq (\delta / \Delta^d)^5.$$

If $|Q_i| > \gamma T_i(o)$, then $\mu = \mathbf{E} \left[\sum_{p \in Q_i} h'_i(p) \right] = 4 \cdot 10^4 \epsilon^{-2} \gamma^{-1} \lambda |Q_i| / T_i(o) > 4 \cdot 10^4 \epsilon^{-2} \lambda$. According to Theorem 20, we have

$$\Pr \left[\left| \sum_{p \in Q_i} h'_i(p) - \mu \right| > 0.01 \epsilon \mu \right] \leq 8 \cdot \left(\frac{\lambda \mu + \lambda^2}{(0.01 \epsilon \mu)^2} \right)^{\lambda/2} \leq 8 \cdot (1/2)^{\lambda/2} \leq (\delta / \Delta^d)^5.$$

By taking union bound over all $i \in \{0, 1, \dots, L\}$, the claim is proved. \blacksquare

Lemma 24 (\widehat{q}_i can estimate $|Q_i|$ well) If POINTSESTIMATION(o, ϵ, δ) (Algorithm 4) does not output **FAIL**, then with probability at least $1 - \delta/10$, $\forall i \in \{0, 1, \dots, L\}$, either $\widehat{q}_i \in |Q_i| \pm 0.1 \epsilon \gamma T_i(o)$ or $\widehat{q}_i \in (1 \pm 0.01 \epsilon) |Q_i|$.

Proof Suppose POINTSESTIMATION(o, ϵ, δ) does not output **FAIL**. According to Lemma 19, $\forall i \in \{0, 1, \dots, L\}$, $f'_i(C) = \sum_{p \in Q_i} h'_i(p)$. If $T_i(o) \leq 4 \cdot 10^4 \epsilon^{-2} \gamma^{-1} \lambda$, then $\widehat{q}_i = \sum_{C \in G_i: C \text{ is crucial}} f'_i(C) = \sum_{p \in Q_i} h'_i(p) = |Q_i|$.

Due to Lemma 23, with probability at least $1 - \delta/10$, $\forall i \in \{0, 1, \dots, L\}$ with $T_i(o) > 4 \cdot 10^4 \epsilon^{-2} \gamma^{-1} \lambda$, either

$$\sum_{C \in G_i: C \text{ is crucial}} f'_i(C) \in |Q_i| \cdot \frac{4 \cdot 10^4 \epsilon^{-2} \gamma^{-1} \lambda}{T_i(o)} \pm 4 \cdot 10^3 \epsilon^{-1} \lambda$$

or

$$\sum_{C \in G_i: C \text{ is crucial}} f'_i(C) \in |Q_i| \cdot \frac{4 \cdot 10^4 \epsilon^{-2} \gamma^{-1} \lambda}{T_i(o)} \cdot (1 \pm 0.01\epsilon).$$

Thus, either $\hat{q}_i \in |Q_i| \pm 0.1\epsilon \gamma T_i(o)$ or $\hat{q}_i \in (1 \pm 0.01\epsilon)|Q_i|$. \blacksquare

Lemma 25 (Number of points sampled from non-center cells) *In POINTSESTIMATION(o, ϵ, δ) (Algorithm 4), with probability at least $1 - \delta/10$, $\forall i \in \{0, 1, \dots, L\}$, we have*

$$\sum_{\text{non-center cell } C \in G_i} \sum_{p \in C \cap Q} h_i(p) \leq 4 \cdot 10^3 \lambda + 1.01 \cdot \frac{4 \cdot 10^4 \lambda}{T_i(o)} \sum_{\text{non-center cell } C \in G_i} |C \cap Q|$$

and

$$\sum_{\text{non-center cell } C \in G_i} \sum_{p \in C \cap Q} h'_i(p) \leq 4 \cdot 10^3 \epsilon^{-1} \lambda + 1.01 \cdot \frac{4 \cdot 10^4 \epsilon^{-2} \gamma^{-1} \lambda}{T_i(o)} \sum_{\text{non-center cell } C \in G_i} |C \cap Q|.$$

Proof The proof is exactly the same as the proofs of Lemmas 21 and 23. \blacksquare

Lemma 26 $\forall i \in \{0, 1, \dots, L\}$,

$$\sum_{\text{non-center cell } C \in G_i} \frac{|C \cap Q|}{T_i(o)} \leq 400k \cdot (\text{OPT} / o).$$

Proof

$$\begin{aligned} & \sum_{\text{non-center cell } C \in G_i} |C \cap Q| \\ & \leq \frac{\text{OPT}}{(g_i/(2d))^2} = 400k T_i(o) \cdot \frac{\text{OPT}}{o}. \end{aligned}$$

\blacksquare

Lemma 27 (The success probability) *Condition on the number of center cells of all the grids is at most $100kL$. If $o \in (\text{OPT}/16, \text{OPT}]$, then POINTSESTIMATION(o, ϵ, δ) (Algorithm 4) does not output **FAIL** with probability at least $1 - 3\delta/10$.*

Proof Let $o \geq \text{OPT}/16$, according to Lemma 26 and Lemma 25, with probability at least $1 - \delta/10$, $\forall i \in \{0, 1, \dots, L\}$, we have

$$\sum_{\text{non-center cell } C \in G_i} \sum_{p \in C \cap Q} h_i(p) \leq 4 \cdot 10^3 \lambda + 1.01 \cdot 4 \cdot 10^4 \lambda \cdot 6400k \leq 10^{11} k d L \log(1/\delta)$$

and

$$\sum_{\text{non-center cell } C \in G_i} \sum_{p \in C \cap Q} h'_i(p) \leq 4 \cdot 10^3 \epsilon^{-1} \lambda + 1.01 \cdot 4 \cdot 10^4 \epsilon^{-2} \gamma^{-1} \lambda \cdot 6400k \leq 10^{15} \cdot \epsilon^{-3} k L^2 d^4.$$

Since the number of center cells is at most $100kL$, the total number of cells which contains some p with $h_i(p) = 1$ is at most $10^{12}kdL \log(1/\delta) \leq \alpha$, and the total number of cells which contains some p with $h'_i(p) = 1$ is at most $10^{16}\epsilon^{-3}kL^2d^4 \leq \alpha'$. According to Lemma 19, with probability at least $1 - 2\delta/10$, none the call of STORING will return **FAIL**. Thus the overall probability that Algorithm 4 does not output **FAIL** is at last $1 - 3\delta/10$. ■

Lemma 28 (Space of Algorithm 4) POINTSESTIMATION(o, ϵ, δ) (Algorithm 4) uses space at most $O(k\epsilon^{-3}L^4d^5 \cdot \log^2(kLd/(\epsilon\delta)))$ bits.

Proof The total space used is dominated by the space needed to run $L + 1$ copies of STORING($G_i, \alpha', 1, 0.1\delta/L$) in line 9 of Algorithm 4. According to Lemma 19, the total space needed is $O(L \cdot \alpha' dL \log^2(L\alpha'/\delta)) = O(k\epsilon^{-3}L^4d^5 \cdot \log^2(kLd/(\epsilon\delta)))$ bits. ■

B.3. Sensitivity Sampling over a Dynamic Stream

Now we analyze Algorithm 5.

Fact 29 If SAMPLING(o, ϵ, δ) (Algorithm 5) does not output **FAIL**, then line 21 can be implemented, and p is a uniform sample drawn from Q_i .

Proof Although Q_i cannot be stored explicitly, $\forall p \in Q$, we are able to determine whether $p \in Q_i$ since we can use \hat{f} to find all the crucial cells and check whether p is in a crucial cell of G_i .

Suppose SAMPLING(o, ϵ, δ) does not output **FAIL**. According to Lemma 19 and the condition in line 12, $\forall j \in [\hat{m}]$, we have $\{(p, j) \mid p \in Q_i, h_{i,j}(p) = 1\} \subseteq S_i$. Since $\forall x, y \in Q_i$, $\Pr[h_{i,j}(x) = 1] = \Pr[h_{i,j}(y) = 1]$, then the sample p in line 21 is drawn uniformly from Q_i . ■

Lemma 30 (Correctness of Algorithm 5) Suppose $o \in (0, \text{OPT}]$. If SAMPLING(o, ϵ, δ) (Algorithm 5) does not output **FAIL**, then with probability at least $1 - \delta/5$, the output S by SAMPLING(o, ϵ, δ) is an ϵ -coreset for Q . Furthermore, the size $|S|$ is at most $O(k\epsilon^{-2}L^2d^4 \log(kLd) \cdot (\text{OPT}/o + 1))$.

Proof Due to Lemma 22 and Lemma 24, with probability at least $1 - \delta/10$, $\forall C \in \bigcup_{i=0}^L G_i$, either $\hat{f}(C) \in |C \cap Q| \pm 0.1T_i(o)$ or $\hat{f}(C) \in (1 \pm 0.01)|C \cap Q|$ and $\forall i \in \{0, 1, \dots, L\}$, either $\hat{q}_i \in |Q_i| \pm 0.1\epsilon\gamma T_i(o)$ or $\hat{q}_i \in (1 \pm 0.01\epsilon)|Q_i|$, where Q_0, Q_1, \dots, Q_L are defined by using the estimation $\hat{f}(\cdot)$ (Algorithm 1 or Algorithm 4). According to Fact 29, the sampling procedure can be implemented. Then by Theorem⁶ 8, with probability at least $1 - \delta/10$, the output set S is an ϵ -coreset for Q . By taking union bound, with probability $1 - \delta/5$, the set S is an ϵ -coreset for Q . ■

Now let us consider the success probability of Algorithm 5. Since we know the success probability of POINTSESTIMATION($o, \epsilon, \delta/2$) in line 3 of Algorithm 5 and the success probability of STORING($G_i, \alpha, \beta, 0.1\delta/L$) in line 9, we only need to analyze the success probability in line 20 of Algorithm 5. To make line 20 succeed, we need to find enough samples from Q_i , i.e., we hope that $\sum_{j=1}^{\hat{m}} \mathbf{1}(|\{p \in Q_i \mid h_{i,j}(p) = 1\}| > 0)$ is large. In the following analysis, we will show that $\sum_{j=1}^{\hat{m}} \mathbf{1}(|\{p \in Q_i \mid h_{i,j}(p) = 1\}| > 0)$ is large. First, we show that the number of samples drawn from level i is bounded.

6. The proof is slightly different since Theorem 8 only claims a constant success probability. See Section 3.3 for the detailed proof of Theorem 8.

Lemma 31 (Number of samples from each level) *Let I be the set computed in $\text{SAMPLING}(o, \epsilon, \delta)$ (Algorithm 5). With probability at least $1 - \delta/10$, $\forall i \in I$, the number of times that i is chosen in line 19 of Algorithm 5 is at most*

$$O\left(\epsilon^{-2} L d^4 \log(t'/\delta) \cdot \frac{L}{\delta} \cdot \frac{\hat{q}_i}{T_i(o)}\right).$$

Proof For $i \in I$, the expected number of times that i is chosen is $O(m \cdot \hat{q}_i \cdot d^3/T_i(o)/t')$. By Markov's inequality, with probability at least $1 - \delta/(20L)$, the number of times that i is chosen in line 19 of Algorithm 5 is at most $O\left(\epsilon^{-2} L d^4 \log(t'/\delta) \cdot \frac{L}{\delta} \cdot \frac{\hat{q}_i}{T_i(o)}\right)$. By taking union bound over all $i \in I$, we complete the proof. \blacksquare

Lemma 32 (Bounding t') *Consider $o \geq \text{OPT}/16$. Condition on $\hat{f} : \bigcup_{i=0}^L G_i \rightarrow \mathbb{R}_+$ (in Algorithm 5) is good (Lemma 21), $\hat{q}_0, \hat{q}_1, \dots, \hat{q}_L$ (in Algorithm 5) are good (Lemma 23), and the number of center cells is at most $100kL$, then we have $t' \leq 10^6 d^3 Lk$.*

Proof

$$\begin{aligned} t' &= \sum_{i \in I} \hat{q}_i \cdot 10d^3/T_i(o) \\ &\leq \sum_{i \in I} |Q_i| \cdot 20d^3/T_i(o) \\ &\leq \sum_{i=0}^L |Q_i| \cdot 20d^3/T_i(o) \\ &\leq 2 \cdot 4000d^3 Lk \cdot 20 \\ &\leq 10^6 d^3 Lk, \end{aligned}$$

where the first inequality follows by $\forall i \in I, \hat{q}_i \geq \gamma T_i(o)$ and either $\hat{q}_i \in |Q_i| \pm 0.1\epsilon\gamma T_i(o)$ or $\hat{q}_i \in (1 \pm 0.01\epsilon)|Q_i|$, the second inequality follows by $I \subseteq \{0, 1, \dots, L\}$, the third inequality follows by Lemma 15 and $o \geq \text{OPT}/16$. \blacksquare

Lemma 33 (Number of crucial points in each level) *Consider $o \geq \text{OPT}/16$. Conditioning on $\hat{f} : \bigcup_{i=0}^L G_i \rightarrow \mathbb{R}_+$ (in Algorithm 5) is good (Lemma 22) and the number of center cells is at most $100kL$, we have:*

$$\frac{|Q_i|}{T_i(o)} \leq 7000kL.$$

Proof

$$\begin{aligned} \frac{|Q_i|}{T_i(o)} &= \sum_{\text{center crucial cell } C \in G_i} \frac{|C \cap Q|}{T_i(o)} + \sum_{\text{non-center crucial cell } C \in G_i} \frac{|C \cap Q|}{T_i(o)} \\ &\leq 110kL + 400k(\text{OPT}/o) \end{aligned}$$

$$\leq 7000kL,$$

where the first inequality follows by that the number of center cells is at most $100kL$, the number points in a crucial cell is at most $1.1T_i(o)$ and Lemma 26. \blacksquare

Lemma 34 (The number of samples is large) *Consider $o \geq \text{OPT}/16$. Conditioning on $\hat{f} : \bigcup_{i=0}^L G_i \rightarrow \mathbb{R}_+$ (in Algorithm 5) is good (Lemma 21), $\hat{q}_0, \hat{q}_1, \dots, \hat{q}_L$ (in Algorithm 5) are good (Lemma 23), and the number of center cells is at most $100kL$, with probability at least $1 - \delta/10$, $\forall i \in I$, we have:*

$$\sum_{j=1}^{\hat{m}} \mathbf{1}(|\{p \in Q_i \mid h_{i,j}(p) = 1\}| > 0) \geq \Omega \left(\epsilon^{-2} L d^4 \log \left(\frac{dLk}{\delta} \right) \cdot \frac{L}{\delta} \cdot \frac{\hat{q}_i}{T_i(o)} \right).$$

Proof Consider a fixed $i \in I$. $\forall j \in [\hat{m}]$, by union bound, we have

$$\Pr_{h_{i,j}} [\exists p \in Q_i, h_{i,j}(p) = 1] \leq \frac{|Q_i|}{10^4 k L T_i(o)} < 1,$$

where the inequality follows by Lemma 33. Thus $\lceil 10^4 k L T_i(o) / |Q_i| \rceil \leq 2 \cdot 10^4 k L T_i(o) / |Q_i|$. Let $b = 10 \cdot \lceil 10^4 k L T_i(o) / |Q_i| \rceil$. Let $r = \lfloor \hat{m} / b \rfloor \geq \hat{m} \cdot |Q_i| / (2 \cdot 10^5 k L T_i(o)) - 1$. Since $i \in I$, we have $|Q_i| / T_i(o) \geq \frac{1}{2} \gamma$. Since $\hat{m} \geq 10^9 k L / \gamma$, we have $r \geq \hat{m} / (4 \cdot 10^5 k L) \cdot |Q_i| / T_i(o)$. For $s \in [r]$, we can define a random variable Y_s ,

$$Y_s = \sum_{j=(s-1) \cdot b + 1}^{s \cdot b} \sum_{p \in Q_i} h_{i,j}(p).$$

We have $\mathbf{E}[Y_s] = b \cdot |Q_i| / (10^4 k L T_i(o))$. Thus, $E[Y_s] \in [10, 20]$. Since Y_s is a sum of several (at least) pairwise independent unit random variables, $\mathbf{Var}[Y_s] \leq 20$. Thus, by Chebyshev's inequality, we have

$$\Pr[|Y_s - \mathbf{E}[Y_s]| \geq 9] \leq 20/81 \leq 0.25.$$

Define X_s be the random variable such that $X_s = \mathbf{1}(Y_s \geq 1)$. Then $\mathbf{E} \left[\sum_{s \in [r]} X_s \right] \geq 0.75r$. By Chernoff bound, we know that

$$\Pr \left[\sum_{s \in [r]} X_s \leq 0.5r \right] \leq 2^{-r/20} \leq 0.01\delta/L,$$

where the last inequality follows by $r \geq \hat{m} / (4 \cdot 10^5 k L) \cdot \gamma / 2 \geq 20 \log(100L/\delta)$.

Since \hat{m} is sufficiently large, i.e.,

$$\hat{m} \geq \Omega \left(k \epsilon^{-2} L^3 d^4 \log \left(\frac{dLk}{\delta} \right) \cdot \frac{1}{\delta \gamma} \right) \geq \Omega \left(k \epsilon^{-3} L^4 d^7 \log \left(\frac{dLk}{\delta} \right) \cdot \frac{1}{\delta} \right),$$

we have

$$r \geq \widehat{m}/(4 \cdot 10^5 kL) \cdot |Q_i|/T_i(o) \geq \Omega \left(\epsilon^{-2} L d^4 \log \left(\frac{dLk}{\delta} \right) \cdot \frac{L}{\delta} \cdot \frac{\widehat{q}_i}{T_i(o)} \right),$$

where the last inequality follows by $\widehat{q}_i = \Theta(|Q_i|)$. Notice that

$$\Pr \left[\sum_{j=1}^{\widehat{m}} \mathbf{1}(|\{p \in Q_i \mid h_{i,j}(p) = 1\}| > 0) \geq 0.5r \right] \geq \Pr \left[\sum_{s \in [r]} X_s \geq 0.5r \right] \geq 1 - 0.01\delta/L.$$

Thus, with probability at least $1 - 0.01\delta/L$,

$$\sum_{j=1}^{\widehat{m}} \mathbf{1}(|\{p \in Q_i \mid h_{i,j}(p) = 1\}| > 0) \geq \Omega \left(\epsilon^{-2} L d^4 \log \left(\frac{dLk}{\delta} \right) \cdot \frac{L}{\delta} \cdot \frac{\widehat{q}_i}{T_i(o)} \right).$$

By taking the union bound over $i \in I$, we complete the proof. \blacksquare

Lemma 35 (Sampling stage succeeds) *Consider $o \geq \text{OPT}/16$. Conditioning on $\widehat{f} : \bigcup_{i=0}^L G_i \rightarrow \mathbb{R}_+$ (in Algorithm 5) is good (Lemma 21), $\widehat{q}_0, \widehat{q}_1, \dots, \widehat{q}_L$ (in Algorithm 5) are good (Lemma 23), and the number of center cells is at most $100kL$, if SAMPLING(o, ϵ, δ) does not output **FAIL** before line 18 of Algorithm 5, then with probability at least $1 - \delta/5$, it will not output **FAIL**.*

Proof According to Lemma 31 and Lemma 32, with probability at least $1 - \delta/10$, $\forall i \in I$, the sampling procedure will not request too many samples from level i . According to Lemma 34, with probability at least $1 - \delta/10$, the number of samples needed for each level $i \in I$ is enough. Thus, with probability at least $1 - \delta/5$, the algorithm will not output **FAIL**. \blacksquare

Lemma 36 (Samples can fit into the space) *Suppose $o \geq \text{OPT}/16$. Conditioning on $\widehat{f} : \bigcup_{i=0}^L G_i \rightarrow \mathbb{R}_+$ (in Algorithm 5) is good (Lemma 21), if the total number of center cells is at most $100kL$, with probability at least $1 - \delta/5$, SAMPLING(o, ϵ, δ) (Algorithm 5) will not output **FAIL** in line 9 nor line 12.*

Proof Consider $i \in \{0, 1, \dots, L\}$ and a cell $C \in G_i$ which is marked as crucial by POINTSESTIMATION($o, \epsilon, \delta/2$).

$$\begin{aligned} \mathbf{E} \left[\sum_{j=1}^{\widehat{m}} \sum_{p \in C \cap Q} h_{i,j}(p) \right] &= \widehat{m} \cdot |C \cap Q| / (10^4 kL T_i(o)) \\ &\leq O(\epsilon^{-3} L^3 d^7 \log(dLk/\delta) \delta^{-1}). \end{aligned}$$

By Theorem 20,

$$\Pr \left[\sum_{j=1}^{\widehat{m}} \sum_{p \in C \cap Q} h_{i,j}(p) > \mathbf{E} \left[\sum_{j=1}^{\widehat{m}} \sum_{p \in C \cap Q} h_{i,j}(p) \right] + \epsilon^{-3} L^3 d^7 \log(dLk/\delta) \delta^{-1} \right] \leq (\delta/\Delta^d)^5.$$

Thus, by taking union bound, with probability at least $1 - \delta/10$, $\forall i \in \{0, 1, \dots, L\}$, any cell $C \in G_i$ which is marked as crucial, the total number of points sampled in C is at most β . Thus, with probability at least $1 - \delta/20$, $\text{SAMPLING}(o, \epsilon, \delta)$ (Algorithm 5) will not output **FAIL** in line 12.

Consider $i \in \{0, 1, \dots, L\}$. Let us analyze the number of cells in G_i which contain at least 1 sample points. The number of points which are not in the center cell is at most

$$\frac{\text{OPT}}{(g_i/(2d))^2} \leq 400kT_i(o) \cdot \text{OPT}/o \leq 6400kT_i(o).$$

Thus, the expected number of sampled points in non-center cell is at most $O(k\epsilon^{-3}L^3d^7 \log(dLk/\delta) \cdot 1/\delta)$. Since the number of center cells is at most $100kL$, by Theorem 20, with probability at least $1 - \delta/(100L)$, the number of cells in G_i which contain at least 1 sample points is $O(k\epsilon^{-3}L^3d^7 \log(dLk/\delta) \cdot 1/\delta)$. By taking union bound over all $i \in \{0, 1, \dots, L\}$, with probability at least $1 - \delta/20$, $\forall i \in \{0, 1, \dots, L\}$, the number of sampled cell in G_i is at most α .

Due to Lemma 19, with probability at least $1 - \delta/10$, none of the $\text{STORING}(G_i, \alpha, \beta, 0.1\delta/L)$ in line 9 of Algorithm 5 will output **FAIL**. By union bound over all the failure probabilities, we complete the proof. \blacksquare

Lemma 37 (The overall success probability) *Suppose $o \geq \text{OPT}/16$ and the total number of center cells is at most $100kL$. With probability at least $1 - 4\delta/5$, $\text{SAMPLING}(o, \epsilon, \delta)$ (Algorithm 5) will not output **FAIL**.*

Proof Due to Lemma 27, $\text{POINTSESTIMATION}(o, \epsilon, \delta/2)$ in line 3 will not output **FAIL** with probability at least $1 - 3\delta/20$. By Lemma 22 and Lemma 23, with probability at least $1 - \delta/5$, $\forall i \in \{0, 1, \dots, L\}$, either $\hat{q}_i \in |Q_i| \pm 0.1\epsilon\gamma T_i(o)$ or $\hat{q}_i \in (1 \pm 0.01\epsilon)|Q_i|$, and $\forall C \in G_i$, either $\hat{f}(C) \in |C \cap Q| \pm 0.1T_i(o)$ or $\hat{f}(C) \in (1 \pm 0.01)|C \cap Q|$. Then by Lemma 36, with probability at least $1 - \delta/5$, $\text{SAMPLING}(o, \epsilon, \delta)$ will not output **FAIL** in line 9 nor line 12. Finally, according to Lemma 35, with probability at least $1 - \delta/5$, the algorithm does not output **FAIL**. By taking union bound over all the bad events, with probability at least $1 - 3\delta/20 - \delta/5 - \delta/5 - \delta/5 \geq 1 - 4\delta/5$, $\text{SAMPLING}(o, \epsilon, \delta)$ (Algorithm 5) will not output **FAIL**. \blacksquare

Lemma 38 (Total space of Algorithm 5) *$\text{SAMPLING}(o, \epsilon, \delta)$ uses space at most $O(k\epsilon^{-6}L^8d^{15}\delta^{-2} \cdot \log^4(kLd/(\epsilon\delta)))$ bits.*

Proof According to Lemma 28, $\text{POINTSESTIMATION}(o, \epsilon, \delta/2)$ in line 3 of Algorithm 5 takes the space $O(k\epsilon^{-3}L^4d^5 \cdot \log(kLd/(\epsilon\delta)))$ bits. According to Lemma 19, line 9 takes the total space:

$$O(L \cdot \alpha\beta dL \cdot \log^2(\alpha\beta/\delta)) = O(k\epsilon^{-6}L^8d^{15}\delta^{-2} \cdot \log^4(kLd/(\epsilon\delta))).$$

\blacksquare

B.4. The Final Algorithm

Finally, we prove the guarantees of Algorithm 6, the final algorithm.

Lemma 39 (Correctness and success probability) *With probability at least 0.9, $\text{DYNAMICCORESET}(\epsilon)$ (Algorithm 6) outputs an ϵ -coreset for Q and the size of the coreset is at most $O(k\epsilon^{-2}L^2d^4 \log(kLd))$.*

Proof If $|Q| \leq 10000k$, then according to Lemma 16, with probability at least 0.999, the entire data set Q will be returned by line 4 in Algorithm 6.

Consider the case when $|Q| \geq 10000k$. According to Lemma 14, with probability at least 0.94, the total number of center cells is upper bounded by $100kL$. Now, we condition on this happens. Since $|Q| \geq 10000k$, we know that $\text{OPT} \geq 1000k$. There exists $u \in [2dL]$ such that $o_u \in [\text{OPT}/16, \text{OPT}]$. According to Lemma 37, with probability at least 0.999, $\text{SAMPLING}(o_u, \epsilon, 0.001/(dL))$ will not output **FAIL**. By Lemma 30, with probability at least 0.999, the set S returned by $\text{SAMPLING}(o_u, \epsilon, 0.001/(dL))$ is an ϵ -coreset and $|S| \leq O(k\epsilon^{-2}L^2d^4)$. Thus, with probability at least 0.998, $\text{DYNAMICCORESET}(\epsilon)$ (Algorithm 6) will not output **FAIL**. Consider another $u' < u$. If $\text{SAMPLING}(o_{u'}, \epsilon, 0.001/(dL))$ does not output **FAIL**, and the set S' returned has size at most h , then according to Lemma 30, with probability at least $1 - 0.001/(dL)$, S' is an ϵ -coreset for Q . By taking union bound over all the such u' , then with probability at least 0.999, S^* returned by $\text{SAMPLING}(o_{u^*}, \epsilon, 0.001/(dL))$ is an ϵ -coreset for Q . By taking union bound over all the bad events, we complete the proof. ■

Lemma 40 (Total space needed for Algorithm 6) $\text{DYNAMICCORESET}(\epsilon)$ (Algorithm 6) uses space at most $O(k\epsilon^{-6}L^{11}d^{18} \log^4(kLd/\epsilon))$ bits.

Proof $\text{DYNAMICCORESET}(\epsilon)$ (Algorithm 6) runs $\Theta(dL)$ copies of $\text{SAMPLING}(o_u, \epsilon, 0.001/(dL))$. By Lemma 38, the total space needed is

$$O(dL \cdot k\epsilon^{-6}L^8d^{15} \cdot (dL)^2 \cdot \log^4(kLd/\epsilon)) = O(k\epsilon^{-6}L^{11}d^{18} \log^4(kLd/\epsilon))$$

bits. ■

Proof of Theorem 17 The algorithm is shown by Algorithm 6. Lemma 39 shows the correctness and the success probability of the algorithm. Lemma 40 shows the total space needed by the algorithm. ■

Appendix C. Why Do Previous Techniques Fail?

In this section, we describe some previous techniques in more detail and explain why they fail in our setting.

Uniform sampling method. (Frahling et al., 2005) is one of the early papers using sampling procedures to solve dynamic streaming geometric problems. They showed that it is possible to use point samples from a dynamic point set to solve several geometric problems, e.g., Euclidean Minimum Spanning Tree. However, they only showed how to implement *uniform* sampling by using counting distinct elements and subsampling procedure as subroutines. In our setting, we require different sampling probabilities for different points. Although the bottom-level uniform sampling scheme of ours is similar to theirs, our overall sampling method is more complicated.

Estimating the cost. Indyk (2004) used a critical observation to *estimate* the cost of k -median, that is: let Z be a set of centers and P be the point set, then $\text{cost}(Z, P) = \int_0^\infty |P - B(Z, r)| dr$, where $B(Z, r)$ is the union of balls of radius r centered at all points in Z . Then this integration is approximated by a summation with logarithmic levels, i.e., $\int_0^\infty |P - B(Z, r)| dr \approx \sum_{i=0}^\infty |P - B(Z, r^{(i+1)})| \cdot (r^{(i+1)} - r^{(i)})$, where $r^{(i)} = O(\epsilon(1 + \epsilon)^i)$. The critical part is to estimate $|P - B(Z, r^{(i)})|$. Indyk (2004) constructed a counting data structure based on grids with side length $O(r^{(i)})$. Then every input point is snapped to a grid point. To obtain sufficiently accurate estimates for all $|P - B(Z, r^{(i)})|$, the data structure needs to query $|Z|/\epsilon^{O(d)}$ many grid points per Z . Such a data structure is implemented using pair-wise independent hash functions, and uses memory $|Z|/\epsilon^{O(d)}$. Notice that this method only gives an *estimate* of the cost, and does not construct a coreset. In order to obtain a k -median solution, an exhaustive search is needed. Furthermore, this technique fails to extend to k -means which does not have an integration formula for the cost function.

Exponential size coreset. Frahling and Sohler (2005) constructed an ϵ -coreset of size $k\epsilon^{-O(d)}$ for k -means and k -median. They also used the same grid structure as we use. A cell is marked as “heavy” if the cell contains enough points such that moving all points in the cell to the center of this cell incurs too much error in the optimal cost of k -means/median. Since the side-lengths of cells decrease as level increases, the number of points required to have this effect becomes larger. Eventually, all cells are non-heavy after some level. As such we also have a tree of heavy cells. The coreset is constructed by looking at each heavy cell and assigning each point in its non-heavy children cells to its center. It turns out that if we want an ϵ -coreset, the threshold of non-heavy cells is exponential in d , i.e., each non-heavy cell in level i cannot contain more than $\tilde{O}(\epsilon^{O(d)} \cdot \text{OPT} / 2^i)$ points. This small threshold gives rise to $\tilde{O}(1/\epsilon^{O(d)})$ many heavy cells.

Insertion-only streams. Many of the previous *insertion-only* streaming coreset construction algorithms (e.g., (Feldman and Schulman, 2012)) heavily depend on a “merge-reduce” technique, i.e. reading some points in the stream, constructing a coreset, reading another part, constructing a new coreset, and then merging the two coresets. This procedure is repeated until the stream ends. This technique works well in the insertion-only streaming model, but it fails immediately when deletions are allowed. Although Braverman et al. (2016) gave a new framework other than merge-reduce, their algorithm relies on a non-deleting structure of data streams as well.

Algorithm for k -median only. Although some k -median coreset construction techniques can be easily extended to k -means (see e.g. (Feldman and Schulman, 2012; Braverman et al., 2016)), those constructions can only be implemented in the insertion-only streaming model. Braverman et al. (2017) gave a k -median coreset construction in the dynamic streaming model, but their construction cannot be extended to k -means directly, as we explain now. Their k -median algorithm heavily relies on writing the cost of each point as a telescope sum. For example, we consider the 1-median problem. let z be a candidate center point and $p \in P$ be a point, then $\text{dist}(p, z) = \text{dist}(p, z) - \text{dist}(c_p^{L-1}, z) + \text{dist}(c_p^{L-1}, z) - \text{dist}(c_p^{L-2}, z) + \dots - \text{dist}(c_p^0, z)$, where each c_p^i is the center of the cell in the i -th level containing p . Therefore, the total 1-median cost $\sum_{p \in P} \text{dist}(p, z)$ of point set P on z can be split into L pieces, i.e., $\sum_{p \in P} (\text{dist}(c_p^i, z) - \text{dist}(c_p^{i-1}, z))$ for each $i \in [L]$. Braverman et al. (2017) estimated each of the L pieces by sampling points, i.e., let S^i be the samples in the i -th level, then the estimator of $\sum_{p \in P} (\text{dist}(c_p^i, z) - \text{dist}(c_p^{i-1}, z))$ is $\sum_{p \in S^i} (\text{dist}(c_p^i, z) - \text{dist}(c_p^{i-1}, z)) / \zeta_p^i$ where ζ_p^i is the probability that point p is

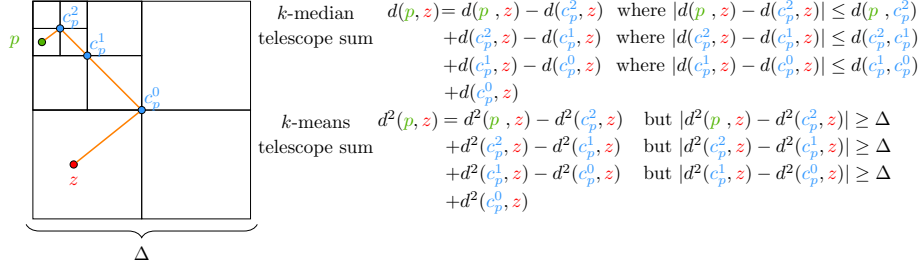


Figure 3: Telescope sum (Braverman et al., 2017) fails for k -means. In the k -median problem, for a fixed set of centers Z , the total cost can be written as a telescope sum $\sum_{p \in P} (\text{dist}(c_p^i, Z) - \text{dist}(c_p^{i-1}, Z))$. For each piece, $|\text{dist}(c_p^i, Z) - \text{dist}(c_p^{i-1}, Z)|$ is always upper bounded by $\text{dist}(c_p^{i-1}, c_p^i)$ which is independent from the choice of Z . However, in the k -means problem, the telescope sum of the total cost is $\sum_{p \in P} (\text{dist}(c_p^i, Z)^2 - \text{dist}(c_p^{i-1}, Z)^2)$. For each piece, the upper bound of $|\text{dist}(c_p^i, Z)^2 - \text{dist}(c_p^{i-1}, Z)^2|$ may depend on the location of Z , and it can be larger than Δ in the worst case.

sampled. A crucial observation is that we have $|\text{dist}(c^i, z) - \text{dist}(c^{i-1}, z)| \leq \Delta/2^i$ – the cell size in level i which is independent of the location of z . Using this nice upper bound on $|\text{dist}(c^i, z) - \text{dist}(c^{i-1}, z)|$, Braverman et al. (2017) applied Bernstein inequality to get high concentration of the estimator $\sum_{p \in S^i} (\text{dist}(c_p^i, z) - \text{dist}(c_p^{i-1}, z)) / \zeta_p^i$ with only $\tilde{O}(1/\epsilon^2)$ samples per level. However, this framework does not work for 1-means even though one can still write the telescope sum structure $\sum_p (\text{dist}^2(c_p^i, z) - \text{dist}^2(c_p^{i-1}, z))$ and can still setup an estimator $\sum_{p \in S^i} (\text{dist}^2(c_p^i, z) - \text{dist}^2(c_p^{i-1}, z)) / \zeta_p^i$. But $|\text{dist}^2(c_p^i, z) - \text{dist}^2(c_p^{i-1}, z)|$ is not upper bounded by the cell size anymore. Instead, it depends on the location of z . For example, it can be as large as $|\text{dist}^2(c_p^i, z) - \text{dist}^2(c_p^{i-1}, z)| \geq \Delta$. See Figure 3. If we apply Bernstein inequality here, we will need too many samples to save any space.