

Discovering Markov Blanket from Multiple interventional Datasets

Kui Yu
Lin Liu
Jiuyong Li

KUI.YU@UNISA.EDU.AU
 LIN.LIU@UNISA.EDU.AU
 JIUYONG.LI@UNISA.EDU.AU

*School of Information Technology and Mathematical Sciences
 University of South Australia
 Adelaide, 5095, SA, Australia*

Editor:

Abstract

In this paper, we study the problem of discovering the Markov blanket (MB) of a target variable from multiple interventional datasets. Datasets attained from interventional experiments contain richer causal information than passively observed data (observational data) for MB discovery. However, almost all existing MB discovery methods are designed for finding MBs from a single observational dataset. To identify MBs from multiple interventional datasets, we face two challenges: (1) unknown intervention variables; (2) nonidentical data distributions. To tackle the challenges, we theoretically analyze (a) under what conditions we can find the correct MB of a target variable, and (b) under what conditions we can identify the causes of the target variable via discovering its MB. Based on the theoretical analysis, we propose a new algorithm for discovering MBs from multiple interventional datasets, and present the conditions/assumptions which assure the correctness of the algorithm. To our knowledge, this work is the first to present the theoretical analyses about the conditions for MB discovery in multiple interventional datasets and the algorithm to find the MBs in relation to the conditions. Using benchmark Bayesian networks and real-world datasets, the experiments have validated the effectiveness and efficiency of the proposed algorithm in the paper.

Keywords: Causal discovery, Markov blanket, Bayesian network, Multiple interventional datasets

1. Introduction

The Markov blanket (MB) of a variable comprises its parents (direct causes), children (direct effects), and spouses (direct causes of children) in a causal Bayesian network, where the causal relationships among the set of variables under consideration are represented using a causal DAG (Directed Acyclic Graph) (Pearl, 2009; Spirtes et al., 2000). That is, nodes of the causal DAG represent the variables and an edge $X \rightarrow Y$ indicates that X is a direct cause of Y . As shown in Figure 1(a), the MB of variable T contains A (parent), B (child) and F (spouse). The MB of a variable provides a complete picture of the local causal structure around the variable, and thus learning MBs plays an essential role in local causal discovery (Aliferis et al., 2010a). Moreover, it is well recognized that learning a causal DAG is computationally infeasible for a large number of variables (Margaritis and Thrun,

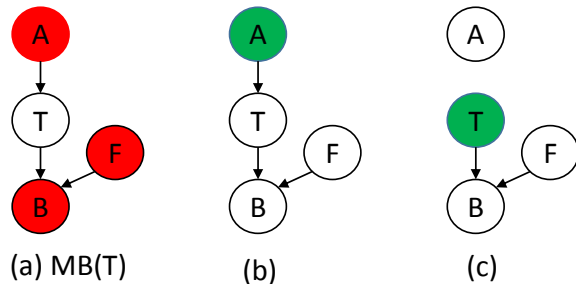


Figure 1: (a) An example DAG showing the underlying causal relations among variables T , A , B and F , (b) the post-intervention DAG as A has been intervened (A and T are still dependent), and (c) the post-intervention DAG as T has been intervened (A and T become independent). Given the MB set of T , based on (b) and (c), we can infer A is the parent of T (He and Geng, 2016).

1999), but if we can get the MBs of the variables, we are able to use them as constraints to reduce search spaces in the design of scalable local-to-global structure learning methods (Tsamardinos et al., 2006; Aliferis et al., 2010b).

However almost all existing methods are for finding MBs from a single observational dataset and cannot distinguish causes from effects in a found MB, as it is only possible to identify the Markov equivalence class of a causal structure based on observational data (Spirtes et al., 2000). For example, the three structures, $A \rightarrow T \rightarrow B$, $A \leftarrow T \leftarrow B$, and $A \leftarrow T \rightarrow B$ all encode the same conditional independence statement, A and B are independent given T . All existing MB mining algorithms can only find the in(dependent) relations among A , B , and T , that is, the skeleton $A - T - B$ with the directions of the edges left unidentified.

To distinguish between the structures above, an effective way is to use multiple interventional (experimental) datasets. For example, assume that the DAG in Figure 1 (a) shows the underlying (true) causal relations between variables A , B , F and T . As A is a direct cause of T , T 's values will be affected by the change/manipulation of A , but the values of A are not affected by the change of T . Now suppose that we have a dataset where A is manipulated and another dataset where T is manipulated, then from the first dataset, we should be able to learn that A and T are dependent and from the second dataset, A and T are independent (as indicated by the post-intervention DAGs shown in Figure 1 (b) and Figure 1 (c) respectively). Thus we can conclude from the results that A is a cause of T , instead of the other way around (Pearl, 2009).

From the example we see that interventional data contains rich causal information, and multiple interventional datasets, when used together, may help with the discovery of MBs, including the orientations of relations in MBs.

It is desirable to utilize the data in MB discovery, since there has been an increasing availability of interventional data collected from various sources, such as gene knockdown experiments by different labs for studying the same diseases (Bareinboim and Pearl, 2016).

However, the challenge is that in practice, we often do not know exactly which variables in the interventional datasets were manipulated. Question then arises as to when it is possible to make use of multiple interventional datasets to discover MBs, and furthermore to distinguish causes from effects in a found MB (which existing MB discovery methods fail to achieve). This leads to the following more specific questions:

- Under what manipulation settings (i.e. which variables were manipulated) can we discover the true MB of a target variable?
- Under what manipulation settings can we identify the causes of the target variable via finding its MB?
- How can we effectively find MBs from multiple interventional datasets? Multiple interventional datasets are not identically distributed since they are generated under different interventions. Thus we cannot simply pool all datasets together to find MBs.

Although several algorithms have been proposed for mining causal structures from multiple interventional datasets (Eberhardt et al., 2006; Hauser and Bühlmann, 2012; Triantafillou and Tsamardinos, 2015; He and Geng, 2016), these methods are all for learning a global causal structure. As far as we know, there has been no method developed for discovering MBs from multiple interventional datasets, and almost all existing methods are for finding MBs from a single observational dataset. One may use those global causal structure learning algorithms for finding MBs from multiple interventional datasets, but as they are designed to mine the entire causal structures involving all variables in data, those algorithms are computationally intractable or suboptimal for MB discovery. Moreover, in practice, it is often unnecessary and wasteful to find the entire structures as we are only interested in the local causal structure around one target variable.

Therefore methods specifically designed for discovering MBs from multiple interventional datasets are of demand. This paper is aimed at answering the questions mentioned above and our main contributions are as follows:

- Given a target variable, we theoretically analyze: (1) under what variable manipulation settings we can find the correct MB of the target variable or not, and (2) under what variable manipulation settings, in a found MB, we can identify the causes (parents) of the target variable, and thus to distinguish among the target’s parents, children and spouses.
- Based on the theoretical analyses, we propose a new algorithm for the MB discovery with multiple interventional datasets, present the conditions/assumptions which assure the correctness of the algorithm, and validate the effectiveness and efficiency of the algorithm using benchmark Bayesian networks and real-world datasets.

The paper is organized as follows. Section 2 reviews the related work, and Section 3 gives notations and problem definition. Section 4 presents the theoretical analysis, while Section 5 proposes our new algorithm. Section 6 describes and discusses the experiments and Section 7 concludes the paper and presents future work.

2. Related work

Many algorithms have been proposed for discovering MBs, but almost all the methods use a single observational dataset. Margaritis and Thrun (Margaritis and Thrun, 1999) proposed the GSMB algorithm, the first provably correct algorithm under the faithfulness assumption. Later, several variants for improving the reliability of GSMB, like IAMB (Tsamardinos et al., 2003), Inter-IAMB (Tsamardinos et al., 2003), and Fast-IAMB (Yaramakala and Margaritis, 2005), HITON-MB (Aliferis et al., 2010a), MMMB (Tsamardinos et al., 2006), PCMB (Peña et al., 2007), and IPCMB (Fu and Desmarais, 2008) were presented.

Using the discovered MBs, many local-to-global structure learning (Aliferis et al., 2010b; Pellet and Elisseeff, 2008; Tsamardinos et al., 2006; Gao et al., 2017; Yang et al., 2016) and local causal discovery (Gao and Ji, 2015; Yin et al., 2008) approaches have been proposed for learning a global causal structure involving hundreds of variables and for discovering a local causal structure of a target variable.

For learning a global causal structure from multiple datasets, the first group of algorithms focuses on learning a joint maximal ancestral graph (MAG) from multiple observational datasets with overlapping variables, such as the SLPR algorithm (Danks, 2002), the ION algorithm (Danks et al., 2009), the IOD algorithm (Tillman and Spirtes, 2011), and the INCA framework (Tsamardinos et al., 2012).

The second group of algorithms mines causal structures using both observational data and experimental data. These algorithms firstly mine a Markov equivalence class of an underlying DAG using observational datasets, and thus this may leave many edge directions undermined. Then, the methods conduct variable intervention experiments to orient the edge directions undetermined in the structure. The process of variable manipulations and edge orientation updates are repeated until all edges in the current structure are oriented (Cooper and Yoo, 1999; Eaton and Murphy, 2007; He and Geng, 2008; Statnikov et al., 2015). Since conducting the experiments is costly, with a set of manipulated variables, the challenge of this type of methods is how to carry out a minimum number of required experiments.

Finally, the third group of methods learns an entire causal structure from multiple interventional datasets. Eberhardt et. al. (Eberhardt et al., 2006) theoretically analyzed the problem of the constraint-based structure learning using multiple interventional datasets. Hauser and Bühlmann (Hauser and Bühlmann, 2012) analyzed the graph representation and greedy learning of interventional Markov equivalence classes of DAGs. Triantafillou and Tsamardinos (Triantafillou and Tsamardinos, 2015) proposed the COmbINE algorithm to learn a joint MAG from multiple interventional datasets over overlapping variables. Recently, He and Geng (He and Geng, 2016) proposed an algorithm to learn an entire DAG from multiple interventional datasets with unknown manipulated variables.

All these three groups of algorithms, however, were designed for finding an entire causal structure in multiple datasets, so they can be computational intractable with high-dimensional data.

In a recent research, Peters et. al. (Peters et al., 2016) examined the invariant property of a target variable’s direct causes across different interventional datasets and proposed the ICP algorithms. To discover the directed causes of a target from multiple datasets,

ICP exploits the causal invariance, i.e., the conditional distribution of the target given its direct causes will remain invariant across different interventional datasets if the target is not manipulated. However, the work is for finding causes only and it is based on structural equation models (Pearl, 2009).

To summarize, existing methods for MB discovery only focus on observational data and thus are incapable of determining the structure/directions of the causal relationships. There are some methods which utilize multiple interventional datasets, but they are either for finding the entire causal structure, or for discovering the causes of a target only. Therefore, there is a need for the solutions to specifically discovering MBs and their structures from multiple interventional datasets.

3. Notations and Problem Definition

In this section, we will introduce some basic definitions and mathematical notations frequently used in this paper (See Table 1 for a summary of the notations).

Let P be the joint probability distribution represented by a DAG G over a set of random variables $V = \{V_1, \dots, V_M\}$. We use $V_i \perp\!\!\!\perp V_j | S$ to denote that V_i and V_j are conditionally independent given $S \subseteq V \setminus \{V_i, V_j\}$, and $V_i \not\perp\!\!\!\perp V_j | S$ to represent that V_i and V_j are conditionally dependent given S . The symbols $pa(V_i)$, $ch(V_i)$, and $sp(V_i)$ denote the sets of parents, children, and spouses of V_i , respectively. We call the triplet $\langle V, G, P \rangle$ a *Bayesian network* if $\langle V, G, P \rangle$ satisfies the Markov condition: every variable is independent of any subset of its non-descendant variables given its parents in G (Pearl, 2009). In a Bayesian network $\langle V, G, P \rangle$, by the Markov condition, the joint probability P can be decomposed into the product of conditional probabilities as:

$$P(V_1, V_2, \dots, V_M) = \prod_{i=1}^M P(V_i | pa(V_i)). \quad (1)$$

In this paper, we consider a *causal Bayesian network*, a Bayesian network in which an edge $X \rightarrow Y$ indicates that X is a direct cause of Y (Pearl, 2009; Spirtes et al., 2000). For simple presentation, however, we use the term Bayesian network instead of causal Bayesian network. In the following, we present some definitions related to Bayesian networks and Markov blankets.

Definition 1 (d-separation) (Pearl, 2009) *In a DAG G , a path π is said to be d-separated (or blocked) by a set of vertices $S \subset V$ if and only if: (1) π contains a chain $V_i \rightarrow V_k \rightarrow V_j$ or a fork $V_i \leftarrow V_k \rightarrow V_j$ such that the middle vertex V_k is in S , or (2) π contains an inverted fork (or collider) $V_i \rightarrow V_k \leftarrow V_j$ such that the middle vertex V_k is not in S and such that no descendant of V_k is in S . A set S is said to d-separate V_i from V_j if and only if S blocks every path from V_i to V_j . \square*

Definition 2 (Faithfulness and causal sufficiency) (Spirtes et al., 2000) *Given a Bayesian network $\langle V, G, P \rangle$, P is faithful to G if $\forall V_i, V_j \in V, \exists S \subseteq V \setminus \{V_i, V_j\}$ d-separates V_i and V_j in G if $V_i \perp\!\!\!\perp V_j | S$ holds in P . Causal sufficiency denotes that any common cause of two or more variables in V is also in V . \square*

Table 1: A summary of notations

Notation	Meaning
DAG	directed acyclic graph
V	a set of random variables (vertices)
E	the edge set in a DAG
P	joint probability distribution over V
G	a DAG
M	number of variables in V
V_i, V_j, V_k	a single variable in V
X, Y	a single variable in V
T	a given target variable in V
Z, S	a subset of V , used as a conditioning set
$V_i \perp\!\!\!\perp V_j Z$	V_i and V_j are independent given Z
$V_i \not\perp\!\!\!\perp V_j Z$	V_i and V_j are dependent given Z
$sepset(V_i)$	the conditioning set that makes T and V_i conditionally independent
Υ_i	the set of variables manipulated in the i th intervention experiment
Υ	a set containing the variable sets manipulated in n intervention experiments respectively, i.e. $\Upsilon = \{\Upsilon_1, \dots, \Upsilon_n\}$
ζ_T	the number of times T is manipulated in the n intervention experiments
D	the set comprising all the interventional datasets
D_i	the dataset of the i th intervention experiment, in which variables in Υ_i are intervened
$pa(T)$	the set of true parents of T
$ch(T)$	the set of true children of T
$pc(T)$	the true parent and children set of T , i.e. $pc(T) = \{pa(T) \cup ch(T)\}$
$sp(T)$	the set of true spouses of T
$MB(T)$	the true MB of T
$MB_i(T)$	the MB of T found in D_i
$cmb_i(T)$	the candidate MB of T in D_i
$cpc(T)$	the candidate parents and children of T
$ \cdot $	e.g. $ S $, the size of the set S
α	significance level for independence tests

Theorem 3 (Spirtes et al., 2000) *Under the faithfulness condition, given a Bayesian networks $\langle V, G, P \rangle$, d -separation captures all conditional dependence and independence relations that are encoded in G , which implies that two variables $V_i \in V$ and $V_j \in V$ are d -separated with each other given a subset $S \subseteq V \setminus \{V_i, V_j\}$, if and only if V_i and V_j are conditionally independent conditioned on S in P . \square*

Theorem 3 shows that conditional independence and d -separation are equivalent if a dataset and its underlying Bayesian network are faithful to each other (Spirtes et al., 2000).

Lemma 4 (Spirtes et al., 2000) *Assuming P is faithful to G , for $X \in V$ and $T \in V$, there is an edge between X and T if and only if $X \not\perp\!\!\!\perp T | S$, for all $S \subseteq V \setminus \{X, T\}$. \square*

Lemma 4 illustrates that if X is a parent or a child of T , X and T are conditionally dependent given $\forall S \subseteq V \setminus \{X, T\}$.

Suppose that in an intervention experiment, some variables in V may be manipulated. To represent the interventions, Pearl (Pearl, 1995) proposed a mathematical operator called $do(X = x)$ to indicate that X 's value is set to a constant x by the intervention.

If we use a DAG to represent the causal relations between variables in V , an intervention on a variable can be indicated by deleting all the arrows pointing to the variable (Pearl, 2009). Let Υ_i ($\Upsilon_i \subset V$) be the set of variables manipulated in the i th intervention experiment, $\Upsilon = \{\Upsilon_1, \dots, \Upsilon_n\}$ represent n intervention experiments, and $D = \{D_1, \dots, D_n\}$ be the n corresponding interventional datasets (D_i is an observational dataset if $\Upsilon_i = \emptyset$). The DAG after an intervention experiment can be defined as follows.

Definition 5 (Post-intervention DAG) (Pearl, 2009) *Let $G = (V, E)$ be a DAG with variable set V and edge set E . After the intervention on the set of variables $\Upsilon_i \subseteq V$ (represented as $do(\Upsilon_i)$), the post-intervention DAG of G is $G_i = (V, E_i)$ where $E_i = \{(a, b) | (a, b) \in E, b \notin \Upsilon_i\}$. The joint distribution of the post-intervention DAG G_i with respect to Υ_i can be written as*

$$P_i(V|do(\Upsilon_i)) = \prod_{V_j \in V \setminus \Upsilon_i} P(V_j|pa(V_j)) \times \prod_{V_j \in \Upsilon_i} P_i(V_j) \quad (2)$$

where $P(V_j|pa(V_j))$ is the same as the conditional probability of V_j in Eq.(1) and $P_i(V_j)$ is the post-intervention conditional probability of V_j after V_j is manipulated. \square

Definition 6 (Conservative rule) (Hauser and Bühlmann, 2012) *If $\forall V_j \in \bigcup_{i=1}^n \Upsilon_i$, $\exists \Upsilon_i \in \Upsilon$ such that $V_j \notin \Upsilon_i$, then Υ is conservative.* \square

Definition 6 states that given the set of n intervention experiments, if for any variable that is manipulated, we can always find an experiment in which the variable is not manipulated, then we say that the set of intervention experiments is conservative.

Definition 7 (Markov blanket) (Pearl, 2009) *Under the faithfulness assumption, the Markov blanket of a target variable T in a DAG, noted as $MB(T)$, is unique and consists of the parents, children and spouses of T , that is, $MB(T) = \{pa(T) \cup ch(T) \cup sp(T)\}$.* \square

Now we can define the problem to be solved in this paper as follows.

Problem Definition: Given a target variable $T \in V$, this paper is focused on mining $MB(T)$ in n multiple interventional datasets $D = \{D_1, \dots, D_n\}$ without knowing Υ . Specifically, the two tasks of the paper are defined as:

- Task 1: identifying the intervention settings under which $MB(T)$ can be discovered from D and $pa(T)$ can be detected.
- Task 2: based on the findings of task 1, developing a correct and efficient algorithm for finding $MB(T)$ and $pa(T)$ from D .

4. Can we find the true MB from multiple interventional datasets?

Let $MB_i(T)$ be the MB of T found in $D_i \in D$. In order to find the true MB of T (i.e. $MB(T)$) from D , intuitively, the union and the intersection of the MBs discovered from all the datasets, i.e. $\bigcup_{i=1}^n MB_i(T)$ and $\bigcap_{i=1}^n MB_i(T)$, should be of interest to investigate, as the union may provide us the most information about $MB(T)$ in all datasets in D , whereas the intersection indicates the MB information shared by those datasets.

In the following subsections, we will show that under different situations of manipulations, such as when Υ is conservative or not, the union and the intersection are closely related to $MB(T)$ or its subsets, e.g. $pa(T)$.

In the remaining sections, all lemmas and theorems are discussed under the two assumptions: (1) faithfulness and causal sufficiency, and (2) reliable independence tests.

4.1 T is not manipulated, the $\zeta_T = 0$ case

Let ζ_T be the number of datasets in which T is manipulated, and $\zeta_T = 0$ represent the case that T is not manipulated in any of the n datasets, i.e., for $\forall i, T \notin \Upsilon_i$. In the following, we analyze the union $\bigcup_{i=1}^n MB_i(T)$ and the intersection $\bigcap_{i=1}^n MB_i(T)$ when $\zeta_T = 0$ for the situation when Υ is conservative and not conservative, respectively.

Theorem 8 *If $\zeta_T = 0$ and Υ is conservative, the union $\bigcup_{i=1}^n MB_i(T)$ is the true MB of T , i.e., $\bigcup_{i=1}^n MB_i(T) = MB(T)$.*

Proof: *Since T is not manipulated, then (1) By Definition 5, for $\forall D_i \in D$, the edges between T and its parents are not deleted, thus by Lemma 4, for $\forall MB_i(T)$, $pa(T) \subset MB_i(T)$ holds; (2) If $\forall V_j \in ch(T)$ and $V_j \in \bigcap_{i=1}^n \Upsilon_i$, by the conservative rule (Definition 6), there must exist a set Υ_k and $V_j \notin \Upsilon_k$. Then in D_k , V_j is not manipulated, and the edge between T and V_j is not deleted. By Definition 5, $V_j \in MB_k(T)$. Since V_j is not manipulated in D_k , the edges between V_j and its parents (T and T 's spouses w.r.t V_j) are not deleted. Then the subset of T 's spouses w.r.t, $sp_j(T) \subseteq MB_k(T)$; (3) If $\forall V_j \in ch(T)$ and $V_j \notin \Upsilon$, V_j is not manipulated. Thus, for $\forall D_i \in D$, $V_j \in MB_i(T)$, $\forall i \in \{1, \dots, n\}$, similarly as the proof in (2), V_j and the corresponding $sp(T)$ are in $MB_i(T)$. \square*

Theorem 9 *If $\zeta_T = 0$ and Υ is not conservative, $pa(T) \subseteq \bigcup_{i=1}^n MB_i(T) \subseteq MB(T)$.*

Proof: *(1) T is not manipulated, then for $\forall MB_i(T)$, $pa(T) \subseteq MB_i(T)$ holds. (2) Since Υ is not conservative, if $\exists V_j \in ch(T)$ such that for $\forall \Upsilon_i \in \Upsilon$, $V_j \in \Upsilon_i$ holds, then $\forall D_i \in D$, V_j is manipulated. Thus V_j and the corresponding subset of T 's spouses $sp_j(T)$ are not in $MB_i(T)$. Then $\bigcup_{i=1}^n MB_i(T) \subset MB(T)$ holds. Otherwise, $\forall V_j \in ch(T)$ and $\exists \Upsilon_k$ such that $V_j \notin \Upsilon_k$. Then since V_j is not manipulated in D_k , similar to the reasoning in (2) of the proof of Theorem 8, V_j and $sp_j(T)$ are in $MB_k(T)$. In this case (also considering (1) which shows $pa(T)$ can be found $\forall D_i$), $\bigcup_{i=1}^n MB_i(T) = MB(T)$ holds. \square*

Next we discuss under what condition we can identify the set $pa(T)$ (causes) via discovering $MB(T)$.

Theorem 10 *In the case of $\zeta_T = 0$, if $ch(T) \subseteq \bigcup_{i=1}^n \Upsilon_i$, the intersection $\bigcap_{i=1}^n MB_i(T) = pa(T)$ holds.*

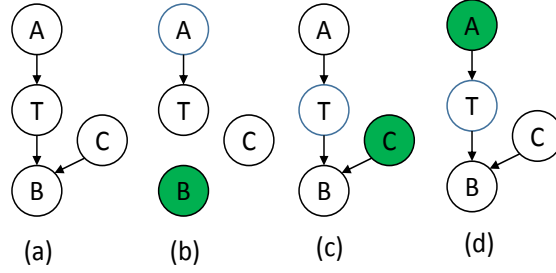


Figure 2: (a) is the original DAG, while (b) to (d) are the post-intervention DAGs.

Proof: (1) By the proofs of Theorems 8 and 9, for $\forall D_i \in D$, $pa(T) \subseteq MB_i(T)$ regardless of whether Υ is conservative or not. (2) Regardless of whether Υ is conservative or not, if $ch(T) \subseteq \bigcup_{i=1}^n \Upsilon_i$, for $\forall V_j \in ch(T)$, there exists at least a set $\Upsilon_k \in \Upsilon$ and $V_j \in \Upsilon_k$, i.e., V_j is manipulated in D_k , and hence $MB_k(T)$ does not include V_j and the spouses $sp_j(T)$ w.r.t. V_j , so $\{\{V_j\} \cup sp_j(T)\} \not\subseteq MB_k(T)$. Therefore from (1), $\bigcap_{i=1}^n MB_i(T) = pa(T)$ holds. \square

As an illustration of Theorems 8 and 9, Figure 2 (a) shows the true MB of T and its structure, and Figures 2 (c) to (d) are the post-intervention DAGs corresponding to three interventional datasets (green nodes are manipulated variables). From the three datasets, we obtain respectively that $MB_1 = \{A\}$, $MB_2 = \{A, B, C\}$, and $MB_3 = \{A, B, C\}$. Thus, $\bigcup_{i=1}^3 MB_i = \{A, B, C\}$, i.e., the MB of T , and $\bigcap_{i=1}^3 MB_i = \{A\}$, that is, the parent of T .

By Theorems 8 to 10, if $\zeta_T = 0$ and $ch(T) \subset \Upsilon$ hold, we achieve that (1) when Υ is conservative, we can get $MB(T)$ and $pa(T)$ simultaneously; (2) when Υ is not conservative, we may not get $MB(T)$ but are able to achieve $pa(T)$.

4.2 T is manipulated, the $0 < \zeta_T < n$ case

In this subsection, we examine the union $\bigcup_{i=1}^n MB_i(T)$ and the intersection $\bigcap_{i=1}^n MB_i(T)$ when T is intervened, for less than n times, i.e. $0 < \zeta_T < n$.

Theorem 11 *If $0 < \zeta_T < n$ and Υ is conservative, then the union $\bigcup_{i=1}^n MB_i(T) = MB(T)$ holds.*

Proof: (1) As $0 < \zeta_T < n$ holds, $\exists D_k \in D$, T is not manipulated in D_k , and thus $pa(T) \subseteq MB_k(T)$ holds. (2) $\forall V_j \in ch(T)$, if V_j is manipulated, since Υ is conservative, $\exists D_i \in D$, V_j is not manipulated in D_i . Then $\{\{V_j\} \cup sp_j(T)\} \subseteq MB_i(T)$. Thus, $\bigcup_{i=1}^n MB_i(T) = MB(T)$ holds. \square

Figure 3 shows an example of applying Theorem 11. Figure 3 (a) presents the true MB of T and its structure. Figures 3 (b) to (d) are the post-intervention DAGs corresponding to the three interventional datasets, indicating that T is manipulated once (in Figure 3 (d)). Since $n = 3$ and $\zeta_T = 1$ in this example, based on Theorem 11, we have $MB(T) = MB_1(T) \cup MB_2(T) \cup MB_3(T) = \{\{A\} \cup \{A, B, C\} \cup \{B, C\}\} = \{A, B, C\}$, which is indeed the same as the true $MB(T)$ shown in Figure 3 (a).

Theorem 12 *If $0 < \zeta_T < n$ and $\bigcup_{i=1}^n \Upsilon_i \setminus \{T\}$ is not conservative, $pa(T) \subseteq \bigcup_{i=1}^n MB_i(T) \subseteq MB(T)$.*

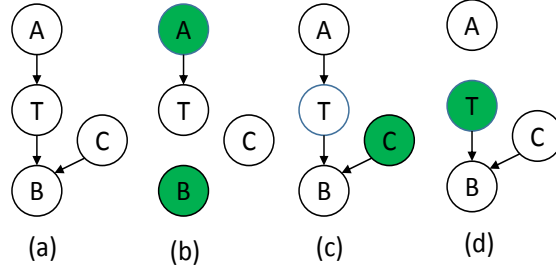


Figure 3: (a) is the original DAG, while (b) to (d) are the post-intervention DAGs.

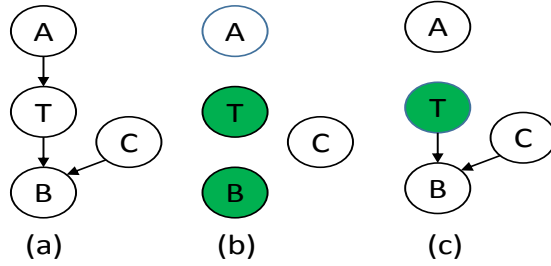


Figure 4: (a) is the original DAG, while (b) to (c) are the post-intervention DAGs.

Proof: (1) By the proof of Theorem 11, $pa(T) \subseteq MB_i(T)$, and thus $pa(T) \subseteq \bigcup_{i=1}^n MB_i(T)$, if $0 < \zeta_T < n$.

(2) When $\bigcup_{i=1}^n \Upsilon_i \setminus \{T\}$ is not conservative, (2a) if $\forall V_j \in ch(T)$, V_j is manipulated in every dataset in D , $\{\{V_j\} \cup sp_j(T)\} \not\subseteq MB_i(T)$ for $\forall i \in \{1, \dots, n\}$. In the case, $pa(T) = MB_i(T)$; (2b) if $\exists V_j \in ch(T)$ and for $\forall \Upsilon_i \in \Upsilon$, $V_j \in \Upsilon_i$ holds, $\{\{V_j\} \cup sp_j(T)\} \not\subseteq MB_i(T)$ for $\forall i \in \{1, \dots, n\}$. Thus, $\bigcup_{i=1}^n MB_i(T) \subset MB(T)$; (2c) if $\forall V_j \in ch(T)$ and $\forall D_i$, V_j is never manipulated, then $\bigcup_{i=1}^n MB_i(T) = MB(T)$. \square

Theorem 13 In the case of $0 < \zeta_T < n$, (1) if $\forall V_j \in ch(T)$, V_j is manipulated, $\bigcap_{i=1}^n MB_i(T) = \emptyset$; (2) if $\forall \Upsilon_i$, $ch(T) \cap \Upsilon_i = \emptyset$, $\bigcap_{i=1}^n MB_i(T) = \{ch(T) \cup sp(T)\}$.

Proof: (1) (a) Since $0 < \zeta_T < n$, $\exists \Upsilon_i$ such that $T \in \Upsilon_i$, and thus $pa(T) \not\subseteq MB_i(T)$ in D_i . Thus $pa(T) \not\subseteq \bigcap_{i=1}^n MB_i(T)$. (b) Regardless of whether Υ is conservative or not, if $\forall V_j \in ch(T)$, V_j is manipulated, then $\forall V_j \in ch(T)$, $\exists \Upsilon_i$ and $V_j \in \Upsilon_i$ hold. This leads to $\{\{V_j\} \cup sp_j(T)\} \not\subseteq MB_i(T)$. Therefore, based on (a) and (b), regardless of whether Υ is conservative or not, once $0 < \zeta_T < n$ and $ch(T) \subset \bigcup_{i=1}^n \Upsilon_i$ hold, $\bigcap_{i=1}^n MB_i(T) = \emptyset$.

(2) By the proof in (1), once $0 < \zeta_T < n$ holds, $pa(T) \not\subseteq \bigcap_{i=1}^n MB_i(T)$. As $\forall \Upsilon_i$, $ch(T) \cap \Upsilon_i = \emptyset$, $\forall V_j \in ch(T)$, V_j is not manipulated in any dataset. Then $\forall D_i \in D$, $MB_i(T) = \{ch(T) \cup sp(T)\}$, and $\bigcap_{i=1}^n MB_i(T) = \{ch(T) \cup sp(T)\}$. \square

4.3 T is manipulated, the $\zeta_T = n$ case

As $\zeta_T = n$ holds, this means that T is manipulated in each of the n experiments. In this case, the following conclusions hold.

Theorem 14 If $\zeta_T = n$ and $\bigcup_{i=1}^n \Upsilon_i \setminus \{T\}$ is conservative, $\bigcup_{i=1}^n MB_i(T) = \{ch(T) \cup sp(T)\}$.

Proof: (1) If $\zeta_T = n$, then T is manipulated in each dataset. Thus $\forall MB_i(T)$, $pa(T) \not\subseteq MB_i(T)$ holds. (2) Since $\bigcup_{i=1}^n \Upsilon_i \setminus \{T\}$ is conservative, If $\exists V_j \in ch(T)$ such that V_j is manipulated, there must exist a set $\Upsilon_i \in \Upsilon$ such that $V_j \notin \Upsilon_i$. Then $\{\{V_j\} \cup sp_j(T)\} \not\subseteq MB_i(T)$ holds. According to (1) and (2), $\bigcup_{i=1}^n MB_i(T) = \{ch(T) \cup sp(T)\}$ holds. \square

For example, Figures 4 (b) to (c) show the post-intervention DAGs corresponding to two interventional datasets, and we see that $\Upsilon_1 = \{B, T\}$, and $\Upsilon_2 = \{T\}$, respectively. So T is manipulated in both datasets, but without considering T , Υ is still conservative as A , B , and C each are not manipulated in both datasets. Therefore, based on Theorem 14, we have $MB(T) = MB_1(T) \cup MB_2(T) = \{B, C\}$. Comparing to the true MB in Figure 4 (a), under this intervention setting, the union of the MBs found in the two datasets has missed T 's parent A .

Theorem 15 If $\zeta_T = n$ and $\bigcup_{i=1}^n \Upsilon_i \setminus \{T\}$ is not conservative, $\bigcup_{i=1}^n MB_i(T) \subseteq \{ch(T) \cup sp(T)\}$.

Proof: By the proof of Theorem 14, if $\zeta_T = n$, then for $\forall MB_i(T)$, $pa(T) \not\subseteq MB_i(T)$. When $\bigcup_{i=1}^n \Upsilon_i \setminus \{T\}$ is not conservative, (1) if $\exists V_j \in ch(T)$ and $\forall \Upsilon_i \in \Upsilon, V_j \in \Upsilon_i$, then for $\forall MB_i(T)$, $\{\{V_j\} \cup sp_j(T)\} \not\subseteq MB_i(T)$ holds. In this case (also noting that $pa(T) \not\subseteq MB_i(T)$), $\bigcup_{i=1}^n MB_i(T) \subset \{ch(T) \cup sp(T)\}$. (2) if $\forall V_j \in ch(T)$ and $\forall \Upsilon_i \in \Upsilon, V_j \in \Upsilon_i$, the variables in $ch(T)$ are manipulated in each dataset. In this case, $\forall i, MB_i(T) = \emptyset$. \square

Theorem 16 If $\zeta_T = n$, (1) if $ch(T) \subseteq \bigcup_{i=1}^n \Upsilon_i$, $\bigcap_{i=1}^n MB_i(T) = \emptyset$; (2) if $\forall \Upsilon_i, ch(T) \cap \Upsilon_i = \emptyset$, $\bigcap_{i=1}^n MB_i(T) = \{ch(T) \cup sp(T)\}$.

Proof: (1) As $\zeta_T = n$ holds, $pa(T) \not\subseteq \bigcap_{i=1}^n MB_i(T)$. Following the proofs of Theorems 14 and 15, regardless of whether $\bigcup_{i=1}^n \Upsilon_i \setminus \{T\}$ is conservative or not, if $ch(T) \subseteq \bigcup_{i=1}^n \Upsilon_i$, for $\forall V_j \in ch(T)$, $\exists MB_i(T)$ such that $\{\{V_j\} \cup sp_j(T)\} \not\subseteq MB_i(T)$. Thus, $\bigcap_{i=1}^n MB_i(T) = \emptyset$ holds. (2) By the proof of Theorem 13(2), if $\forall \Upsilon_i, ch(T) \cap \Upsilon_i = \emptyset$, $\bigcap_{i=1}^n MB_i(T) = \{ch(T) \cup sp(T)\}$ holds. \square

Theorems 14 to 16 show that once $\zeta_T = n$, it is not possible to obtain the true $MB(T)$ via the union of the MBs found from all the datasets, as in this case, the MB discovered from each dataset does not cover $pa(T)$.

4.4 Discussion

Tables 2 summarizes the results in Sections 4.1 to 4.3 w.r.t. the union, $\bigcup_{i=1}^n MB_i(T)$, specifically the conditions under which we can or cannot get $MB(T)$ from the union.

In Table 2, Υ_{con} (or $(\Upsilon \setminus T)_{con}$) represents that Υ (or $\Upsilon \setminus T$) is conservative and $\overline{\Upsilon_{con}}$ (or $(\Upsilon \setminus T)_{\overline{con}}$) represents that Υ (or $\Upsilon \setminus T$) is not conservative. From the table, we have the following observations:

- Υ or $\Upsilon \setminus T$ is conservative: (i) If $0 \leq \zeta_T < n$, $\bigcup_{i=1}^n MB_i(T) = MB(T)$; (ii) If $\zeta_T = n$, $\bigcup_{i=1}^n MB_i(T) = \{ch(T) \cup sp(T)\}$.
- Υ or $\Upsilon \setminus T$ is not conservative: (i) If $0 \leq \zeta_T < n$, $\bigcup_{i=1}^n MB_i(T)$ may or may not give us $MB(T)$, but $\bigcup_{i=1}^n MB_i(T)$ at least includes $pa(T)$. (ii) If $\zeta_T = n$, $\bigcup_{i=1}^n MB_i(T) \subseteq \{ch(T) \cup sp(T)\}$. In the worst case, $\bigcup_{i=1}^n MB_i(T) = \emptyset$.

Table 2: The result of $\bigcup_{i=1}^n MB_i$

$\zeta_T = 0$	
Υ_{con}	$MB(T)$ (Theorem 8)
$\overline{\Upsilon_{con}}$	$pa(T) \subseteq \bigcup_{i=1}^n MB_i(T) \subseteq MB(T)$ (Theorem 9)
$0 < \zeta_T < n$	
Υ_{con}	$MB(T)$ (Theorem 11)
$(\Upsilon \setminus T)_{con}$	$pa(T) \subseteq \bigcup_{i=1}^n MB_i(T) \subseteq MB(T)$ (Theorem 12)
$\zeta_T = n$	
$(\Upsilon \setminus T)_{con}$	$\{ch(T) \cup sp(T)\}$ (Theorem 14)
$(\Upsilon \setminus T)_{con}$	$\bigcup_{i=1}^n MB_i(T) \subseteq \{ch(T) \cup sp(T)\}$ (Theorem 15)

Table 3: The result of $\bigcap_{i=1}^n MB_i(T)$

$\zeta_T = 0$	
$ch(T) \subset \bigcup_{i=1}^n \Upsilon_i$	$pa(T)$ (Theorem 10)
$ch(T) \not\subset \bigcup_{i=1}^n \Upsilon_i$	$MB(T)$ (Theorems 8 and 9)
$0 < \zeta_T < n$	
$ch(T) \subset \bigcup_{i=1}^n \Upsilon_i$	\emptyset (Theorem 13)
$ch(T) \not\subset \bigcup_{i=1}^n \Upsilon_i$	$\{ch(T) \cup sp(T)\}$ (Theorem 13)
$\zeta_T = n$	
$ch(T) \subset \bigcup_{i=1}^n \Upsilon_i$	\emptyset (Theorem 16)
$ch(T) \not\subset \bigcup_{i=1}^n \Upsilon_i$	$\{ch(T) \cup sp(T)\}$ (Theorem 16)

Table 3 summarizes under what manipulation settings we are able to identify the set $pa(T)$ (i.e. the causes of T) via the intersection of the MBs discovered from all the datasets. Here are our findings:

- If $\zeta_T = 0$ and $ch(T) \subset \bigcup_{i=1}^n \Upsilon_i$, $\bigcap_{i=1}^n MB_i(T) = pa(T)$ regardless of whether Υ is conservative or not. As long as T is not manipulated, we can identify $pa(T)$ in multiple interventional datasets. This result has high practical significance, because in practice, when experiments are conducted, we do not manipulate the target of interest. And this result can significantly improve the computational efficiency for revealing causes of a variable only via discovering the MB of the variable without learning a global structure or a local structure.
- If $0 < \zeta_T \leq n$, $pa(T) \not\subseteq \bigcap_{i=1}^n MB_i(T)$ regardless of whether Υ is conservative or not. In this case, $\bigcap_{i=1}^n MB_i(T) \subseteq \{ch(T) \cup sp(T)\}$.

5. The MIMB algorithm

In section 4, we have investigated the conditions under which the true MB and the parent set of T can be found from multiple interventional datasets. In this section, we propose a new and efficient algorithm, MIMB to mine Multiple Interventional datasets for Markov Blanket discovery, without knowing the manipulated variables. Under the conditions identified in Section 4, MIMB can return the true MB of T and the parent set of T . Before discussing the MIMB algorithm, we first present a baseline algorithm for evaluating MIMB.

Algorithm 1: The Baseline Algorithm

Input: $D = \{D_1, D_2, \dots, D_n\}$, T : the target variable

Output: $\text{base_MB}(T)$, $\text{base_pa}(T)$

```
1 for  $i=1$  to  $n$  do
2   | Find  $MB_i(T)$  in dataset  $D_i$  /*HITON-MB*/
3 end
4  $\text{base\_MB}(T) = \bigcup_{i=1}^n MB_i(T)$ 
5  $\text{base\_pa}(T) = \bigcap_{i=1}^n MB_i(T)$ 
```

5.1 The baseline algorithm

The baseline algorithm (Algorithm 1) finds the MB of T in each dataset independently, then uses the union of those MBs as $MB(T)$ and the intersection of the MBs as $pa(T)$.

At Step 2, the baseline algorithm employs the HITON-MB algorithm (Aliferis et al., 2003, 2010a), a state-of-the-art MB discovery algorithm with a single observational dataset to discover the MBs from each dataset (any other sound MB discovery methods can be used here). HITON-MB contains two steps. Firstly, it finds the parents and children of a given target variable. Then based on the found parents and children, HITON-MB identifies the spouses of the target. Without learning an entire Bayesian network, HITON-MB is able to effectively and efficiently find the MB of a given target from an observational dataset containing thousands of variables.

Theorem 17 *In Algorithm 1, (1) if $0 \leq \zeta_T < n$, $\text{base_MB}(T) = MB(T)$, and (2) if $\zeta_T = 0$ and $ch(T) \subset \bigcup_{i=1}^n \Upsilon_i$, $\text{base_pa}(T) = pa(T)$.*

Proof: *By the assumptions of faithfulness and reliable tests made at the beginning of Section 4 (i.e. supposing that the set $MB_i(T)$ found in D_i at Step 2 of Algorithm 1 is correct), if $\zeta_T = 0$ or $0 < \zeta_T < n$, by Theorems 8 and 11, (1) holds. By Theorem 10, (2) holds. \square*

Theorem 17 illustrates that the baseline algorithm is theoretically sound. However, it is not efficient, because it has to conduct independence tests to find the MB in each dataset. But if $X \perp\!\!\!\perp T|S$ ($S \subseteq V \setminus \{X, T\}$ and $S \neq \emptyset$) holds in one dataset, we may not need to conduct the test in the remaining datasets. Moreover, since Algorithm 1 simply takes the union of the MBs found in each dataset at Step 4, in practice, due to data noise or sample bias, false positives may be introduced to the MBs found in some datasets, and the false discoveries may be carried over into the final output of the algorithm.

Thus, to overcome the issues with the baseline algorithm, in next section, we propose the MIMB algorithm to leverage the information across multiple datasets.

5.2 The proposed MIMB algorithm

5.2.1 OVERVIEW OF MIMB

Suppose $cpc(T)$ keeps the candidate parents and children of T , $|cpc(T)|$ means the number of variables in $cpc(T)$, and $cmb = \{cmb_1(T), \dots, cmb_n(T)\}$ where $cmb_i(T)$ stores the

Algorithm 2: *The MIMB Algorithm*

Input: $D = \{D_1, D_2, \dots, D_n\}$, T : the target variable
Output: $mimb_MB(T)$, $mimb_pa(T)$

- 1 $[cpc(T), cmb, sepset] = MIPC(D, T)$;
- 2 **for** each variable $V_j \in cpc(T)$ **do**
- 3 $cpc(V_j) = MIPC(D, V_j)$; /*here, MIPC only needs to output $cpc(V_j)$ */
- 4 **for** $\forall X \in cpc(V_j) \setminus \{T \cup cpc(T)\}$ **do**
- 5 **if** $\exists k \in \{1, \dots, n\}, V_j \in cmb(k)$ *s.t.*
- 6 $X \perp\!\!\!\perp T | sepset(X)$ and $X \not\perp\!\!\!\perp T | \{sepset(X) \cup V_j\}$ in D_k **then**
- 7 $cmb_k(T) = cmb_k(T) \cup X$;
- 8 **end**
- 9 **end**
- 10 **end**
- 11 $mimb_MB(T) = \bigcup_{i=1}^n cmb_i(T)$
- 12 $mimb_pa(T) = \bigcap_{i=1}^n cmb_i(T)$
- 13 Output $mimb_MB(T)$ and $mimb_pa(T)$

candidate MB of T in D_i . $sepset(V_j)$ is the conditioning set that may make T and V_j conditionally independent and $pc(T)$ denotes the true parents and children set of T , i.e., $pc(T) = \{pa(T) \cup ch(T)\}$. For notation convenience, we use notation $sepset$ to represent conditioning sets of all non-target variable, i.e., $sepset = \{sepset(V_1), \dots, sepset(V_j), \dots, sepset(V_M)\}$. MIMB (Algorithm 2) takes the union of $cmb_i(T)$, i.e., $mimb_MB(T)$, and the intersection of $cmb_i(T)$, that is, $mimb_pa(T)$, as its output. However, compared to the baseline algorithm, MIMB leverages multiple datasets to improve the efficiency and reduce false positives in the output. Based on the discussion in Section 4.4, MIMB will return the true MB of T if $0 \leq \zeta_T < n$, while in other cases, MIMB may not. And if $\zeta_T = 0$, MIMB will return the true parents of T .

To deal with multiple interventional datasets, in Algorithm 2, MIMB includes a new subroutine, MIPC to mine Multiple Interventional datasets to find Parents and Children of T at Step 1 and it discovers spouses of T at Steps 2 to 10. We leave the discussion of the MIPC subroutine to Section 5.2.2, and in the following, we discuss the details of the strategy of identifying spouses of T from multiple interventional datasets.

Based on its definition, the spouse set of T , i.e. $sp(T)$ comprises the parents (excluding $\{T \cup pc(T)\}$) of all of T 's children, i.e. $sp(T) = \{\bigcup_{V_i \in ch(T)} pa(V_i)\} \setminus \{T \cup pc(T)\}$. Accordingly, Algorithm 2 (Step 3) firstly finds the parents and children of each variable V_j in $cpc(T)$, using the MIPC subroutine. Since MIPC finds the parents and children of a variable without distinguishing between the parents and children, based on Theorem 18 below, in Steps 4 to 9, Algorithm 2 determines whether the parents and children of V_j found in Step 3 is a true spouse of T or not, while avoiding checking all datasets.

Theorem 18 (*Spirtes et al., 2000*) Let $V_j \in pc(T)$ and $V_k \in pc(V_j) \setminus \{T \cup pc(T)\}$, if $\exists S \subseteq V \setminus \{T, V_k, V_j\}$, both $V_k \perp\!\!\!\perp T | S$ and $V_k \not\perp\!\!\!\perp T | \{S \cup V_j\}$ hold, $V_k \in sp(T)$. \square

At Steps 4 to 9 of Algorithm 2, the MIMB algorithm employs Theorem 18 and the property of manipulated variables (i.e. Definition 5) to avoid checking all datasets. Assuming

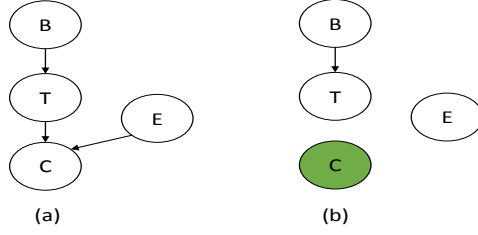


Figure 5: The relation among the target T , the child C of T , and the spouse E of T when the child C is not manipulated and manipulated (manipulated nodes in green)

$Y \in ch(T)$, i.e., a child of T , and X is a spouse of T through Y . By Definition 5, if Y is manipulated in D_i , $Y \notin ch(T)$ and $X \notin pa(Y)$ in D_i . In this case, X is not a spouse of T through Y in D_i . Otherwise, if Y is not manipulated in D_i , there must exist a path from T to X through Y to form a v structure, i.e., $T \rightarrow Y \leftarrow X$. Then if $\exists S \subseteq V \setminus \{T, X\}$ such that $T \perp\!\!\!\perp X|S$ and $T \not\perp\!\!\!\perp X|\{S, Y\}$ hold in D_i , then by Theorem 18, X is a spouse of T .

For example, in a data set, the child of T , C is manipulated, based on Definition 5, the post-intervention DAG will be as in Figure 5 (b) where $T \perp\!\!\!\perp C$ and $T \perp\!\!\!\perp E$. There does not exist a path from T to E through C , i.e., the v structure $T \rightarrow C \leftarrow E$ does not exist. Assuming $cmb_a(T)$ denotes the MB of T found by the MIPC subroutine in Figure 5 (a), in Figure 5 (a), C is not manipulated, and thus $T \not\perp\!\!\!\perp C$ and $T \perp\!\!\!\perp E$ (i.e. S is an empty set in the example). Then in Figure 5 (a), $C \in cmb_a(T)$ and $T \not\perp\!\!\!\perp E|C$ hold. According to Theorem 18, E is a spouse of T . However, in Figure 5 (b), $C \notin cmb_b(T)$ holds. In this case, $T \perp\!\!\!\perp E|C$ holds, then E is not a spouse of T .

Since we do not know which variables are manipulated and which variables are the children of T in $cpc(T)$ computed by the MIPC subroutine, MIMB uses $cmb_i(T)$ to keep the candidate MB of T in D_i . If $Y \in cmb_i(T)$ holds, this at least illustrates that in D_i , Y is dependent on T , and thus Y may not be manipulated in D_i . Moreover, if both $T \perp\!\!\!\perp X|S$ and $T \not\perp\!\!\!\perp X|\{S, Y\}$ hold in D_i , based on Theorem 18, X is a spouse of T . We summarise the above discussion below as Corollary 19, which is followed by steps 4 to 9 of Algorithm 2.

Corollary 19 Referring to Algorithm 2, let $V_j \in cpc(T)$ and $V_k \in cpc(V_j) \setminus \{T \cup cpc(T)\}$, if $\exists D_i \in D$ such that $V_j \in cmb_i(T)$ and $\exists S \subseteq V \setminus \{T, V_k, V_j\}$ both $V_k \perp\!\!\!\perp T|S$ and $V_k \not\perp\!\!\!\perp T|\{S \cup V_j\}$ hold, then $V_k \in sp(T)$. \square

5.2.2 THE MIPC SUBROUTINE

The MIPC subroutine (Algorithm 3) is designed for finding parents and children of T . Steps 2 to 10, i.e., the first for loop in Algorithm 3, discover the candidate parents and children which at this stage are those variables dependent on the target T , and add them to $cpc(T)$ and to the candidate MB found in current datasets, i.e., $cmb = \bigcup_{i=1}^n cmb_i(T)$. For each variable $V_j \in V \setminus T$, if V_j is dependent on T in a dataset D_i , Steps 5 and 6 add it to $cpc(T)$ and $cmb_i(T)$, respectively. Otherwise, if $V_j \perp\!\!\!\perp T$ holds in all n datasets, Algorithm 3 never considers V_j as a candidate for being added to both $cpc(T)$ and $cmb_i(T)$ again.

Algorithm 3: The MIPC Subroutine

Input: $D = \{D_1, D_2, \dots, D_n\}$, T : the target variable
Output: $cpc(T)$, cmb , $sepset$

- 1 $cpc(T) = \emptyset$; $cmb_i(T) = \emptyset$ ($\forall i \in \{1, \dots, n\}$); $ipc(T) = \emptyset$;
- 2 **for** $j=1$ to $|V \setminus T|$ **do**
- 3 **for** $i=1$ to n **do**
- 4 **if** $V_j \not\perp T$ in D_i **then**
- 5 $cpc(T) = cpc(T) \cup V_j$;
- 6 $cmb_i(T) = cmb_i(T) \cup V_j$;
- 7 **end**
- 8 **end**
- 9 $sepset(j) = \emptyset$;
- 10 **end**
- 11 **for** each variable $V_j \in cpc(T)$ **do**
- 12 **if** $\exists S \subseteq ipc(T) \& S \neq \emptyset$ s.t. $\exists k \in \{1, \dots, n\}$, $V_j \in cmb(k)$ & $S \subset cmb(k)$ &
 $T \perp\!\!\!\perp V_j | S$ in D_k **then**
- 13 $cmb_i(T) = cmb_i(T) \setminus V_j$ ($\forall i \in \{1, \dots, n\}$);
- 14 $sepset(V_j) = S$;
- 15 goto 11;
- 16 **end**
- 17 $ipc(T) = ipc(T) \cup V_j$;
- 18 **for** $\forall Y \in ipc(T) \setminus V_j$ **do**
- 19 **if** $\exists S \subseteq ipc(T) \setminus Y$ & $S \neq \emptyset$ s.t. $\exists k \in \{1, \dots, n\}$, $Y \in cmb(k)$ & $S \subset cmb(k)$ &
 $T \perp\!\!\!\perp Y | S$ in D_k **then**
- 20 $ipc(T) = ipc(T) \setminus Y$;
- 21 **if** $\exists h \in \{1, \dots, n\}$ such that $Y \in cmb(h)$ **then**
- 22 $cmb(h) = cmb(h) \setminus Y$;
- 23 **end**
- 24 $sepset(Y) = S$;
- 25 **end**
- 26 **end**
- 27 **end**
- 28 $cpc(T) = ipc(T)$
- 29 $cmb = \bigcup_{i=1}^n cmb_i(T)$
- 30 Output $cpc(T)$, cmb , and $sepset$

Both $cpc(T)$ and cmb found at Steps 2 to 10 contain variables correlated to T , but we only want the parents and children of T to be included in them (for cmb , spouses of T will be added at Steps 2 to 10 in Algorithm 1), so false positives need to be removed. False positives are those non descendants excluding parents (for example, node A in Figure 6) and those descendants excluding children (for instance, node D in Figure 7). They can be removed based on the Markov condition. In a Bayesian network, the Markov condition denotes that for $\forall V_j \in V$, conditioning on its all parents, $pa(V_j)$, V_j is independent of

its non-descendants. However, with multiple interventional datasets, how do we use the Markov condition to remove those false positives from $cpc(T)$ and cmb added at Steps 2 to 10? In the following, we will discuss under what kind of manipulations in a dataset within D those non-descendants and descendants of T can be removed as false positives or cannot be removed from $cpc(T)$.

- For a T 's non-descendant $X \notin pa(T)$, X is added to $cpc(T)$ at Steps 2 to 10. In an observational dataset, by the Markov condition, conditioning on $pa(T)$, $T \perp\!\!\!\perp X|pa(T)$ holds. If T is manipulated in $D_i \in D$, by the manipulation rule (Definition 5), for $\forall V_j \in pa(T)$, V_j is independent of T such that $pa(T) \not\subseteq cmb_i(T)$ in D_i . In this case, we cannot determine whether X is a T 's non-descendant in D_i .

Otherwise, if T is not manipulated in D_i , $pa(T) \subseteq cmb_i(T)$ in D_i and there must exist a subset $S \subseteq pa(T)$ and $S \subseteq cmb_i(T)$ in D_i such that $X \perp\!\!\!\perp T|S$ in D_i . Thus, X can be removed from $cpc(T)$ as a T 's non-descendant in D_i . Based on the observations above, we can conclude that in $D_i \in D$, if $X \in cmb_i(T)$ and $S \subseteq cmb_i(T)$, there is at least a directed path from X to T through $S \subseteq pa(T)$ (i.e. T is not manipulated). In this case, if $X \perp\!\!\!\perp T|S$ holds, X as non-descendant of T can be removed from $cpc(T)$.

Example 1. Figure 6 illustrates what kind of manipulations in a dataset we can use to remove a non-descendant of T . In Figure 6(a) to (b), the manipulated variables are in blue. In Figure 6 (b), T is manipulated, $T \perp\!\!\!\perp B$ and $T \perp\!\!\!\perp A$. In this case, $\{A \cup B\} \not\subseteq cmb_b(T)$, and thus we cannot determine whether A is a T 's non-descendant in Figure 6 (b). However, in Figure 5 (a), T is not manipulated. Thus, there exists a directed path from A to T through B , by the Markov condition, that is, $\{A \cup B\} \subseteq cmb_b(T)$. Then $T \perp\!\!\!\perp A|B$ holds and A can be removed as a T 's non-descendant.

- For a T 's descendant $Y \notin ch(T)$ and $Y \in cpc(T)$ after Steps 2 to 10, assuming $pa(Y)$ is the parent set of Y . By the Markov condition, given $pa(Y)$, $T \perp\!\!\!\perp Y|pa(Y)$ holds, and Y is a T 's descendant. Assuming each variable in $pa(Y)$ is manipulated. (1) If $\{pa(Y) \cap pa(T)\}$ is empty (i.e. no variables are parents of both T and Y), $pa(Y) \not\subseteq cmb_i(T)$, and thus, we cannot determine whether Y is a T 's descendant in D_i . (2) If $\{pa(Y) \cap ch(T)\}$ is not empty, for $\forall X \in \{pa(Y) \cap ch(T)\}$, X will be independent of T in D_i , since X as a child of T is manipulated. Accordingly, $\{pa(Y) \cap ch(T)\} \not\subseteq cmb_i(T)$. (3) If $\{pa(Y) \cap pa(T)\}$ is not empty, for $\forall X \in \{pa(Y) \cap pa(T)\}$, X will be dependent on T in D_i , since as a parent of both T and Y , manipulating X does not cut the path on Y to T through X . Thus in this case, $\{pa(Y) \cap pa(T)\} \subseteq cmb_i(T)$.

In summary, (1) If each variable in $pa(Y)$ is manipulated but $Y \in cmb_i(T)$ holds in D_i , there must exist a path on Y to T through $S = \{pa(Y) \cap pa(T)\}$ and $S \subseteq cmb_i(T)$. In this case, if $T \perp\!\!\!\perp Y|S$, Y is a T 's descendant in $cpc(T)$ (See Figure 7(b) in Example 2). (2) If $\exists S \in \{pa(Y) \cap ch(T)\}$ is not manipulated in D_i and $S \subseteq cmb_i(T)$, there must exist a path from T to Y through S in D_i . If $X \perp\!\!\!\perp T|S$ holds, and X is a T 's descendants (See Figure 7(c) in Example 2).

Example 2. Figure 7 illustrates what kind of datasets we can use to remove a descendant of T . In Figure 7(a) to (c), the manipulated variables are in blue. In Figure 7(b), for the T 's descendant D , $pa(D) = \{F, C, E\}$, $\{pa(Y) \cap ch(T)\} = \{F, C\}$, and $\{pa(Y) \cap pa(T)\} = \{E\}$. Although the variables in $pa(D) = \{F, C, E\}$ are all

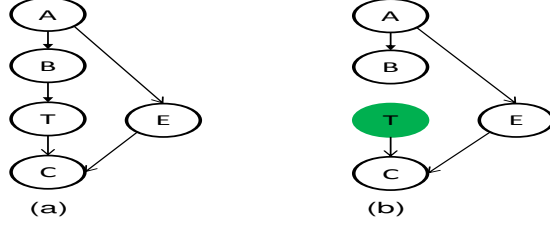


Figure 6: Removing non-descendant A of T : the target T , T 's parent B , and T 's non-descendant A (manipulated nodes in green)

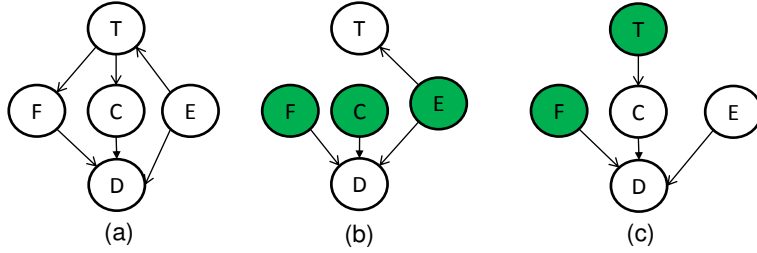


Figure 7: Removing descendant D of T : the target T , T 's child C , and T 's descendant D (manipulated nodes in green)

manipulated, there still exists a path from D to T through E and $\{E, D\} \subseteq cmb_{(b)}(T)$. In Figure 7(b), $E \in pa(D)$ and $T \perp\!\!\!\perp D|E$ holds. Thus, D is a T 's descendant. Figure 7(c) gives an example of not all variables in $\{pa(Y) \cap ch(T)\}$ being manipulated. In Figure 7(c), both T and $F \in pa(D)$ are manipulated. Since $C \in ch(T)$ is not manipulated, there exists a path from D to T through C and $\{C, D\} \subseteq cmb_{(c)}(T)$. In Figure 7(c), $C \in pa(D)$ and $T \perp\!\!\!\perp D|C$ holds. Thus, D is a T 's descendant.

However, to remove those false positives, the challenge is that we do not know which variables are manipulated in each dataset and for each variable in $cpc(T)$ obtained at Steps 2 to 10, we do not know which variable is a parent, or a child, or a non-descendant, or a descendant of T . From the discussions above, we can see that whatever for a T 's non-descendant or a T 's descendant, both called Y , if $T \perp\!\!\!\perp Y|S$ holds in D_i and Y can be removed from $cpc(T)$, dataset D_i should satisfy that $\{Y \cup S\} \subseteq cmb_i(T)$ must hold in D_i , i.e., there must exist a path from Y to T through S .

We formalize the idea to identify and remove false positives in $cpc(T)$ at Steps 11 to 27 in Algorithm 3 in Corollary 20 below. If a false positive is detected in $D_i \in D$, we remove it from $cpc(T)$ and $cmb_j(T)$ (for $\forall j \in \{1, \dots, n\}$), avoiding checking all datasets.

Corollary 20 Referring to Algorithm 3, assuming $V_j \in ipc(T)$ and $\exists S \subseteq \{ipc(T) \setminus V_j\}$, if $\exists k \in \{1, \dots, n\}$ such that $\{V_j \cup S\} \subseteq cmb_k(T)$ and $V_j \perp\!\!\!\perp T|S$ in D_k , $V_j \notin pc(T)$. \square

Using Corollary 20 to determine whether a variable in $cpc(T)$ is a false positive, the naive approach is to check all the subsets of $cpc(T)$ for finding a subset S in a dataset satisfying the

corollary. To improve efficiency, Algorithm 3 (Steps 11 to 27) uses an intermediate parent and child set $ipc(T)$ to greedily sequentially update $cpc(T)$ and cmb ($cmb = \bigcup_{i=1}^n cmb_i(T)$), that is, removing false positives from $cpc(T)$ and cmb , via conditional independence tests. Moreover, instead of using all datasets in D , for $\forall V_j \in cpc(T)$, Steps 11 to 27 attempt to avoid checking all datasets in determining a subset S in a dataset satisfying Corollary 20.

At each iteration, at Steps 12 to 16, Algorithm 3 takes a variable V_j from $cpc(T)$, then finds in which dataset there exists a subset $S \subseteq ipc(T) \setminus V_j$ satisfying Corollary 20. If finding the subset S and $V_j \perp\!\!\!\perp T|S$ holds in a dataset, Algorithm 3 considers next variable in $cpc(T)$. If not, Step 17 adds V_j to $ipc(T)$ and Steps 18 to 26 are triggered. At Steps 18 to 26, for each variable Y currently in $ipc(T)$, due to the inclusion of V_j in $ipc(T)$ just now at Step 17, if there exists S , a subset of $ipc(T)$ satisfying Corollary 20 in a dataset, such that Y is independent of T given S in the dataset, Y can be removed from the current parent and children set $ipc(T)$ (Step 20) and from the current MB set in each dataset, i.e. $cmb_i(T)$ at Steps 21 and 22 if $\exists i \in \{1, \dots, n\}$ such that $Y \in cmb_i(T)$. The second for loop in Algorithm 3 (Steps 11 to 27) will terminate until all variables in $cpc(T)$ are checked once.

Since the size of $ipc(T)$ grows gradually and can be kept as small as possible, this may avoid an expensive search for a subset of large size in $cpc(T)$. In addition, MIPC includes an optimization technique at Step 19 for time efficiency. Once a variable is added to $ipc(T)$ at Step 17, at Steps 18 to 26, for each variable Y in $ipc(T)$, MIPC will check the subsets within the set $\{ipc(T) \setminus Y\}$ that only include the newly added variable, instead of all subsets within $ipc(T) \setminus Y$.

Finally, Steps 28 to 30 output $cpc(T)$, cmb , and $sepset$. The set $sepset$ includes conditioning sets for all variables in V but the target T . For $cpc(T)$ and cmb , in addition to all parents and children of T , they may contain some false positives. We will discuss the set $cpc(T)$ found by Algorithm 3 in Theorems 21 and 22 below in Section 5.3.

5.2.3 TRACING THE MIMB ALGORITHM

In the following we use the example in Figure 8 to walk through the proposed MIMB algorithm. In Figure 8, the top graph is a DAG showing the true causal relationships among the set of variables, where T is the target of interest. The diagrams at the bottom of Figure 8 ((a), (b) and (c)) are the post-intervention DAGs corresponding to three interventional datasets. According to Algorithm 2, we firstly apply MIPC (Algorithm 3) to find the parent and children set of T , $cpc(T)$. The following shows how Algorithm 3 goes through its Steps 2 to 10 to find out $cpc(T)$ from the set of non-target variables $\{E, A, B, F, C, G\}$.

- E : Initially, $cpc(T) = \emptyset$, $cmb_a(T) = \emptyset$, $cmb_b(T) = \emptyset$, and $cmb_c(T) = \emptyset$. As $E \not\perp\!\!\!\perp T$ in Figures 8 (a) and (b), $cpc(T) = \{E\}$ and $cmb_a(T) = \{E\}$ and $cmb_b(T) = \{E\}$ and $cmb_c(T) = \emptyset$.
- A : As $A \not\perp\!\!\!\perp T$ in Figures 8 (a) to (c), $cpc(T) = \{E, A\}$, $cmb_a(T) = \{E, A\}$, $cmb_b(T) = \{E, A\}$, and $cmb_c(T) = \{A\}$.
- B : As $B \not\perp\!\!\!\perp T$ in Figures 8 (a) to (c), $cpc(T) = \{E, A, B\}$ and $cmb_a(T) = \{E, A, B\}$, $cmb_b(T) = \{E, A, B\}$, and $cmb_c(T) = \{A, B\}$.

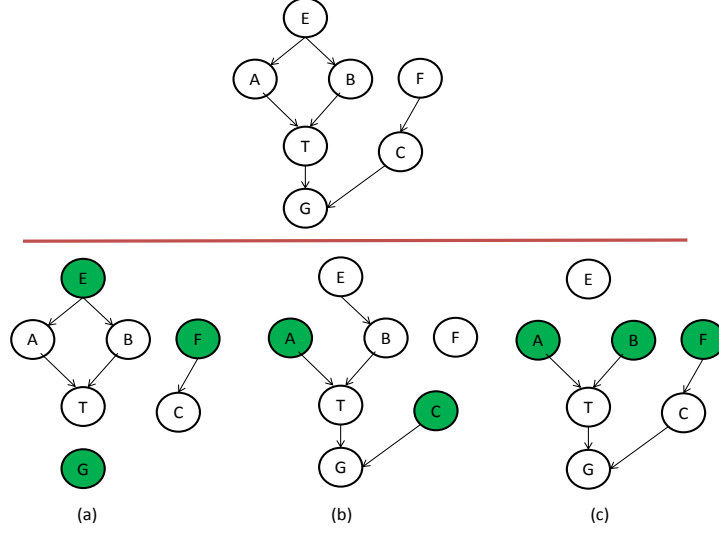


Figure 8: An example of tracing the MIMB algorithm (Figures 8 (a) to (c) are manipulated from the top DAG (manipulated nodes in green))

- F : As $F \perp\!\!\!\perp T$ in Figures 8 (a) to (c), $cpc(T) = \{E, A, B\}$ and $cmb_a(T) = \{E, A, B\}$, $cmb_b(T) = \{E, A, B\}$, and $cmb_c(T) = \{A, B\}$.
- C : As $C \perp\!\!\!\perp T$ in Figures 8 (a) to (c), $cpc(T) = \{E, A, B\}$ and $cmb_a(T) = \{E, A, B\}$, $cmb_b(T) = \{E, A, B\}$, and $cmb_c(T) = \{A, B\}$.
- G : As $G \not\perp\!\!\!\perp T$ in Figures 8 (b) to (c), $cpc(T) = \{E, A, B, G\}$ and $cmb_a(T) = \{E, A, B\}$, $cmb_b(T) = \{E, A, B, G\}$, and $cmb_c(T) = \{A, B, G\}$.

So after carrying out Steps 2 to 10 of Algorithm 3, we get $cpc(T) = \{E, A, B, G\}$ and $cmb_a(T) = \{E, A, B\}$, $cmb_b(T) = \{E, A, B, G\}$, and $cmb_c(T) = \{A, B, G\}$. Then Steps 11 to 27 are implemented as follows

- E : Since $ipc(T)$ is empty, $E \in cmb_a(T)$ and $E \in cmb_b(T)$, and $E \not\perp\!\!\!\perp T$ in Figures 8 (a) and (b), then $ipc(T) = \{E\}$ and move to next variable within $cpc(T)$.
- A : Step 12 firstly examines which datasets make $A \perp\!\!\!\perp T|E$ hold. Since $cmb_a(T) = \{E, A, B\}$ and $cmb_b(T) = \{E, A, B, G\}$ include E and A , then Step 12 checks whether $A \perp\!\!\!\perp T|E$ holds in Figures 8 (a) and (b). But $A \perp\!\!\!\perp T|E$ does not hold in both figures. Then $ipc(T) = \{E, A\}$. Next, Step 20 examines which datasets make $E \perp\!\!\!\perp T|A$ hold. Since $E \not\perp\!\!\!\perp T|A$ holds in Figures 8 (a) and (b), finally, $ipc(T) = \{E, A\}$.
- B : $ipc(T)$. Step 12 examines which datasets makes $B \perp\!\!\!\perp T|E$, $B \perp\!\!\!\perp T|A$, and $B \perp\!\!\!\perp T|\{E, A\}$ hold or not, respectively. $B \perp\!\!\!\perp T|E$, $B \perp\!\!\!\perp T|A$, and $B \perp\!\!\!\perp T|\{E, A\}$ do not hold in Figures 8 (a) to (c). Then $ipc(T) = \{E, A, B\}$. Next, Step 20 checks which datasets makes $A \perp\!\!\!\perp T|B$, and $A \perp\!\!\!\perp T|\{E, B\}$ hold or not, respectively. Those three terms also do not hold in Figures 8 (a) to (c). Finally, Step 20 examines which datasets

makes $E \perp\!\!\!\perp T|B$, and $E \perp\!\!\!\perp T|\{A, B\}$ hold or not, respectively. Since $E \perp\!\!\!\perp T|B$ holds in Figure 8 (b), then Steps 22 to 23 remove E from $ipc(T)$, $cmb_a(T)$, and $cmb_b(T)$. Finally, $ipc(T) = \{A, B\}$.

- G : Step 12 examines which datasets makes $G \perp\!\!\!\perp T|A$, $G \perp\!\!\!\perp T|B$, and $G \perp\!\!\!\perp T|\{B, A\}$ hold or not, respectively. The three terms do not hold in Figure 8 (b) and Figure 8(c). Then $ipc(T) = \{A, B, G\}$. Next, Step 20 checks whether $A \perp\!\!\!\perp T|G$, and $A \perp\!\!\!\perp T|\{B, G\}$ hold or not and whether $B \perp\!\!\!\perp T|G$, and $B \perp\!\!\!\perp T|\{A, G\}$ hold or not, respectively. Finally, $ipc(T) = \{A, B, G\}$.

Thus, after checking all the elements in $cpc(T)$, we get $cpc(T) = \{A, B, G\}$, $cmb_a(T) = \{A, B\}$, $cmb_b(T) = \{A, B, G\}$, and $cmb_c(T) = \{A, B, G\}$. By Step 29, we get $cmb = \{A, B, G\}$ and $sepset(F) = \emptyset$, $sepset(C) = \emptyset$, and $sepset(E) = \{B\}$. Accordingly, after Step 2 in Algorithm 2, we achieved the sets $cpc(T)$, cmb , and $sepset$ including conditioning sets for all variables not in $cpc(T)$. Then in Algorithm 2, Steps 2 to 10 discover the spouses of T as follows.

- $cpc(A) = \{E, T\}$, and $E \perp\!\!\!\perp T|\{B, A\}$ in Figure 8(b) holds, $E \notin sp(T)$.
- $cpc(B) = \{E, T\}$, and $B \in sepset(E)$ holds, $E \notin sp(T)$.
- $cpc(G) = \{C, T\}$, and $C \notin cpc(T)$, $G \notin sepset(C)$ (i.e., $sepset(C) = \emptyset$), then Algorithm 2 checks that $G \in cmb_b(T)$ and $C \not\perp\!\!\!\perp T|G$ in Figure 8 (b). Thus, $C \in sp(T)$, and $cmb_b(T) = \{A, B, G, C\}$.

Thus, finally, by Algorithm 2, we get $mimb_MB(T) = \bigcup_{i=1}^3 cmb_i(T) = \{A, B, G, C\}$ and $mimb_pa(T) = \bigcap_{i=1}^3 cmb_i(T) = \{A, B\}$.

5.3 Discussion

In the following, we discuss the correctness of the MIPC subroutine and the MIMB algorithm, as summarised in Theorems 21 and 22 below.

Theorem 21 *In Algorithm 3, when Υ is conservative, the true set of parents and children of T is a subset of the parent and children set found by Algorithm 3, i.e. $pc(T) \subseteq cpc(T)$.*

Proof: *First we prove that $cpc(T)$ includes $pc(T)$. In the case of $\zeta_T = 0$, by Lemma 4, if $\forall V_j \in pc(T)$, then for $\forall D_i$, $T \not\perp\!\!\!\perp V_j|S$ holds for $\forall S \subseteq cpc(T) \setminus V_j$. If $0 < \zeta_T < n$, since Υ is conservative, $\exists D_i$, $T \not\perp\!\!\!\perp V_j|S$ holds in D_i . Consequently, in Algorithm 3, V_j enters $cpc(T)$ at Step 5 and will remain in $cpc(T)$.*

Second, assuming the set $nd(T) \setminus pa(T)$ denotes the non-descendants excluding the parents of T , we prove that $\forall V_j \in \{nd(T) \setminus pa(T)\}$ is not included in $cpc(T)$. By the Markov condition, without conditioning on $pa(T)$, some non-descendants of T will enter $cpc(T)$ at Step 5. At Steps 11 and 27, since Υ is conservative, $\exists D_i \in D$ such that T is not manipulated, then $pa(T) \subseteq cmb_i(T)$, conditioning on $pa(T)$, V_j is not in $cpc(T)$ in D_i .

Finally, we prove that some descendants of T which are not in $ch(T)$ may be added to $cpc(T)$. By the Markov condition, given a descendant X of T and $pa(X)$, $T \perp\!\!\!\perp X|pa(X)$. If $pa(X) \cap sp(T) \neq \emptyset$ holds, i.e., some variables in $pa(X)$ are spouses of T , we cannot find a dataset D_i in D satisfies $\{X \cup pa(X)\} \subseteq cmb_i(T)$ since Algorithm 3 cannot find any spouses of T . By Corollary 20, X is not able to be removed at Steps 12 and 20. \square

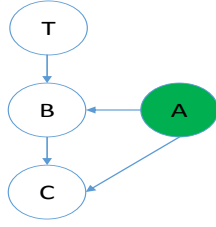


Figure 9: An example where $cpc(T)$ in Algorithm 3 includes false positives

Theorem 21 concludes that all parents and children of T will enter $cpc(T)$ in Algorithm 3, and sometimes may include some descendants of T which are not T 's children. For example, Figure 9 illustrates the situation where some descendants of T are added to $cpc(T)$. In Figure 9, T is the target variable, A is a spouse of T in green which means that A is manipulated, B is a child of T , and C is a descendant of T . C will enter $cpc(T)$ and cannot be removed by the MIPC subroutine. This is because that $A \perp\!\!\!\perp T$ holds such that A is not added to $ipc(T)$ according to Algorithm 3, but only when conditioning on both B and A , T , C and T are independent. Therefore after C is added to $ipc(T)$, it is not removed and remains in $ipc(T)$.

To remove the false positives in the output of MIPC, we can employ a symmetry property in a DAG, that is, if $V_i \notin pc(V_j)$, $V_j \notin pc(V_i)$. Theorem 22 below describes that if symmetrical correction is applied to the output of the MIPC (Algorithm 3), the MIMB Algorithm (Algorithm 2) is theoretically sound.

Theorem 22 *By a symmetry correction, in Algorithm 3, (1) if $\zeta_T = 0$ or $0 < \zeta_T < n$, $\bigcup_{i=1}^n cmb_i(T) = MB(T)$; (2) $\bigcap_{i=1}^n cmb_i(T) = Pa(T)$ if $\zeta_T = 0$ and $ch(T) \subset \bigcup_{i=1}^n \Upsilon_i$.*

Proof: *By the symmetry correction, (1) if $\zeta_T = 0$ or $0 < \zeta_T < n$ holds, by Theorems 8 and 11, at Step 1 in Algorithm 2, $cmb_i(T)$ contains the true parents and children of T in D_i . Then at Step 3 of Algorithm 2, the output is the true parents and children of each variable in $pc(T)$. By Theorem 18, at Steps 2 to 10 in Algorithm 2, the spouses of T in D_i enter $cmb_i(T)$. Thus, $\bigcup_{i=1}^n cmb_i(T) = MB(T)$ holds. (2) By the proof in (1), for $\forall i \in \{1, \dots, n\}$, $cmb_i(T)$ in D_i is the true MB of T in D_i , due to $\zeta_T = 0$ and $ch(T) \subset \bigcup_{i=1}^n \Upsilon_i$, by Theorem 10, $\bigcap_{i=1}^n cmb_i(T) = pa(T)$ holds. \square*

Since in practice the false positive as illustrated with the example in Figure 9, similar to most algorithms for MB discovery from a single observational dataset (Aliferis et al., 2010a), in our implementation, symmetry correction is not applied to the output of MIPC.

5.4 Complexity of MIMB and the baseline algorithm

Using the number of independence tests for measuring time complexity, in the MIPC algorithm (Algorithm 3), at Steps 2 to 10, the complexity of checking variables in $V \setminus T$ is $O(n|V|)$. From Steps 11 to 27, MIPC examines the subsets only containing the newly added features at Steps 12 to 19. Assuming the largest examined subset size within $ipc(T)$ is up to ℓ at Steps 11 to 27 in Algorithm 3, the complexity of MIPC is $O(|cpc(T)|\ell^2 2^\ell)$ where 2^ℓ considers those subsets in $ipc(T)$ that only contain the newly added variables. Thus, for

a single dataset, the complexity of MIMB is $O(|cpc(T)|\ell^2 2^\ell)$. Assuming k is the average number of datasets examined by Algorithm 3 for discovering $cpc(T)$, in the best case of $k = 1$, the complexity of MIMB is $O(|cpc(T)|\ell^2 2^\ell)$, while in the average case of $k < n$, the complexity of MIMB is $O(k|cpc(T)|\ell^2 2^\ell)$. In the worst case of $k = n$, the complexity of MIMB is $O(n|cpc(T)|\ell^2 2^\ell)$.

For the baseline algorithm, since it employs the existing HITON-MB algorithm for MB discovery from each dataset. For a single dataset, the complexity of HITON-MB is $O(|V|\ell^2 2^{|ipc(T)|})$ where $2^{|ipc(T)|}$ includes all subsets in the set $ipc(T)$ with the largest size (Aliferis et al., 2010a). Then the time complexity of the baseline algorithm is $O(n|V|\ell^2 2^{|ipc(T)|})$. Thus, in the average case, MIMB is more efficient than the baseline algorithm, while in the worst case where MIMB needs to check all datasets, the time complexity of MIMB may approximate to that of the baseline algorithm.

6. Experiments

In this section, we evaluate the proposed MIMB algorithm. For the evaluation, we compare the performance of MIMB with the baseline algorithm described in section 5.1, as well as the He-Geng algorithm (He and Geng, 2016). As there are no algorithms specifically developed for finding MBs from multiple interventional datasets, the He-Geng algorithm, which learns an entire DAG from multiple interventional datasets, becomes the only option for our comparative studies. We run the He-Geng algorithm to learn an entire DAG from a dataset to obtain the MB of a target variable from the learnt DAG, then compare the MB with the MB of the target found by MIMB and the baseline algorithm.

In the experiments, we apply a series of synthetic data sets and a real-world data set for evaluating the baseline algorithm, MIMB, and the He-Geng algorithm. G^2 tests are used for all the conditional independence tests and the significance level, α for the G^2 test is set to 0.01.

6.1 Experiments on Synthetic Data

With the synthetic data, we evaluate and compare the performance of the three algorithms using the following metrics:

- Precision. The number of true positives in the output (i.e. the variables in the output belonging to the true MB of a target variable) divided by the number of variables in the output (the MB found) by an algorithm.
- Recall. The number of true positives in the output divided by the number of variables included in the true MB of a target variable.
- F1 score. $F1 = 2 * (precision * recall) / (precision + recall)$.
- nTest. The number of conditional independence tests for the MB discovery implemented by an algorithm.

We conduct two simulations to generate two types of multiple interventional datasets using a commonly used benchmark Bayesian network, the 37-variable ALARM (A Logical

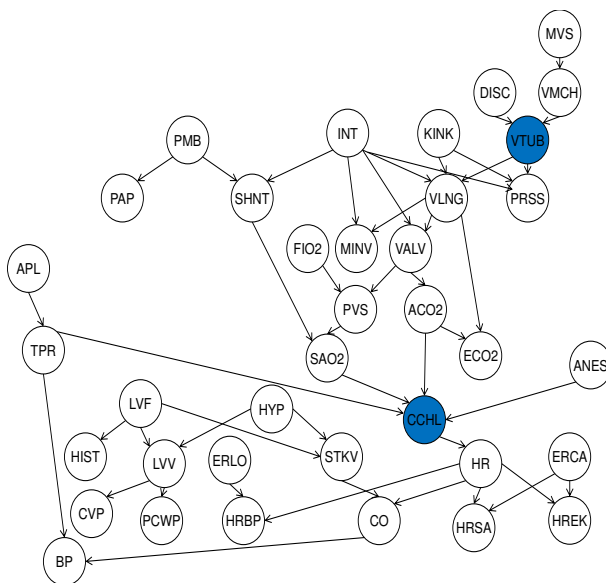


Figure 10: The ALARM Bayesian network

Alarm Reduction Mechanism) network¹, as shown in Figure 10. The first simulation implements five intervention experiments, which generate five interventional datasets, while the second simulation implements ten intervention experiments for the generation of ten interventional datasets. Each dataset contains 5000 samples.

For the experiments, we run each of the two simulations for 10 times to generate 10 groups of the 5 datasets with the first simulation (and denote this collection of 50 datasets as “nData=5”), and 10 groups of the 10 datasets with the second simulation (and denote this collection of 100 datasets as “nData=10”) We compute the average precision, recall, F1 score, and nTest for each algorithm over the ten groups of datasets produced by the two types of simulations, respectively.

Referring to Figure 10, in both simulations, we choose the variables “VTUB” and “CCHL” (i.e. the two blue nodes) in the ALARM network as the target variables, respectively. “VTUB” has the largest sized MB among all variables in the network while “CCHL” has the largest parent set and the second largest MB comparing to other variables in the network.

Given a target variable, in an intervention experiment in a simulation, the manipulated variables are randomly chosen, and we make sure the multiple (5 for the first simulation and 10 for the second simulation) intervention experiments are conservative. After the manipulated variables are chosen in an experiment, by the derived the post-intervention DAG, the post-intervention conditional probabilities of each manipulated variable are then generated from an uninformative Dirichlet distribution (He and Geng, 2016). Based on post-intervention conditional probabilities and the structure of the post-intervention DAG, we generate interventional datasets. By the analyses in Section 4, in the simulation experiments, T is manipulated less than n times. In Tables 4 to 7 as follows, $A \pm B$ denotes that

1. Refer to www.bnlearn.com/bnrepository for the details of the network.

Table 4: Results of discovering the MB of “VTUB” ($\zeta_T = 0$)

Algorithm	nData=5 ($\zeta_T = 0$)		
	recall	precision	F1
He-Geng	0.6333±0.07	0.9800±0.06	0.7661±0.06
Baseline	1.00±0.00	1.00±0.00	1.00±0.00
MIMB	1.00±0.00	1.00±0.00	1.00±0.00
nData=10 ($\zeta_T = 0$)			
He-Geng	0.667±0.00	1.00±0.00	0.80±0.00
Baseline	1.00±0.00	0.9847±0.05	0.9923±0.02
MIMB	0.9667±0.07	1.00±0.00	0.9818±0.04

Table 5: Results of discovering the MB of “VTUB” ($0 < \zeta_T < n$)

Algorithm	nData=5		
	recall	precision	F1
He-Geng	0.60±0.09	1.00±0.00	0.7467±0.07
Baseline	0.9667±0.07	0.9286±0.08	0.9434±0.04
MIMB	0.9667±0.07	0.9429±0.07	0.9510±0.04
nData=10			
He-Geng	0.667±0.08	1.00±0.00	0.7967±0.06
Baseline	1.00±0.00	0.9095±0.11	0.9492±0.07
MIMB	0.95±0.08	0.9381±0.08	0.9421±0.06

the average performance measure (precision, recall or F1) is A with a standard deviation of B. The best results are highlighted in bold-face.

6.1.1 RECALL, PRECISION, AND F1

MIMB and the baseline vs. the He-Geng algorithm. From Tables 4 to 7, both the baseline and MIMB algorithms are significantly better on the recall and F1 metrics than the He-Geng algorithm all the time. The baseline and MIMB find much more true positives than the He-Geng algorithm. The recall metric determines whether an algorithm is able to find a correct MB of a target variable. For example, except for the results in Table 5, the recall of the baseline is up to 1. The He-Geng algorithm is better than the baseline and MIMB on the precision metric under certain conditions. The explanation for the better precision is that the He-Geng algorithm implicitly applies symmetry corrections. The He-Geng algorithm needs to find the neighbors of all variables for learning the entire structure. If variable X is not adjacent to variable Y , the He-Geng algorithm will do not include X in the neighbor set of Y . However, in the experiments, both MIMB and the baseline do not implement symmetry correction.

MIMB vs. the baseline. On the recall metric, from Tables 4 to 7, the baseline achieves the highest recall values (up to 1 at most times). MIMB is little inferior to the baseline on the recall metric. This is because the baseline uses the union of the MBs found in each dataset separately as the final MB of a target variable. For MIMB, if a variable is

Table 6: Results of discovering the MB of “CCHL” ($\zeta_T = 0$)

Algorithm	nData=5		
	recall	precision	F1
He-Geng	0.70±0.11	1.00±0.00	0.8194±0.07
Baseline	1.00±0.00	0.8262±0.08	0.9030±0.05
MIMB	0.92±0.10	0.9514±0.10	0.9300±0.08
nData=10			
He-Geng	0.80±0.00	0.98±0.06	0.8800±0.03
Baseline	1.00±0.00	0.7976±0.06	0.8864±0.04
MIMB	0.86±0.14	1.00±0.00	0.9194±0.08

Table 7: Results of discovering the MB of “CCHL” ($0 < \zeta_T < n$)

Algorithm	nData=5		
	recall	precision	F1
He-Geng	0.66±0.10	1.00±0.00	0.7917±0.07
Baseline	1.00±0.00	0.8667±0.07	0.9273±0.04
MIMB	0.94±0.10	1.00±0.00	0.9667±0.05
nData=10			
He-Geng	0.70±0.11	0.95±0.16	0.7990±0.11
Baseline	1.00±0.00	0.8298±0.14	0.9008±0.09
MIMB	0.84±0.08	0.96±0.12	0.8661±0.08

not in the MB found in one dataset, the algorithm does not test this variable any more for its membership in the MB (Steps 11 to 27 in the MIPC algorithm). Thus, the problem is that when a variable is mistakenly disregarded due to data noise or sample bias of the dataset, MIMB will not add the variable to the final MB, thus a false negative. But when a false positive is added to the MB found in a dataset by the baseline, then the false positive cannot be removed from the output of the baseline. So this also explains why MIMB is better than the baseline on the precision metric. Thus, the baseline has a better performance than MIMB on the recall metric while MIMB is superior to the baseline on the precision metric, thus, the F1 values of the two algorithms are very competitive.

6.1.2 EFFICIENCY OF THE THREE ALGORITHMS

We use the number of independence tests carried out by an algorithm as the measure of its efficiency. Tables 8 and 9 show that under all conditions, MIMB conducts much fewer tests than both the baseline and the He-Geng algorithm. The He-Geng algorithm is slower than MIMB because it needs to learn an entire DAG containing all variables involved in a dataset in order to get the MB of a target variable. Although not learning an entire DAG, the baseline needs to perform the same independence tests in each dataset. MIMB avoids the unnecessary tests in all datasets.

Table 8: Number of independence tests of finding the MB of “VTUB”

Algorithm	$\zeta_T = 0$		$0 < \zeta_T < n$	
	nData=5	nData=10	nData=5	nData=10
He-Geng	28,375±2280	55,287±4347	24,574±3231	53,525±2705
Baseline	2,584±126	3,483±518	1,308±432	3,174±675
MIMB	1,102±85	1,843±210	922±204	1,738±184

Table 9: Number of independence tests of finding the MB of “CCHL”

Algorithm	$\zeta_T = 0$		$0 < \zeta_T < n$	
	nData=5	nData=10	nData=5	nData=10
He-Geng	28,342±2248	54,454±3959	24,714±3336	52,042±3010
Baseline	2,568±303	4,983±528	1,805±486	3,837±598
MIMB	1,390±196	2,400±747	1,332±179	2,166±307

6.1.3 IMPACT OF PARAMETER α

We use the results of the “nData=10” datasets to illustrate the impact of parameter α on the three algorithms for MB discovery. Considering “VTUB” as the target variable, Tables 10 and 11 show that α , the significance level for conditional independence tests, has little influence on the He-Geng and MIMB algorithms using the recall, precision, and F1 metrics.

With “CCHL” as the target, Tables 12 and 13 show that as the value of α changes from 0.01 to 0.05, under the condition of $T = 0$ (i.e. number of interventions on T up to 0), the He-Geng algorithm has no changes on the recall, precision, and F1 metrics, while with $0 < \zeta_T < n$, the recall values of the He-Geng algorithm changes from 0.70 to 0.80. For the baseline, for $T = 0$ or $0 < \zeta_T < n$, it gets the same recall values under different values of α . But the precision values of the baseline have a significant change using different values of α . In contrast, the value of α has less impact on MIMB than the baseline and the He-Geng algorithm.

The explanation is that the baseline simply uses the union of the MBs found in different datasets separately. By the union, the baseline will make more true positives enter the final output, but the baseline does not attempt to remove the false positives from its output. Therefore, the precision of the baseline decreases as the value of α increases. As we discussed previously, the He-Geng algorithm implements a symmetry correction to remove false positives, while MIMB leverages the information of multiple datasets as much as possible to identify false positives. Thus, both MIMB and the He-Geng algorithm achieve stable precision than the baseline. Additionally, the three algorithms all conducted more tests when $\alpha = 0.01$ than when $\alpha = 0.05$.

6.1.4 THE DISCOVERY OF PARENTS

When $\zeta_T = 0$ and $ch(T) \subseteq \bigcup_{i=1}^n \Upsilon_i$ hold, by Theorem 10 in Section 4.1, $\bigcap_{i=1}^n MB_i(T)$ equals to $pa(T)$. Tables 14 to 17 report the results of $\bigcap_{i=1}^n MB_i(T)$ produced by the baseline and MIMB using the “nData=5” and “nData=10” datasets, respectively, for different α values.

Table 10: Results of discovering the MB of “VTUB” with different α ($\zeta_T = 0, nData = 10$)

Algorithm	$\alpha=0.01$			
	recall	precision	F1	nTest
He-Geng	0.67±0.00	1.00±0.00	0.80±0.00	55,287±4347
Baseline	1.00±0.00	0.98±0.05	0.9923±0.02	3,483±518
MIMB	0.97±0.07	1.00±0.00	0.9818±0.06	1,843±210
$\alpha=0.05$				
He-Geng	0.67±0.00	1.00±0.00	0.80±0.00	63,289±3853
Baseline	1.00±0.00	0.85±0.12	0.9141±0.07	3,853±477
MIMB	0.97±0.07	0.98±0.05	0.9742±0.06	2,163±284

Table 11: Results of discovering the MB of “VTUB” with different α ($0 < \zeta_T < n, nData = 10$)

Algorithm	$\alpha=0.01$			
	recall	precision	F1	nTest
He-Geng	0.67±0.08	1.00±0.00	0.7976±0.06	53,525±2705
Baseline	1.00±0.00	0.91±0.11	0.9492±0.07	3,174±675
MIMB	0.95±0.08	0.94±0.08	0.9421±0.06	1,738±184
$\alpha=0.05$				
He-Geng	0.68±0.09	0.95±0.11	0.7876±0.07	62,228±2608
Baseline	1.00±0.00	0.71±0.14	0.8199±0.09	3,821±777
MIMB	0.95±0.08	0.93±0.10	0.9358±0.08	1,968±298

Meanwhile, in Tables 14 to 17, for the He-Geng algorithm, since it combines the learnt DAGs from each dataset to form a final DAG, we use the parents of a given target by the union of parents of the target in each found DAG learnt from multiple datasets.

From Table 14, when $\alpha = 0.01$, with “nData=5”, both the baseline and MIMB find all parents of “VTUB”. With “nData=10”, the He-Geng algorithm finds all parents of “VTUB” without any false positives, while the baseline and MIMB do not find all parents. The output of MIMB does not include any false positives.

When $\alpha = 0.05$, Table 15 shows that with “nData=5”, MIMB achieves much better recall and F1 values than the baseline and the He-Geng algorithm. With “nData=10”, the He-Geng algorithm finds the exact set of parents of “VTUB”, and MIMB still performs better than the baseline.

Table 16 shows the results on “CCHL”. When $\alpha = 0.01$, with “nData=5”, both MIMB, all three algorithms have achieved 100% precision. On the recall value, MIMB is better than the baseline and the He-Geng algorithm. With “nData=10”, the He-Geng algorithm finds the exact set of parents of “CCHL”, while MIMB and the baseline obtain almost the same recall, precision, and F1 values.

Table 12: Results of discovering the MB of “CCHL” with different α ($T = 0$, nData=10)

Algorithm	$\alpha=0.01$			
	recall	precision	F1	nTest
He-Geng	0.80±0.00	0.98±0.06	0.88±0.03	54,454±3959
Baseline	1.00±0.00	0.80±0.06	0.89±0.04	4,983±525
MIMB	0.86±0.14	1.00±0.00	0.92±0.08	2,400±747
$\alpha=0.05$				
He-Geng	0.80±0.00	0.98±0.06	0.88±0.03	62,608±4489
Baseline	1.00±0.00	0.71±0.11	0.81±0.07	5,530±618
MIMB	0.90±0.11	0.96±0.07	0.93±0.07	2,999±644

Table 13: Results of discovering the MB of “CCHL” with different α ($0 < \zeta_T < n$, nData=10)

Algorithm	$\alpha=0.01$			
	recall	precision	F1	nTest
He-Geng	0.70±0.11	0.95±0.16	0.80±0.11	52,042±3010
Baseline	1.00±0.00	0.83±0.14	0.90±0.09	3,837±598
MIMB	0.84±0.10	0.96±0.12	0.89±0.08	2,166±307
$\alpha=0.05$				
He-Geng	0.80±0.13	0.92±0.13	0.84±0.06	61,841±9378
Baseline	1.00±0.00	0.71±0.08	0.83±0.05	4,237±567
MIMB	0.90±0.11	0.94±0.10	0.92±0.09	2,827±442

When $\alpha = 0.05$, Table 17 shows that MIMB and the He-Geng algorithm are very competitive, and the baseline has the worst result with the “nData=5”. With “nData=10”, the He-Geng algorithm finds the exact set of parents of “CCHL”, and MIMB’s performance is much better than the baseline.

Why does the He-Geng algorithm have the best performance with “nData=10” for finding the parent sets? The explanation is that the He-Geng algorithm first finds an entire DAG in each dataset, then it obtains the parents of a given target by taking the union of parents of the target in each found DAG. On the other hand, MIMB and the baseline discover the parents of a given target by taking the intersection of found MBs of the target in different datasets (MIMB does not go through EACH dataset). If the faithfulness assumption holds and all tests are reliable, when $\zeta = 0$, $\bigcap_{i=1}^n MB_i(T)$ returned by MIMB and the baseline should equal to $pa(T)$. But in practice, due to noise in data and the violation of the faithfulness assumption, the intersection may not be equal to $pa(T)$. For example, assuming X is a parent of T , in D_j , the baseline and MIMB are able to add X to $MB_j(T)$, but in D_i , they may not. Thus, finally $\bigcap_{i=1}^n MB_i(T)$ will not include X .

Table 14: Results of $\bigcap_{i=1}^n MB_i(T)$ for “VTUB” ($\alpha=0.01$)

Algorithm	nData=5		
	recall	precision	F1
He-Geng	0.80±0.42	1.00±0.00	0.89±0.32
Baseline	1.00±0.00	1.00±0.00	1.00±0.00
MIMB	1.00±0.00	1.00±0.00	1.00±0.00
nData=10			
He-Geng	1.00±0.00	1.00±0.00	1.00±0.00
Baseline	0.90±0.21	0.93±0.14	0.8933±0.15
MIMB	0.90±0.21	1.00±0.00	0.9333±0.14

Table 15: Results of $\bigcap_{i=1}^n MB_i(T)$ for “VTUB” ($\alpha=0.05$)

Algorithm	nData=5		
	recall	precision	F1
He-Geng	0.70±0.48	1.00±0.00	0.70±0.46
Baseline	0.85±0.24	0.65±0.19	0.7233±0.19
MIMB	0.90±0.21	0.8667±0.17	0.8533±0.14
nData=10			
He-Geng	1.00±0.00	1.00±0.00	1.00±0.00
Baseline	0.85±0.24	0.9833±0.05	0.88±0.16
MIMB	0.90±0.21	1.00±0.00	0.9333±0.14

6.2 Experiments on Real-world Data

In the section, we use the real-world data set about educational attainment of teenagers provided in (Rouse, 1995; Stock and Watson, 2003) as a possible practical application of the MIMB algorithm. The original data set includes records of 4739 pupils from approximately 1100 US high schools and 14 attributes as shown in Table 18.

Following the method in (Peters et al., 2016), variable *distance* is the manipulated variable, and split the original data set into two interventional data sets (for which the *distance* variable is intervened): one includes 2231 data instances of all pupils who live closer to a 4-year college than the median distance of 10 miles, and the other includes 2508 data instances of all pupils who live at least 10 miles from the nearest 4-year college. Then we select the variable *education* as the target variable and make it into a binary target, that is, whether a pupil received a BA (Bachelor of Arts) degree or not.

As we have not the ground truth of the causes and effects of the variables in this real-world data set, we use the PC algorithm (Spirtes et al., 2000), a well-known algorithm for Bayesian network structure learning to learn a partial DAG (see Figure 11) from the original dataset. This causal structure is then used as the ground truth in our experiments. The work in (Peters et al., 2016) also applied their proposed method, ICP (Invariant Causal prediction, details see Section 2) to the two interventional datasets (created from the educational attainment dataset as described above) to find the causes of the variable *education*.

Table 16: Results of $\bigcap_{i=1}^n MB_i(T)$ for ‘‘CCHL’’ ($\alpha=0.01$)

Algorithm	nData=5		
	recall	precision	F1
He-Geng	0.875±0.13	1.00±0.00	0.9286±0.08
Baseline	0.90±0.13	1.00±0.00	0.9429±0.07
MIMB	0.90±0.17	1.00±0.00	0.9381±0.11
	nData=10		
He-Geng	1.00±0.00	1.00±0.00	1.00±0.00
Baseline	0.925±0.17	1.00±0.00	0.9571±0.07
MIMB	0.926±0.22	1.00±0.00	0.9571±0.07

Table 17: Results of $\bigcap_{i=1}^n MB_i(T)$ for ‘‘CCHL’’ ($\alpha=0.05$)

Algorithm	nData=5		
	recall	precision	F1
He-Geng	0.90±0.12	0.98±0.06	0.9317±0.07
Baseline	0.80±0.10	0.98±0.08	0.8750±0.07
MIMB	0.875±0.13	1.0±0.00	0.9286±0.08
	nData=10		
He-Geng	1.00±0.00	1.00±0.00	1.00±0.00
Baseline	0.80±0.16	1.00±0.00	0.8810±0.10
MIMB	0.926±0.22	1.00±0.00	0.9571±0.07

Therefore, in our experiments with the real-world data for MB and cause (parent) discovery, we also compare MIMB with ICP, in addition to the baseline and the He-Geng algorithm.

Table 19 shows that MIMB is more efficient than He-Geng and the baseline, with much fewer conditional independence tests done. Meanwhile, considering Figure 11 as the ground truth, all the four parents (causes) of *education* discovered by MIMB is consistent with the parents of *education* in Figure 11. But ICP finds only two parents, while He-Geng and the baseline only discover three correct parents each.

To further validate those results, Table 20 gives the p-values of the strength of influences of the variables on *education* calculated by each algorithm. By Table 20, all the four algorithms show that *score* and *fcollge* have the most significant influences on *education*. Meanwhile, MIMB shows that *income* and *mcollge* are more important than *tuition*, which seems plausible.

In Table 20, we can see that the MBs found by the three algorithms (He-Geng, baseline, and MIMB) are a little different. We should be aware that without knowing the ‘‘real’’ ground-truth of the MB of *education*, it is difficult to tell which algorithm discovers the correct MB of *education*, although we have a reference causal structure in Figure 11.

However, as the MB of a target variable is the set of optimal feature for classification on the target (Aliferis et al., 2010b), we evaluate the findings of MIMB by examining the performance of the predictions based on the MBs found from the multiple interventional data sets. With KNN and NB (Naive Bayes) classifiers, we use those discovered MBs for predicting the target *education*, that is, whether a student will receive a BA degree or not.

Table 18: Variables in the educational attainment data set and their meanings

Variable	Meaning
education	Years of education completed (target variable, binarized to completed a BA or not in this paper)
gender	Student gender, male or female
ethnicity	Afam/Hispanic/Other
score	Base year composite test score. (These are achievement tests given to high school seniors in the sample)
fcollege	Father is a college graduate or not
mcollege	Mother is a college graduate or not
home	Family owns a house or not
urban	School in urban area or not
unemp	County unempolymment rate in 1980
wage	State hourly wage in manufacturing in 1980
distance	Distance to the nearest 4-year college
tuition	Avg. state 4-year college tuition in \$1000's
income	Family income >\$25,000 per year or not
region	Student in the western states or other states

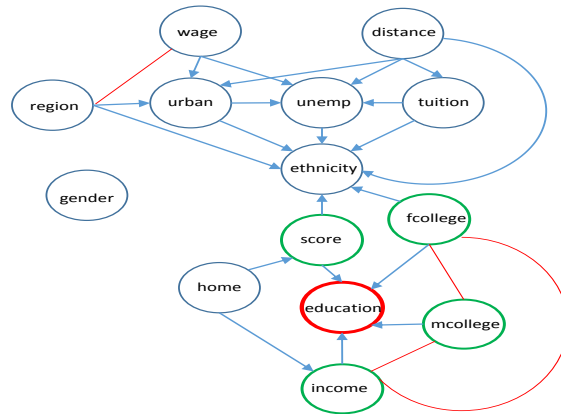


Figure 11: A causal structure learned from the original educational attainment data set (red lines indicate the edges whose directions are undetermined by PC)

Firstly, we select 2000 data instances from the two interventional data sets respectively to construct two training data sets and the remaining 739 data instances as the testing data set. The training datasets and the testing dataset created in this way will have non-identical distribution, thus posing challenges on predictions. Secondly, we use He-Geng, the baseline and MIMB to discover the MBs of *education* from the two training data sets. Thirdly, in each of the two training data sets, we train the KNN and NB classifiers using the discovered MBs and make predictions on the testing dataset. For each algorithm, we combine the prediction results of the KNN and NB classifiers on testing data by majority

Table 19: The causes and MBs of *education* discovered by each algorithm and nTest (Number of tests)

	ICP	He-Geng	Baseline	MIMB
Causes	score, fcollege	score, fcollege, income, tuition	score, fcollege, income	score, fcollege, mcollege, income
MBs	-	score, fcollege, mcollege, income, tuition	score, fcollege, mcollege, income, tuition, ethnicity,	score, fcollege, mcollege, income, tuition, region
nTest	-	29,895	1,075	491

Table 20: p-values of influences each variable on *education* (“•” denotes that the corresponding variable has a significant influences on *education*)

	ICP	He-Geng	Baseline	MIMB
gender	0.187	0.6941	0.6941	0.6941
ethnicity	0.167	2.2E-04•	0.0041	0.0067
score	0.031•	1.3E-06•	3.3E-07•	2.7E-07•
fcollege	0.096•	1.5E-05•	6.5E-07•	6.1E-07•
mcollege	0.189	2.9E-04•	8.9E-04•	3.3E-04•
home	0.213	0.0114	0.0178	0.0058
urban	0.163	0.0487	0.2186	0.1347
unemp	0.213	0.7365	0.6711	0.8182
wage	0.180	0.5265	0.4206	0.3787
tuition	0.213	2.0E-04•	7.5E-04•	0.0068
income	0.151	4.0E-05•	4.2E-04•	5.9E-04•
region	0.208	0.0116	0.1588	0.0065

voting. We repeat the experiments ten times and report the average classification accuracy and the number of tests, as shown in Table 21.

From the table, we see that MIMB achieves higher classification accuracy than both He-Geng and the baseline, and MIMB is significantly more efficient than He-Geng and the baseline.

7. Conclusion and future work

In the paper, we have studied the problem of discovering MBs from multiple interventional datasets without knowing which variables were manipulated. From this study, we can see that multiple interventional data are useful and can be beneficial to MB discovery. The work in this paper is the first to present the theorems about the conditions for the discovery and the algorithm (MIMB) to find the MBs and the parent set of a given target variable under the conditions. Using sythetic and real-world datasets, experimental results validate

Table 21: Classification accuracy and number of tests ($A \pm B$ denotes that A is the average classification accuracy and B is the standard deviation)

	He-Geng	Baseline	MIMB
NB	0.7428 \pm 0.0127	0.7461 \pm 0.0136	0.7494\pm0.0173
KNN	0.7201 \pm 0.0272	0.6855 \pm 0.0392	0.7225\pm0.0368
nTest	24877 \pm 2609	2498 \pm 996	317\pm105

the theorems and the MIMB algorithm proposed in the paper. In future, we will explore if the theorems and MIMB can be utilized to improve global causal structure discovery with multiple interventional datasets.

References

- Constantin F Aliferis, Ioannis Tsamardinos, and Alexander Statnikov. Hiton: a novel markov blanket algorithm for optimal variable selection. In *AMIA Annual Symposium Proceedings*, volume 2003, page 21. American Medical Informatics Association, 2003.
- Constantin F Aliferis, Alexander Statnikov, Ioannis Tsamardinos, Subramani Mani, and Xenofon D Koutsoukos. Local causal and markov blanket induction for causal discovery and feature selection for classification part i: Algorithms and empirical evaluation. *Journal of Machine Learning Research*, 11(Jan):171–234, 2010a.
- Constantin F Aliferis, Alexander Statnikov, Ioannis Tsamardinos, Subramani Mani, and Xenofon D Koutsoukos. Local causal and markov blanket induction for causal discovery and feature selection for classification part ii: Analysis and extensions. *Journal of Machine Learning Research*, 11(Jan):235–284, 2010b.
- Elias Bareinboim and Judea Pearl. Causal inference and the data-fusion problem. *Proceedings of the National Academy of Sciences*, 113(27):7345–7352, 2016.
- Gregory F Cooper and Changwon Yoo. Causal discovery from a mixture of experimental and observational data. In *UAI’99*, pages 116–125. Morgan Kaufmann Publishers., 1999.
- David Danks. Learning the causal structure of overlapping variable sets. In *DS’02*, pages 178–191. Springer, 2002.
- David Danks, Clark Glymour, and Robert E Tillman. Integrating locally learned causal structures with overlapping variables. In *NIPS’09*, pages 1665–1672, 2009.
- Daniel Eaton and Kevin P Murphy. Exact bayesian structure learning from uncertain interventions. In *AISTATS’07*, pages 107–114, 2007.
- Frederick Eberhardt, Clark Glymour, and Richard Scheines. N-1 experiments suffice to determine the causal relations among n variables. In *Innovations in machine learning*, pages 97–112. Springer, 2006.

- Shunkai Fu and Michel C Desmarais. Fast markov blanket discovery algorithm via local learning within single pass. In *Conference of the Canadian Society for Computational Studies of Intelligence*, pages 96–107. Springer, 2008.
- Tian Gao and Qiang Ji. Local causal discovery of direct causes and effects. In *NIPS’15*, pages 2503–2511, 2015.
- Tian Gao, Kshitij Fadnis, and Murray Campbell. Local-to-global bayesian network structure learning. In *ICML’17*, pages 1193–1202, 2017.
- Alain Hauser and Peter Bühlmann. Characterization and greedy learning of interventional markov equivalence classes of directed acyclic graphs. *J Machine Learn Res*, 13:2409–2464, 2012.
- Yang-Bo He and Zhi Geng. Active learning of causal networks with intervention experiments and optimal designs. *J Machine Learn Res*, 9:2523–2547, 2008.
- Yango He and Zhi Geng. Causal network learning from multiple interventions of unknown manipulated targets. *arXiv preprint arXiv:1610.08611*, 2016.
- Jiuyong Li, Saisai Ma, Thuc Le, Lin Liu, and Jixue Liu. Causal decision trees. *IEEE Transactions on Knowledge and Data Engineering*, 29(2):257–271, 2017.
- Dimitris Margaritis and Sebastian Thrun. Bayesian network induction via local neighborhoods. In *NIPS’99*, 1999.
- Judea Pearl. Probabilistic reasoning in intelligent systems: Networks of plausible inference. 1988.
- Judea Pearl. Causal diagrams for empirical research. *Biometrika*, 82(4):669–688, 1995.
- Judea Pearl. *Causality*. Cambridge university press, 2009.
- Jean-Philippe Pellet and André Elisseeff. Using markov blankets for causal structure learning. *J Machine Learn Res*, 9:1295–1342, 2008.
- Jose M Peña, Roland Nilsson, Johan Björkegren, and Jesper Tegnér. Towards scalable and data efficient learning of markov boundaries. *International Journal of Approximate Reasoning*, 45(2):211–232, 2007.
- Jonas Peters, Peter Bühlmann, and Nicolai Meinshausen. Causal inference by using invariant prediction: identification and confidence intervals. *Journal of the Royal Statistical Society: Series B (Statistical Methodology)*, 78(5):947–1012, 2016.
- Cecilia Elena Rouse. Democratization or diversion? the effect of community colleges on educational attainment. *Journal of Business and Economic Statistics*, 13(2):217–224, 1995.
- Peter Spirtes, Clark N Glymour, and Richard Scheines. *Causation, prediction, and search*. MIT press, 2000.

- Alexander Statnikov, Sisi Ma, Mikael Henaff, Nikita Lytkin, Efstratios Efsthathiadis, Eric R Peskin, and Constantin F Aliferis. Ultra-scalable and efficient methods for hybrid observational and experimental local causal pathway discovery. *J Machine Learn Res*, 16: 3219–3267, 2015.
- James H Stock and Mark W Watson. *Introduction to econometrics*, volume 104. Addison Wesley Boston, 2003.
- Robert E Tillman and Peter Spirtes. Learning equivalence classes of acyclic models with latent and selection variables from multiple datasets with overlapping variables. In *AIS-TATS’11*, pages 3–15, 2011.
- Sofia Triantafillou and Ioannis Tsamardinos. Constraint-based causal discovery from multiple interventions over overlapping variable sets. *J Machine Learn Res*, 16:2147–2205, 2015.
- Ioannis Tsamardinos, Constantin F Aliferis, Alexander R Statnikov, and Er Statnikov. Algorithms for large scale markov blanket discovery. In *FLAIRS conference*, 2003.
- Ioannis Tsamardinos, Laura E Brown, and Constantin F Aliferis. The max-min hill-climbing bayesian network structure learning algorithm. *Machine Learn*, 65(1):31–78, 2006.
- Ioannis Tsamardinos, Sofia Triantafillou, and Vincenzo Lagani. Towards integrative causal analysis of heterogeneous data sets and studies. *J Machine Learn Res*, 13:1097–1157, 2012.
- Jing Yang, Ning An, and Gil Alterovitz. A partial correlation statistic structure learning algorithm under linear structural equation models. *IEEE Transactions on Knowledge and Data Engineering*, 28(10):2552–2565, 2016.
- Sandeep Yaramakala and Dimitris Margaritis. Speculative markov blanket discovery for optimal feature selection. In *IEEE ICDM’05*, pages 4–9, 2005.
- Jianxin Yin, You Zhou, Changzhang Wang, Ping He, Cheng Zheng, and Zhi Geng. Partial orientation and local structural learning of causal networks for prediction. In *Causation and Prediction Challenge*, pages 93–105, 2008.