

On the Uniqueness of Global Multiple SLEs

Vincent Beffara

vincent.beffara@univ-grenoble-alpes.fr

Université de Grenoble Alpes, CNRS, Institut Fourier, Grenoble, France

Eveliina Peltola

eveliina.peltola@hcm.uni-bonn.de

Institute for Applied Mathematics, University of Bonn, Germany

Hao Wu

hao.wu.proba@gmail.com

Yau Mathematical Sciences Center, Tsinghua University, China

Abstract

This article focuses on the characterization of global multiple Schramm-Loewner evolutions (SLE). The chordal SLE describes the scaling limit of a single interface in various critical lattice models with Dobrushin boundary conditions, and similarly, global multiple SLEs describe scaling limits of collections of interfaces in critical lattice models with alternating boundary conditions. In this article, we give a minimal amount of characterizing properties for the global multiple SLEs: we prove that there exists a unique probability measure on collections of pairwise disjoint continuous simple curves with a certain conditional law property. As a consequence, we obtain the convergence of multiple interfaces in the critical Ising, FK-Ising, and percolation models.

Contents

1	Introduction	2
1.1	Global Multiple SLEs	2
1.2	Multiple Interfaces in the Critical Planar Ising Model	3
1.3	Multiple Interfaces in the Critical Planar FK-Ising Model	4
2	Preliminaries	5
2.1	Brownian Excursions and Brownian Loop Measure	6
2.2	Loewner Chains and the Schramm-Loewner Evolution	7
2.3	Boundary Perturbation for SLEs	8
2.4	A Crucial Coupling Result for SLEs	9
3	Global Multiple SLEs	10
3.1	Construction of Global Multiple SLEs for $\kappa \leq 4$	10
3.2	Uniqueness for a Pair of Commuting SLEs	11
3.3	Uniqueness: General Case	16
3.4	Marginal Law	19
4	Multiple Interfaces in Ising and Random-Cluster Models	19
4.1	Random-Cluster Models	21
4.2	Existence of Global Multiple SLEs with $\kappa \in (4, 6]$	23
4.3	Uniqueness of Global Multiple SLEs with $\kappa \in (4, 6]$	26
4.4	The Ising Model	30
A	Intersection of Two Fractals	32

1 Introduction

At the turn of the millennium, O. Schramm introduced random fractal curves in the plane which he called “stochastic Loewner evolutions” (SLE) [Sch00, RS05], and which have since then been known as Schramm-Loewner evolutions. He proved that these probability measures on curves are the unique ones that enjoy the following two properties: their law is conformally invariant and, viewed as growth processes (via Loewner’s theory), they have the domain Markov property — a memorylessness property of the growing curve. These properties are natural from the physics point of view, and in many cases, it has been verified that interfaces in critical planar lattice models of statistical physics converge in the scaling limit to SLE type curves; see [Smi01, LSW04, Smi06, CN07, SS09, CDCH⁺14] for examples.

In the chordal case, there is a one-parameter family (SLE_κ) of such curves, parameterized by a real number $\kappa \geq 0$, which is believed to be related to universality classes of the critical models, as well as to the central charges of the corresponding conformal field theories. In this article, we consider several interacting SLE_κ curves, multiple SLEs. We prove in Section 3 that, when $\kappa \in (0, 4]$, there exists a unique multiple SLE_κ measure on families of curves with a given connectivity pattern, as detailed in Theorem 1.2 below. Such measures have already been considered in many works [BBK05, Dub07, Gra07, KL07, Law09], but we have not found a conceptual approach in the literature, in terms of a minimal amount of characterizing properties in the spirit of Schramm’s classification.

The results on convergence of a single discrete interface to an SLE_κ curve in the scaling limit are all rather involved. On the other hand, after the characterization of the multiple SLEs, it is relatively straightforward to extend these convergence results to prove that multiple interfaces also converge to multiple SLE_κ curves. Indeed, the relative compactness of the interfaces in a suitable topology can be verified with little effort, e.g., using results in [DCST17, KS17], and the main problem is then to identify the limit (i.e., to prove that the subsequential limits are given by a unique collection of random curves).

As an application, we show that the chordal interfaces in the critical Ising model with alternating boundary conditions converge to the multiple SLE_κ with parameter $\kappa = 3$, in the sense detailed in Proposition 1.3 and Section 4.4. In contrast to the previous work [Izy17] of K. Izyurov, we work with the global collection of curves and condition on the event that the interfaces form a given connectivity pattern — see Figure 1.1 for an illustration. We also identify the marginal law of one curve in the scaling limit as a weighted chordal SLE_3 . For the identification of the scaling limit, we use the known convergence of a single critical Ising interface to the chordal SLE_3 [CDCH⁺14] combined with our characterization of the multiple SLE_3 , and certain technical estimates to rule out pathological behavior of the curves.

The explicit construction of global multiple SLE_κ given in [KL07, Law09, PW19], and summarized in Section 3 of the present article, fails for $\kappa > 4$. Nevertheless, we discuss in Section 4 how, using information from discrete models, one could extend the classification of the multiple SLE_κ (our Theorem 1.2) to the range $\kappa \in (4, 6]$. More precisely, we show that the convergence of a single interface in the critical random-cluster model combined with a Russo-Seymour-Welsh type (RSW) estimate implies the existence and uniqueness of a global multiple SLE_κ , where $\kappa \in (4, 6]$ is related to the cluster weight q via Equation (4.2). In the special case of the FK-Ising model ($q = 2$), thanks to the results of [Smi10, CS12, CDCH⁺14, DCST17, KS17], we do obtain the convergence of any number of chordal interfaces to the unique multiple $\text{SLE}_{16/3}$ — see Proposition 1.4. For general $\kappa \in (4, 6)$, this result remains conditional on the convergence of a single interface. The case $\kappa = 6$ corresponds to critical percolation, where the convergence also follows by [Smi01, CN07].

1.1 Global Multiple SLEs

Throughout, we let $\Omega \subset \mathbb{C}$ denote a simply connected domain with $2N$ distinct points $x_1, \dots, x_{2N} \in \partial\Omega$ appearing in counterclockwise order along the boundary on locally connected boundary segments. We call the $(2N + 1)$ -tuple $(\Omega; x_1, \dots, x_{2N})$ a *(topological) polygon*. We consider curves in Ω each of which connects two points among $\{x_1, \dots, x_{2N}\}$. These curves can have various planar (i.e., non-crossing)

connectivities. We describe the connectivities by planar pair partitions $\alpha = \{\{a_1, b_1\}, \dots, \{a_N, b_N\}\}$, where $\{a_1, b_1, \dots, a_N, b_N\} = \{1, 2, \dots, 2N\}$. We call such α (*planar*) *link patterns* and denote the set of them by LP_N , for each $N \geq 1$. Given a link pattern $\alpha \in \text{LP}_N$ and $\{a, b\} \in \alpha$, we denote by $\alpha/\{a, b\}$ the link pattern in LP_{N-1} obtained by removing $\{a, b\}$ from α and then relabeling the remaining indices so that they are the first $2(N-1)$ positive integers.

We let $X_{\text{simple}}(\Omega; x_1, x_2)$ denote the set of continuous simple unparameterized curves in Ω connecting x_1 and x_2 such that they only touch the boundary $\partial\Omega$ in $\{x_1, x_2\}$. When $\kappa \in (0, 4]$, the chordal SLE_κ curve belongs to this space almost surely. Also, when $N \geq 2$, we let $X_{\text{simple}}^\alpha(\Omega; x_1, \dots, x_{2N})$ denote the set of families (η_1, \dots, η_N) of pairwise disjoint curves, where $\eta_j \in X_{\text{simple}}(\Omega; x_{a_j}, x_{b_j})$ for all $j \in \{1, \dots, N\}$.

Definition 1.1. Let $\kappa \in (0, 4]$. For $N \geq 2$ and for any link pattern $\alpha \in \text{LP}_N$, we call a probability measure on the families $(\eta_1, \dots, \eta_N) \in X_{\text{simple}}^\alpha(\Omega; x_1, \dots, x_{2N})$ a global N - SLE_κ associated to α if, for each $j \in \{1, \dots, N\}$, the conditional law of the curve η_j given $\{\eta_1, \dots, \eta_N\} \setminus \{\eta_j\}$ is the chordal SLE_κ connecting x_{a_j} and x_{b_j} in the connected component of the domain $\Omega \setminus \bigcup_{i \neq j} \eta_i$ containing the endpoints x_{a_j} and x_{b_j} of η_j on its boundary.

Theorem 1.2. Let $\kappa \in (0, 4]$ and let $(\Omega; x_1, \dots, x_{2N})$ be a polygon with $N \geq 1$. For any $\alpha \in \text{LP}_N$, there exists a unique global N - SLE_κ associated to α .

The existence part of Theorem 1.2 is already known — see [KL07, Law09, PW19]. We briefly review the construction in Section 3.1. J. Miller and S. Sheffield proved the uniqueness part of Theorem 1.2 for $N = 2$ in [MS16b, Theorem 4.1], making use of a coupling of the SLE with the Gaussian free field. Unfortunately, this proof does not apply¹ in general for $N \geq 3$ commuting SLEs. In the present article, we first give a different proof for the existence and uniqueness when $N = 2$ by a Markov chain argument (in Section 3.2), and then generalize the uniqueness proof for all $N \geq 3$ (in Section 3.3). Our proof also gives exponential convergence rate for the Markov chain.

Lastly, let us note that Definition 1.1 implies the following cascade property. Suppose that the collection of random curves $(\eta_1, \dots, \eta_N) \in X_{\text{simple}}^\alpha(\Omega; x_1, \dots, x_{2N})$ has the law of a global N - SLE_κ associated to the link pattern $\alpha \in \text{LP}_N$. Assume also that $\{j, j+1\} \in \alpha$ for some $j \in \{1, \dots, N\}$, and let η_1 be the curve connecting x_j and x_{j+1} . Then, the conditional law of the curves (η_2, \dots, η_N) given η_1 is the global $(N-1)$ - SLE_κ associated to $\alpha/\{j, j+1\}$.

1.2 Multiple Interfaces in the Critical Planar Ising Model

Next, we consider critical Ising interfaces in the scaling limit. Assuming that Ω is bounded, we let discrete domains $(\Omega^\delta; x_1^\delta, \dots, x_{2N}^\delta)$ on the square lattice approximate $(\Omega; x_1, \dots, x_{2N})$ as $\delta \rightarrow 0$ (we will provide the details of the approximation scheme in Section 4), and we consider the critical Ising model (which we also define in Section 4) on Ω^δ with the following *alternating boundary conditions*:

$$\begin{cases} \oplus \text{ on } (x_{2j-1}^\delta, x_{2j}^\delta), & \text{for } j \in \{1, \dots, N\}, \\ \ominus \text{ on } (x_{2j}^\delta, x_{2j+1}^\delta), & \text{for } j \in \{0, 1, \dots, N\}, \end{cases} \quad (1.1)$$

where $(x_i^\delta, x_{i+1}^\delta)$ stands for the counterclockwise boundary arc from x_i^δ to x_{i+1}^δ , with the convention that $x_{2N}^\delta = x_0^\delta$ and $x_{2N+1}^\delta = x_1^\delta$. With the alternating boundary conditions (1.1), in the configurations of the Ising model, N random interfaces $(\eta_1^\delta, \dots, \eta_N^\delta)$ connect pairwise the $2N$ boundary points $x_1^\delta, \dots, x_{2N}^\delta$, forming a planar connectivity encoded in a link pattern $\vartheta^\delta \in \text{LP}_N$. See Figure 1.1 for an illustration.

To understand the scaling limit of the interfaces, we must specify the topology in which the convergence of the curves occurs. Thus, we let X denote the set of planar oriented curves, that is, continuous mappings

¹Another proof (which might be generalizable for $N \geq 3$) for the case of two curves recently appeared in a new appendix to [MSW20]. However, this proof does not give exponential convergence rate of the Markov chain discussed in Remark 3.8.




Figure 1.1: Simulation of the critical Ising model with alternating boundary conditions. There are eight marked points on the boundary of the polygon Ω^δ and therefore, four interfaces connect the marked points pairwise. We only illustrate one possible connectivity of the curves (the reader may verify that there are 14 different topological possibilities).

from $[0, 1]$ to \mathbb{C} modulo reparameterization. We equip X with the metric

$$\text{dist}(\eta, \tilde{\eta}) := \inf_{\varphi, \tilde{\varphi}} \sup_{t \in [0, 1]} |\eta(\varphi(t)) - \tilde{\eta}(\tilde{\varphi}(t))|,$$

where the infimum is taken over all increasing homeomorphisms $\varphi, \tilde{\varphi}: [0, 1] \rightarrow [0, 1]$. Then, the metric space (X, d) is complete and separable. On the space $X_{\text{simple}}^\alpha(\Omega; x_1, \dots, x_{2N})$, we use the metric

$$\text{dist}((\eta_1, \dots, \eta_N), (\tilde{\eta}_1, \dots, \tilde{\eta}_N)) := \max_{1 \leq j \leq N} \text{dist}(\eta_j, \tilde{\eta}_j).$$

Proposition 1.3. *Let $\alpha \in \text{LP}_N$. Then, as $\delta \rightarrow 0$, conditionally on the event $\{\vartheta^\delta = \alpha\}$, the law of the collection $(\eta_1^\delta, \dots, \eta_N^\delta)$ of critical Ising interfaces converges weakly to the global N -SLE₃ associated to α . In particular, as $\delta \rightarrow 0$, the law of a single curve η_j^δ in this collection connecting two points x_a and x_b converges weakly to a conformal image of the Loewner chain with driving function given by Equation (3.14) in Section 3.4 with $\kappa = 3$.*

We prove Proposition 1.3 in Section 4.4, where we also define the Ising model and discuss some of its main features. The key ingredients in the proof are results from [DCST17, KS17] for the relative compactness of the curves, a technical RSW estimate [CDCH⁺14] to rule out pathological behavior, and convergence of one interface [CDCH⁺14] combined with Theorem 1.2 for the identification of the limit.

1.3 Multiple Interfaces in the Critical Planar FK-Ising Model

In Section 4, we also define and discuss the random-cluster models, whose interfaces conjecturally converge to SLE $_\kappa$ curves with $\kappa \in (4, 6]$. Using the discrete holomorphic observable, the convergence has been rigorously proven for the case of the FK-Ising model with $\kappa = 16/3$ for a single interface [CDCH⁺14] and two interfaces [KS18] — we provide with a proof for the general case. Hence, we consider the critical FK-Ising model on Ω^δ with the following alternating boundary conditions (illustrated in Figure 4.1):

$$\begin{cases} \text{wired on } (x_{2j-1}^\delta, x_{2j}^\delta), & \text{for } j \in \{1, \dots, N\}, \\ \text{free on } (x_{2j}^\delta, x_{2j+1}^\delta), & \text{for } j \in \{0, 1, \dots, N\}. \end{cases} \quad (1.2)$$

As in the case of the Ising model, N interfaces $(\eta_1^\delta, \dots, \eta_N^\delta)$ connect pairwise the $2N$ boundary points $x_1^\delta, \dots, x_{2N}^\delta$, forming a planar connectivity encoded in a link pattern $\vartheta^\delta \in \text{LP}_N$. However, this time the scaling limits are not simple curves, and we need to extend the definition of a global multiple SLE $_\kappa$ to

include the range $\kappa \in (4, 6]$. For this, we let $X_0(\Omega; x, y)$ denote the closure of the space $X_{\text{simple}}(\Omega; x, y)$ in the metric topology of (X, dist) . Note that the curves in $X_0(\Omega; x, y)$ may have multiple points but no self-crossings. In particular, for all $\kappa > 4$, the chordal SLE_κ curve belongs to this space almost surely.

Then, for each $N \geq 2$ and $\alpha = \{\{a_1, b_1\}, \dots, \{a_N, b_N\}\} \in \text{LP}_N$, we denote by $X_0^\alpha(\Omega; x_1, \dots, x_{2N})$ the collection of curves (η_1, \dots, η_N) such that, for each $j \in \{1, \dots, N\}$, we have $\eta_j \in X_0(\Omega; x_{a_j}, x_{b_j})$ and η_j does not disconnect any two points x_a, x_b such that $\{a, b\} \in \alpha$ from each other. Note that $X_0^\alpha(\Omega; x_1, \dots, x_{2N})$ is not complete. Above, the global N - SLE_κ was defined for $\kappa \in (0, 4]$ — we now extend this definition to all $\kappa \in (0, 8)$ by replacing $X_{\text{simple}}^\alpha(\Omega; x_1, \dots, x_{2N})$ with $X_0^\alpha(\Omega; x_1, \dots, x_{2N})$ in Definition 1.1. Note that this definition would actually still formally make sense in the range $\kappa \geq 8$, but since for such values of κ , the SLE_κ process is described by a Peano curve, uniqueness of a multiple SLE clearly fails, as one can specify the common boundaries of the different curves in an arbitrary way while preserving the conditional distributions of individual curves.

Proposition 1.4. *Theorem 1.2 also holds for $\kappa = 16/3$, and for any $\alpha \in \text{LP}_N$, as $\delta \rightarrow 0$, conditionally on the event $\{\vartheta^\delta = \alpha\}$, the law of the collection $(\eta_1^\delta, \dots, \eta_N^\delta)$ of critical FK-Ising interfaces converges weakly to the global N - $\text{SLE}_{16/3}$ associated to α .*

We prove Proposition 1.4 in Sections 4.2 and 4.3 (the proof is summarized in Section 4.2). The relative compactness of the curves is similar as in the Ising model. To show that the scaling limit is a global multiple $\text{SLE}_{16/3}$, we use the convergence of one interface [CDCH⁺14] combined with technical analysis using the RSW estimates [DCST17]. To prove the uniqueness of the limit, we use a Markov chain argument similar to the proof of Theorem 1.2, thereby also establishing the uniqueness of the global multiple SLE_κ for $\kappa = 16/3$. To this end, a priori estimates from the discrete model give us strong enough control of the curves (replacing the SLE analysis used for Theorem 1.2 in Section 3).

Remark 1.5. *Similar arguments as presented in Sections 4.2 and 4.3 combined with the results of [Smi01, CN07] show that there also exists a unique global multiple SLE_κ for $\kappa = 6$ with any given connectivity pattern; and Proposition 1.4 holds for the critical site percolation on the triangular lattice with $\kappa = 6$.*

Acknowledgments. We thank C. Garban, K. Izyurov, A. Karrila, A. Kemppainen, and F. Viklund for interesting and useful discussions. We thank I. Manolescu for very useful comments on the RSW estimates. We also thank the referee for careful comments which improved the presentation, provided an alternative proof for the existence of the global 2-SLEs in Section 3, and clarified Section 4.

V.B. is funded by the ANR project ANR-16-CE40-0016. E.P. is funded by the Deutsche Forschungsgemeinschaft (DFG, German Research Foundation) under Germany's Excellence Strategy-EXC-2047/1-390685813. H.W. is funded by Beijing Natural Science Foundation (JQ20001, Z180003) and Chinese Thousand Talents Plan for Young Professionals. During this work, E.P. and H.W. were supported by the ERC AG COMPASP, the NCCR SwissMAP, and the Swiss NSF. Part of this work was done while E.P. and H.W. visited the IHES, and the first version of the paper was completed while E.P. and H.W. were visiting the MFO as a “research pair”.

2 Preliminaries

In this section, we give some preliminary results, for use in subsequent sections. In Section 2.1, we discuss Brownian excursions and the Brownian loop measure. These concepts are needed frequently in Sections 2 and 3. In Sections 2.2 and 2.3, we define the chordal SLE_κ and study its relationships in different domains via so-called boundary perturbation properties. In Section 2.4, we give a crucial coupling result for SLEs in different domains. This coupling is needed in the proof of Theorem 1.2 in Section 3.

2.1 Brownian Excursions and Brownian Loop Measure

We call a polygon $(\Omega; x, y)$ with two marked points a *Dobrushin domain*. Given two boundary points $x, y \in \partial\Omega$, we denote by (yx) the counterclockwise arc of $\partial\Omega$ from y to x . Also, if $U \subset \Omega$ is a simply connected subdomain that agrees with Ω in neighborhoods of x and y , we say that U is a *Dobrushin subdomain* of Ω . For a Dobrushin domain $(\Omega; x, y)$, the *Brownian excursion measure* $\nu(\Omega; (yx))$ is a conformally invariant measure on Brownian excursions in Ω with their two endpoints on the arc (yx) — see [LW04, Section 3] for definitions. It is a σ -finite infinite measure, with the following restriction property: for any Dobrushin subdomain $U \subset \Omega$ that agrees with Ω in a neighborhood of the arc (yx) , we have

$$\nu(\Omega; (yx))[\cdot \mathbb{1}_{\{e \subset U\}}] = \nu(U; (yx))[\cdot]. \quad (2.1)$$

For $\xi \geq 0$, we call a Poisson point process with intensity $\xi\nu(\Omega; (yx))$ a *Brownian excursion soup*.

Whenever x and y lie on sufficiently regular boundary segments of Ω , we define the *boundary Poisson kernel* $H_\Omega(x, y)$ as the unique function which in the upper-half plane $\mathbb{H} = \{z \in \mathbb{C} : \text{Im}(z) > 0\}$ is given by

$$H_{\mathbb{H}}(x, y) = |y - x|^{-2}, \quad x, y \in \mathbb{R}$$

and which in Ω is defined via conformal covariance: for any conformal map $\varphi: \Omega \rightarrow \varphi(\Omega)$, we have

$$H_\Omega(x, y) = |\varphi'(x)\varphi'(y)|H_{\varphi(\Omega)}(\varphi(x), \varphi(y)), \quad (2.2)$$

and in particular, $H_\Omega(x, y) := |\varphi'(x)\varphi'(y)|H_{\mathbb{H}}(\varphi(x), \varphi(y))$, with $\varphi: \Omega \rightarrow \mathbb{H}$.

Lemma 2.1. *Let $(\Omega; x, y)$ be a Dobrushin domain with x, y on sufficiently regular boundary segments. Let $U, V \subset \Omega$ be two Dobrushin subdomains that agree with Ω in a neighborhood of the arc (yx) . Then we have*

$$H_\Omega(x, y) \geq H_U(x, y), \quad (2.3)$$

$$H_\Omega(x, y) H_{U \cap V}(x, y) \geq H_U(x, y) H_V(x, y). \quad (2.4)$$

Proof. The inequality (2.3) follows from (2.2). To prove (2.4), let \mathcal{P} be a Brownian excursion soup with intensity $\nu(\Omega; (yx))$. The union of excursions in \mathcal{P} satisfies the so-called one-sided restriction property (see, e.g., [Wer05, Theorem 8]), which implies that $\mathbb{P}[e \subset U \mid \forall e \in \mathcal{P}] = |\varphi'(x)\varphi'(y)|$, where φ is any conformal map from U onto Ω fixing x and y . Combining with (2.2), we obtain

$$\mathbb{P}[e \subset U \mid \forall e \in \mathcal{P}] = \frac{H_U(x, y)}{H_\Omega(x, y)}.$$

Now, denote by \mathcal{P}_V the collection of excursions in \mathcal{P} that are contained in V . By (2.1), we know that \mathcal{P}_V is a Brownian excursion soup with intensity $\nu(V; (yx))$. The property (2.4) now follows from

$$\frac{H_{U \cap V}(x, y)}{H_V(x, y)} = \mathbb{P}[e \subset U \mid \forall e \in \mathcal{P}_V] \geq \mathbb{P}[e \subset U \mid \forall e \in \mathcal{P}] = \frac{H_U(x, y)}{H_\Omega(x, y)}.$$

This concludes the proof. \square

The *Brownian loop measure* $\mu(\Omega)$ is a conformally invariant measure on unrooted Brownian loops in Ω — see, e.g., [LW04, Sections 3 and 4] for definitions. It is a σ -finite infinite measure, which has the following restriction property: for any subdomain $U \subset \Omega$, we have

$$\mu(\Omega)[\cdot \mathbb{1}_{\{\ell \subset U\}}] = \mu(U)[\cdot].$$

For $\xi \geq 0$, we call a Poisson point process with intensity $\xi\mu(\Omega)$ a *Brownian loop soup*. This notion will be needed in Section 2.4.

Given two disjoint subsets $V_1, V_2 \subset \Omega$, we denote by $\mu(\Omega; V_1, V_2)$ the Brownian loop measure of loops in Ω that intersect both V_1 and V_2 . In other words,

$$\mu(\Omega; V_1, V_2) := \mu\{\ell : \ell \subset \Omega, \ell \cap V_1 \neq \emptyset, \ell \cap V_2 \neq \emptyset\}.$$

If V_1, V_2 are at positive distance from each other, both of them are closed, and at least one of them is compact, then we have $0 \leq \mu(\Omega; V_1, V_2) < \infty$. Furthermore, the measure $\mu(\Omega; V_1, V_2)$ is conformally invariant: we have $\mu(\varphi(\Omega); \varphi(V_1), \varphi(V_2)) = \mu(\Omega; V_1, V_2)$ for any conformal map $\varphi : \Omega \rightarrow f(\Omega)$.

For n disjoint subsets V_1, \dots, V_n of Ω , we denote by $\mu(\Omega; V_1, \dots, V_n)$ the Brownian loop measure of loops in Ω that intersect all of V_1, \dots, V_n . Again, provided that V_j are closed and at least one of them is compact, $\mu(\Omega; V_1, \dots, V_n)$ is finite. This quantity will be needed in Section 3.

2.2 Loewner Chains and the Schramm-Loewner Evolution

An \mathbb{H} -hull is a compact subset K of $\overline{\mathbb{H}}$ such that $\mathbb{H} \setminus K$ is simply connected. Riemann's mapping theorem implies that for any hull K , there exists a unique conformal map g_K from $\mathbb{H} \setminus K$ onto \mathbb{H} such that $\lim_{z \rightarrow \infty} |g_K(z) - z| = 0$. Such a map g_K is called the conformal map from $\mathbb{H} \setminus K$ onto \mathbb{H} *normalized at* ∞ . By standard estimates of conformal maps, the derivative of this map satisfies

$$0 < g'_K(x) \leq 1 \quad \text{for all } x \in \mathbb{R} \setminus K.$$

In fact, this derivative can be viewed as the probability that the Brownian excursion in \mathbb{H} from x to ∞ avoids the hull K — see [LSW03].

Consider a family of conformal maps $(g_t, t \geq 0)$ which solve the Loewner equation: for each $z \in \mathbb{H}$,

$$\partial_t g_t(z) = \frac{2}{g_t(z) - W_t} \quad \text{and} \quad g_0(z) = z,$$

where $(W_t, t \geq 0)$ is some real-valued continuous function, called the *driving function*. Also, denote $K_t := \overline{\{z \in \mathbb{H} : T_z \leq t\}}$, where

$$T_z := \sup \left\{ t \geq 0 : \inf_{s \in [0, t]} |g_s(z) - W_s| > 0 \right\}$$

is the *swallowing time* of the point z . Then, g_t is the unique conformal map from $H_t := \mathbb{H} \setminus K_t$ onto \mathbb{H} normalized at ∞ . The collection of \mathbb{H} -hulls $(K_t, t \geq 0)$ associated with such maps is called a *Loewner chain*. We say that $(K_t, t \geq 0)$ is generated by the continuous curve $(\gamma(t), t \geq 0)$ if, for any $t \geq 0$, the unbounded connected component of $\mathbb{H} \setminus \gamma[0, t]$ coincides with $H_t = \mathbb{H} \setminus K_t$.

In this article, we are concerned with particular hulls generated by curves. For $\kappa \geq 0$, the random Loewner chain $(K_t, t \geq 0)$ driven by $W_t = \sqrt{\kappa}B_t$, where $(B_t, t \geq 0)$ is a standard Brownian motion, is called the (chordal) *Schramm-Loewner Evolution*, or SLE_κ , in \mathbb{H} from 0 to ∞ . S. Rohde and O. Schramm proved in [RS05] that this Loewner chain is almost surely generated by a continuous transient curve γ , with $|\gamma(t)| \rightarrow \infty$ as $t \rightarrow \infty$, the SLE_κ curve. This random curve exhibits the following phase transitions in the parameter κ : when $\kappa \in [0, 4]$, it is a simple curve; whereas when $\kappa > 4$, it has self-touchings, being space-filling if $\kappa \geq 8$. The law of the SLE_κ curve is a probability measure on the space $X_0(\mathbb{H}; 0, \infty)$, and we denote it by $\mathbb{P}(\mathbb{H}; 0, \infty)$.

By conformal invariance, we can define the SLE_κ probability measure $\mathbb{P}(\Omega; x, y)$ in any simply connected domain Ω with two marked boundary points $x, y \in \partial\Omega$ (around which $\partial\Omega$ is locally connected) via pushforward of a conformal map: if $\gamma \sim \mathbb{P}(\mathbb{H}; 0, \infty)$, then we have $\varphi(\gamma) \sim \mathbb{P}(\Omega; x, y)$, where $\varphi : \mathbb{H} \rightarrow \Omega$ is any conformal map such that $\varphi(0) = x$ and $\varphi(\infty) = y$. In fact, by the results of O. Schramm [Sch00], the $(\text{SLE}_\kappa)_{\kappa \geq 0}$ are the only probability measures on curves $\gamma \in X_0(\Omega; x, y)$ satisfying conformal invariance and the following domain Markov property: given an initial segment $\gamma[0, \tau]$ of the SLE_κ curve $\gamma \sim \mathbb{P}(\Omega; x, y)$ up to a stopping time τ , the conditional law of the remaining piece $\gamma[\tau, \infty)$ is the law $\mathbb{P}(\Omega \setminus K_\tau; \gamma(\tau), y)$ of the SLE_κ curve in the complement of the hull K_τ of the initial segment from the tip $\gamma(\tau)$ to y .

2.3 Boundary Perturbation for SLEs

The chordal SLE_κ curve $\gamma \sim \mathbb{P}(\Omega; x, y)$ has a natural boundary perturbation property, where its law in a Dobrushin subdomain of Ω is given by weighting by a factor involving the Brownian loop measure and the boundary Poisson kernel. More precisely, when $\kappa \in (0, 4]$, the SLE_κ is a simple curve only touching the boundary at its endpoints, and its law in the subdomain is absolutely continuous with respect to its law in Ω , as we state in the next Lemma 2.2. However, for $\kappa > 4$, we cannot have such an absolute continuity property, because the SLE_κ has a positive chance to hit the boundary of Ω . Nevertheless, in Lemma 2.3 we show that if we restrict the two processes in a smaller domain, then we retain the absolute continuity for $\kappa \in (4, 8)$.

Throughout this article, we use the following real parameters, depending on $\kappa > 0$:

$$h = \frac{6 - \kappa}{2\kappa} \quad \text{and} \quad c = \frac{(3\kappa - 8)(6 - \kappa)}{2\kappa}. \quad (2.5)$$

Lemma 2.2. *Let $\kappa \in (0, 4]$. Let $(\Omega; x, y)$ be a Dobrushin domain and $U \subset \Omega$ a Dobrushin subdomain. Then, the SLE_κ in U connecting x and y is absolutely continuous with respect to the SLE_κ in Ω connecting x and y , with Radon-Nikodym derivative given by*

$$\frac{d\mathbb{P}(U; x, y)}{d\mathbb{P}(\Omega; x, y)}(\gamma) = \left(\frac{H_\Omega(x, y)}{H_U(x, y)} \right)^h \mathbb{1}_{\{\gamma \subset U\}} \exp(c\mu(\Omega; \gamma, \Omega \setminus U)).$$

Proof. See [LSW03, Section 5] and [KL07, Proposition 3.1]. □

The next lemma is a consequence of results in [LSW03, LW04]. We briefly summarize the proof.

Lemma 2.3. *Let $\kappa \in (4, 8)$. Let $(\Omega; x, y)$ be a Dobrushin domain. Let $\Omega^L \subset U \subset \Omega$ be Dobrushin subdomains such that Ω^L and Ω agree in a neighborhood of the arc (yx) and $\text{dist}(\Omega^L, \Omega \setminus U) > 0$. Then, we have*

$$\mathbb{1}_{\{\gamma \subset \Omega^L\}} \frac{d\mathbb{P}(U; x, y)}{d\mathbb{P}(\Omega; x, y)}(\gamma) = \left(\frac{H_\Omega(x, y)}{H_U(x, y)} \right)^h \mathbb{1}_{\{\gamma \subset \Omega^L\}} \exp(c\mu(\Omega; \gamma, \Omega \setminus U)).$$

Proof. By conformal invariance, we may assume that the domain under consideration is $(\Omega; x, y) = (\mathbb{H}; 0, \infty)$. Let $\gamma \sim \mathbb{P}(\mathbb{H}; 0, \infty)$, let $(W_t, t \geq 0)$ be its driving function, and $(g_t, t \geq 0)$ the corresponding conformal maps. Let φ be the conformal map from U onto \mathbb{H} normalized at ∞ . On the event $\{\gamma \subset \Omega^L\}$, define T to be the first time when γ disconnects $\mathbb{H} \setminus U$ from ∞ .

Denote by K_t the hull of $\gamma[0, t]$. For $t < T$, let \tilde{g}_t be the conformal map from $\mathbb{H} \setminus \varphi(K_t)$ onto \mathbb{H} , and let φ_t be the conformal map from $g_t(U \setminus K_t)$ onto \mathbb{H} , both normalized at ∞ . Then we have $\tilde{g}_t \circ \varphi = \varphi_t \circ g_t$. Now we define, for $t < T$,

$$M_t := \varphi'_t(W_t)^h \exp\left(-c \int_0^t \frac{S\varphi_s(W_s)}{6} ds\right),$$

where Sf is the Schwarzian derivative². It was proved in [LSW03, Proposition 5.3] that M_t is a local martingale. Furthermore, using Itô's formula, one can show that the law of γ weighted by M_t is $\mathbb{P}(U; 0, \infty)$ up to time t . Also, it follows from [Law05, Proposition 5.22] (see also [LW04, Section 7]) that

$$-\int_0^t \frac{S\varphi_s(W_s)}{6} ds = \mu(\mathbb{H}; \gamma[0, t], \mathbb{H} \setminus U).$$

Now, on the event $\{\gamma \subset \Omega^L\}$, there exists a constant $\varepsilon = \varepsilon(\mathbb{H}, \Omega^L, U) > 0$ such that for $t < T$, we have $\varepsilon \leq \varphi'_t(W_t) \leq 1$. When $\kappa \in (4, 6]$, we have $h \geq 0$ and $c \geq 0$, and thus, on the event $\{\gamma \subset \Omega^L\}$, we

²The Schwarzian derivative of f is defined by $Sf(z) := \frac{f'''(z)}{f'(z)} - \frac{3f''(z)^2}{2f'(z)^2}$.

have $M_t \leq \exp(c\mu(\mathbb{H}; \Omega^L, \mathbb{H} \setminus U))$. When $\kappa \in (6, 8)$, we have $h \leq 0$ and $c \leq 0$, and in this case, we have $M_t \leq \varepsilon^h$. In conclusion, in either case, $(M_t, t < T)$ is uniformly bounded on the event $\{\gamma \subset \Omega^L\}$, and as $t \rightarrow T$, we have $\varphi'_t(W_t) \rightarrow 1$ almost surely, so

$$M_t \rightarrow M_T := \exp(c\mu(\mathbb{H}; \gamma[0, T], \mathbb{H} \setminus U)), \quad \text{as } t \rightarrow T.$$

The assertion now follows by taking into account that $M_0 = \varphi'(0)^h$ and recalling the identity (2.2). \square

2.4 A Crucial Coupling Result for SLEs

We finish this preliminary section with a result from [WW13], which says that we can construct SLEs from the Brownian loop soup and the Brownian excursion soup. This gives a coupling of SLEs in two Dobrushin domains $U \subset \Omega$, which will be crucial in our proof of Theorem 1.2 (for Lemma 3.5 for $\kappa \in [8/3, 4]$).

Let $(\Omega; x, y)$ be a Dobrushin domain. Let \mathcal{L} be a Brownian loop soup with intensity $c\mu(\Omega)$, and \mathcal{P} a Brownian excursion soup with intensity $h\nu(\Omega; (yx))$, where $c = c(\kappa)$ and $h = h(\kappa)$ are defined in (2.5) and $\kappa \in [8/3, 4]$. (Note that for $\kappa \in [8/3, 4]$, we have $c \in [0, 1]$ and $h \in [1/4, 5/8]$.)

We say that two loops ℓ and ℓ' in \mathcal{L} belong to the same cluster if there exists a finite chain of loops ℓ_0, \dots, ℓ_n in \mathcal{L} such that $\ell_0 = \ell$, $\ell_n = \ell'$, and $\ell_j \cap \ell_{j-1} \neq \emptyset$ for all $j \in \{1, \dots, n\}$. We denote by $\bar{\mathcal{C}}$ the family of all closures of the loop-clusters and by Γ the family of all outer boundaries of the outermost elements of $\bar{\mathcal{C}}$. Then, Γ forms a collection of disjoint simple loops, called the CLE_κ for $\kappa \in (8/3, 4]$, see [SW12].

Finally, we define γ_0 to be the right boundary of the union of all excursions $e \in \mathcal{P}$ and γ the boundary of the union of γ_0 and all loops in Γ that it intersects, as illustrated in Figure 2.1.




Figure 2.1: In the left panel, γ_0 is the right boundary of all Brownian excursions in \mathcal{P} . In the middle panel, Γ is the family of all outer boundaries of the outermost elements of the clusters of Brownian loops in \mathcal{L} . In the right panel, γ is the right boundary of the union of γ_0 and all loops in Γ that intersect γ_0 . By [WW13, Theorem 1.1], we find that $\gamma \sim \mathbb{P}(\Omega; x, y)$.

Lemma 2.4. *Let $\kappa \in [8/3, 4]$. Let $(\Omega; x, y)$ be a Dobrushin domain and define \mathcal{L} , \mathcal{P} , Γ , γ_0 , and γ as above. Then, γ has the law of the SLE_κ in Ω connecting x and y .*

Proof. When $\kappa = 8/3$, the curve γ is the same as γ_0 , and it satisfies the so-called one-sided restriction property, which uniquely identifies its law with the $\text{SLE}_{8/3}$ by [LSW03, Theorem 8.4] and [Wer05, Theorem 8]. For $\kappa \in (8/3, 4]$, the assertion was proved in [WW13, Theorem 1.1]. \square

From Lemma 2.4, we see that SLE_κ curves in different domains can be coupled in the following way. Let $U \subset \Omega$ by a Dobrushin subdomain that agrees with Ω in a neighborhood of the arc (yx) . Take \mathcal{L} ,

\mathcal{P} , Γ , γ_0 , and γ as in the above lemma. Let \mathcal{P}_U and \mathcal{L}_U respectively be the collections of excursions in \mathcal{P} and loops in \mathcal{L} that are contained in U . Define η_0 to be the right boundary of the union of all excursions $e \in \mathcal{P}_U$, define Γ_U to be the collection of all outer boundaries of the outermost clusters of \mathcal{L}_U , and η to be the right boundary of the union of η_0 and all loops in Γ_U that it intersects.

Corollary 2.5. *Let $\kappa \in [8/3, 4]$. Let $(\Omega; x, y)$ be a Dobrushin domain and $U \subset \Omega$ a Dobrushin subdomain that agrees with Ω in a neighborhood of the arc $(y x)$. There exists a coupling (γ, η) of $\gamma \sim \mathbb{P}(\Omega; x, y)$ and $\eta \sim \mathbb{P}(U; x, y)$ such that, almost surely, η stays to the left of γ and*

$$\mathbb{P}[\eta = \gamma] = \mathbb{P}[\gamma \subset U].$$

Proof. Lemma 2.4 and the above paragraph give the sought coupling. \square

Remark 2.6. *The coupling (γ, η) of Corollary 2.5 is the one which maximizes the probability $\mathbb{P}[\eta = \gamma]$.*

3 Global Multiple SLEs

This section concerns the existence and uniqueness of global multiple SLE_κ measures for $\kappa \in (0, 4]$. Such global N -SLEs associated to all link patterns $\alpha \in \text{LP}_N$ and all $\kappa \in (0, 4]$ have been constructed in [KL07, Law09, PW19]. In Section 3.1, we briefly recall this construction, which immediately gives the existence part of Theorem 1.2. We prove the uniqueness part of Theorem 1.2 in Sections 3.2 and 3.3.

3.1 Construction of Global Multiple SLEs for $\kappa \leq 4$

Fix a polygon $(\Omega; x_1, \dots, x_{2N})$. For a link pattern $\alpha = \{\{a_1, b_1\}, \dots, \{a_N, b_N\}\} \in \text{LP}_N$, we let \mathbb{P}_α denote the product measure of N independent chordal SLE_κ curves,

$$\mathbb{P}_\alpha := \bigotimes_{j=1}^N \mathbb{P}(\Omega; x_{a_j}, x_{b_j}),$$

and \mathbb{E}_α the expectation with respect to \mathbb{P}_α . A global N - SLE_κ associated to α can be constructed as the probability measure $\mathbb{Q}_\alpha^\# = \mathbb{Q}_\alpha^\#(\Omega; x_1, \dots, x_{2N})$ which is absolutely continuous with respect to \mathbb{P}_α with explicit Radon-Nikodym derivative given in (3.1) below. This formula involves a combinatorial expression m_α of Brownian loop measures, obtained by an inclusion-exclusion procedure that depends on α . More precisely, for a configuration $(\eta_1, \dots, \eta_N) \in X_0^\alpha(\Omega; x_1, \dots, x_{2N})$, we define

$$m_\alpha(\Omega; \eta_1, \dots, \eta_N) := \sum_{\text{c.c. } \mathcal{C} \text{ of } \Omega \setminus \{\eta_1, \dots, \eta_N\}} m(\mathcal{C}),$$

where the sum is over all the connected components (c.c.) of the complement of the curves, and

$$\begin{aligned} m(\mathcal{C}) := & \sum_{\substack{i_1, i_2 \in \mathcal{B}(\mathcal{C}), \\ i_1 \neq i_2}} \mu(\Omega; \eta_{i_1}, \eta_{i_2}) - \sum_{\substack{i_1, i_2, i_3 \in \mathcal{B}(\mathcal{C}), \\ i_1 \neq i_2 \neq i_3 \neq i_1}} \mu(\Omega; \eta_{i_1}, \eta_{i_2}, \eta_{i_3}) \\ & + \dots + (-1)^p \mu(\Omega; \eta_{j_1}, \dots, \eta_{j_p}) \end{aligned}$$

is a combinatorial expression associated to the c.c. \mathcal{C} , where

$$\mathcal{B}(\mathcal{C}) := \{j \in \{1, \dots, N\} : \eta_j \subset \partial \mathcal{C}\} = \{j_1, \dots, j_p\}$$

denotes the set of indices j for which the curve η_j is a part of the boundary of \mathcal{C} . Now, we define the probability measure $\mathbb{Q}_\alpha^\#$ via

$$\frac{d\mathbb{Q}_\alpha^\#}{d\mathbb{P}_\alpha}(\eta_1, \dots, \eta_N) = \frac{R_\alpha(\Omega; \eta_1, \dots, \eta_N)}{\mathbb{E}_\alpha[R_\alpha(\Omega; \eta_1, \dots, \eta_N)]}, \quad (3.1)$$

where $R_\alpha(\Omega; \eta_1, \dots, \eta_N) := \mathbb{1}_{\{\eta_j \cap \eta_k = \emptyset \ \forall \ j \neq k\}} \exp\left(cm_\alpha(\Omega; \eta_1, \dots, \eta_N)\right).$

By [PW19, Proposition 3.3], this measure satisfies the defining property of a global multiple SLE_κ , stated in Definition 1.1. Also, as observed in [PW19, Equation (3.6)], the expectation of R_α defines a conformally invariant and bounded function of the marked boundary points:

$$0 < f_\alpha(\Omega; x_1, \dots, x_{2N}) := \mathbb{E}_\alpha[R_\alpha(\Omega; \eta_1, \dots, \eta_N)] \leq 1.$$

If $(\Omega; x_1, \dots, x_{2N})$ is a polygon and $U \subset \Omega$ a simply connected subdomain that agrees with Ω in neighborhoods of x_1, \dots, x_{2N} , we say that U is a *sub-polygon* of Ω . When the marked points x_1, \dots, x_{2N} lie on sufficiently regular boundary segments of Ω , we may define, for all $\alpha \in \text{LP}_N$, the functions

$$\mathcal{Z}_\alpha(\Omega; x_1, \dots, x_{2N}) := f_\alpha(\Omega; x_1, \dots, x_{2N}) \prod_{\{a,b\} \in \alpha} H_\Omega(x_a, x_b)^h, \quad (3.2)$$

where H_Ω is the boundary Poisson kernel introduced in Section 2.1. Since $0 < f_\alpha \leq 1$, we see that

$$0 < \mathcal{Z}_\alpha(\Omega; x_1, \dots, x_{2N}) \leq \prod_{\{a,b\} \in \alpha} H_\Omega(x_a, x_b)^h. \quad (3.3)$$

The functions \mathcal{Z}_α are called *pure partition functions* of multiple SLEs. Explicit formulas for them have been obtained when $\kappa = 2$ [KKP20, Theorem 4.1] and $\kappa = 4$ [PW19, Theorem 1.5]. For other values of $\kappa \in (0, 8)$, formulas in (complicated) integral form have been found in [FK15, KP16].

The multiple SLE probability measure $\mathbb{Q}_\alpha^\#$ has a useful boundary perturbation property. It serves as an analogue of Lemma 2.2 in our proof of Theorem 1.2.

Proposition 3.1. [PW19, Proposition 3.4] *Let $\kappa \in (0, 4]$ be fixed, and let $(\Omega; x_1, \dots, x_{2N})$ be a polygon and $U \subset \Omega$ a sub-polygon. Then, the probability measure $\mathbb{Q}_\alpha^\#(U; x_1, \dots, x_{2N})$ is absolutely continuous with respect to $\mathbb{Q}_\alpha^\#(\Omega; x_1, \dots, x_{2N})$, with Radon-Nikodym derivative*

$$\frac{d\mathbb{Q}_\alpha^\#(U; x_1, \dots, x_{2N})}{d\mathbb{Q}_\alpha^\#(\Omega; x_1, \dots, x_{2N})}(\eta_1, \dots, \eta_N) = \frac{\mathcal{Z}_\alpha(\Omega; x_1, \dots, x_{2N})}{\mathcal{Z}_\alpha(U; x_1, \dots, x_{2N})} \mathbb{1}_{\{\eta_j \subset U \ \forall \ j\}} \exp\left(c\mu\left(\Omega; \Omega \setminus U, \bigcup_{j=1}^N \eta_j\right)\right).$$

Moreover, if $\kappa \leq 8/3$ and x_1, \dots, x_{2N} lie on sufficiently regular boundary segments of Ω , then we have

$$\mathcal{Z}_\alpha(\Omega; x_1, \dots, x_{2N}) \geq \mathcal{Z}_\alpha(U; x_1, \dots, x_{2N}). \quad (3.4)$$

3.2 Uniqueness for a Pair of Commuting SLEs

Next, we prove that the global 2-SLE_κ measures are unique. This result was proved by J. Miller and S. Sheffield [MS16b, Theorem 4.1] using a coupling of the SLEs with the Gaussian free field (GFF). We present another proof not using this coupling. Our proof also generalizes to the case of $N \geq 3$ commuting SLE curves, whereas couplings with the GFF seem not to be useful in that case.

In this section, we focus on polygons with $N = 2$. We call such a polygon $(\Omega; x_1, x_2, x_3, x_4)$ a *quad*. Because the two connectivities $\alpha \in \text{LP}_2$ of the curves are obtained from each other by a cyclic change of labeling of the marked boundary points, we may without loss of generality consider global 2-SLEs associated to $\alpha = \{\{1, 4\}, \{2, 3\}\}$. Hence, throughout this section we consider pairs (η^L, η^R) of simple

curves such that $\eta^L \in X_0(\Omega; x^L, y^L)$ and $\eta^R \in X_0(\Omega; x^R, y^R)$, with $\eta^L \cap \eta^R = \emptyset$. We denote the space of such pairs by $X_0(\Omega; x^L, x^R, y^R, y^L)$. Now, a probability measure on these pairs (η^L, η^R) of curves is a global 2-SLE $_\kappa$ if the conditional law of η^L given η^R is that of the SLE $_\kappa$ connecting x^L and y^L in the connected component of $\Omega \setminus \eta^R$ containing x^L and y^L on its boundary, and vice versa.

Proposition 3.2. *For any $\kappa \in (0, 4]$, there exists a unique global 2-SLE $_\kappa$ on $X_0(\Omega; x^L, x^R, y^R, y^L)$.*

Corollary 3.3. *Let $\kappa \in (0, 4]$. For any $\alpha \in \text{LP}_2$, there exists a unique global 2-SLE $_\kappa$ associated to α .*

Proof. The two connectivities $\alpha \in \text{LP}_2$ of the curves are obtained from each other by a cyclic change of labeling of the marked boundary points x_1, x_2, x_3, x_4 . Thus, the assertion follows from Proposition 3.2. \square

We prove Proposition 3.2 in the end of this section, after some technical lemmas. The idea is to show that the global 2-SLE $_\kappa$ is the unique stationary measure of a Markov chain, which at each discrete time resamples one of the two curves according to its conditional law given the other one. In fact, the existence part is already well-known (see, e.g., [KL07] and Section 3.1 of the present article), so we only need to prove the uniqueness. Nevertheless, as pointed out by the referee, our Markov chain coupling argument actually gives both the uniqueness and existence of the stationary measure, thanks to the following special case of the Doeblin condition.

Lemma 3.4. *Let P be a Markov kernel on a measurable space E satisfying uniform coupling in the sense that there exists $\theta \in (0, 1)$ such that the total variation distance between images is uniformly bounded as*

$$\sup_{x, y \in E} \|\delta_x P - \delta_y P\|_{\text{TV}} \leq \theta. \quad (3.5)$$

Then, there exists a unique P -stationary probability measure \mathbb{P} , and for every $x \in E$, the Markov chain of kernel P starting at x converges in distribution to \mathbb{P} .

Proof. The key consequence of the uniform coupling (3.5) is that, whenever \mathbb{P}_1 and \mathbb{P}_2 are two probability measures on E , we have the upper bound $\|\mathbb{P}_1 P - \mathbb{P}_2 P\|_{\text{TV}} \leq \theta \|\mathbb{P}_1 - \mathbb{P}_2\|_{\text{TV}}$. Applying this to two stationary measures \mathbb{P}_1 and \mathbb{P}_2 readily implies the uniqueness. Now, let $\{X_n\}$ be a Markov chain of kernel P starting from $x \in E$, and denote by \mathbb{P}_n the law of X_n , i.e., $\mathbb{P}_n = \delta_x P^n$. Then, for all $0 \leq n \leq m$, we have

$$\|\mathbb{P}_n - \mathbb{P}_m\|_{\text{TV}} = \|\delta_x P^n - \delta_x P^m\|_{\text{TV}} \leq \theta^n \|\delta_x - \delta_x P^{m-n}\|_{\text{TV}} \leq \theta^n,$$

so the sequence $\{\mathbb{P}_n\}$ is Cauchy for the total variation distance. Thus, by the completeness of the space of measures, it converges to a limit \mathbb{P} which is P -stationary, thus showing the existence. \square

The next key Lemmas 3.5 and 3.6 are needed in order to establish the uniform coupling for Lemma 3.4. The first one, Lemma 3.5, is crucial: the chordal SLE $_\kappa$ in Ω always has a uniformly positive probability of staying in a subdomain of Ω in the following sense.

Lemma 3.5. *Let $\kappa \in (0, 4]$. Let $(\Omega; x, y)$ be a Dobrushin domain. Let $\Omega^L, U \subset \Omega$ be Dobrushin subdomains such that Ω^L , U , and Ω agree in a neighborhood of the arc (yx) . Suppose $\eta \sim \mathbb{P}(U; x, y)$. Then, there exists a constant $\theta = \theta(\Omega, \Omega^L) > 0$ independent of U such that $\mathbb{P}[\eta \subset \Omega^L] \geq \theta$.*

Proof. We prove the lemma separately for $\kappa \in [8/3, 4]$ and $\kappa \in (0, 8/3]$. For the former case, we make use of the coupling from Section 2.4. For the latter, technically easier case, we use properties of the Brownian loop measure from Section 2.1 and the SLE boundary perturbation property from Section 2.3.

When $\kappa \in [8/3, 4]$, we have $c \geq 0$ by (2.5). Suppose $\gamma \sim \mathbb{P}(\Omega; x, y)$ and denote by D_η (resp. D_γ) the connected component of $U \setminus \eta$ (resp. $\Omega \setminus \gamma$) with (yx) on its boundary. By Corollary 2.5, there exists a coupling of η and γ such that $D_\eta \subset D_\gamma$. Therefore, we have $\mathbb{P}[\eta \subset \Omega^L] \geq \mathbb{P}[\gamma \subset \Omega^L] > 0$. This gives the assertion for $\kappa \in [8/3, 4]$ with $\theta(\Omega, \Omega^L) = \mathbb{P}[\gamma \subset \Omega^L] > 0$.

When $\kappa \in (0, 8/3]$, we have $c \leq 0$ by (2.5). Lemma 2.2 gives

$$\mathbb{P}[\eta \subset \Omega^L] = \left(\frac{H_\Omega(x, y)}{H_U(x, y)} \right)^h \mathbb{E}[\mathbb{1}_{\{\gamma \subset \Omega^L \cap U\}} \exp(c\mu(\Omega; \gamma, \Omega \setminus U))]. \quad (3.6)$$

Note that, on the event $\{\gamma \subset \Omega^L \cap U\}$, we have

$$\begin{aligned} & \mu(\Omega; \gamma, \Omega \setminus (\Omega^L \cap U)) \\ &= \mu(\Omega; \gamma, \Omega \setminus U) + \mu(\Omega; \gamma, \Omega \setminus \Omega^L) - \mu(\Omega; \gamma, \Omega \setminus \Omega^L, \Omega \setminus U) \\ &= \mu(\Omega; \gamma, \Omega \setminus U) + \mu(U; \gamma, U \setminus \Omega^L). \end{aligned} \quad (3.7)$$

Combining (3.6) and (3.7) and using Lemmas 2.1 and 2.2, we obtain

$$\begin{aligned} \mathbb{P}[\eta \subset \Omega^L] &= \left(\frac{H_\Omega(x, y)}{H_U(x, y)} \right)^h \mathbb{E}[\mathbb{1}_{\{\gamma \subset \Omega^L \cap U\}} \exp(c\mu(\Omega; \gamma, \Omega \setminus U))] \\ &\geq \left(\frac{H_\Omega(x, y)}{H_U(x, y)} \right)^h \mathbb{E}[\mathbb{1}_{\{\gamma \subset \Omega^L \cap U\}} \exp(c\mu(\Omega; \gamma, \Omega \setminus (\Omega^L \cap U)))] \\ &= \left(\frac{H_{\Omega^L \cap U}(x, y)}{H_U(x, y)} \right)^h \geq \left(\frac{H_{\Omega^L}(x, y)}{H_\Omega(x, y)} \right)^h. \end{aligned}$$

This gives the assertion for $\kappa \in (0, 8/3]$ with the lower bound $\theta(\Omega, \Omega^L) = (H_{\Omega^L}(x, y)/H_\Omega(x, y))^h > 0$. \square

Next, we prove that one can couple two SLEs in two Dobrushin subdomains of Ω in such a way that their realizations agree with a uniformly positive probability.

Lemma 3.6. *Let $\kappa \in (0, 8)$. Let $(\Omega; x, y)$ be a Dobrushin domain. Let $\Omega^L \subset V \subset U$, $\tilde{U} \subset \Omega$ be Dobrushin subdomains such that Ω^L and Ω agree in a neighborhood of the arc (y, x) and $\text{dist}(\Omega^L, \Omega \setminus V) > 0$. Suppose $\eta \sim \mathbb{P}(U; x, y)$ and $\tilde{\eta} \sim \mathbb{P}(\tilde{U}; x, y)$. Then, there exists a coupling $(\eta, \tilde{\eta})$ such that $\mathbb{P}[\eta = \tilde{\eta} \subset \Omega^L] \geq \theta$, where the constant $\theta = \theta(\Omega, \Omega^L, V) > 0$ is independent of U and \tilde{U} .*

Proof. First, we show that there exists a constant $p_0 = p_0(\Omega, \Omega^L, V) > 0$, independent of U and \tilde{U} , such that $\mathbb{P}[\eta \subset \Omega^L] \geq p_0$. This is true for $\kappa \leq 4$ by Lemma 3.5, so it remains to treat the case $\kappa \in (4, 8)$. For this, we use the SLE boundary perturbation property from Section 2.3.

Let $\gamma \sim \mathbb{P}(\Omega; x, y)$. By Lemma 2.3, we have

$$\mathbb{P}[\eta \subset \Omega^L] = \left(\frac{H_\Omega(x, y)}{H_U(x, y)} \right)^h \mathbb{E}[\mathbb{1}_{\{\gamma \subset \Omega^L\}} \exp(c\mu(\Omega; \gamma, \Omega \setminus U))].$$

When $\kappa \in (4, 6]$, we have $c \geq 0$ and $h \geq 0$ by (2.5). Combining this with the inequality (2.3), we obtain

$$\mathbb{P}[\eta \subset \Omega^L] \geq \mathbb{P}[\gamma \subset \Omega^L].$$

On the other hand, when $\kappa \in (6, 8)$, then (2.5) implies that $c \leq 0$ and $h \leq 0$. On the event $\{\gamma \subset \Omega^L\}$, we have $\mu(\Omega; \gamma, \Omega \setminus U) \leq \mu(\Omega; \Omega^L, \Omega \setminus V)$, so combining with (2.3), we obtain

$$\mathbb{P}[\eta \subset \Omega^L] \geq \left(\frac{H_\Omega(x, y)}{H_V(x, y)} \right)^h \exp(c\mu(\Omega; \Omega^L, \Omega \setminus V)) \mathbb{P}[\gamma \subset \Omega^L].$$

In either case, we have $\mathbb{P}[\eta \subset \Omega^L] \geq p_0$ with $p_0 = p_0(\Omega, \Omega^L, V) > 0$, independently of U and \tilde{U} , as claimed.

Next, we consider the relation between the two SLE_κ curves $\tilde{\eta}$ and η . Using Lemmas 2.2 and 2.3, we see that the law of $\tilde{\eta}$ restricted to $\{\tilde{\eta} \subset \Omega^L\}$ is absolutely continuous with respect to the law of η restricted to $\{\eta \subset \Omega^L\}$, and the Radon-Nikodym derivative is given by

$$R(\eta) := \left(\frac{H_U(x, y)}{H_{\tilde{U}}(x, y)} \right)^h \mathbb{1}_{\{\eta \subset \Omega^L\}} \exp(c\mu(U; \eta, U \setminus \tilde{U}) - c\mu(\tilde{U}; \eta, \tilde{U} \setminus U)).$$

Now, the monotonicity property (2.3) shows that

$$\frac{H_V(x, y)}{H_\Omega(x, y)} \leq \frac{H_U(x, y)}{H_{\tilde{U}}(x, y)} \leq \frac{H_\Omega(x, y)}{H_V(x, y)}.$$

Also, because $\Omega^L \subset V \subset U, \tilde{U} \subset \Omega$, we see that on the event $\{\eta \subset \Omega^L\}$, we have

$$-\mu(\Omega; \Omega^L, \Omega \setminus V) \leq \mu(U; \eta, U \setminus \tilde{U}) - \mu(\tilde{U}; \eta, \tilde{U} \setminus U) \leq \mu(\Omega; \Omega^L, \Omega \setminus V).$$

These facts imply that $R(\eta) \geq \mathbb{1}_{\{\eta \subset \Omega^L\}} \varepsilon$, where $\varepsilon = \varepsilon(\Omega, \Omega^L, V) > 0$ is independent of U and \tilde{U} .

Now, denote the probability $\mathbb{P}[\eta \subset \Omega^L]$ by p . We conclude that the total variation distance of the law of $\tilde{\eta}$ restricted to $\{\tilde{\eta} \subset \Omega^L\}$ and the law of η restricted to $\{\eta \subset \Omega^L\}$ is bounded from above by

$$\mathbb{E} \left[(1 - R(\eta))^+ \mathbb{1}_{\{\eta \subset \Omega^L\}} \right] \leq p - p\varepsilon.$$

Thus, there exists a coupling $(\tilde{\eta}, \eta)$ such that $\mathbb{P}[\tilde{\eta} = \eta \subset \Omega^L] \geq p\varepsilon$. From the first part of the proof, we see that $p \geq p_0(\Omega, \Omega^L, V)$. This proves the asserted result. \square

It is important that the bounds in the technical Lemmas 3.5 and 3.6 are uniform over the domains U and \tilde{U} . In [MS16b, Lemma 4.2], the authors proved a seemingly similar result, but they only showed that there exists a coupling $(\eta, \tilde{\eta})$ such that $\mathbb{P}[\eta = \tilde{\eta}] > 0$, whereas in Lemma 3.6 we proved that $\mathbb{P}[\eta = \tilde{\eta}] \geq \theta$ with the constant θ uniform over U and \tilde{U} .

Let us also emphasize that the assumption in Lemma 3.5 is $\Omega^L, U \subset \Omega$, while the assumption in Lemma 3.6 is $\Omega^L \subset U \subset \Omega$. Lemma 3.5 is the key point in the proof of the uniqueness in Proposition 3.2, as it guarantees that there is a uniformly positive probability to couple two Markov chains for *any* initial values. In order to extend the proof of Proposition 3.2 for the range $\kappa \in (4, 8)$, Lemma 3.5 has to be extended to this range.

Remark 3.7. *It is also worthwhile to discuss the optimal value of the constant θ in Lemmas 3.5 and 3.6. When $\kappa \in [8/3, 4]$, we know this optimal value exactly: namely, from the proof of Lemma 3.5, we see that the optimal constant $\theta = \theta(\Omega, \Omega^L)$ equals $\mathbb{P}[\gamma \subset \Omega^L]$, the probability of the SLE_κ curve $\gamma \sim \mathbb{P}(\Omega; x, y)$ to stay in Ω^L . Also, in Lemma 3.6, if $\kappa \in [8/3, 4]$, then we can use the coupling of Corollary 2.5, which gives the optimal constant $\theta = \theta(\Omega, \Omega^L, V) = \mathbb{P}[\gamma \subset \Omega^L]$. In particular, this constant does not depend on V , so Lemma 3.6 actually holds for all $\Omega^L \subset U, \tilde{U} \subset \Omega$.*

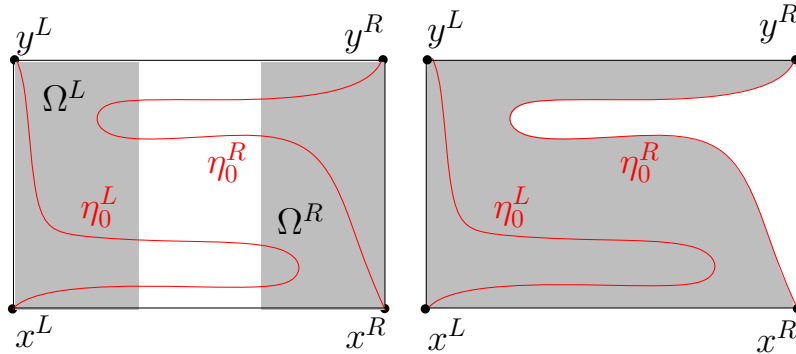


Figure 3.1: In the left panel, the two gray parts indicate Ω^L and Ω^R and the two red curves η_0^L and η_0^R . In the right panel, given $\eta_1^R = \eta_0^R$, we sample η_1^L as the SLE_κ in the gray domain between x^L and y^L . Lemma 3.5 guarantees that $\mathbb{P}[\eta_1^L \subset \Omega^L \mid \eta_1^R] \geq \theta_1$. Then we set $\eta_2^L = \eta_1^L$, and hence, $\mathbb{P}[\eta_2^L \subset \Omega^L] \geq \theta_1$.

Now, we are ready to prove Proposition 3.2.

Proof of Proposition 3.2. By conformal invariance, it suffices to consider the domain $\Omega = [0, \ell] \times [0, 1]$ with marked boundary points $x^L = (0, 0)$, $x^R = (\ell, 0)$, $y^R = (\ell, 1)$, $y^L = (0, 1)$. We define a Markov chain on pairs of curves $(\eta^L, \eta^R) \in X_0(\Omega; x^L, x^R, y^R, y^L)$ as follows (see also Figure 3.1). Given a configuration $(\eta_n^L, \eta_n^R) \in X_0(\Omega; x^L, x^R, y^R, y^L)$, we pick $i \in \{L, R\}$ uniformly and resample η_{n+1}^i according to the conditional law given the other curve. We will prove that this Markov chain has a unique stationary measure.

Take two initial configurations (η_0^L, η_0^R) and $(\tilde{\eta}_0^L, \tilde{\eta}_0^R)$. We will show that there exists a constant $p_0 > 0$, independent of the initial configurations, and a coupling of (η_4^L, η_4^R) and $(\tilde{\eta}_4^L, \tilde{\eta}_4^R)$ such that

$$\mathbb{P}[(\eta_4^L, \eta_4^R) = (\tilde{\eta}_4^L, \tilde{\eta}_4^R)] \geq p_0. \quad (3.8)$$

As depicted in Figure 3.1, we denote $\Omega^L = [0, \ell/3] \times [0, 1]$ and $\Omega^R = [2\ell/3, \ell] \times [0, 1]$, and we denote by $\theta_1 = \theta(\Omega, \Omega^L) = \theta(\Omega, \Omega^R)$ the constant obtained from Lemma 3.5. Given an initial configuration $(\eta_0^L, \eta_0^R) \in X_0(\Omega; x^L, x^R, y^R, y^L)$, we sample η_1^L according to the conditional law and set $\eta_1^R = \eta_0^R$. Then, we sample η_2^R according to the conditional law and set $\eta_2^L = \eta_1^L$. This operation has probability $1/4$. Knowing this sampling order, Lemma 3.5 gives (see Figure 3.1)

$$\mathbb{P}[\eta_2^L \subset \Omega^L] \geq \theta_1 \quad \text{and} \quad \mathbb{P}[\eta_2^R \subset \Omega^R \mid \eta_2^L] \geq \theta_1.$$

Thus, for any initial configurations, we have the uniform bound

$$\mathbb{P}[\eta_2^L \subset \Omega^L, \eta_2^R \subset \Omega^R] \geq \frac{1}{4}\theta_1^2. \quad (3.9)$$

Now, suppose that we have two initial configurations (η_0^L, η_0^R) and $(\tilde{\eta}_0^L, \tilde{\eta}_0^R)$, and we sample (η_2^L, η_2^R) and $(\tilde{\eta}_2^L, \tilde{\eta}_2^R)$ independently. From (3.9), we see that

$$\mathbb{P}[\eta_2^L \subset \Omega^L, \tilde{\eta}_2^L \subset \Omega^L, \eta_2^R \subset \Omega^R, \tilde{\eta}_2^R \subset \Omega^R] \geq \frac{1}{16}\theta_1^4.$$

Then, given $(\eta_2^L, \eta_2^R, \tilde{\eta}_2^L, \tilde{\eta}_2^R)$, we resample η_3^L and $\tilde{\eta}_3^L$ according to the conditional law and set $\eta_3^R = \eta_2^R$ and $\tilde{\eta}_3^R = \tilde{\eta}_2^R$. Lemma 3.6 guarantees that there exists a coupling such that the probability of the event $\{\eta_3^L = \tilde{\eta}_3^L \subset \Omega^L\}$ is at least $\theta_2 > 0$, independently of $(\eta_2^L, \eta_2^R, \tilde{\eta}_2^L, \tilde{\eta}_2^R)$ as long as $\{\eta_2^R, \tilde{\eta}_2^R \subset \Omega^R\}$. Finally, given $(\eta_3^L, \eta_3^R, \tilde{\eta}_3^L, \tilde{\eta}_3^R)$, we resample η_4^R and $\tilde{\eta}_4^R$ according to the conditional law and set $\eta_4^L = \eta_3^L$ and $\tilde{\eta}_4^L = \tilde{\eta}_3^L$. Similarly, there exists a coupling such that the probability of $\{\eta_4^R = \tilde{\eta}_4^R \subset \Omega^R\}$ is at least θ_2 as long as $\{\eta_3^L, \tilde{\eta}_3^L \subset \Omega^L\}$. In conclusion, there exists a coupling of (η_4^L, η_4^R) and $(\tilde{\eta}_4^L, \tilde{\eta}_4^R)$ such that

$$\mathbb{P}[(\eta_4^L, \eta_4^R) = (\tilde{\eta}_4^L, \tilde{\eta}_4^R)] \geq \frac{1}{64}\theta_1^4\theta_2^2.$$

This implies the asserted bound (3.8) with $p_0 = \frac{1}{64}\theta_1^4\theta_2^2$.

In conclusion, both the existence and uniqueness of the 2-SLE $_{\kappa}$ now follow from Lemma 3.4 applied to the kernel P realizing four steps of the above Markov chain on $X_0(\Omega; x^L, x^R, y^R, y^L)$ and (3.8) providing the uniform coupling with $\theta = 1 - p_0$. (Furthermore, the Markov chain is mixing, see Remark 3.8.) \square

Remark 3.8. *The Markov chain in the proof of Proposition 3.2 is mixing, that is, there exists a coupling between $(\eta_{4n}^L, \eta_{4n}^R)$ and the global 2-SLE $_{\kappa}$ (η^L, η^R) so that*

$$\mathbb{P}[(\eta_{4n}^L, \eta_{4n}^R) \neq (\eta^L, \eta^R)] \leq (1 - p_0)^n.$$

The above proof also works when the conditional laws of η^R and η^L are variants of the chordal SLE $_{\kappa}$. In particular, we use this argument for certain SLE variants in the proof of Theorem 1.2 in Section 3.3.

3.3 Uniqueness: General Case

Next, we generalize our proof for the global 2-SLE $_{\kappa}$ to any number $N \geq 3$ of curves, in order to complete the proof of Theorem 1.2. Recall that, for $\alpha \in \text{LP}_N$, we denote by $\mathbb{Q}_{\alpha}^{\#}(\Omega; x_1, \dots, x_{2N})$ the global N -SLE $_{\kappa}$ probability measures constructed in Section 3.1. In the general case $N \geq 3$, in order to establish the uniform coupling for Lemma 3.4, we use the properties of the measures $\mathbb{Q}_{\alpha}^{\#}(\Omega; x_1, \dots, x_{2N})$. Therefore, the Markov chain argument does not yield the existence of the stationary measure.

We begin by generalizing Lemma 3.5. By symmetry, we may assume that $\{1, 2\} \in \alpha$. This lemma only uses the definition of a global multiple SLE $_{\kappa}$ and the property from Lemma 3.5 of the chordal SLE $_{\kappa}$.

Lemma 3.9. *Let $\kappa \in (0, 4]$. Let $(\Omega; x_1, \dots, x_{2N})$ be a polygon and let $\Omega^L, U \subset \Omega$ be sub-polygons such that Ω^L , U , and Ω agree in a neighborhood of the arc $(x_1 x_2)$. Also, let (η_1, \dots, η_N) be any global N -SLE $_{\kappa}$ in $(U; x_1, \dots, x_{2N})$ such that η_1 is the curve connecting x_1 and x_2 . Then, there exists a constant $\theta = \theta(\Omega, \Omega^L) > 0$, independent of U , such that $\mathbb{P}[\eta_1 \subset \Omega^L] \geq \theta$.*

Proof. Denote by \hat{U}_1 the connected component of $U \setminus \bigcup_{j=2}^N \eta_j$ with x_1 and x_2 on its boundary. Then, the conditional law of η_1 given \hat{U}_1 is the chordal SLE $_{\kappa}$ in \hat{U}_1 connecting x_1 and x_2 . By Lemma 3.5, we have $\mathbb{P}[\eta_1 \subset \Omega^L \mid \hat{U}_1] \geq \theta(\Omega, \Omega^L)$, independently of \hat{U}_1 . Therefore, $\mathbb{P}[\eta_1 \subset \Omega^L] \geq \theta(\Omega, \Omega^L)$ as well. \square

To generalize Lemma 3.6, we use the following auxiliary result, which says that all of the curves have a positive probability to stay in a subdomain of Ω , uniformly with respect to a larger subdomain. Its proof uses the explicit construction of the global N -SLE $_{\kappa}$ measure presented in Section 3.1.

Lemma 3.10. *Let $\kappa \in (0, 4]$. Let $(\Omega; x_1, \dots, x_{2N})$ be a polygon and $\Omega^L \subset U \subset \Omega$ sub-polygons. Suppose $(\eta_1, \dots, \eta_N) \sim \mathbb{Q}_{\alpha}^{\#}(U; x_1, \dots, x_{2N})$. Then, there exists a constant $\theta = \theta(\Omega, \Omega^L) > 0$, independent of U , such that $\mathbb{P}[\eta_j \subset \Omega^L \forall j] \geq \theta$.*

Proof. We prove the lemma separately for $\kappa \in (0, 8/3]$ and $\kappa \in [8/3, 4]$. Assume first that $\kappa \in (0, 8/3]$. Let $(\gamma_1^L, \dots, \gamma_N^L)$ be sampled according to $\mathbb{Q}_{\alpha}^{\#}(\Omega^L; x_1, \dots, x_{2N})$. By Proposition 3.1, we have

$$\mathbb{P}[\eta_j \subset \Omega^L \forall j] = \frac{\mathcal{Z}_{\alpha}(\Omega^L; x_1, \dots, x_{2N})}{\mathcal{Z}_{\alpha}(U; x_1, \dots, x_{2N})} \mathbb{E} \left[\exp \left(-c\mu \left(U; U \setminus \Omega^L, \bigcup_{j=1}^N \gamma_j^L \right) \right) \right].$$

Since $\kappa \leq 8/3$, we have $c \leq 0$ by (2.5). Thus, combining with the monotonicity property (3.4), we obtain

$$\mathbb{P}[\eta_j \subset \Omega^L \forall j] \geq \frac{\mathcal{Z}_{\alpha}(\Omega^L; x_1, \dots, x_{2N})}{\mathcal{Z}_{\alpha}(U; x_1, \dots, x_{2N})} \geq \frac{\mathcal{Z}_{\alpha}(\Omega^L; x_1, \dots, x_{2N})}{\mathcal{Z}_{\alpha}(\Omega; x_1, \dots, x_{2N})} > 0,$$

where the lower bound is independent of U , as claimed.

Assume next that $\kappa \in [8/3, 4]$. Let $(\gamma_1, \dots, \gamma_N) \sim \mathbb{Q}_{\alpha}^{\#}(\Omega; x_1, \dots, x_{2N})$. By Proposition 3.1, we have

$$\mathbb{P}[\eta_j \subset \Omega^L \forall j] = \frac{\mathcal{Z}_{\alpha}(\Omega; x_1, \dots, x_{2N})}{\mathcal{Z}_{\alpha}(U; x_1, \dots, x_{2N})} \mathbb{E} \left[\mathbb{1}_{\{\forall j, \gamma_j \subset U\}} \exp \left(c\mu \left(\Omega; \Omega \setminus U, \bigcup_{j=1}^N \gamma_j \right) \right) \right].$$

Since $\kappa \in [8/3, 4]$, we have $c \geq 0$ by (2.5), so we obtain

$$\begin{aligned} \mathbb{P}[\eta_j \subset \Omega^L \forall j] &\geq \frac{\mathcal{Z}_{\alpha}(\Omega; x_1, \dots, x_{2N})}{\mathcal{Z}_{\alpha}(U; x_1, \dots, x_{2N})} \mathbb{P}[\gamma_j \subset \Omega^L \forall j] \\ &\geq \frac{\mathcal{Z}_{\alpha}(\Omega; x_1, \dots, x_{2N})}{\prod_{\{a,b\} \in \alpha} H_U(x_a, x_b)^h} \mathbb{P}[\gamma_j \subset \Omega^L \forall j] && \text{[by (3.3)]} \\ &\geq \frac{\mathcal{Z}_{\alpha}(\Omega; x_1, \dots, x_{2N})}{\prod_{\{a,b\} \in \alpha} H_{\Omega}(x_a, x_b)^h} \mathbb{P}[\gamma_j \subset \Omega^L \forall j] > 0. && \text{[by (2.3)]} \end{aligned}$$

This gives the assertion for $\kappa \in [8/3, 4]$ and finishes the proof. \square

Now, we prove an analogue of Lemma 3.6 for $\kappa \leq 4$ and $N \geq 3$, using the explicit construction of the global N -SLE $_{\kappa}$ measure presented in Section 3.1.

Lemma 3.11. *Let $\kappa \in (0, 4]$. Let $(\Omega; x_1, \dots, x_{2N})$ be a polygon, and let $\Omega^L \subset V \subset U$ and $\tilde{U} \subset \Omega$ be sub-polygons such that $\text{dist}(\Omega^L, \Omega \setminus V) > 0$. Also, suppose that $(\eta_1, \dots, \eta_N) \sim \mathbb{Q}_{\alpha}^{\#}(U; x_1, \dots, x_{2N})$ and $(\tilde{\eta}_1, \dots, \tilde{\eta}_N) \sim \mathbb{Q}_{\alpha}^{\#}(\tilde{U}; x_1, \dots, x_{2N})$. Then, there exists a coupling of (η_1, \dots, η_N) and $(\tilde{\eta}_1, \dots, \tilde{\eta}_N)$ such that $\mathbb{P}[\eta_j = \tilde{\eta}_j \subset \Omega^L \forall j] \geq \theta$, where the constant $\theta = \theta(\Omega, \Omega^L, V) > 0$ is independent of U and \tilde{U} .*

Proof. By Proposition 3.1, the law of $(\tilde{\eta}_1, \dots, \tilde{\eta}_N)$ restricted to $\{\tilde{\eta}_j \subset \Omega^L \forall j\}$ is absolutely continuous with respect to the law of (η_1, \dots, η_N) restricted to $\{\eta_j \subset \Omega^L \forall j\}$, with Radon-Nikodym derivative

$$R(\eta_1, \dots, \eta_N) = \frac{\mathcal{Z}_{\alpha}(U; x_1, \dots, x_{2N})}{\mathcal{Z}_{\alpha}(\tilde{U}; x_1, \dots, x_{2N})} \mathbb{1}_{\{\eta_j \subset \Omega^L \forall j\}} \times \exp \left(c\mu(U; U \setminus \Omega^L, \bigcup_{j=1}^N \eta_j) - c\mu(\tilde{U}; \tilde{U} \setminus \Omega^L, \bigcup_{j=1}^N \eta_j) \right).$$

First, we will find a positive lower bound for $R(\eta_1, \dots, \eta_N)$, separately for $\kappa \in (0, 8/3]$ and $\kappa \in [8/3, 4]$. Since $\Omega^L \subset V \subset U, \tilde{U} \subset \Omega$, on the event $\{\eta_j \subset \Omega^L \forall j\}$, we have

$$\left| \mu(U; U \setminus \Omega^L, \bigcup_{j=1}^N \eta_j) - \mu(\tilde{U}; \tilde{U} \setminus \Omega^L, \bigcup_{j=1}^N \eta_j) \right| \leq \mu(\Omega; \Omega \setminus V, \Omega^L).$$

When $\kappa \in (0, 8/3]$, we have $c \leq 0$ by (2.5). Thus, using the monotonicity property (3.4), we see that on the event $\{\eta_j \subset \Omega^L \forall j\}$, we have

$$R(\eta_1, \dots, \eta_N) \geq \frac{\mathcal{Z}_{\alpha}(\Omega^L; x_1, \dots, x_{2N})}{\mathcal{Z}_{\alpha}(\Omega; x_1, \dots, x_{2N})} \exp(c\mu(\Omega; \Omega \setminus V, \Omega^L)) > 0. \quad (3.10)$$

On the other hand, when $\kappa \in [8/3, 4]$, we have $c \geq 0$ by (2.5). On the event $\{\eta_j \subset \Omega^L \forall j\}$, we have

$$R(\eta_1, \dots, \eta_N) \geq \frac{\mathcal{Z}_{\alpha}(U; x_1, \dots, x_{2N})}{\mathcal{Z}_{\alpha}(\tilde{U}; x_1, \dots, x_{2N})} \exp(-c\mu(\Omega; \Omega \setminus V, \Omega^L)).$$

Using (3.3) and (2.3), we estimate the denominator as

$$\mathcal{Z}_{\alpha}(\tilde{U}; x_1, \dots, x_{2N}) \leq \prod_{\{a,b\} \in \alpha} H_{\tilde{U}}(x_a, x_b)^h \leq \prod_{\{a,b\} \in \alpha} H_{\Omega}(x_a, x_b)^h, \quad (3.11)$$

and using (2.3), we estimate the numerator as

$$\begin{aligned} \mathcal{Z}_{\alpha}(U; x_1, \dots, x_{2N}) &= \prod_{\{a,b\} \in \alpha} H_U(x_a, x_b)^h \times f_{\alpha}(U; x_1, \dots, x_{2N}) \\ &\geq \prod_{\{a,b\} \in \alpha} H_{\Omega^L}(x_a, x_b)^h \times f_{\alpha}(U; x_1, \dots, x_{2N}). \end{aligned}$$

Taking the infimum over all sub-polygons A such that $V \subset A \subset \Omega$, we have

$$f_{\alpha}(U; x_1, \dots, x_{2N}) \geq \inf_A f_{\alpha}(A; x_1, \dots, x_{2N}) := v(\Omega, V).$$

We next show that this infimum is strictly positive. By conformal invariance of f_{α} , we may take $\Omega = \mathbb{H}$, and we have

$$f_{\alpha}(A; x_1, \dots, x_{2N}) = f_{\alpha}(\mathbb{H}; \varphi_A(x_1), \dots, \varphi_A(x_{2N})) > 0$$

for any conformal map $\varphi_A: A \rightarrow \mathbb{H}$. Now, we have

$$v(\Omega, V) = \inf_{(y_1, \dots, y_{2N}) \in K} f_\alpha(\mathbb{H}; y_1, \dots, y_{2N}) > 0,$$

where K is a compact subset of \mathbb{R}^{2N} such that $(\varphi_A(x_1), \dots, \varphi_A(x_{2N})) \in K$ for all A . Thus, we obtain

$$\mathcal{Z}_\alpha(U; x_1, \dots, x_{2N}) \geq \prod_{\{a,b\} \in \alpha} H_{\Omega^L}(x_a, x_b)^h \times v(\Omega, V) > 0. \quad (3.12)$$

After combining (3.11) and (3.12), we finally obtain

$$R(\eta_1, \dots, \eta_N) \geq \prod_{\{a,b\} \in \alpha} \left(\frac{H_{\Omega^L}(x_a, x_b)}{H_\Omega(x_a, x_b)} \right)^h v(\Omega, V) e^{-c\mu(\Omega; \Omega \setminus V, \Omega^L)} > 0. \quad (3.13)$$

In both estimates (3.10) and (3.13), we obtain a lower bound $R(\eta_1, \dots, \eta_N) \geq \varepsilon := \varepsilon(\Omega, \Omega^L, V) > 0$, independently of U and \tilde{U} , as desired. This completes the first part of the proof.

Now, denote the probability $\mathbb{P}[\eta_j \subset \Omega^L \vee j]$ by p . The total variation distance of the law of $(\tilde{\eta}_1, \dots, \tilde{\eta}_N)$ restricted to $\{\tilde{\eta}_j \subset \Omega^L \vee j\}$ and the law of (η_1, \dots, η_N) restricted to $\{\eta_j \subset \Omega^L \vee j\}$ is bounded from above by

$$\mathbb{E}[(1 - R(\eta_1, \dots, \eta_N))^+ \mathbb{1}_{\{\eta_j \subset \Omega^L \vee j\}}] \leq p(1 - \varepsilon).$$

It follows from this observation that there exists a coupling of (η_1, \dots, η_N) and $(\tilde{\eta}_1, \dots, \tilde{\eta}_N)$ such that $\mathbb{P}[\tilde{\eta}_j = \eta_j \subset \Omega^L \vee j] \geq p\varepsilon$. Combining this with Lemma 3.10, we obtain the asserted result. \square

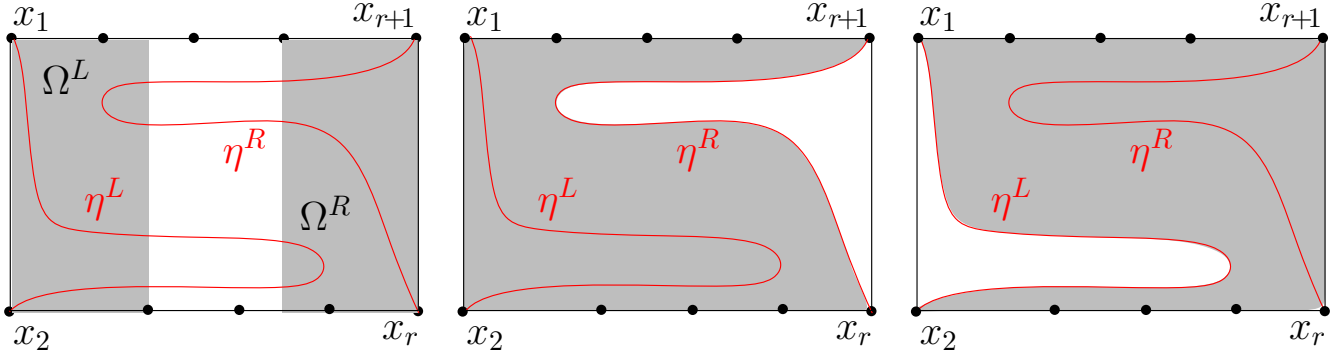


Figure 3.2: In the left panel, the two red curves are η^L and η^R , and the two gray parts are Ω^L and Ω^R . In the middle panel, the gray part is the domain D^L , and the marked points along the boundary of D^L are $x_1, \dots, x_{r-1}, x_{r+2}, \dots, x_{2N}$. In the right panel, the gray part is the domain D^R , and the marked points along the boundary of D^R are x_3, \dots, x_{2N} .

We are now ready to conclude with the proof of Theorem 1.2.

Proof of Theorem 1.2. The existence was proved in [KL07, Law09, PW19], and summarized in Section 3.1. Hence, we only need to prove the uniqueness. To this end, we proceed by induction on $N \geq 2$. The case $N = 2$ is the content of Corollary 3.3. Thus, we let $N \geq 3$ and assume that, for any link pattern $\beta \in \text{LP}_{N-1}$, there exists a unique global $(N-1)$ -SLE $_\kappa$ associated to β . For $j \in \{1, \dots, N-1\}$, we denote by $\mathbb{Q}_\beta^{\{a_j, b_j\}}(\Omega; x_1, \dots, x_{2N-2})$ the marginal law of η_j in this global multiple SLE.

Now, let $\alpha \in \text{LP}_N$ and suppose that $(\eta_1, \dots, \eta_N) \in X_0^\alpha(\Omega; x_1, \dots, x_{2N})$ has the law of a global N -SLE $_\kappa$ associated to α . By symmetry, we may assume that $\{1, 2\}, \{r, r+1\} \in \alpha$ with $r \in \{3, 4, \dots, 2N-1\}$. Denote by η^L (resp. η^R) the curve in the collection $\{\eta_1, \dots, \eta_N\}$ that connects x_1 and x_2 (resp. x_r and x_{r+1}). It follows from the induction hypothesis that, given (η^L, η^R) , the conditional law of the other $(N-2)$ curves is the unique global $(N-2)$ -SLE $_\kappa$ associated to $(\alpha/\{r, r+1\})/\{1, 2\}$ in the appropriate

remaining domain (recalling the link removal notation). Thus, it is sufficient to prove the uniqueness of the joint law on the pair (η^L, η^R) .

The induction hypothesis also implies that, given η^R (resp. η^L), the conditional law of the rest of the curves is the unique global $(N-1)$ -SLE $_\kappa$ associated to the link pattern $\alpha/\{r, r+1\}$ (resp. $\alpha/\{1, 2\}$). As illustrated in Figure 3.2, we denote by D^L (resp. D^R) the connected component of $\Omega \setminus \eta^R$ (resp. $\Omega \setminus \eta^L$) with x_1 and x_2 (resp. x_r and x_{r+1}) on its boundary. Then, the conditional law of η^L given η^R is

$$\mathbb{Q}_{\alpha/\{r, r+1\}}^{\{1, 2\}}(D^L; x_1, \dots, x_{r-1}, x_{r+2}, \dots, x_{2N})$$

and the conditional law of η^R given η^L is

$$\mathbb{Q}_{\alpha/\{1, 2\}}^{\{r-2, r-1\}}(D^R; x_3, \dots, x_{2N}).$$

Now to finish, following the idea of the proof of Proposition 3.2, we consider Markov chains sampling η^L and η^R from these conditional laws. After replacing Lemma 3.5 by Lemma 3.9 (for $N-1$) and Lemma 3.6 by Lemma 3.11 (also for $N-1$) in the proof of Proposition 3.2, we see that this Markov chain has a unique stationary measure which coincides with the one presented in Section 3.1. \square

3.4 Marginal Law

To conclude this section, we determine the marginal law of a single curve in the global multiple SLE $_\kappa$. Recall that the pure partition functions \mathcal{Z}_α were defined in (3.2). We denote

$$\mathcal{Z}_\alpha(x_1, \dots, x_{2N}) := \mathcal{Z}_\alpha(\mathbb{H}; x_1, \dots, x_{2N}) \quad \text{for } x_1 < \dots < x_{2N}.$$

Lemma 3.12. [PW19, Proposition 4.9] *Let $\kappa \in (0, 4]$ and $\alpha \in \text{LP}_N$. Assume that $\{a, b\} \in \alpha$. Let W_t be the solution to the following SDEs:*

$$\begin{aligned} dW_t &= \sqrt{\kappa} dB_t + \kappa \partial_a \log \mathcal{Z}_\alpha(V_t^1, \dots, V_t^{a-1}, W_t, V_t^{a+1}, \dots, V_t^{2N}) dt, \\ dV_t^i &= \frac{2dt}{V_t^i - W_t}, \end{aligned} \tag{3.14}$$

with $W_0 = x_a$ and $V_0^i = x_i$ for $i \neq a$. Then, the Loewner chain driven by W_t is well-defined up to the swallowing time T_b of x_b . Moreover, it is almost surely generated by a continuous curve up to and including T_b . This curve has the same law as the one connecting x_a and x_b in the global multiple SLE $_\kappa$ associated to α in the polygon $(\mathbb{H}; x_1, \dots, x_{2N})$.

4 Multiple Interfaces in Ising and Random-Cluster Models

In this final section, we give examples of discrete models whose interfaces converge in the scaling limit to multiple SLEs. More precisely, we consider the critical Ising and random-cluster models in the plane.

In Sections 4.1 – 4.3, we consider interfaces in the critical random-cluster models with alternating boundary conditions and fixing the connectivity pattern of the curves. We show that, given the convergence of a single interface, multiple interfaces also have a conformally invariant scaling limit, namely the unique global multiple SLE $_\kappa$ with $\kappa \in (4, 6]$. Interestingly, this range of the parameter κ is beyond the range $(0, 4]$, where global multiple SLEs have been explicitly constructed and classified. Thus, from the convergence of these discrete interfaces we would in fact get the existence and uniqueness of the global multiple SLE $_\kappa$ with $\kappa \in (4, 6]$. Unfortunately, the convergence of a single interface in the random-cluster model towards the chordal SLE $_\kappa$ has only been rigorously established for the case of $\kappa = 16/3$ — the FK-Ising model. This is the case appearing in Proposition 1.4, whose proof is completed in Section 4.3. The convergence of two interfaces of the FK-Ising model was also proved in [KS18], where the authors

used a discrete holomorphic observable constructed in [Smi06, Smi10, CS12]. In contrast, our method gives the convergence for any given number of interfaces via a global approach.

In the case of the critical Ising model with alternating boundary conditions, K. Izyurov proved that the collection of any number N of interfaces converges to a multiple SLE process in a local sense [Izy17]. In the present article, we condition the interfaces to forming a given connectivity pattern and prove the convergence of the interfaces as a whole global collection of curves, which we know by Theorem 1.2 to be given by the unique global N -SLE₃. This is the content of Section 4.4, where we prove Proposition 1.3. We are also able to determine the marginal law of one curve in this scaling limit. The case of two curves was considered in [Wu20]: in this case, the marginal law is also called a hypergeometric SLE.

In [PW19, Sections 5 and 6], the authors discussed multiple level lines of the Gaussian free field with alternating boundary data. These level lines give rise to global multiple SLE₄ curves (with any connectivity pattern). In this particular case, the marginal law of one curve in the global multiple SLE₄ degenerates to a certain SLE₄(ρ) process. In general, however, the marginal laws of single curves in global multiple SLEs are not SLE _{κ} (ρ) processes, but certain more general variants of the chordal SLE _{κ} . We refer to [PW19, Section 3] for more details.

Notation and terminology. We will use the following notions throughout. For notational simplicity, we only consider the square lattice \mathbb{Z}^2 . Two vertices v and w are said to be *neighbors* if their Euclidean distance equals one, which we denote by $v \sim w$. For a finite subgraph $\mathcal{G} = (V(\mathcal{G}), E(\mathcal{G}))$ of \mathbb{Z}^2 , we denote by $\partial\mathcal{G}$ the inner boundary of \mathcal{G} :

$$\partial\mathcal{G} = \{v \in V(\mathcal{G}) : \exists w \notin V(\mathcal{G}) \text{ such that } \langle v, w \rangle \in E(\mathbb{Z}^2)\}.$$

As an abuse of notation, we sometimes let \mathcal{G} also denote the simply connected domain formed by all of the faces, edges, and vertices of \mathcal{G} .

In the case of the square lattice, the *dual lattice* $(\mathbb{Z}^2)^*$ is just a translated version of \mathbb{Z}^2 . More precisely, $(\mathbb{Z}^2)^*$ is the dual graph of \mathbb{Z}^2 : its vertex set is $(1/2, 1/2) + \mathbb{Z}^2$ and its edges are given by all pairs (v_1, v_2) of vertices that are neighbors. The vertices and edges of $(\mathbb{Z}^2)^*$ are called dual-vertices and dual-edges. In particular, for each edge e of \mathbb{Z}^2 , we associate a dual-edge, denoted by e^* , that crosses e in the middle. For a subgraph \mathcal{G} of \mathbb{Z}^2 , we define \mathcal{G}^* to be the subgraph of $(\mathbb{Z}^2)^*$ with edge set $E(\mathcal{G}^*) = \{e^* : e \in E(\mathcal{G})\}$ and vertex set given by the endpoints of these dual-edges.

Finally, the *medial lattice* $(\mathbb{Z}^2)^\diamond$ is the graph with the centers of edges of \mathbb{Z}^2 as the vertex set, and edges given by all pairs of vertices that are neighbors. In the case of the square lattice, the medial lattice is a rotated and rescaled version of \mathbb{Z}^2 . We identify the faces of $(\mathbb{Z}^2)^\diamond$ with the vertices of \mathbb{Z}^2 and $(\mathbb{Z}^2)^*$.

Now, suppose that \mathcal{G} is a finite connected subgraph of the (possibly translated, rotated, and rescaled) square lattice \mathbb{Z}^2 such that the complement of \mathcal{G} is also connected (this means that \mathcal{G} is simply connected). Then, we call a triple $(\mathcal{G}; v, w)$ with $v, w \in \partial\mathcal{G}$ distinct boundary vertices a *discrete Dobrushin domain*. We note that the boundary $\partial\mathcal{G}$ is divided into two arcs $(v w)$ and $(w v)$. More generally, given distinct boundary vertices $v_1, \dots, v_{2N} \in \partial\mathcal{G}$ in counterclockwise order, we call the $(2N + 1)$ -tuple $(\mathcal{G}; v_1, \dots, v_{2N})$ a *discrete polygon*. In this case, the boundary $\partial\mathcal{G}$ is divided into $2N$ arcs.

In this article, we consider scaling limits of models on discrete lattices with mesh size tending to zero. We only consider the following *square lattice approximations*, even though the results discussed in this section hold in a more general setting as well, see [CS12]. For small $\delta > 0$, we let Ω^δ denote a finite subgraph of the rescaled square lattice $\delta\mathbb{Z}^2$. Like Ω^δ , we decorate its vertices and edges with the mesh size δ as a superscript. The definitions of the dual lattice $\Omega_*^\delta := (\Omega^\delta)^*$, the medial lattice $\Omega_\diamond^\delta := (\Omega^\delta)^\diamond$, and discrete Dobrushin domains and polygons obviously extend to this context.

Definition 4.1. Let $(\Omega; x_1, \dots, x_{2N})$ be a bounded polygon and consider a sequence $((\Omega^\delta; x_1^\delta, \dots, x_{2N}^\delta))_{\delta>0}$ of discrete polygons. We say that $(\Omega^\delta; x_1^\delta, \dots, x_{2N}^\delta)$ converges to $(\Omega; x_1, \dots, x_{2N})$ as $\delta \rightarrow 0$ in the Carathéodory sense if there exist conformal maps f^δ (resp. f) from the unit disc $\mathbb{U} = \{z \in \mathbb{C} : |z| < 1\}$ to Ω^δ (resp. from \mathbb{U} to Ω) such that $f^\delta \rightarrow f$ uniformly on any compact subset of \mathbb{U} , and for all $j \in \{1, \dots, 2N\}$, we have $\lim_{\delta \rightarrow 0} (f^\delta)^{-1}(x_j^\delta) = f^{-1}(x_j)$.

4.1 Random-Cluster Models

Let $\mathcal{G} = (V(\mathcal{G}), E(\mathcal{G}))$ be a finite subgraph of \mathbb{Z}^2 . A *(percolation) configuration* $\omega = (\omega_e)_{e \in E(\mathcal{G})}$ is an element of $\{0, 1\}^{E(\mathcal{G})}$. If $\omega_e = 1$, the edge e is said to be *open*, and otherwise, e is said to be *closed*. The configuration ω can be seen as a subgraph of \mathcal{G} with the same set of vertices $V(\mathcal{G})$ and whose edges are the open edges $\{e \in E(\mathcal{G}) : \omega_e = 1\}$. We denote by $o(\omega)$ (resp. $c(\omega)$) the number of open (resp. closed) edges of ω .

We are interested in the connectivity properties of the graph ω . The maximal connected components of ω are called *clusters*. Two vertices u and v are connected by ω inside $S \subset \mathbb{Z}^2$ if there exists a sequence $\{v_j : 0 \leq j \leq k\}$ of vertices in S such that $v_0 = u$, $v_k = v$, and each edge $\langle v_j, v_{j+1} \rangle$ is open in ω for $0 \leq j < k$.

We may also impose to our model various boundary conditions, which can be understood as encoding how the sites are connected outside \mathcal{G} . A *boundary condition* ξ is a partition $P_1 \sqcup \dots \sqcup P_k$ of $\partial\mathcal{G}$. Two vertices are said to be *wired* in ξ if they belong to the same P_j and *free* otherwise. We denote by ω^ξ the (quotient) graph obtained from the configuration ω by identifying the wired vertices together in ξ .

The probability measure $\phi_{p,q,\mathcal{G}}^\xi$ of the *random-cluster model* on \mathcal{G} with edge-weight $p \in [0, 1]$, cluster-weight $q > 0$, and boundary condition ξ , is defined by

$$\phi_{p,q,\Omega}^\xi[\omega] := \frac{p^{o(\omega)}(1-p)^{c(\omega)}q^{k(\omega^\xi)}}{Z_{p,q,\Omega}^\xi}, \quad \text{where} \quad Z_{p,q,\Omega}^\xi = \sum_{\omega} p^{o(\omega)}(1-p)^{c(\omega)}q^{k(\omega^\xi)},$$

where $k(\omega^\xi)$ is the number of connected components of the graph ω^ξ . For $q = 1$, this model is simply the Bernoulli bond percolation. For $q = 2$, the random-cluster model is also known as the FK-Ising model, closely related to the spin Ising model. Proposition 1.4 concerns this case.

For a configuration ξ on $E(\mathbb{Z}^2) \setminus E(\mathcal{G})$, the boundary condition induced by ξ is defined as the partition $P_1 \sqcup \dots \sqcup P_k$, where two vertices belong to the same P_j if and only if there exists an open path in ξ connecting them. We identify the boundary condition induced by ξ with the configuration itself, and denote the measure of the random-cluster model with such boundary conditions by $\phi_{p,q,\mathcal{G}}^\xi$. As a direct consequence of these definitions, we have the following domain Markov property. Suppose that $\mathcal{G} \subset \mathcal{G}'$ are two finite subgraphs of \mathbb{Z}^2 . Fix $p \in [0, 1]$, $q > 0$, and a boundary condition ξ on $\partial\mathcal{G}'$. Let X be a random variable, which is measurable with respect to the status of the edges in \mathcal{G} . Then, for all $\psi \in \{0, 1\}^{E(\mathcal{G}') \setminus E(\mathcal{G})}$, we have

$$\phi_{p,q,\mathcal{G}'}^\xi [X \mid \omega_e = \psi_e \text{ for all } e \in E(\mathcal{G}') \setminus E(\mathcal{G})] = \phi_{p,q,\mathcal{G}}^{\psi^\xi} [X],$$

where ψ^ξ is the partition on $\partial\mathcal{G}$ obtained by wiring two vertices in $\partial\mathcal{G}$ if they are connected in ψ .

We define an ordering for configurations as follows. For $\omega, \omega' \in \{0, 1\}^{E(\mathcal{G})}$, we denote by $\omega \leq \omega'$ if $\omega_e \leq \omega'_e$ for all $e \in E(\mathcal{G})$. An event \mathcal{A} depending on the edges in $E(\mathcal{G})$ is said to be *increasing* if, for any $\omega \in \mathcal{A}$, the inequality $\omega \leq \omega'$ implies that $\omega' \in \mathcal{A}$. When $q \geq 1$, the following FKG inequality (positive association) holds. Fix $p \in [0, 1]$, $q \geq 1$, and a boundary condition ξ on $\partial\mathcal{G}$. Then, for any two increasing events \mathcal{A} and \mathcal{B} , we have

$$\phi_{p,q,\mathcal{G}}^\xi [\mathcal{A} \cap \mathcal{B}] \geq \phi_{p,q,\mathcal{G}}^\xi [\mathcal{A}] \phi_{p,q,\mathcal{G}}^\xi [\mathcal{B}].$$

Consequently, for any boundary conditions $\xi \leq \psi$ and for any increasing event \mathcal{A} , we have

$$\phi_{p,q,\mathcal{G}}^\xi [\mathcal{A}] \leq \phi_{p,q,\mathcal{G}}^\psi [\mathcal{A}]. \quad (4.1)$$

We denote by $\phi_{p,q,\mathcal{G}}^0$ the probability measure of the random-cluster model with *free boundary conditions*, where the partition ξ of $\partial\mathcal{G}$ consists of singletons only. We denote by $\phi_{p,q,\mathcal{G}}^1$ the probability measure of the random-cluster model with *wired boundary conditions*, where the partition ξ of $\partial\mathcal{G}$ is the whole set $\partial\mathcal{G}$. In the sense of (4.1), $\phi_{p,q,\mathcal{G}}^0$ is minimal and $\phi_{p,q,\mathcal{G}}^1$ is maximal.

A configuration ω on \mathcal{G} can be uniquely associated to a dual configuration ω^* on the dual graph \mathcal{G}^* , defined by $\omega^*(e^*) = 1 - \omega(e)$ for all $e \in E(\mathcal{G})$. A dual-edge e^* is said to be *dual-open* if $\omega^*(e^*) = 1$ and *dual-closed* otherwise. A *dual-cluster* is a connected component of ω^* . We extend the notions of dual-open paths and connectivity events in the obvious way. Now, if ω is distributed according to $\phi_{p,q,\mathcal{G}}^\xi$, then ω^* is distributed according to $\phi_{p^*,q^*,\mathcal{G}^*}^{\xi^*}$, with

$$q^* = q \quad \text{and} \quad \frac{pp^*}{(1-p)(1-p^*)} = q.$$

Note that, at the self-dual point $p^* = p$, we have

$$p = p_c(q) := \frac{\sqrt{q}}{1 + \sqrt{q}}.$$

For this critical case $p = p_c(q)$, we have the following Russo-Seymour-Welsh (RSW) estimate. For a rectangle $R = [a, b] \times [c, d] \subset \mathbb{Z}^2$, we let $\mathcal{C}_{\text{hor}}(R)$ denote the event that there exists an open path in R from $\{a\} \times [c, d]$ to $\{b\} \times [c, d]$. For the probability of this event, we have a lower bound which is uniform in the size of the rectangle (but which depends on the shape, and is not expected to hold for $q = 4$):

Proposition 4.2. [DCST17, Theorem 7] *Let $1 \leq q < 4$ and $u > 0$, and denote by R_n^u the rectangle $[[0, un]] \times [[0, n]]$ for $n \geq 1$. Then, there exists a constant $\theta(u) > 0$ such that*

$$\phi_{p_c(q),q,R_n^u}^0[\mathcal{C}_{\text{hor}}(R_n^u)] \geq \theta(u) \quad \text{for any } n \geq 1.$$

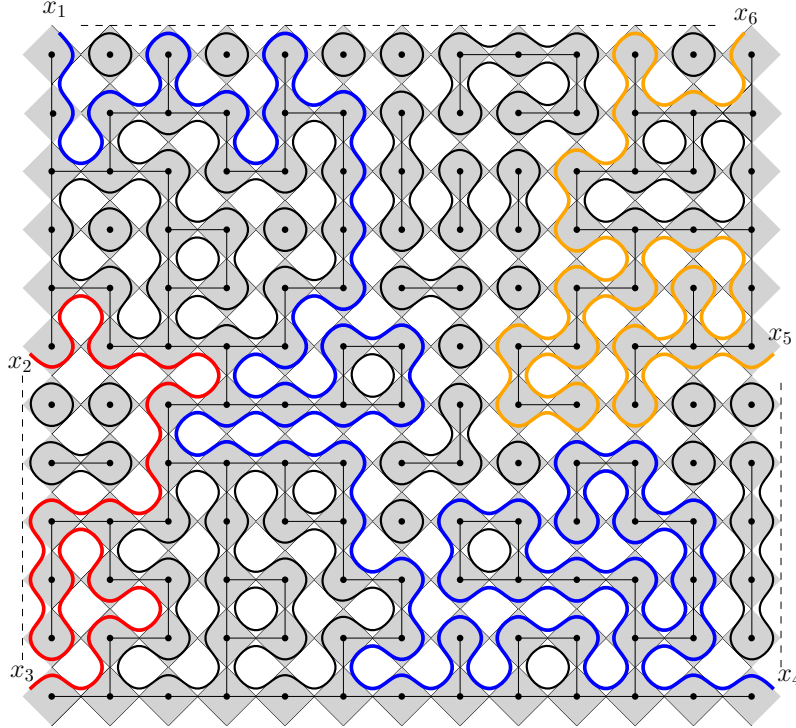


Figure 4.1: The loop representation of a configuration of the random-cluster model on a polygon with six marked points x_1, \dots, x_6 on the boundary, with alternating boundary conditions. There are three interfaces connecting the marked boundary points, illustrated in red, blue, and orange, respectively.

Next, we consider interfaces. If $(\mathcal{G}; u, v)$ is a discrete Dobrushin domain, in the *Dobrushin boundary conditions* for the random-cluster model, all edges along the arc (vu) are wired and all edges along (uv)

are free. Then, for each vertex w of the medial graph \mathcal{G}^\diamond , there exists either an open edge of \mathcal{G} or a dual-open edge of \mathcal{G}^* passing through w . In addition, we can draw self-avoiding loops on \mathcal{G}^\diamond as follows: a loop arriving at a vertex of the medial lattice always makes a turn of $\pm\pi/2$, so as not to cross the open or dual-open edges through this vertex. The loop representation contains loops and the self-avoiding path connecting two vertices u^\diamond and v^\diamond of the medial graph \mathcal{G}^\diamond that are closest to u and v . This curve is called the *interface* (the exploration path) of the random-cluster model.

At the critical point $p = p_c(q)$, this interface is expected to converge weakly in the scaling limit to the chordal SLE_κ curve, with κ specifically given by q . The convergence has been rigorously established for the special case of $q = 2$, also known as the FK-Ising model [CDCH⁺14], in the topology of Section 1.2.

Conjecture 4.3. (See, e.g., [Sch07].) *Let $0 \leq q \leq 4$ and $p = p_c(q)$. Let $(\Omega^\delta; x^\delta, y^\delta)$ be a sequence of discrete Dobrushin domains converging to a Dobrushin domain $(\Omega; x, y)$ in the Carathéodory sense. Then, as $\delta \rightarrow 0$, the interface of the critical random-cluster model on $(\Omega^\delta; x^\delta, y^\delta)$, with cluster weight q and Dobrushin boundary conditions, converges weakly to the chordal SLE_κ connecting x and y with*

$$\kappa = \frac{4\pi}{\arccos(-\sqrt{q}/2)}. \quad (4.2)$$

Theorem 4.4. [CDCH⁺14, Theorem 2] *Conjecture 4.3 holds for $q = 2$ and $\kappa = 16/3$.*

4.2 Existence of Global Multiple SLEs with $\kappa \in (4, 6]$

We consider the convergence of random-cluster interfaces in the following setup. Abusing and lightening notation, let us write x^δ for both x^δ and $(x^\diamond)^\delta$ (converging to the same point x as $\delta \rightarrow 0$). Let the polygons $(\Omega^\delta; x_1^\delta, \dots, x_{2N}^\delta)$ converge to $(\Omega; x_1, \dots, x_{2N})$ as $\delta \rightarrow 0$ in the Carathéodory sense. Consider the critical random-cluster model on Ω^δ with alternating boundary conditions (1.2). With such boundary conditions, there are N interfaces $(\eta_1^\delta, \dots, \eta_N^\delta)$ connecting pairwise the $2N$ boundary points $x_1^\delta, \dots, x_{2N}^\delta$, as illustrated in Figure 4.1. These interfaces form a planar connectivity encoded in a link pattern $\vartheta^\delta \in \text{LP}_N$. We consider the interfaces conditionally on forming a given connectivity $\vartheta^\delta = \alpha = \{\{a_1, b_1\}, \dots, \{a_N, b_N\}\} \in \text{LP}_N$.

Conjecturally, conditionally on the event $\{\vartheta^\delta = \alpha\}$, the law of the collection $(\eta_1^\delta, \dots, \eta_N^\delta)$ converges weakly as $\delta \rightarrow 0$ to a global N - SLE_κ associated to α , where κ is determined by q via (4.2). In this section, we will prove this statement for the case of $q = 2$ (so $\kappa = 16/3$) — this is the content of Proposition 1.4. The main inputs to the proof are Theorem 4.4 concerning convergence of one interface, classification of multiple $\text{SLE}_{16/3}$ measures analogously to Theorem 1.2, and the RSW estimate from Proposition 4.2.

Proof of Proposition 1.4. Conditionally on $\{\vartheta^\delta = \alpha\}$, we have

$$(\eta_1^\delta, \dots, \eta_N^\delta) \in X_0^\alpha(\Omega^\delta; x_1^\delta, \dots, x_{2N}^\delta) \quad \text{for all } \delta > 0.$$

First of all, the collection of laws of the sequence $((\eta_1^\delta, \dots, \eta_N^\delta))_{\delta > 0}$ is relatively compact; indeed, the RSW estimate in Proposition 4.2 implies the relative compactness by the results in [AB99, KS17] (see Lemma 4.5 below). Thus, there exist subsequential limits, and we may assume that, for some sequence $\delta_n \xrightarrow{n \rightarrow \infty} 0$, the sequence $(\eta_1^{\delta_n}, \dots, \eta_N^{\delta_n})$ converges weakly to (η_1, \dots, η_N) . For convenience, we couple them in the same probability space so that they converge almost surely. Also, to lighten notation, we replace the superscripts δ_n by the superscript n here and in what follows. For each $j \in \{1, \dots, N\}$, we let D_j^n denote the connected component of $\Omega^n \setminus \bigcup_{i \neq j} \eta_i^n$ having $x_{a_j}^n$ and $x_{b_j}^n$ on its boundary (see Figure 4.2(left)).

In Lemma 4.6, we show that as $n \rightarrow \infty$, the discrete Dobrushin domains $(D_j^n; x_{a_j}^n, x_{b_j}^n)$ converge almost surely to some random Dobrushin domains in the Carathéodory sense. Notice that it is not clear *a priori* that the limit of D_j^n is still simply connected, as the interfaces in the limit may touch the boundary, and they may have multiple points. The task in the proof of Lemma 4.6 is therefore to rule out this behavior. We establish this by using the RSW estimate from Proposition 4.2. Specifically, we show that the limit domain $(D_j; x_{a_j}, x_{b_j})$ is the simply connected subdomain D_j of $\Omega \setminus \bigcup_{i \neq j} \eta_i$ with x_{a_j} and x_{b_j}

on its boundary. As a by-product, Lemma 4.6 also shows that $(\eta_1, \dots, \eta_N) \in X_0^\alpha(\Omega; x_1, \dots, x_{2N})$ almost surely.

Then, in Lemma 4.7 we prove that the subsequential limit (η_1, \dots, η_N) must be a global multiple $\text{SLE}_{16/3}$. This also shows that global multiple $\text{SLE}_{16/3}$ exists. Finally, in Proposition 4.10 in Section 4.3, we prove that such a global multiple $\text{SLE}_{16/3}$ is unique, thus being the unique subsequential limit. This gives the convergence of the sequence and concludes the proof of Proposition 1.4. \square

Next, we prove the auxiliary results needed to finish the proof of Proposition 1.4. We formulate some of them for general $q \in [1, 4)$ (i.e., $\kappa \in (4, 6]$), given Conjecture 4.3, and discuss in Remark 4.12 the scope of these results.

Lemma 4.5. *Suppose Conjecture 4.3 holds for some $q \in [1, 4)$ and let $\kappa \in (4, 6]$ be the value related to q via (4.2). Then, the collection of laws of the sequence $((\eta_1^\delta, \dots, \eta_N^\delta))_{\delta>0}$ is relatively compact.*

Proof. The RSW estimate in Proposition 4.2 shows that the single FK-Ising interface with Dobrushin boundary conditions satisfies the so-called condition “G2” in [KS17], and thus, its law is relatively compact, as stated in [DCST17, Theorem 6]. This can be generalized to conclude that also the sequence $((\eta_1^\delta, \dots, \eta_N^\delta))_{\delta>0}$ of multiple interfaces with alternating boundary conditions is relatively compact — see [Kar19, Theorem 4.1] for details. \square

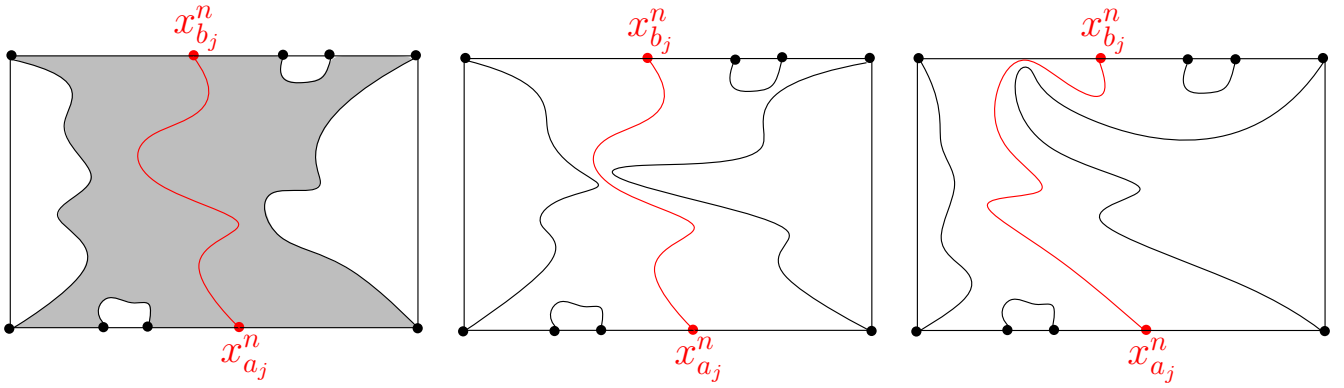


Figure 4.2: In the left panel, the red curve is the interface connecting x_{a_j} and x_{b_j} , and the gray part is D_j^n . The middle panel depicts a *bulk pinching scenario*, where around the bulk pinching point, an interior six-arm event (with alternating pattern) occurs. The right panel depicts a *boundary pinching scenario*, where around the boundary pinching point, a near-boundary three-arm event (with alternating pattern) occurs. We show in the proof of Lemma 4.6 that these events will not survive in the scaling limit. It turns out that in our case, the RSW Proposition 4.2 is sufficient for this purpose; note, however, that usually such bulk pinching events are ruled out by a six-arm exponent argument.

Lemma 4.6. *Suppose Conjecture 4.3 holds for some $q \in [1, 4)$ and let $\kappa \in (4, 6]$ be the value related to q via (4.2). As $n \rightarrow \infty$, for each $j \in \{1, \dots, N\}$, the discrete Dobrushin domain $(D_j^n; x_{a_j}^n, x_{b_j}^n)$ converges almost surely to the Dobrushin domain $(D_j; x_{a_j}, x_{b_j})$ in the Carathéodory sense.*

Proof. Fix $j \in \{1, \dots, N\}$. As $n \rightarrow \infty$, the domains $(D_j^n; x_{a_j}^n, x_{b_j}^n)$ can fail to converge to a Dobrushin domain only if the limit domain D_j is not simply connected. There are two scenarios when this could happen, both resulting from specific behavior of the other interfaces η_i^n with $i \neq j$: either two of these interfaces get close together in the interior of Ω^n , pinching η_j^n in between (see Figure 4.2 (middle)), or one of these interfaces gets close to the boundary of Ω^n , pinching η_j^n to the boundary (see Figure 4.2(right)). In both cases, the points $x_{a_j}^n$ and $x_{b_j}^n$ get disconnected in the limit $n \rightarrow \infty$. We call the former a *bulk pinching scenario* and the latter a *boundary pinching scenario*.

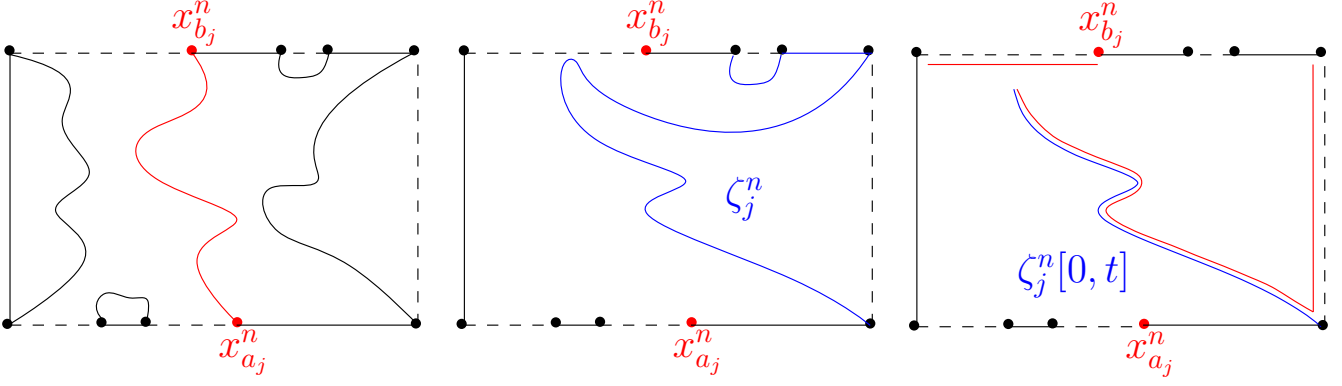


Figure 4.3: A typical boundary pinching scenario.

First, we consider the boundary pinching scenario. Without loss of generality, we may assume that the boundary conditions on $(x_{a_j}^n, x_{a_{j+1}}^n)$ are wired, as in Figure 4.3 (left). Also, it suffices to consider the pinching on the boundary arc $(x_{b_j}^n, x_{b_{j+1}}^n)$ and assume that $b_j \geq a_j + 2$. Denote by \mathcal{C}_j^n the event that there is an open path connecting $(x_{a_j}^n, x_{a_{j+1}}^n)$ to $(x_{b_{j-1}}^n, x_{b_j}^n)$ in Ω^n . Note that $\{\vartheta^n = \alpha\}$ implies the event \mathcal{C}_j^n . Denote the exploration path from $x_{a_{j+1}}^n$ to $x_{b_{j-1}}^n$ by ζ_j^n , as in Figure 4.3 (middle), parameterized by the number of steps starting from $x_{a_{j+1}}^n$. For a fixed time t , inside the domain $\Omega^n \setminus \zeta_j^n[0, t]$, consider the two boundary arcs $\partial_1^n := (x_{b_j}^n, x_{b_{j+1}}^n)$ and ∂_2^n defined as the union of the boundary arc $(x_{a_{j+1}}^n, x_{a_{j+2}}^n)$ and the right side of $\zeta_j^n[0, t]$ — both carry free boundary conditions, and are drawn in red on Figure 4.3(right). Notice that the event \mathcal{C}_j^n implies that there is no dual-open crosscut between ∂_1^n and ∂_2^n . The gist of the argument is that if a boundary pinching occurs, such a crosscut will exist with high probability.

For all $t \geq 0$, let $d_1^n(t)$ denote the length of the shortest path in D_j^n between $\zeta_j^n(t)$ and ∂_1^n that does not intersect $\zeta_j^n[0, t]$, and set $d_2^n(t) := |x_{b_j}^n - \zeta_j^n(t)|$ and $\varepsilon_j^n(t) := d_1^n(t)/d_2^n(t)$. Then, the RSW estimate from Proposition 4.2 combined with the FKG inequality (4.1) shows that for some universal constant $C > 0$, we have the upper bound $\mathbb{P}[\mathcal{C}_j^n \mid \zeta_j^n[0, t]] \leq C(\varepsilon_j^n(t))^{1/C}$. Now, for $u > 0$ small, denote by T_u the first time $t \geq 0$ when $\varepsilon_j^n(t) \leq u$ (equaling $+\infty$ if no such time exists). From the above bound, we obtain

$$\begin{aligned} \mathbb{P}\left[\inf_{t \geq 0} \varepsilon_j^n(t) \leq u \mid \vartheta^n = \alpha\right] &\leq \frac{\mathbb{P}[\mathcal{C}_j^n \cap \{\inf_{t \geq 0} \varepsilon_j^n(t) \leq u\}]}{\mathbb{P}[\vartheta^n = \alpha]} \\ &= \frac{\mathbb{E}[\mathbb{1}_{\{T_u < \infty\}} \mathbb{E}[\mathcal{C}_j^n \mid \zeta_j^n[0, T_u]]]}{\mathbb{P}[\vartheta^n = \alpha]} \leq \frac{Cu^{1/C}}{\mathbb{P}[\vartheta^n = \alpha]}. \end{aligned}$$

Proposition 4.2 (cf. the footnote in the proof of Lemma 4.11) implies that $\mathbb{P}[\vartheta^n = \alpha]$ is bounded away from zero uniformly in n . Therefore, we have

$$\lim_{u \rightarrow 0} \limsup_{n \rightarrow \infty} \mathbb{P}\left[\inf_{t \geq 0} \varepsilon_j^n(t) \leq u \mid \vartheta^n = \alpha\right] = 0.$$

This shows that, in the scaling limit $n \rightarrow \infty$, the boundary pinching scenario cannot occur.

Bulk pinchings can be ruled out as a consequence. Indeed, assume that on the boundary of the domain Ω^n , there is a triple of pairs of boundary points belonging to the pairing ϑ^n and such that the corresponding interfaces, say ζ_1^n , ζ_2^n , and ζ_3^n , are involved in a bulk pinching scenario with positive probability (see Figure 4.2(middle), where ζ_2^n is colored red). First, explore ζ_1^n ; such a bulk pinching can then be seen as a boundary pinching in the complement of ζ_1^n , and such boundary pinchings are excluded by the previous argument.

In summary, we have shown that neither the bulk pinching scenario nor the boundary pinching scenario can survive in the scaling limit. This shows that $(D_j^n; x_{a_j}^n, x_{b_j}^n)$ converges almost surely to the Dobrushin domain $(D_j; x_{a_j}, x_{b_j})$ in the Carathéodory sense, which is what we sought to prove. \square

Note that the proof of Lemma 4.6 also shows that almost surely,

$$(\eta_1, \dots, \eta_N) \in X_0^\alpha(\Omega; x_1, \dots, x_{2N}).$$

Lemma 4.7. *In the setup of the proof of Proposition 1.4 (with $q = 2$ and $\kappa = 16/3$), the limit (η_1, \dots, η_N) has the distribution of a global multiple $\text{SLE}_{16/3}$.*

Proof. We need to prove that, for each $j \in \{1, \dots, N\}$, the conditional law of the random curve $X := \eta_j$ given the other random curves $Y := (\eta_1, \dots, \eta_{j-1}, \eta_{j+1}, \dots, \eta_N)$ is the appropriate chordal $\text{SLE}_{16/3}$. We fix j and denote

$$X^n := \eta_j^n \quad \text{and} \quad Y^n := (\eta_1^n, \dots, \eta_{j-1}^n, \eta_{j+1}^n, \dots, \eta_N^n), \quad n \geq 1.$$

By assumption, (X^n, Y^n) converges to (X, Y) in distribution. However, this does not automatically imply the convergence of the conditional distribution of X^n given Y^n to the conditional distribution of X given Y . In our case this is true, as we will now prove. (See also the discussion in [GW20, Section 5].)

Recall that we couple all of the random variables $\{(X^n, Y^n) : n \geq 1\}$ in the same probability space so that they converge almost surely to (X, Y) as $n \rightarrow \infty$. Now, given Y^n , the random curve X^n is a FK-Ising interface with Dobrushin boundary conditions in the random Dobrushin domain $(D_j^n; x_{a_j}^n, x_{b_j}^n)$ by the domain Markov property. By Lemma 4.6, $(D_j^n; x_{a_j}^n, x_{b_j}^n)$ converges almost surely to the random Dobrushin domain $(D_j; x_{a_j}, x_{b_j})$ in the Carathéodory sense. Thus, almost surely, there exist conformal maps G^n (resp. G) from \mathbb{U} onto D_j^n (resp. D_j) such that, as $n \rightarrow \infty$, the maps G^n converge to G uniformly on compact subsets of \mathbb{U} , and we have $(G^n)^{-1}(x_{a_j}^n) \rightarrow G^{-1}(x_{a_j}) = 1$ and $(G^n)^{-1}(x_{b_j}^n) \rightarrow G^{-1}(x_{b_j}) = -1$. Furthermore, for each n , the map G^n is a measurable function of Y^n , and G is a measurable function of Y . To conclude, we use the following two observations.

1. On the one hand, Theorem 4.4 shows that the law of $(G^n)^{-1}(X^n)$ converges to the chordal SLE_3 in \mathbb{U} connecting the points 1 and -1 .
2. On the other hand (see also [Kar18, Proposition 4.7]), one can show that $(G^n)^{-1}(X^n)$ converges to $G^{-1}(X)$ as follows. By assumption, (X^n, Y^n) converges to (X, Y) almost surely. Now, we send X^n (resp. X) conformally onto \mathbb{H} and denote by W^n (resp. W) its driving function. On the one hand, applying [KS17, Proposition 4.12, Theorem 1.5, and Corollary 1.7] to the critical FK-Ising interfaces $(X^n)_{n \geq 1}$, we see that $W^n \rightarrow W$ locally uniformly. On the other hand, applying [KS17, Proposition 4.12, Theorem 1.5, and Corollary 1.7] to $\{(G^n)^{-1}(X^n)\}$, we see that this collection is tight, and for any convergent subsequence $(G^{n_k})^{-1}(X^{n_k}) \rightarrow \tilde{\eta}$, the curve $\tilde{\eta}$ has a continuous driving function \tilde{W} such that $W^{n_k} \rightarrow \tilde{W}$ locally uniformly (note that this fact is highly non-trivial). Combining these two facts, we see that \tilde{W} coincides with W , so $\tilde{\eta}$ coincides with $G^{-1}(X)$. In particular, this is the only subsequential limit of the collection $\{(G^n)^{-1}(X^n) : n \geq 1\}$, so we have $(G^n)^{-1}(X^n) \rightarrow G^{-1}(X)$ as $n \rightarrow \infty$.

Combining these observations, we see that the law of $G^{-1}(X)$ is the chordal $\text{SLE}_{16/3}$ in \mathbb{U} connecting 1 and -1 . In particular, the law of $G^{-1}(X)$ is independent of Y with G a measurable function of Y . Hence, the conditional law of X given Y is the chordal $\text{SLE}_{16/3}$ in D_j connecting the points x_{a_j} and x_{b_j} . \square

4.3 Uniqueness of Global Multiple SLEs with $\kappa \in (4, 6]$

In this section, we prove that the scaling limit of each subsequence of FK-Ising interfaces is unique, thereby finishing the proof of Proposition 1.4. The idea is similar to the proof of Theorem 1.2 in Section 3.3. In particular, we need analogues of the lemmas appearing in Sections 3.2 and 3.3. Again, we formulate them for general $\kappa \in (4, 6]$.

Lemma 4.8. *Suppose Conjecture 4.3 holds for some $q \in [1, 4)$ and let $\kappa \in (4, 6]$ be the value related to q via (4.2). Let $(\Omega; x, y)$ be a bounded Dobrushin domain. Let $\Omega^L, U \subset \Omega$ be Dobrushin subdomains such that Ω^L , U , and Ω agree in a neighborhood of the arc (yx) . Suppose $\gamma \sim \mathbb{P}(\Omega; x, y)$ and $\eta \sim \mathbb{P}(U; x, y)$. Then, we have*

$$\mathbb{P}[\eta \subset \Omega^L] \geq \mathbb{P}[\gamma \subset \Omega^L].$$

In particular, Lemma 3.5 holds for the corresponding $\kappa \in (4, 6]$.

Proof. This immediately follows by combining the domain Markov property with the comparison (4.1) of boundary conditions with Conjecture 4.3. \square

We remark that Lemma 4.8 concerns the chordal SLE_κ with $\kappa \in (4, 6]$, and its statement has nothing to do with discrete models. However, we do not have a proof for this lemma without using Conjecture 4.3.

Proposition 4.9. *Suppose Conjecture 4.3 holds for some $q \in [1, 4)$ and let $\kappa \in (4, 6]$ be the value related to q via (4.2). Then, for each quad $(\Omega; x_1, \dots, x_4)$ and for each link pattern $\alpha \in \text{LP}_2$, there exists a unique global 2-SLE_κ associated to α .*

Proof. As in Section 3.2, without loss of generality, we assume that $\alpha = \{\{1, 4\}, \{2, 3\}\}$. Then, to prove the assertion, we argue as in the proof of Proposition 3.2, with $(\Omega; x_1, \dots, x_4) = (\Omega; x^L, x^R, y^R, y^L)$. Taking $\Omega = [0, \ell] \times [0, 1]$ and $x^L = (0, 0)$, $x^R = (\ell, 0)$, $y^R = (\ell, 1)$, $y^L = (0, 1)$, we define a Markov chain on pairs (η^L, η^R) of curves by sampling from the conditional laws: given (η_n^L, η_n^R) , we pick $i \in \{L, R\}$ uniformly and resample η_{n+1}^i according to the conditional law given the other curve. However, in the current situation, we have $\kappa \in (4, 6]$, so the configuration sampled according to this rule may no longer stay in the space $X_0(\Omega; x^L, y^L, x^R, y^R)$. In this case, when resampling according to the conditional law, we sample the curves in each connected component and concatenate the pieces of curves together — see the more detailed description beneath Equation (4.4). Fortunately, this issue turns out to be irrelevant in the end, as we will show that, for any initial configuration $(\eta_0^L, \eta_0^R) \in X_0(\Omega; x^L, x^R, y^R, y^L)$, the corresponding Markov chain (η_n^L, η_n^R) will eventually stay in the space $X_0(\Omega; x^L, y^L, x^R, y^R)$:

$$\mathbb{P} \left[\exists n_0 < \infty \text{ such that } (\eta_n^L, \eta_n^R) \in X_0(\Omega; x^L, y^L, x^R, y^R) \text{ for all } n \geq n_0 \right] = 1. \quad (4.3)$$

Once (4.3) has been established, the existence and uniqueness of the global 2-SLE_κ follows by repeating the proof Proposition 3.2, with Lemma 3.5 replaced by Lemma 4.8. Hence, it remains to prove (4.3).

In the Markov chain (η_n^L, η_n^R) , we want to record the times when L and R are picked. Let $\tau_0^L = \tau_0^R = 0$, and for $n \geq 1$, let τ_n^R (resp. τ_n^L) be the first time after τ_{n-1}^L (resp. τ_{n-1}^R) that R (resp. L) is picked. Let

$$n_\kappa = \left\lceil \frac{\kappa}{8 - \kappa} \right\rceil + 1.$$

To prove (4.3), it suffices to show that $\eta_n^R \cap (y^L x^L) = \emptyset$ for all $n \geq \tau_{n_\kappa}^R$, because a similar property for η_n^L follows by symmetry (note also that $\tau_n^L \geq \tau_n^R$). For this purpose, we let γ^R be the SLE_κ in Ω connecting x^R and y^R . We will use the following two essential properties of γ^R :

1. By the duality property of the SLE_κ (see, e.g., [Dub09] or [MS16a, Theorem 1.4]), we know that the left boundary of γ^R has the law of the $\text{SLE}_{16/\kappa}(16/\kappa - 4; 8/\kappa - 2)$ with two force points next to the starting point. Therefore, the left boundary of γ^R does not hit $(x^R y^R)$.
2. The curve γ^R hits $(y^L x^L)$ with positive probability, and using [AK08] and Lemma A.1 from appendix A, we see that, almost surely on the event $\{\gamma^R \cap (y^L x^L) \neq \emptyset\}$, the Hausdorff dimension of the intersection set satisfies

$$\dim(\gamma^R \cap (y^L x^L)) \leq 1 - \beta, \quad \text{where} \quad \beta = \frac{8 - \kappa}{\kappa}.$$

Now, for $\tau_1^R \leq n \leq \tau_1^L - 1$, the curve η_n^R is an SLE_κ in a domain which is a subset of Ω . By Lemma 4.8, we can couple η_n^R and γ^R so that γ^R stays to the left of η_n^R almost surely. Thus, we have almost surely

$$\dim(\eta_n^R \cap (y^L x^L)) \leq \dim(\gamma^R \cap (y^L x^L)) \leq 1 - \beta.$$

In particular, for the last time before sampling the left curve, we have almost surely

$$\dim(A_1) \leq 1 - \beta \quad \text{for} \quad A_1 = \eta_{\tau_1^L - 1}^R \cap (y^L x^L). \quad (4.4)$$

Then, for $\tau_1^L \leq n \leq \tau_2^R - 1$, we sample η_n^L according to the conditional law given $\eta_{\tau_1^L - 1}^R$. However, if $A_1 \neq \emptyset$, then the domain $\Omega \setminus \eta_{\tau_1^L - 1}^R$ is not connected. In this case, we sample the SLE_κ in those connected components of $\Omega \setminus \eta_{\tau_1^L - 1}^R$ which have a part of $(y^L x^L)$ on the boundary and define η_n^L to be the concatenation of these curves. We note that, by the above observation 1, the right boundary of η_n^L only hits $(y^L x^L)$ in A_1 .

Next, for $\tau_2^R \leq n \leq \tau_2^L - 1$, we sample η_n^R according to the conditional law given $\eta_{\tau_2^R - 1}^L$. Again, the curve η_n^R is an SLE_κ in a domain which is a subset of Ω , and we can couple it with γ^R in such a way that γ^R stays to the left of η_n^R almost surely. Thus, we have almost surely

$$\eta_n^R \cap (y^L x^L) \subset \eta_n^R \cap A_1 \subset \gamma^R \cap A_1.$$

Combining this with (4.4), we see that, almost surely,

$$\dim(\eta_n^R \cap (y^L x^L)) \leq \dim(\gamma^R \cap A_1) \leq (1 - 2\beta)^+.$$

In particular, we can improve (4.4) to

$$\dim(A_2) \leq (1 - 2\beta)^+ \quad \text{for} \quad A_2 = \eta_{\tau_2^L - 1}^R \cap (y^L x^L),$$

and iterating the same argument and combining with Lemma A.1, we see that

$$\eta_n^R \cap (y^L x^L) = \emptyset \quad \text{for all } n \geq \tau_{n_\kappa}^R,$$

almost surely. This concludes the proof. \square

Proposition 4.10. *Let $(\Omega; x_1, \dots, x_{2N})$ be a polygon with $N \geq 1$. For any $\alpha \in \text{LP}_N$, there exists a unique global $N\text{-SLE}_{16/3}$ associated to α .*

Proof. The existence follows from the subsequential scaling limit in Lemma 4.7, so it remains to prove the uniqueness. We use induction on $N \geq 2$ and the same arguments as in the proof of Theorem 1.2. First, the assertion holds for $N = 2$ by Proposition 4.9. Next, we let $N \geq 3$ and assume that for any $\beta \in \text{LP}_{N-1}$, the global $(N-1)\text{-SLE}_\kappa$ associated to β is unique. Then, as in the proof of Theorem 1.2, we take $\alpha \in \text{LP}_N$ with $\{1, 2\} \in \alpha$ and $\{r, r+1\} \in \alpha$ for some $r \in \{3, 4, \dots, 2N-1\}$, and we let $(\eta_1, \dots, \eta_N) \in X_0^\alpha(\Omega; x_1, \dots, x_{2N})$ be a global $N\text{-SLE}_\kappa$ associated to α . We denote by η^L (resp. η^R) the curve in the collection $\{\eta_1, \dots, \eta_N\}$ that connects x_1 and x_2 (resp. x_r and x_{r+1}). By the induction hypothesis, given η^R (resp. η^L), the conditional law of the rest of the curves is the unique global $(N-1)\text{-SLE}_\kappa$ associated to $\alpha/\{r, r+1\}$ (resp. $\alpha/\{1, 2\}$). This gives the conditional law of η^L given η^R and vice versa. One can then use the argument from the proof of Proposition 3.2, considering Markov chains sampling η^L and η^R from their conditional laws — one only has to replace Lemma 3.5 by Lemma 4.8 and Lemma 3.6 by the following Lemma 4.11 for $N-1$. \square

The next technical lemma can be thought of as an analogue of Lemma 3.6. To state it, we fix $\alpha \in \text{LP}_N$ such that $\{1, 2\} \in \alpha$ and let $(\Omega; x_1, \dots, x_{2N})$ be a bounded polygon. Also, if (η_1, \dots, η_N) is a family of random curves with the law of a global $N\text{-SLE}_\kappa$ associated to α , and if $\eta := \eta_1$ is the curve connecting x_1 and x_2 , then we denote by $\mathbb{Q}_\alpha^{\{1,2\}}(\Omega; x_1, \dots, x_{2N})$ the law of η .

Lemma 4.11. *Assume that there exists a unique global N -SLE $_{16/3}$ associated to α . Let $\Omega^L \subset U, \tilde{U} \subset \Omega$ be sub-polygons such that Ω^L and Ω agree in a neighborhood of the boundary arc $(x_1 x_2)$. Suppose that $\eta \sim \mathbb{Q}_\alpha^{\{1,2\}}(U; x_1, \dots, x_{2N})$ and $\tilde{\eta} \sim \mathbb{Q}_\alpha^{\{1,2\}}(\tilde{U}; x_1, \dots, x_{2N})$. Then, there exists a coupling $(\eta, \tilde{\eta})$ such that $\mathbb{P}[\eta = \tilde{\eta} \subset \Omega^L] \geq \theta$, where the constant $\theta = \theta(\Omega, \Omega^L) > 0$ is independent of U and \tilde{U} .*

Proof. Let $(\Omega^\delta; x_1^\delta, \dots, x_{2N}^\delta)$ be discrete polygons converging to $(\Omega; x_1, \dots, x_{2N})$ in the Carathéodory sense, and denote by $U^\delta, \tilde{U}^\delta$, and $(\Omega^L)^\delta$ the corresponding approximations of U, \tilde{U} , and Ω^L . Also, let $(\eta_1^\delta, \dots, \eta_N^\delta)$ (resp. $(\tilde{\eta}_1^\delta, \dots, \tilde{\eta}_N^\delta)$) be the collection of interfaces in the critical random-cluster model on U^δ (resp. \tilde{U}^δ) with alternating boundary conditions (1.2), and let $\eta^\delta := \eta_1^\delta$ and $\tilde{\eta}^\delta := \tilde{\eta}_1^\delta$ be the curves connecting x_1^δ and x_2^δ . By the assumptions, we know that, as $\delta \rightarrow 0$, the law of η^δ (resp. $\tilde{\eta}^\delta$) conditionally on $\{\vartheta^\delta = \alpha\}$ (resp. $\{\tilde{\vartheta}^\delta = \alpha\}$) converges to $\mathbb{Q}_\alpha^{\{1,2\}}(U; x_1, \dots, x_{2N})$ (resp. $\mathbb{Q}_\alpha^{\{1,2\}}(\tilde{U}; x_1, \dots, x_{2N})$). Thus, it is sufficient to show that there exists a coupling $(\eta^\delta, \tilde{\eta}^\delta)$ such that $\mathbb{P}[\eta^\delta = \tilde{\eta}^\delta \subset (\Omega^L)^\delta] \geq \theta$ for δ small enough, where the constant $\theta = \theta(\Omega, \Omega^L) > 0$ is independent of U and \tilde{U} .

Since Ω^L agrees with Ω in a neighborhood of $(x_1 x_2)$, we can find boundary points y_1 and y_2 such that y_1, x_1, x_2, y_2 lie in counterclockwise order along $\partial\Omega$ and Ω^L agrees with Ω in a neighborhood of $(y_1 y_2)$. Now, we have wired boundary conditions on the arc $(x_1^\delta x_2^\delta)$ and free boundary conditions on the arcs $(x_2^\delta x_3^\delta)$ and $(x_{2N}^\delta x_1^\delta)$. Define \mathcal{C}_*^δ to be the event that there exists a dual-open path in $(\Omega^L)^\delta$ from $(x_2^\delta y_2^\delta)$ to $(y_1^\delta x_1^\delta)$. Then, by the domain Markov property, there exists a coupling of η^δ and $\tilde{\eta}^\delta$ such that the probability of $\{\eta^\delta = \tilde{\eta}^\delta \subset (\Omega^L)^\delta\}$ is bounded from below by the minimum of $\mathbb{P}[\mathcal{C}_*^\delta]$ and $\tilde{\mathbb{P}}[\mathcal{C}_*^\delta]$, where \mathbb{P} and $\tilde{\mathbb{P}}$ denote the probability measures of the random-cluster models on U^δ and \tilde{U}^δ with alternating boundary conditions (1.2). Furthermore, as a consequence of Proposition 4.2, the domain Markov property, and the FKG inequality (4.1), we obtain $\mathbb{P}[\mathcal{C}_*^\delta] \geq \theta(\Omega, \Omega^L) > 0$ (and likewise for \tilde{U})³. In particular, the lower bound $\theta(\Omega, \Omega^L)$ is uniform over U (resp. \tilde{U}) and δ . By the convergence of η^δ and $\tilde{\eta}^\delta$, we obtain a coupling of η and $\tilde{\eta}$ such that the probability of $\{\eta = \tilde{\eta} \subset \Omega^L\}$ is bounded from below by $\theta(\Omega, \Omega^L)$. \square

By the above, we have now completed the proof of Proposition 1.4 (with $q = 2$ and $\kappa = 16/3$). We summarize the key ingredients in the proof in the following remark.

Remark 4.12. *The proof of Proposition 1.4 consists of Lemmas 4.5 – 4.11 and Propositions 4.9 and 4.10.*

- Lemmas 4.5, 4.6, and 4.7 require the RSW estimate from Proposition 4.2.
- Lemma 4.8 requires the convergence of a single interface, given by Conjecture 4.3.
- The proof of Proposition 4.9 uses Lemma 4.8. Assuming Lemma 4.8, this works for all $\kappa \in (4, 8)$.
- Note also that the proof of Proposition 4.9 uses the duality of the SLE $_\kappa$, which is known for all $\kappa \in (4, 8)$ [Dub09, MS16a].
- The proofs of Proposition 4.10 and Lemma 4.11 use the convergence of the multiple FK-Ising interfaces; thus they also require Lemmas 4.5 – 4.8 and Proposition 4.9 as an input.

Overall, the proofs of these results require the RSW estimate from Proposition 4.2 and the convergence a single interface (Conjecture 4.3). Therefore, knowing Conjecture 4.3, the analogous conclusions to Proposition 1.4 would extend to other values of κ .

³Note that, here we only need the RSW Proposition 4.2, because the lower bound θ is allowed to depend on the domains Ω, Ω^L . To derive $\theta(\Omega, \Omega^L)$ from Proposition 4.2, one can draw a zigzag path of rectangles so that the first one intersects the boundary arc $(y_1^\delta x_1^\delta)$, the last one intersects the boundary arc $(x_2^\delta y_2^\delta)$, and the middle ones are inside $(\Omega^L)^\delta$, and observe that dual crossings of all these rectangles give a dual crossing from $(y_1^\delta x_1^\delta)$ to $(x_2^\delta y_2^\delta)$.

4.4 The Ising Model

Let \mathcal{G} be a finite subgraph of \mathbb{Z}^2 . The Ising model on \mathcal{G} with free boundary condition is a random assignment $\sigma \in \{\ominus, \oplus\}^{V(\mathcal{G})}$ of spins $\sigma_v \in \{\ominus, \oplus\}$, where σ_v denotes the spin at the vertex $v \in V(\mathcal{G})$. The Hamiltonian is defined by

$$H_{\mathcal{G}}^{\text{free}}(\sigma) = - \sum_{v \sim w} \sigma_v \sigma_w.$$

The probability measure of the Ising model is given by the Boltzmann measure with Hamiltonian $H_{\mathcal{G}}^{\text{free}}$ and inverse-temperature $\beta > 0$:

$$\mu_{\beta, \mathcal{G}}^{\text{free}}[\sigma] = \frac{\exp(-\beta H_{\mathcal{G}}^{\text{free}}(\sigma))}{Z_{\beta, \mathcal{G}}^{\text{free}}}, \quad \text{where} \quad Z_{\beta, \mathcal{G}}^{\text{free}} = \sum_{\sigma} \exp(-\beta H_{\mathcal{G}}^{\text{free}}(\sigma)).$$

Also, for $\tau \in \{\ominus, \oplus\}^{\mathbb{Z}^2}$, we define the Ising model with boundary condition τ via the Hamiltonian

$$H_{\mathcal{G}}^{\tau}(\sigma) = - \sum_{\substack{v \sim w, \\ \langle v, w \rangle \cap \mathcal{G} \neq \emptyset}} \sigma_v \sigma_w, \quad \text{where} \quad \sigma_v = \tau_v \text{ for all } v \notin \mathcal{G}.$$

In particular, if $(\mathcal{G}; v, w)$ is a discrete Dobrushin domain, we may consider the Ising model with the following *Dobrushin boundary conditions* (domain-wall boundary conditions): we set \oplus along the arc $(v w)$, and \ominus along the complementary arc $(w v)$. More generally, we will consider the alternating boundary conditions (1.1), where \oplus and \ominus alternate along the boundary as in Figure 1.1.

As in the case of the random-cluster model, we have the following useful domain Markov property. Let $\mathcal{G} \subset \mathcal{G}'$ be two finite subgraphs of \mathbb{Z}^2 . Fix $\tau \in \{\ominus, \oplus\}^{\mathbb{Z}^2}$ and $\beta > 0$. Let X be a random variable, which is measurable with respect to the status of the vertices in the smaller graph \mathcal{G} . Then, we have

$$\mu_{\beta, \mathcal{G}'}^{\tau}[X \mid \sigma_v = \tau_v \text{ for all } v \in \mathcal{G}' \setminus \mathcal{G}] = \mu_{\beta, \mathcal{G}}^{\tau}[X].$$

The planar Ising model exhibits an order-disorder phase transition at a certain critical temperature: above this temperature, the configurations are disordered and below it, one observes large clusters of equal spins. At criticality, the configurations show self-similar behavior, and indeed, the critical planar Ising model is conformally invariant in the scaling limit [Smi06, Smi10, CS12, HS13, CHI15, CDCH⁺14]. On the square lattice, the critical value of β is

$$\beta_c = \frac{1}{2} \log(1 + \sqrt{2}).$$

In Proposition 1.3, we consider the scaling limit of Ising interfaces at criticality. Let $(\Omega_*^{\delta}; x_*^{\delta}, y_*^{\delta})$ be discrete Dobrushin domains, $\delta > 0$, and consider the critical Ising model on the duals $(\Omega_*^{\delta}; x_*^{\delta}, y_*^{\delta})$ with Dobrushin boundary conditions. Let x_{\diamond}^{δ} and y_{\diamond}^{δ} be vertices on the medial lattice $\Omega_{\diamond}^{\delta}$ nearest to x_*^{δ} and y_*^{δ} . Then, we define the Ising *interface* as follows. It starts from x_{\diamond}^{δ} , traverses on the primal lattice Ω^{δ} , and turns at every vertex of Ω^{δ} in such a way that it always has dual-vertices with spin \oplus on its left and spin \ominus on its right. If there is an indetermination when arriving at a vertex (this may happen on the square lattice), it turns left. See also Figure 4.4 for an illustration. This interface converges weakly as $\delta \rightarrow 0$ to the chordal SLE_{κ} with $\kappa = 3$ (in the topology of Section 1.2).

Theorem 4.13. [CDCH⁺14, Theorem 1] *Let $(\Omega_*^{\delta}; x_*^{\delta}, y_*^{\delta})$ be a sequence of discrete Dobrushin domains converging to a Dobrushin domain $(\Omega; x, y)$ in the Carathéodory sense. Then, as $\delta \rightarrow 0$, the interface of the critical Ising model on $(\Omega_*^{\delta}; x_*^{\delta}, y_*^{\delta})$ with Dobrushin boundary conditions converges weakly to the chordal SLE_{κ} in Ω connecting x and y with $\kappa = 3$.*

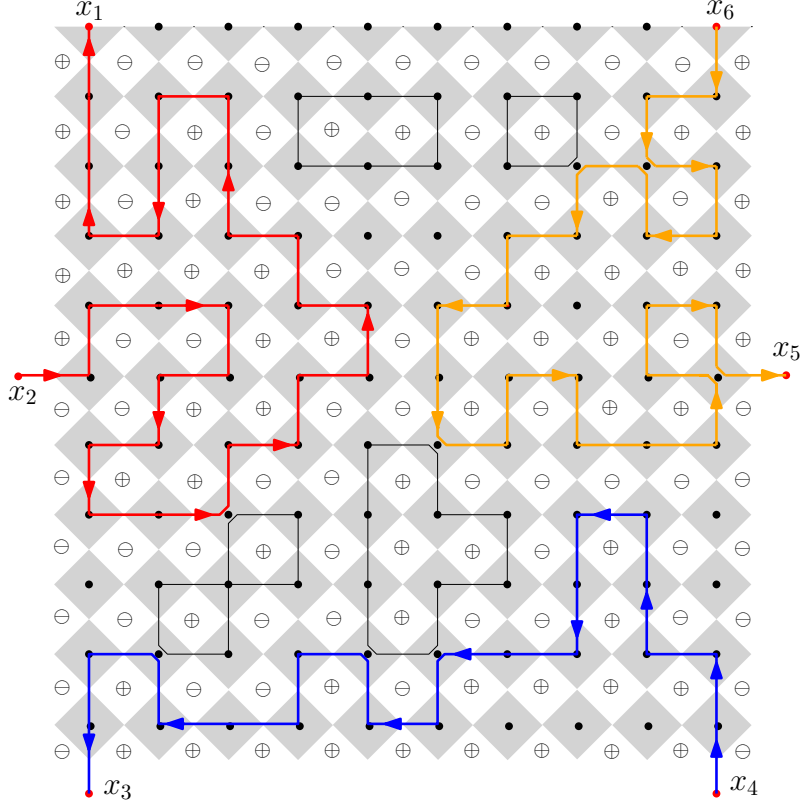


Figure 4.4: A spin configuration of the Ising model on a polygon with six marked points x_1, \dots, x_6 on the boundary, with alternating boundary conditions. There are three interfaces starting from x_2 , x_4 , and x_6 , illustrated in red, blue, and orange, respectively.

Using this result, we will prove that multiple interfaces also converge in the scaling limit to global multiple SLE_3 curves. Abusing and lightening notation, let us write Ω^δ for Ω^δ , $(\Omega^\circ)^\delta$, or $(\Omega^*)^\delta$, and x^δ for x^δ , $(x^\circ)^\delta$, or $(x^*)^\delta$. Let the polygons $(\Omega^\delta; x_1^\delta, \dots, x_{2N}^\delta)$ converge to $(\Omega; x_1, \dots, x_{2N})$ as $\delta \rightarrow 0$ in the Carathéodory sense. Consider the critical Ising model on Ω^δ with alternating boundary conditions (1.1). For $j \in \{1, \dots, N\}$, let η_j^δ be the interface starting from x_{2j}^δ that separates \oplus from \ominus . Then, the collection of interfaces $(\eta_1^\delta, \dots, \eta_N^\delta)$ connects the boundary points $x_1^\delta, \dots, x_{2N}^\delta$ forming a planar link pattern $\vartheta^\delta \in \text{LP}_N$. Proposition 1.3 asserts that conditionally on the event $\{\vartheta^\delta = \alpha\}$, the law of the collection $(\eta_1^\delta, \dots, \eta_N^\delta)$ converges weakly as $\delta \rightarrow 0$ to a global $N\text{-SLE}_3$ associated to α . The proof of this is very similar to that for the FK-Ising model (Proposition 1.4) — we summarize it below.

Proof of Proposition 1.3. The uniqueness of the limit follows from Theorem 1.2 (the global $N\text{-SLE}_3$ is unique). For the subsequential convergence, we follow the same lines as in the proof of Proposition 1.4. Recall the summary of its proof from Remark 4.12. First, for Lemmas 4.5 and 4.6, we need a RSW type estimate for the critical Ising model. This can be obtained from Proposition 4.2 via the so-called Edwards-Sokal coupling, as explained in [CDCH⁺14, Remark 4]. Then, the proof of Lemma 4.7 holds for the critical Ising model and $\kappa = 3$. Therefore, we conclude that for any convergent subsequence of $(\eta_1^{\delta_n}, \dots, \eta_N^{\delta_n})_{\delta_n > 0}$, the limit must be a global multiple $N\text{-SLE}_3$. Since the global $N\text{-SLE}_3$ is unique due to Theorem 1.2, we readily establish the convergence of the whole sequence to this global $N\text{-SLE}_3$. Finally, the asserted marginal law of η_j follows from Lemma 3.12. \square

A Intersection of Two Fractals

For use in Section 4, we record in this appendix some properties of random subsets of the boundary of the unit disc $\mathbb{U} = \{z \in \mathbb{C} : |z| \leq 1\}$. In spite of stating the results for \mathbb{U} , we may as well apply the following lemma for the domain $\Omega = [0, \ell] \times [0, 1]$ as we do in Section 4, by conformal invariance of the SLE_κ .

Lemma A.1. *Suppose \mathcal{E} is a random subset of $\partial\mathbb{U}$ satisfying the following: there are constants $C > 0$ and $\beta \in (0, 1)$ such that, for any interval $I \subset \partial\mathbb{U}$, we have*

$$\mathbb{P}[\mathcal{E} \cap I \neq \emptyset] \leq C|I|^\beta.$$

Then, for any subset $A \subset \partial\mathbb{U}$, the following hold.

1. *If $\dim(A) < \beta$, then*

$$A \cap \mathcal{E} = \emptyset, \quad \text{almost surely.}$$

2. *If $\dim(A) \geq \beta$, then*

$$\dim(A \cap \mathcal{E}) \leq \dim(A) - \beta, \quad \text{almost surely.}$$

This lemma is a part of [RW20, Lemma 2.3], where the authors give a more complete description of the set $A \cap \mathcal{E}$. The above cases are sufficient to our purposes in the proof of Proposition 4.9, so we include their proofs in this appendix.

Proof of item 1. Since $\beta > \dim(A)$, for any $\varepsilon > 0$, there exists a cover $\cup_i I_i$ of A such that $\sum_i |I_i|^\beta \leq \varepsilon$. Therefore,

$$\mathbb{P}[A \cap \mathcal{E} \neq \emptyset] \leq \sum_i \mathbb{P}[I_i \cap \mathcal{E} \neq \emptyset] \leq C \sum_i |I_i|^\beta \leq C\varepsilon,$$

almost surely. Letting $\varepsilon \rightarrow 0$, we see that $\mathbb{P}[A \cap \mathcal{E} \neq \emptyset] = 0$. \square

Proof of item 2. For any $\gamma > \dim(A) - \beta$, there exists a cover $\cup_i I_i$ of A such that $\sum_i |I_i|^{\beta+\gamma} < \infty$. Hence, we have

$$\mathbb{E}\left[\sum_i |I_i|^\gamma \mathbb{1}_{\{I_i \cap \mathcal{E} \neq \emptyset\}}\right] = \sum_i |I_i|^\gamma \mathbb{P}[I_i \cap \mathcal{E} \neq \emptyset] \leq C \sum_i |I_i|^{\beta+\gamma} < \infty,$$

almost surely. Thus, the collection $\{I_i : I_i \cap \mathcal{E} \neq \emptyset\}$ is a cover of $A \cap \mathcal{E}$ and $\sum_i |I_i|^\gamma \mathbb{1}_{\{I_i \cap \mathcal{E} \neq \emptyset\}} < \infty$, almost surely. Therefore, we have

$$\dim(A \cap \mathcal{E}) \leq \gamma, \quad \text{almost surely.}$$

As this holds for any $\gamma > \dim(A) - \beta$, we have $\dim(A \cap \mathcal{E}) \leq \dim(A) - \beta$, almost surely. \square

References

- [AB99] Michael Aizenman and Almut Burchard. Hölder regularity and dimension bounds for random curves. *Duke Math. J.*, 99(3):419–453, 1999.
- [AK08] Tom Alberts and Michael J. Kozdron. Intersection probabilities for a chordal SLE path and a semicircle. *Electron. Commun. Probab.*, 13:448–460, 2008.
- [BBK05] Michel Bauer, Denis Bernard, and Kalle Kytölä. Multiple Schramm-Loewner evolutions and statistical mechanics martingales. *J. Stat. Phys.*, 120(5–6):1125–1163, 2005.

- [CN07] Federico Camia and Charles M. Newman. Critical percolation exploration path and SLE_6 : a proof of convergence. *Probab. Theory Related Fields*, 139(3-4):473–519, 2007.
- [CDCH⁺14] Dmitry Chelkak, Hugo Duminil-Copin, Clément Hongler, Antti Kemppainen, and Stanislav Smirnov. Convergence of Ising interfaces to Schramm’s SLE curves. *C. R. Acad. Sci. Paris Sér. I Math.*, 352(2):157–161, 2014.
- [CHI15] Dmitry Chelkak, Clément Hongler, and Konstantin Izyurov. Conformal invariance of spin correlations in the planar Ising model. *Ann. of Math. (2)*, 181(3):1087–1138, 2015.
- [CS12] Dmitry Chelkak and Stanislav Smirnov. Universality in the 2D Ising model and conformal invariance of fermionic observables. *Invent. Math.*, 189(3):515–580, 2012.
- [Dub07] Julien Dubédat. Commutation relations for Schramm-Loewner evolutions. *Comm. Pure Appl. Math.*, 60(12):1792–1847, 2007.
- [Dub09] Julien Dubédat. Duality of Schramm-Loewner evolutions. *Ann. Sci. Éc. Norm. Supér. (4)*, 42(5):697–724, 2009.
- [DCST17] Hugo Duminil-Copin, Vladas Sidoravicius, and Vincent Tassion. Continuity of the phase transition for planar random-cluster and Potts models with $1 \leq q \leq 4$. *Comm. Math. Phys.*, 349(1):47–107, 2017.
- [FK15] Steven M. Flores and Peter Kleban. A solution space for a system of null-state partial differential equations: Part 4. *Comm. Math. Phys.*, 333(2):669–715, 2015.
- [GW20] Christophe Garban and Hao Wu. On the convergence of FK-Ising Percolation to $SLE(16/3, 16/3 - 6)$. *J. Theor. Probab.*, 33:828–865, 2020.
- [Gra07] Kevin Graham. On multiple Schramm-Loewner evolutions. *J. Stat. Mech. Theory Exp.*, (3):P03008, 21, 2007.
- [HS13] Clément Hongler and Stanislav Smirnov. The energy density in the planar Ising model. *Acta Math.*, 211(2):191–225, 2013.
- [Izy17] Konstantin Izyurov. Critical Ising interfaces in multiply-connected domains. *Probab. Theory Related Fields*, 167(1-2):379–415, 2017.
- [Kar18] Alex Karrila. Limits of conformal images and conformal images of limits for planar random curves. *Preprint in arXiv:1810.05608*, 2018.
- [Kar19] Alex Karrila. Multiple SLE type scaling limits: from local to global. *Preprint in arXiv:1903.10354*, 2019.
- [KKP20] Alex Karrila, Kalle Kytölä, and Eveliina Peltola. Boundary correlations in planar LERW and UST. *Comm. Math. Phys.*, 376(3):2065–2145, 2020.
- [KS17] Antti Kemppainen and Stanislav Smirnov. Random curves, scaling limits and Loewner evolutions. *Ann. Probab.*, 45(2):698–779, 2017.
- [KS18] Antti Kemppainen and Stanislav Smirnov. Configurations of FK Ising interfaces and hypergeometric SLE. *Math. Res. Lett.*, 25(3):875–889, 2018.
- [KL07] Michael J. Kozdron and Gregory F. Lawler. The configurational measure on mutually avoiding SLE paths. In *Universality and renormalization*, volume 50 of *Fields Inst. Commun.*, pages 199–224. Amer. Math. Soc., Providence, RI, 2007.
- [KP16] Kalle Kytölä and Eveliina Peltola. Pure partition functions of multiple SLEs. *Comm. Math. Phys.*, 346(1):237–292, 2016.
- [Law05] Gregory F. Lawler. Conformally invariant processes in the plane, volume 114 of *Mathematical Surveys and Monographs*. *American Mathematical Society*, Providence, RI, 2005.
- [Law09] Gregory F. Lawler. Partition functions, loop measure, and versions of SLE. *J. Stat. Phys.*, 134(5-6):813–837, 2009.
- [LSW03] Gregory F. Lawler, Oded Schramm, and Wendelin Werner. Conformal restriction: the chordal case. *J. Amer. Math. Soc.*, 16(4):917–955, 2003.

- [LSW04] Gregory F. Lawler, Oded Schramm, and Wendelin Werner. Conformal invariance of planar loop-erased random walks and uniform spanning trees. *Ann. Probab.*, 32(1B):939–995, 2004.
- [LW04] Gregory F. Lawler and Wendelin Werner. The Brownian loop soup. *Probab. Theory Related Fields*, 128(4):565–588, 2004.
- [MS16a] Jason Miller and Scott Sheffield. Imaginary geometry I: Interacting SLEs. *Probab. Theory Related Fields*, 164(3-4):553–705, 2016.
- [MS16b] Jason Miller and Scott Sheffield. Imaginary geometry II: Reversibility of $\text{SLE}_\kappa(\rho_1; \rho_2)$ for $\kappa \in (0, 4)$. *Ann. Probab.*, 44(3):1647–1722, 2016.
- [MSW20] Jason Miller, Scott Sheffield, and Wendelin Werner. Non-simple SLE curves are not determined by their range. *J. Eur. Math. Soc.*, 22(3):669–716, 2020.
- [PW19] Eveliina Peltola and Hao Wu. Global and local multiple SLEs for $\kappa \leq 4$ and connection probabilities for level lines of GFF. *Comm. Math. Phys.*, 366(2):469–536, 2019.
- [RS05] Steffen Rohde and Oded Schramm. Basic properties of SLE. *Ann. of Math. (2)*, 161(2):883–924, 2005.
- [RW20] Steffen Rohde and Hao Wu. On the dimension of the SLE trace in simply connected domains. *In preparation*.
- [Sch00] Oded Schramm. Scaling limits of loop-erased random walks and uniform spanning trees. *Israel J. Math.*, 118:221–288, 2000.
- [Sch07] Oded Schramm. Conformally invariant scaling limits: an overview and a collection of problems. In *International Congress of Mathematicians. Vol. I*, pages 513–543. Eur. Math. Soc., Zürich, 2007.
- [SS09] Oded Schramm and Scott Sheffield. Contour lines of the two-dimensional discrete Gaussian free field. *Acta Math.*, 202(1):21–137, 2009.
- [SW12] Scott Sheffield and Wendelin Werner. Conformal loop ensembles: the Markovian characterization and the loop-soup construction. *Ann. of Math. (2)*, 176(3):1827–1917, 2012.
- [Smi01] Stanislav Smirnov. Critical percolation in the plane: conformal invariance, Cardy’s formula, scaling limits. *C. R. Acad. Sci. Paris Sér. I Math.*, 333(3):239–244, 2001.
- [Smi06] Stanislav Smirnov. Towards conformal invariance of 2D lattice models. In *International Congress of Mathematicians. Vol. II*, pages 1421–1451. Eur. Math. Soc., Zürich, 2006.
- [Smi10] Stanislav Smirnov. Conformal invariance in random cluster models. I. Holomorphic fermions in the Ising model. *Ann. of Math. (2)*, 172(2):1435–1467, 2010.
- [Wer05] Wendelin Werner. Conformal restriction and related questions. *Probab. Surv.*, 2:145–190, 2005.
- [Wu20] Hao Wu. Hypergeometric SLE: conformal Markov characterization and applications. *Comm. Math. Phys.*, 374(2): 433–484, 2020.
- [WW13] Wendelin Werner and Hao Wu. From $\text{CLE}(\kappa)$ to $\text{SLE}(\kappa, \rho)$. *Electron. J. Probab.*, 18(36):1–20, 2013.