


# Probing narrow-line Seyfert 1 galaxies in the southern hemisphere

S. Chen<sup>1,2,3</sup> , M. Berton<sup>1,4</sup>, G. La Mura<sup>1</sup>, E. Congiu<sup>1,4</sup>, V. Cracco<sup>1</sup>,  
L. Foschini<sup>4</sup>, J.H. Fan<sup>2</sup>, S. Ciroi<sup>1,5</sup>, P. Rafanelli<sup>1</sup>, and D. Bastieri<sup>3,6</sup>

<sup>1</sup> Dipartimento di Fisica e Astronomia "G. Galilei", Università di Padova, Vicolo dell'Osservatorio 3, 35122, Padova, Italy;

<sup>2</sup> Center for Astrophysics, Guangzhou University, 510006, Guangzhou, China;

<sup>3</sup> Istituto Nazionale di Fisica Nucleare (INFN), Sezione di Padova, 35131, Padova, Italy;

<sup>4</sup> INAF - Osservatorio Astronomico di Brera, Via E. Bianchi 46, 23807, Merate (LC), Italy;

<sup>5</sup> INAF - Osservatorio Astronomico di Padova, Vicolo dell'osservatorio 5, 35122, Padova, Italy;

<sup>6</sup> Dipartimento di Fisica e Astronomia "G. Galilei", Università di Padova, Via Marzolo 8, 35131, Padova, Italy.

March 1, 2024

## ABSTRACT

We present a new accurate catalog of narrow-line Seyfert 1 galaxies (NLS1s) in the southern hemisphere from the Six-degree Field Galaxy Survey (6dFGS) final data release, which is currently the most extensive spectroscopic survey available in the southern sky whose database has not yet been systematically explored. We classified 167 sources as NLS1s based on their optical spectral properties. We derived flux-calibrated spectra for the first time that the 6dFGS does not provide. By analyzing these spectra, we obtained strong correlations between the monochromatic luminosity at 5100 Å and the luminosities of H $\beta$  and [O III] $\lambda$ 5007 lines. The central black hole mass and the Eddington ratio have average values of  $8.6 \times 10^6 M_\odot$  and  $0.96 L_{Edd}$  respectively, which are typical values for NLS1s. In the sample, 23 (13.8%) NLS1s were detected at radio frequencies, and 12 (7.0%) of them are radio-loud. Our results confirmed that radio-loud sources tend to have higher redshift, a more massive black hole, and higher radio and optical luminosities than radio-quiet sources.

**Key words.** galaxies: active - galaxies: nuclei - galaxies: Seyfert - quasars: emission lines - quasars: supermassive black holes

## 1. Introduction

Narrow-line Seyfert 1 galaxies (NLS1s) are a well-known subclass of active galactic nuclei (AGN). The classification is based on their optical spectral properties. Their H $\beta$  lines, originating in the broad-line region (BLR), have by definition a full width at half maximum FWHM (H $\beta$ ) < 2000 km s<sup>-1</sup>, and a flux ratio of [O III] $\lambda$ 5007 / H $\beta$  < 3 (Osterbrock & Pogge 1985; Goodrich 1989). Most of their optical spectra show strong Fe II multiplets emission, which is a sign that the BLR and the accretion disk are visible (Mullaney & Ward 2008; Pogge 2011). These narrow permitted lines are commonly interpreted as a low rotational velocity around a relatively undermassive central black hole compared to broad-line Seyfert 1 galaxies (BLS1s), typically in the ranges of  $M_{BH} \sim 10^{6-8} M_\odot$  for NLS1s and  $M_{BH} \sim 10^{7-8} M_\odot$  for BLS1s (Mathur 2000). This leads to the conclusion that NLS1s have a high Eddington ratio, from 0.1 to 1 or even above (Boroson & Green 1992; Collin & Kawaguchi 2004). The low black hole mass and high accretion rate suggest that NLS1s might be a young and fast-growing phase of AGN (Mathur 2000; Grupe 2000). In this scenario, NLS1s might be different with respect to BLS1s, as suggested by their different large-scale environments: NLS1s preferably reside in less dense environments than BLS1s (Järvälä et al. 2017). Another possible interpretation is that the narrowness of H $\beta$  lines in NLS1s might be due to the pole-on orientation of a disk-like BLR, which prevents us from seeing any Doppler broadening (Decarli et al. 2008). In this case, the low black hole mass of NLS1s is not real, but only an inclina-

tion effect. However, our current knowledge is too poor to reach a conclusion.

Some NLS1s are detected at radio frequencies. The radio properties of AGN are usually described by the radio-loudness parameter, which is defined as the flux ratio between 5 GHz and optical B-band,  $R_L = F_{5GHz}/F_{B-band}$ . Sources with  $R_L > 10$  are considered as radio-loud (RL), while the others belong to radio-quiet (RQ) population (Kellermann et al. 1989). Among radio-detected NLS1s, the majority of them are RQ, while only a fraction of NLS1s are RL (7%) or very RL (2.5%) with a radio-loudness  $R_L > 100$  (Komossa et al. 2006). The RL fraction of NLS1s is indeed half of the fraction of RL quasars (15%) (Kellermann et al. 1989). However, this fraction strongly depends on the redshift since it appears to be lower in the nearby universe (Cracco et al. 2016), and relies on the large-scale environment as it tends to be higher with increasing large-scale environment density (Järvälä et al. 2017). These RL NLS1s generally have a very compact radio morphology (Gu & Chen 2010; Doi et al. 2012). Instead, RQ NLS1s usually exhibit an extended emission (?).

The discovery of  $\gamma$ -ray emission from NLS1s detected by the Fermi  $\gamma$ -ray Space Telescope confirmed that NLS1s are the third class of AGN emitting  $\gamma$ -rays from a relativistic beamed jet, in addition to blazars and radio galaxies (Abdo et al. 2009). However only a handful of sources are detected at  $\gamma$ -rays. The physical properties of NLS1s are different from those of blazars and radio galaxies. The central black hole masses of NLS1s are on average one to two orders of magnitude lower than those of blazars and radio galaxies. This difference might be due to a projection effect in the inclination scenario. Moreover, NLS1s are

\* sina.chen@phd.unipd.it

generally hosted in spiral galaxies (Crenshaw et al. 2003), while blazars and radio galaxies are both typically hosted in elliptical galaxies (Sikora et al. 2007). If we assume that the young age scenario is correct, RL NLS1s might be the progenitors of flat spectrum radio quasars (FSRQs) (Foschini et al. 2015; Berton et al. 2016).

To have a better understanding of the nature of NLS1s, observations with advanced observing facilities will be necessary. NLS1s are typically fainter with respect to blazars and quasars, and RL NLS1s are especially tricky since they are usually located at relatively high redshift. Some new facilities, such as the Extremely Large Telescope (ELT), the Atacama Large Millimeter/submillimeter Array (ALMA), and the Square Kilometre Array (SKA), could make a great contribution in providing breakthrough evidence to solve many long lasting problems concerning this particularly intriguing class of AGN. However, most of these large telescopes are concentrated in the southern hemisphere. Therefore the aim of this work is to create a new NLS1 sample that can be observed by large telescopes in the southern hemisphere, for the purpose of investigating the peculiarity of NLS1s with respect to other AGN. To do this, we exploited the large unexplored archive of the Six-degree Field Galaxy Survey (6dFGS)<sup>1</sup>, and provided flux calibration to their spectra for the first time.

Throughout this work, we adopt a standard  $\Lambda$ CDM cosmology with a Hubble constant  $H_0 = 70 \text{ km s}^{-1} \text{ Mpc}^{-1}$ ,  $\Omega_\Lambda = 0.73$  and  $\Omega_M = 0.27$  (Komatsu et al. 2011). We assume the flux density and spectral index convention  $F_\nu \propto \nu^{-\alpha_\nu}$ .

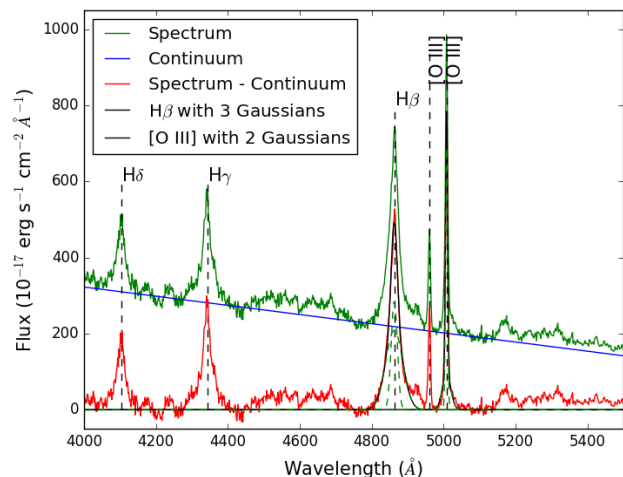
## 2. Sample selection

The spectral data of the NLS1 sample are derived from the 6dFGS, which is a combined redshift and peculiar velocity survey over the entire southern sky with  $|b| > 10^\circ$ . Optical spectra were obtained through separate V and R gratings and later spliced to produce combined spectra spanning  $4000 \text{ \AA} - 7500 \text{ \AA}$ . The instrumental resolution is  $R \sim 1000$  (Jones et al. 2004). The third and final data release (DR3) for the 6dFGS was published on 1 April 2009 (Jones et al. 2009).

We analyzed 110880 archive spectra from the 6dFGS DR3 catalog. They were first corrected for redshift using the  $cz$  velocity parameter ( $\text{km s}^{-1}$ ) provided by the catalog. The continuum was fitted in two wavelength intervals ( $4725 \text{ \AA} - 4775 \text{ \AA}$  and  $5075 \text{ \AA} - 5125 \text{ \AA}$ ) that do not show strong emission line, and subtracted from the original spectra. The root mean square (RMS) was calculated in the regions mentioned above as well. We selected objects showing strong  $H\beta$  and  $[O \text{ III}]$  lines, based on the criterion that the peak of each emission line has to be larger than  $3 \cdot \text{RMS}$ . In this case, we found 38563 objects that having both emission lines.

We then calculated the FWHM of these emission lines. The  $H\beta$  line was fitted with three Gaussians (one narrow component and two broad components), the  $[O \text{ III}]$  line was fitted with two Gaussians (one narrow component and one broad component), and both of them were corrected for instrumental resolution ( $300 \text{ km s}^{-1}$  for the 6dFGS). The narrow component is the line core and the broad components are usually associated with the gas outflow. An example of continuum subtraction and emission lines Gaussian fitting is shown in Fig. 1.

After reproducing the line profiles, we applied two additional conditions on the FWHM of lines. The first one was  $600 \text{ km s}^{-1} < \text{FWHM}(H\beta) < 2200 \text{ km s}^{-1}$ . The lower limit is based on



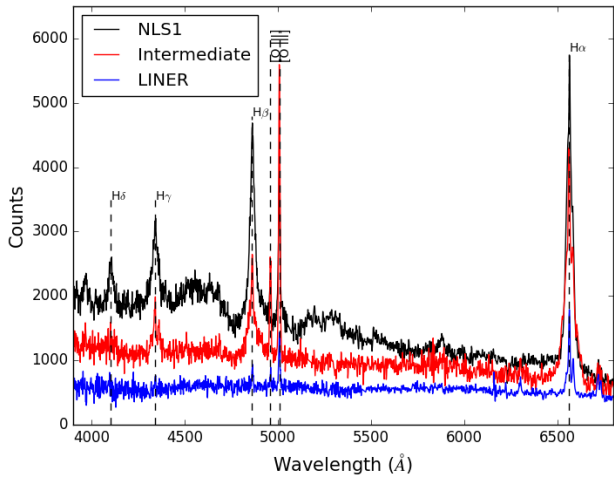
**Fig. 1.** Spectrum of 6dFGS gJ135439.5-421457. The green line is the observed spectrum, the blue line is the continuum, the red line is the spectrum after the continuum subtraction, and the black line is the result of fitting  $H\beta$  with three Gaussians and  $[O \text{ III}]$  with two Gaussians. Data are taken from the 6dFGS.

the mean FWHM of emission lines from the narrow-line region (NLR) measured by Vaona et al. (2012), and the upper limit was defined by the classic  $2000 \text{ km s}^{-1}$  criterion with a 10 % tolerance (Cracco et al. 2016). The second condition was  $200 \text{ km s}^{-1} < \text{FWHM}([O \text{ III}]) < 2000 \text{ km s}^{-1}$ . The lower limit avoids contamination by cosmic rays, while the upper limit avoids loss of objects with strong Fe II multiplets and relatively weak  $[O \text{ III}]$  line (Osterbrock & Pogge 1985; Mullaney et al. 2013). The fluxes of the  $H\beta$  and  $[O \text{ III}]$  lines were measured by integrating the fitted profiles. We only focused on those objects with a flux ratio of  $[O \text{ III}] / H\beta < 3$ , which is a main feature of NLS1s (Osterbrock & Pogge 1985).

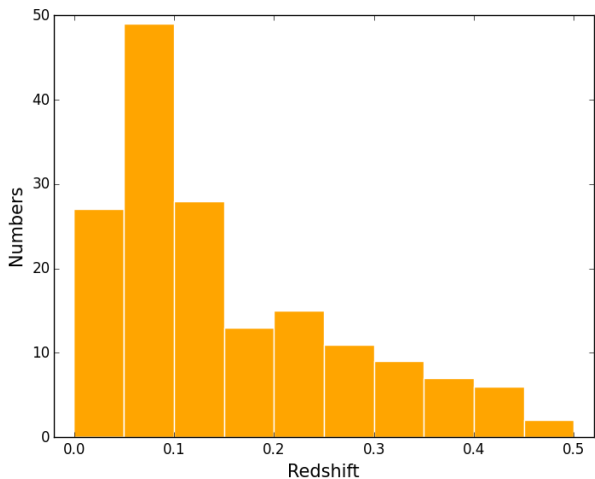
Based on the criteria mentioned above, we selected 2126 spectra and further analyzed them one by one to discern NLS1s from intermediate Seyfert galaxies and low-ionization nuclear emission-line regions (LINERs). Intermediate Seyfert galaxies and LINERs also have narrow emission lines and a flux ratio of  $[O \text{ III}] / H\beta < 3$  (Osterbrock 1977; Veilleux & Osterbrock 1987). However, there are two features in the spectra of NLS1s that distinguish them from the others. On one hand, Fe II multiplets are usually present in the spectra, because the BLR, where Fe II multiplets are originated, is directly visible in type 1 AGN. On the other hand, the line profile of  $H\beta$  is broader than  $[O \text{ III}]$  and can be fitted with a Lorentzian profile caused by turbulence in the line emitting region (Kollatschny & Zetzl 2013). The differences between NLS1s, intermediate Seyfert galaxies, and LINERs can be seen in Fig. 2.

In this way, we obtained a new sample of 167 NLS1s in the southern hemisphere. The object's name, coordinates, redshift, and luminosity distance are reported in Table 1; FWHM and flux of  $H\beta$  and  $[O \text{ III}]$  lines are listed in Table 2. The range of redshift is from  $z = 0.01$  ( $D_L = 44.49 \text{ Mpc}$ ) to  $z = 0.50$  ( $D_L = 2825.63 \text{ Mpc}$ ) with an average value of  $z = 0.15$  ( $D_L = 767.40 \text{ Mpc}$ ). The redshift distribution of the sample is presented in Fig. 3.

<sup>1</sup> <http://www-wfau.roe.ac.uk/6dFGS/>.



**Fig. 2.** Three spectral examples showing the differences between a NLS1 6dFGS gJ123124.9-165350 (black line), an intermediate Seyfert galaxy 6dFGS gJ072957.1-654333 (red line), and a LINER 6dFGS gJ160558.2-263806 (blue line). Data are taken from the 6dFGS.



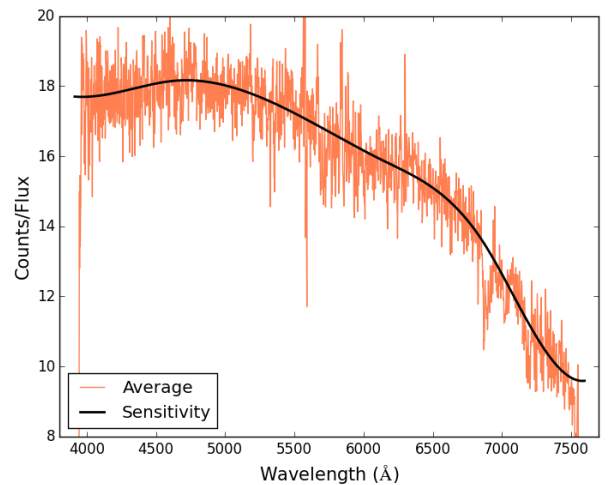
**Fig. 3.** Redshift distribution of 167 NLS1s using a 0.05 bin width.

### 3. Flux calibration

Spectra from the 6dFGS are not flux-calibrated, therefore a method to calibrate the spectra in the sample is needed. We looked for NLS1s that are both in the 6dFGS sample and observed by the Sloan Digital Sky Survey (SDSS), based on a coordinates match between the 6dFGS and the SDSS spectroscopic database, within a tolerance radius of 0.1 arcmin. The images of the sources in both surveys were compared to make sure that the search resulted in the same sources that we were looking for. As a result, seven NLS1s observed by both the 6dFGS and the SDSS were selected for the flux calibration.

We also checked that these objects are not RL to reduce the effects of optical variability. This is because RL sources are found to have higher variability than RQ sources due to the presence of non-thermal emission coming from the relativistic jet along with thermal emission related to the accretion disk around the supermassive black hole in RL objects, compared to the contribution of only thermal emission from the accretion disk in RQ objects (Rakshit & Stalin 2017).

We calculated the ratio between counts and flux for each object, dividing the 6dFGS spectra by the SDSS spectra, then combined the results and averaged them using the IRAF V2.16. The sensitivity of the 6dFGS NLS1 sample was obtained by fitting the average ratio with a fifth order polynomial curve. The average *counts/flux* ratio and the sensitivity are shown in Fig. 4. The airmass was considered in a crude correction for all data using the standard stars Feige 110 and EG274 in the 6dFGS observations (Jones et al. 2004). Hence, we calibrated the NLS1 spectra in the sample using the sensitivity obtained above. The spectra of these 167 NLS1s were then corrected for galactic extinction using the  $A_V$  extinction coefficients (Landolt V) (Schlafly & Finkbeiner 2011) extracted from the NASA/IPAC<sup>2</sup> Extragalactic Database (NED)<sup>3</sup>, and shifted to the rest frame. In this way we obtained flux-calibrated spectra for the NLS1 sample.



**Fig. 4.** Average *counts/flux* ratio (red line) and sensitivity (black line) of the 6dFGS NLS1 sample.

An issue with the method we used to calibrate the spectra is that the sensitivity was calculated on a limited number of objects, because of the small common sky coverage of the 6dFGS and the SDSS. In order to examine whether the flux calibration is acceptable, we compared the relation between the continuum flux and the optical magnitude of our 6dFGS re-calibrated spectra with that of NLS1s flux-calibrated spectra selected by Cracco et al. (2016), who investigated a sample of 296 NLS1s from the SDSS Data Release (DR) 7.

We performed averaged flux measurements running on the wavelength range from 5050 Å to 5150 Å, to obtain the mean flux at 5100 Å for both the 6dFGS and SDSS samples. The magnitude on B-band of the 6dFGS sample is provided by the catalog. The SDSS, instead, gives the magnitude of photometric measurements in the *ugriz* system. Hence, we converted the magnitude on *g* and *r* bands for the objects in the SDSS sample into magnitude on B-band using the equation (Jester et al. 2005)

$$B = 1.28g - 0.28r + 0.09. \quad (1)$$

The magnitudes were also corrected for galactic extinction in both samples.

<sup>2</sup> The National Aeronautics and Space Administration / The Infrared Processing and Analysis Center.

<sup>3</sup> <https://ned.ipac.caltech.edu/>.

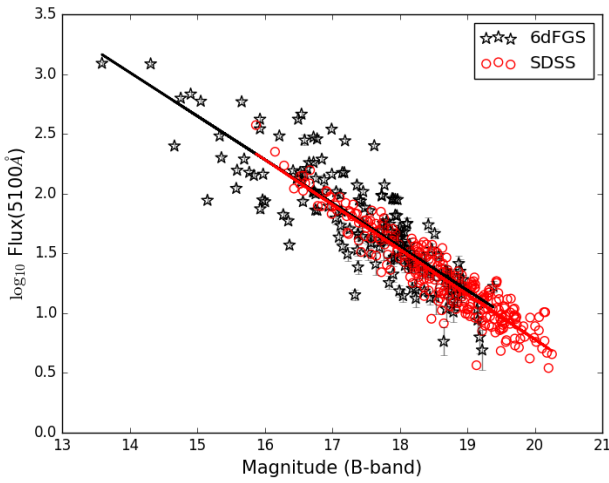
The relation between the mean flux at 5100 Å and the magnitude on B-band for the 6dFGS and SDSS samples is shown in Fig. 5. The best fit for the 6dFGS sample is

$$\log F(5100\text{\AA}) = -(0.365 \pm 0.007)B + (8.117 \pm 0.147), \quad (2)$$

which is comparable with the one for the SDSS sample expressed by

$$\log F(5100\text{\AA}) = -(0.376 \pm 0.003)B + (8.298 \pm 0.067). \quad (3)$$

Based on the consistent properties of our re-calibrated 6dFGS spectra with respect to the full flux-calibrated SDSS spectra, we infer that the derived sensitivity provides a realistic solution, though introducing some degrees of uncertainty. The magnitude on B-band and the mean flux density at 5100 Å of the 6dFGS NLS1 sample are listed in Table 1.



**Fig. 5.** Relation of the mean flux at 5100 Å and the magnitude on B-band. The black stars and line are data from the 6dFGS sample, the red circles and line are data from the SDSS sample in Cracco et al. (2016).

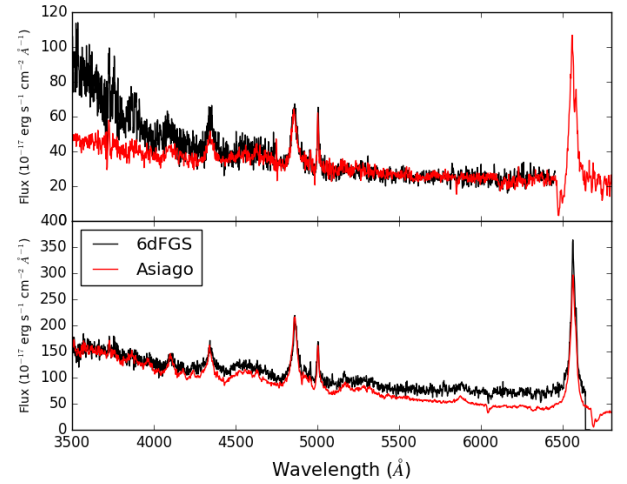
We carried out an additional test for our flux calibration. Sources with a declination higher than  $-15^\circ$  and apparent magnitude brighter than 18 and 19 can be observed by the Asiago Astrophysical Observatory (Italy) 1.22 m and 1.82 m telescopes respectively. We observed 15 objects' optical spectra in the 6dFGS sample using these telescopes in October and November 2017 in the best seeing conditions of 1" (details are reported in Table 3). The observations were split into exposure times of 1200 s or 1800 s for each target to avoid strong contamination by cosmic rays and light pollution. The wavelength calibration was done by FeAr or NeHgAr lamps. Standard stars HR7596, HR9087, or HD2857, whose altitude close to the target, was used for the flux calibration. After the sky subtraction, we combined the spectra for each object, and corrected for galactic absorption and redshift.

We compared the flux-calibrated spectra obtained from the 6dFGS and the Asiago telescopes. Two examples are shown in Fig. 6. In spite of the fact that the sources used to create the sensitivity are not RL, we do expect some variations and the most critical effect on the thermal blue bump. On the other hand, differences on the red part can be well accounted for by the different aperture and seeing conditions. Thus even though the uncertainties on the blue and red extremes of the spectral range are not negligible, the fluxes around the H $\beta$  line, [O III] line, and 5100 Å

**Table 3.** Observational details of the Asiago optical spectra.

Name	Observed date (yyyy-mm-dd)	Telescope	Exposure time (s)
6dFGS gJ000040.3-054101	2017-10-15	1.82 m	7200
6dFGS gJ002249.2-103956	2017-10-13	1.82 m	3600
6dFGS gJ013809.5-010920	2017-10-14	1.82 m	5400
6dFGS gJ015930.7-112859	2017-10-16	1.82 m	5400
6dFGS gJ020349.0-124717	2017-10-15	1.22 m	7200
6dFGS gJ021218.3-073720	2017-10-14	1.22 m	7200
6dFGS gJ021355.1-055121	2017-10-16	1.82 m	5400
6dFGS gJ034713.9-132547	2017-10-14	1.82 m	3600
6dFGS gJ042021.7-053054	2017-10-15	1.82 m	5400
6dFGS gJ043622.3-102234	2017-11-14	1.22 m	4800
6dFGS gJ044720.7-050814	2017-10-16	1.22 m	3600
6dFGS gJ045557.5-145641	2017-10-16	1.82 m	3600
6dFGS gJ193733.0-061305	2017-10-14	1.22 m	4800
6dFGS gJ211524.9-141706	2017-10-15	1.22 m	4800
6dFGS gJ213632.0-011626	2017-10-16	1.82 m	5400

continuum regions are consistent. Hence we suppose that for our purpose the flux calibration result is reliable, and these regions can be used to calculate the black hole mass and the Eddington ratio.



**Fig. 6.** Top panel: Flux-calibrated spectra of 6dFGS gJ021218.3-073720 obtained from the 6dFGS (black line) and the Asiago 1.22 m Telescope (red line). Bottom panel: Flux-calibrated spectra of 6dFGS gJ045557.5-145641 obtained from the 6dFGS (black line) and the Asiago 1.82 m Telescope (red line).

#### 4. Luminosity correlation

Working with spectra produced by a multi-object spectrograph, and fed by a system of fixed aperture entrance fibers, we have to account for the amount of light that enters the instrument. On one hand, we think about the nuclear active regions of external galaxies as unresolved point-like sources, the aperture of the 6dFGS instrument fibers is large enough to avoid the loss of significant amounts of light. On the other hand, the use of a fixed aperture implies that a varying amount of light from the AGN host galaxy, which can be an extended source with resolved structure, is also collected by the instrument. For strong type 1 AGN, which dominate over the host, this problem is not particularly relevant, but it can represent a significant issue in the case of nearby resolved Seyfert galaxies (Varisco et al. 2018). In general, this problem does not affect the spectral components that are purely originated



by the AGN, such as the broad emission lines, while we have to take it into account when measuring the intensity of continuum, and to some extent, the narrow emission lines.

In fact, estimating the host galaxy contribution in such spectra is not straightforward, because the relative amount of host galaxy stellar light with respect to the AGN signal, depends both on the AGN luminosity and on the fraction of the host surface that is subtended by the aperture that increases as a square of distance. To evaluate the contribution of stellar light from host galaxies in our sample, we applied a technique based on the principal component analysis (PCA), which was originally described in Connolly et al. (1995), and subsequently applied to a sample of type 1 AGN selected from the SDSS DR3 by La Mura et al. (2007). Following the strategy described in La Mura et al. (2007), we assume that the observed spectra can be regarded as the linear combination of a set of spectral contributions, arising separately from the AGN and its host. If we call  $S(\lambda)$  the amount of flux observed at a wavelength  $\lambda$ , this leads us to write

$$S(\lambda) = \sum_{i=1}^n a_i A_i(\lambda) + \sum_{j=1}^m h_j H_j(\lambda), \quad (4)$$

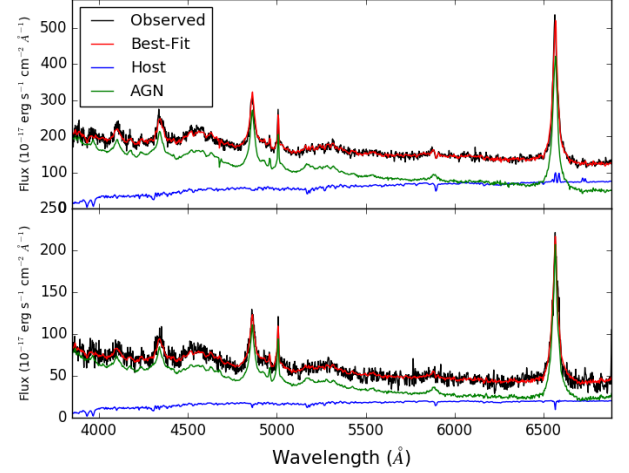
where  $A_i(\lambda)$  and  $H_j(\lambda)$  represent the spectral components produced by the AGN and its host respectively,  $a_i$  and  $h_j$  are their weight coefficients that do not depend on wavelength, and  $n$  and  $m$  are the number of linear components used to model the AGN and its host. Using a proper set of base spectra, such as the list of eigenspectra provided by the low redshift collections in Yip et al. (2004a,b), Equation (4) expands to a system of algebraic equations that can be solved in terms of the weight coefficients. Therefore we can estimate the contribution of AGN and host galaxy components in the spectra, after they have been corrected for galactic extinction and brought to their rest frame.

As the simple solution of Equation (4) may not always lead to a physically meaningful conclusion, because it introduces negative spectra or absorption features corresponding to forbidden lines, we developed an iterative fitting procedure written in Python. The algorithm looks for the solution of Equation (4), then it tests for the physical meaning of the separated AGN and host spectra. If either one of the components exhibits any inconsistency, its weight is reduced and the fit is run again leaving only the consistent parts free to vary. The algorithm then proceeds with an iteration fitting AGN and host alternatively, which are now forced to show only non-negative contributions, until the solution converges to a minimum chi-square  $\chi^2$  value or one of the components becomes undetected. After testing various configurations, we found that the best fit models leaving minimum residuals could be obtained from the combination of the first  $n$  AGN and the first  $m$  host galaxy components. Two examples of AGN and host galaxy decompositions are shown in Fig. 7.

The procedure is generally able to recover the host galaxy contribution, producing models with a median reduced residual of  $\chi^2 = 1.45$  estimated over the sample. In a dozen cases, the host contribution turned out to be too faint to be distinguished. In all the other cases, we subtracted the host galaxy spectral models from our flux-calibrated spectra, in order to obtain an estimate of the light originally emitted by the AGN alone. After the host galaxy correction, the monochromatic luminosity at 5100 Å can be calculated by

$$L(\lambda) = 4\pi D_L^2 \cdot \lambda F(\lambda), \quad (5)$$

where  $D_L$  is the luminosity distance estimated by the cosmological redshift,  $F(\lambda)$  is the averaged flux density on the wavelength



**Fig. 7.** Decompositions of AGN and host galaxy in spectra 6dFGS gJ065017.5-380514 (top panel) and 6dFGS gJ084510.2-073205 (bottom panel). The black line shows the observed spectrum, the red line shows the best-fitted result, the green line shows the AGN component, and the blue line shows the stellar contribution.

range from 5050 Å to 5150 Å, and we assume that the radiation from the sources is isotropic. The luminosity at 5100 Å may be overestimated in RL NLS1s due to the presence of relativistic jets can contaminate the continuum in RL sources. However, this impact is negligible, since only a small fraction of NLS1s are RL as mentioned above.

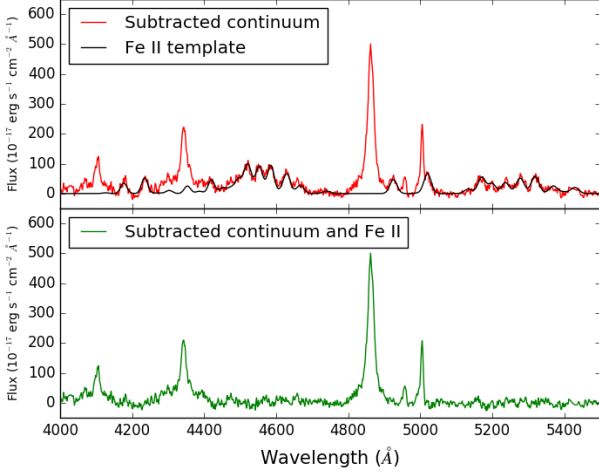
From the host galaxy subtractions, we noted that the stellar light has an important influence on the continuum, however, it only makes a minor contribution to the emission lines, since we did not see any strong emission or absorption line in the host galaxy components. Therefore, the luminosities of H $\beta$  and [O III] lines can be estimated based on the flux-calibrated spectra. We first subtracted the continuum from the spectra, then fitted the Fe II multiplets and subtracted them from the continuum-subtracted spectra. The Fe II templates were estimated using the procedure described in Kovačević et al. (2010); Shapovalova et al. (2012). It reproduces 65 Fe II emission lines within the 4000 Å to 5500 Å range, including five line groups (F, S, G, P, I Zw 1), and fits each line with a single Gaussian. The free input parameters are temperature, Doppler width, shift, intensity of each group of lines, and iterations<sup>4</sup>. An example of Fe II multiplets fitting is shown in Fig. 8.

We used the spectra with both the continuum and the Fe II multiplets subtracted to estimate the fluxes and luminosities of H $\beta$  and [O III] lines. The signal-to-noise (S/N) ratio was computed from 5050 Å to 5150 Å wavelength range. If S/N > 10, the H $\beta$  line was fitted with three Gaussians (one narrow component and two broad components). Otherwise it was fitted with two Gaussians (one narrow component and one broad component), in order to avoid overfitting the noise in the case of low quality spectra. The [O III] line was fitted with two Gaussians. The luminosities of H $\beta$  and [O III] lines is calculated by

$$L(\text{line}) = 4\pi D_L^2 \cdot F(\text{line}), \quad (6)$$

where  $F(\text{line})$  is the flux derived by integrating the H $\beta$  and [O III] line profiles.

<sup>4</sup> [http://servo.aob.rs/FeII\\_AGN/](http://servo.aob.rs/FeII_AGN/).



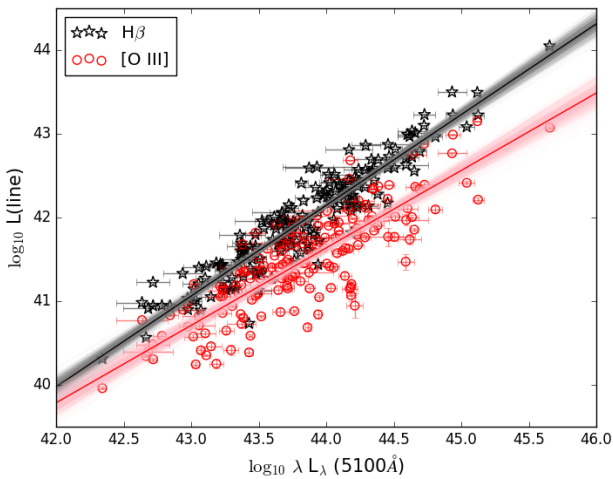
**Fig. 8.** The Fe II multiplets fitting in spectrum 6dFGS gJ003915.9-511702. Top panel: The continuum-subtracted spectrum (red line) and the Fe II template (black line). Bottom panel: The spectrum after subtraction of both continuum and Fe II multiplets (green line). Data are taken from the 6dFGS.

The luminosity at 5100 Å, and the luminosities of H $\beta$  and [O III] lines for the 6dFGS NLS1 sample are reported in Table 4. We obtained strong correlations between the monochromatic luminosity at 5100 Å and the luminosities of both emission lines as shown in Fig. 9. The linear regressions with a Bayesian method yield (Kelly 2007)

$$\log L(H\beta) = (1.084 \pm 0.031) \log \lambda L_{\lambda}(5100\text{\AA}) - (5.560 \pm 1.375), \quad (7)$$

and

$$\log L([OIII]) = (0.926 \pm 0.047) \log \lambda L_{\lambda}(5100\text{\AA}) + (0.909 \pm 2.058). \quad (8)$$



**Fig. 9.** Relation of  $L(H\beta) - \lambda L_{\lambda}(5100\text{\AA})$  is shown in black stars and lines. Relation of  $L([O III]) - \lambda L_{\lambda}(5100\text{\AA})$  is shown in red circles and lines.

A strong correlation between the luminosity of Balmer lines and the optical continuum was found by Greene & Ho (2005);

Greene et al. (2010), and supports the idea that the Balmer emission lines arise from recombination after photoionization by non-thermal continuum (Yee 1980). Zhou et al. (2006) also found a correlation between the luminosity of [O III] line and the optical continuum, although not as tight as the  $L(H\beta) - \lambda L_{\lambda}(5100\text{\AA})$  correlation. This relation is useful for estimating the intrinsic luminosity of AGN, since the unobscured NLR, where the [O III] line comes from, can be reliably used to trace the central region properties (Zakamska et al. 2003).

The errors of flux and luminosity of continuum were obtained by calculating their standard deviation  $\sigma$  from 5050 Å to 5150 Å. The errors of FWHM, flux, and luminosity of emission lines were evaluated by the Monte Carlo method. This approach involves varying the line profiles with a random noise proportional to the RMS measured in the continuum range, then fitting the emission lines with Gaussians as previously mentioned, measuring FWHM, flux, and luminosity, and repeating the same process 100 times to estimate their standard deviation. In this way, we obtained  $1\sigma$  errors for these parameters.

## 5. Black hole mass and Eddington ratio

We estimated the central black hole mass following the method in Foschini et al. (2015); Berton et al. (2015). For each NLS1 galaxy in the 6dFGS sample, the virial mass of the central black hole is defined as

$$M_{BH} = f \left( \frac{R_{BLR} \sigma_{line}^2}{G} \right), \quad (9)$$

where  $R_{BLR}$  is the size of the BLR measured by reverberation or estimated from scaling relations,  $\sigma_{line}$  is the line dispersion second-order moment,  $G$  is the gravitational constant, and  $f$  is a dimensionless scale factor that depends on the structure, kinematics, and orientation of the BLR (Peterson et al. 2004). We assumed  $f = 4.31 \pm 1.05$  following Grier et al. (2013), which is a value not dependent on the inclination and geometry of the BLR.

The size of the BLR was calculated using the relation between the luminosity at 5100 Å and the radius of the BLR from Bentz et al. (2013),

$$\log \left( \frac{R_{BLR}}{1 \text{ light day}} \right) = 1.527^{+0.031}_{-0.031} + 0.533^{+0.035}_{-0.033} \log \left( \frac{\lambda L_{\lambda}(5100\text{\AA})}{10^{44} \text{ erg s}^{-1}} \right). \quad (10)$$

The line dispersion  $\sigma_{H\beta}$ , which is less affected by the inclination and line profile than a FWHM measurement (Peterson et al. 2004; Collin et al. 2006), was determined from the H $\beta$  broad components. If the H $\beta$  line has two broad components, the  $\sigma_{H\beta}$  is evaluated by

$$\sigma_{H\beta}^2 = \frac{\int \lambda^2 F(\lambda) d\lambda}{\int F(\lambda) d\lambda} - \left( \frac{\int \lambda F(\lambda) d\lambda}{\int F(\lambda) d\lambda} \right)^2, \quad (11)$$

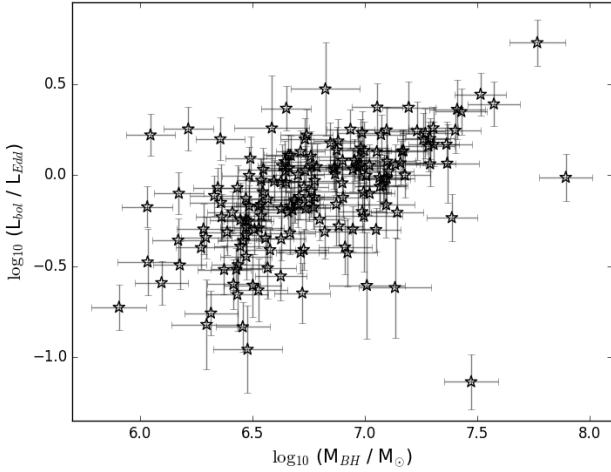
where  $F(\lambda)$  is the H $\beta$  line profile produced by two broad components. If it has only one broad component, then  $\sigma_{H\beta} \approx \text{FWHM}_{H\beta \text{ broad}} / 2.355$ .

The Eddington ratio, defined as  $\epsilon = L_{bol} / L_{Edd}$ , could be measured after obtaining the central black hole mass, where the Eddington luminosity is

$$L_{Edd} = 1.3 \times 10^{38} \left( \frac{M_{BH}}{M_{\odot}} \right) \text{ erg s}^{-1}, \quad (12)$$

and the bolometric luminosity is estimated assuming  $L_{bol} = 9\lambda L_{\lambda}(5100\text{\AA})$  (Kaspi et al. 2000).

The distributions of central black hole mass and Eddington ratio for 167 NLS1s in the 6dFGS sample are plotted in Fig. 10, and their estimated values are presented in Table 4. The masses of the central black hole  $M_{BH}$  range from  $8.1 \times 10^5 M_{\odot}$  to  $7.8 \times 10^7 M_{\odot}$  with a median value of  $8.6 \times 10^6 M_{\odot}$ . The Eddington ratios  $L_{bol}/L_{Edd}$  span from 0.07 to 5.35 with a median value of 0.96. This result confirms that NLS1s have lower black hole mass and higher Eddington ratio than BLS1s. The errors of central black hole mass and Eddington ratio were evaluated by the Python uncertainties package following the error propagation theory.



**Fig. 10.** Distributions of central black hole mass and Eddington ratio in the 6dFGS NLS1 sample.

## 6. Radio sources

With the aim of looking for radio sources in the 6dFGS sample, we subsequently cross-matched these 167 NLS1s with several important radio surveys covering the southern hemisphere, including the NRAO VLA<sup>5</sup> Sky Survey (NVSS), the Sydney University Molonglo Sky Survey (SUMSS), and the Australia Telescope 20 GHz Survey (AT20G), within a search radius of 5 arcsec. The NVSS covers the entire sky north of  $-40^\circ$  declination at 1.4 GHz with the flux density limit of 2.5 mJy (Condon et al. 1998), the SUMSS covers the sky south of  $-30^\circ$  declination at 843 MHz with the flux density limit of 8 mJy (Mauch et al. 2003), and the AT20G covers the whole sky south of  $0^\circ$  declination at 5 GHz, 8.4 GHz, and 22 GHz respectively, with the flux density limit of 40 mJy (Murphy et al. 2010).

We found 18 sources only detected by the NVSS, three sources only detected by the SUMSS, one source detected by both the NVSS and the SUMSS, and one source detected by both the SUMSS and the AT20G. In total 23 (13.8%) sources have associated radio counterparts. The flux densities detected by the radio surveys for these 23 sources are listed in Table 5 respectively.

The radio loudness  $R_L = F_{radio}/F_{optical}$  was calculated using the radio flux at 5 GHz and the optical flux at B-band 4400 Å for each object. In most cases the radio flux was obtained at 1.4

**Table 6.** Mean values of redshift, black hole mass, radio luminosity at 5 GHz, and optical luminosity on B-band of the RL and RQ subsample

Subsample	Number	Redshift	$\log_{10}(M_{BH}/M_{\odot})$	$\log_{10} L_{radio}$	$\log_{10} L_{optical}$
All	23	0.14	6.71	39.55	43.94
RL	12	0.20	6.82	40.15	44.07
RQ	11	0.06	6.59	38.90	43.79

GHz and 843 MHz instead of 5 GHz. We derived the radio flux at 5 GHz under the hypothesis that the radio spectrum can be described with a power-law model  $F_{\nu} \propto \nu^{-\alpha}$ , and we assumed a conservative spectral index of  $\alpha = 0.5$  (Yuan et al. 2008). In this way we found 12 (7.0% of the whole sample) RL (including one very RL) NLS1s and 11 RQ NLS1s. If we suppose that the radio spectrum has a flat spectral index of  $\alpha = 0$ , 17 objects were found to be RL and six objects were found to be RQ. Instead, assuming a steep radio spectral index of  $\alpha = 1$ , we found that seven objects are RL and 16 objects are RQ. In this paper, we classified our sources according to the results of  $\alpha = 0.5$ .

Williams et al. (2002) analyzed 150 NLS1s in the SDSS Early DR and found that only a dozen (8%) were detected at radio frequencies and only two (1.3%) were RL. Research by Zhou et al. (2006) based on the SDSS DR3 resulted in a sample of 2011 NLS1s and of those 142 (7.1%) objects had radio counterparts. Cracco et al. (2016) investigated a sample of 296 NLS1s from the SDSS DR7, 70 (23.6%) sources were detected at radio frequencies and 11 (3.7% of the total sample and 15.7% of those radio detected) of them were classified as RL. A recent study by Rakshit et al. (2017) proposed a new catalog from the SDSS DR12 that contains 11101 NLS1s, among them 555 (5%) objects were detected on radio band and 378 (3.4%) were RL.

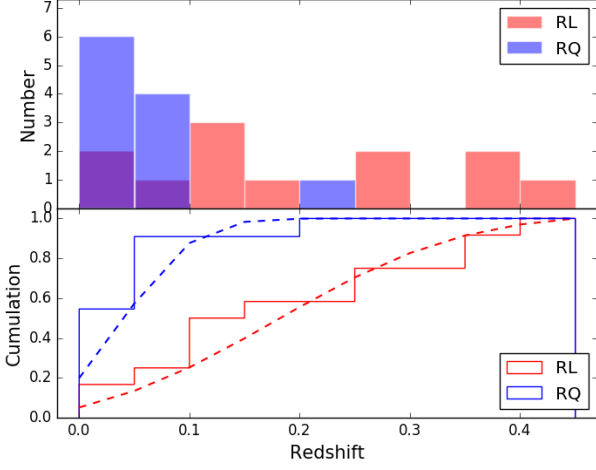
The radio fraction is different in all these samples because the radio loudness strongly depends on the spatial resolution of the optical and radio observations. The flux is different if the observations considered the whole galaxy (including the contribution of both AGN and host) or only the nuclear region. Then the evaluated  $R_L$  is different for the same galaxy. This situation happens both on radio and optical observations. Ho & Peng (2001) found that most Seyfert 1 nuclei were classified as RL AGN if only their nuclear luminosity was considered, which was in doubt later.

The classification of RL and RQ according to  $R_L = 10$  is not restricted and a little arbitrary. In light of this, a recent work by Padovani (2017) argued that AGN should be classified based on physical differences rather than just an observational phenomenon. They defined two new classes of AGN: jetted AGN, which are characterized by strong relativistic jets, and non-jetted AGN, which also have jet structures but with weak power compared to those of jetted sources. The spectral energy distribution (SED) of non-jetted AGN has a cutoff at much lower energy than jetted AGN. Despite this, the radio-loudness parameter has been useful to separate RL sources from RQ ones until now.

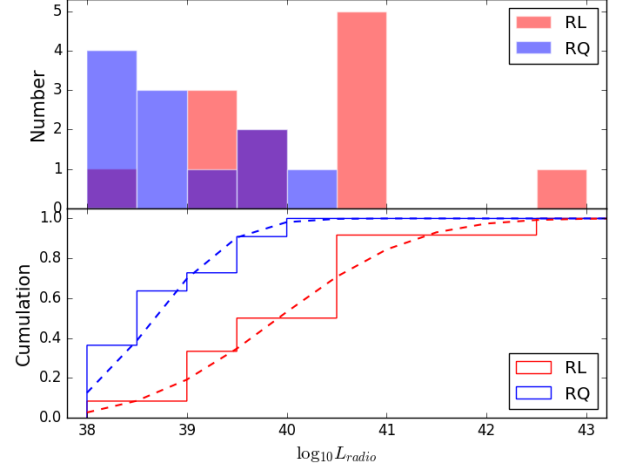
The flux densities and luminosities on radio and optical bands, radio loudness, and radio type of the radio sample are reported in Table 5. The mean values of redshift, black hole mass, radio luminosity at 5 GHz, and optical luminosity on B-band of the RL and RQ subsamples are presented in Table 6. Their number and cumulative distributions are shown in Figs. 11, 12, 13, and 14 respectively.

We used the two-sample Kolmogorov-Smirnov (K-S) test to examine whether the parent population of the RL and RQ subsample is the same. The null hypothesis is that two distributions originated from the same population of sources. We applied the rejection of the null hypothesis at a 95% confidence level cor-

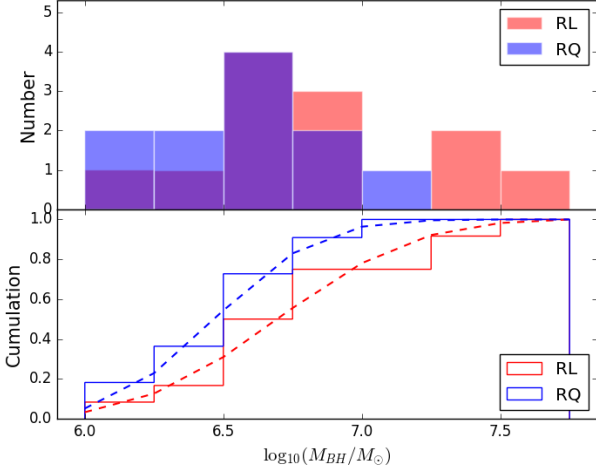
<sup>5</sup> The National Radio Astronomy Observatory Very Large Array.



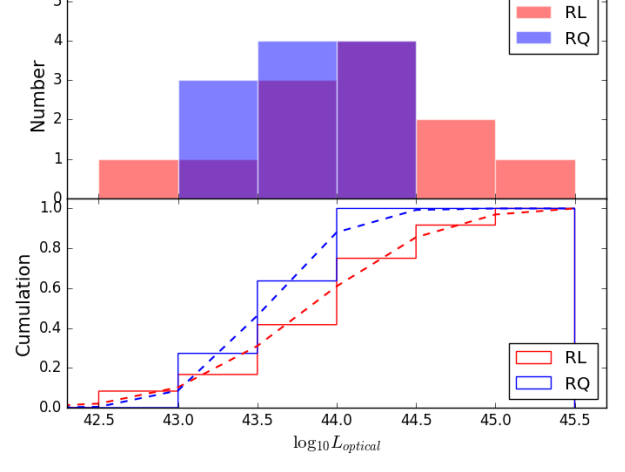
**Fig. 11.** Redshift distribution (top panel) and cumulative distribution (bottom panel) of the RL (red) and RQ (blue) sources in our radio detected NLS1 sample using a 0.05 bin width.



**Fig. 13.** Radio luminosity at 5 GHz distribution (top panel) and cumulative distribution (bottom panel) of the RL (red) and RQ (blue) sources as in previous figure using a 0.5 bin width.



**Fig. 12.** Black hole mass distribution (top panel) and cumulative distribution (bottom panel) of the RL (red) and RQ (blue) sources as in previous figure using a 0.25 bin width.



**Fig. 14.** Optical luminosity on B-band distribution (top panel) and cumulative distribution (bottom panel) of the RL (red) and RQ (blue) sources as in previous figure using a 0.5 bin width.

responding to a value of  $p \leq 0.05$ . The K-S tests of redshift ( $p = 1.8 \times 10^{-3}$ ) and radio luminosity ( $p = 2.0 \times 10^{-4}$ ) suggest that the RL and RQ NLS1s in the sample have different populations. However, the K-S tests of black hole mass ( $p = 0.47$ ) and optical luminosity ( $p = 0.055$ ) argue that these RL and RQ sources have the same origin.

This result is expected. The different redshift distribution may be caused by a selection effect. RQ sources are faint, so they can be observed only at low redshift due to the flux density limit of radio surveys. Once the redshift increases, only RL sources with high luminosity can be detected. The different radio luminosity distribution may be related to the presence of radio jets. RL NLS1s generally harbor relativistic jets, instead jets in RQ NLS1s are usually weak or absent. However, the optical luminosity and black hole mass distributions have the same origin, the possible reason is that the optical luminosity is emitted by the accretion disk and the black hole mass is derived from the optical continuum in this analysis. This result also implies that

the presence of relativistic jets is not related to the central black hole mass.

The cumulative distributions of the radio sample show as well that RL sources tend to have higher redshift, a more massive black hole, and higher radio and optical luminosity than RQ sources on average. This may be related to the jet activity. RL NLS1s usually harbor relativistic jets emitting low-energy synchrotron radiation (radio emission) and high-energy inverse-Compton radiation (up to  $\gamma$ -ray energy). Instead jets are probably weak or absent in RQ NLS1s. The mass accretion rate of sources with jets is higher than that of sources without jets. Since the presence of jets enhances angular momentum transport, matter in the accretion disk loses angular momentum and falls into the central black hole faster. This can greatly increase the black hole mass growth rate, therefore RL sources have larger black hole masses and higher luminosities compared to RQ sources (Jolley & Kuncic 2008). Finally, we remark that these results should be taken with cautions because of the small radio sample used in these analyses.



## 7. Summary

In this work, we exploited the optical spectra from the 6dFGS DR3, which is currently the most extensive spectroscopic survey available in the southern hemisphere, to perform the first systematic selection of NLS1s in this sky region. The NLS1 sample was selected from this survey and flux calibration for the optical spectra in the sample was derived. The luminosity correlations of  $L(H\beta) - \lambda L_{\lambda}(5100\text{\AA})$  and  $L([O\ III]) - \lambda L_{\lambda}(5100\text{\AA})$  were found. The central black hole mass and the Eddington ratio were estimated for each target. In addition, the radio counterparts were found for some sources by the radio surveys covering the southern hemisphere. The main results of this paper are summarized as follows.

1. According to the criteria of  $600\text{ km s}^{-1} < \text{FWHM}(H\beta) < 2200\text{ km s}^{-1}$  and a flux ratio of  $[O\ III] / H\beta < 3$ , as well as considering the visibility of Fe II multiplets and  $H\beta$  line profiles in the optical spectra, we created a new accurate sample of 167 NLS1s from the 6dFGS in the southern hemisphere.

2. The flux-calibrated spectra for these 167 NLS1s in the sample, which were not provided by the 6dFGS, were obtained. To evaluate the reliability of the flux calibration, the relation between the mean flux at  $5100\text{\AA}$  and the magnitude on B-band was calculated for the 6dFGS sample, and the result is in good agreement with the SDSS NLS1 sample from Cracco et al. (2016). We further compared 15 flux-calibrated spectra in the 6dFGS sample with the new observations specifically carried out at the Asiago Observatory, and confirmed that our flux calibration of the 6dFGS spectra on the  $H\beta$  line,  $[O\ III]$  line, and  $5100\text{\AA}$  continuum regions is consistent.

3. The monochromatic luminosity at  $5100\text{\AA}$ , and the luminosities of  $H\beta$  and  $[O\ III]$  lines were estimated. Strong correlations of  $L(H\beta) - \lambda L_{\lambda}(5100\text{\AA})$  and  $L([O\ III]) - \lambda L_{\lambda}(5100\text{\AA})$  could be confirmed.

4. The mass of central black hole and the Eddington ratio were calculated for each target, and found to lie in the ranges of  $M_{BH} \sim 10^{5.91-7.89} M_{\odot}$  and  $L_{bol}/L_{Edd} \sim 0.07 - 5.35$  respectively, with average values of  $M_{BH} = 10^{6.93} M_{\odot}$  and  $L_{bol}/L_{Edd} = 0.96$ , which are typical values for NLS1s. This result confirms that NLS1s have lower black hole mass and higher Eddington ratio than BLS1s.

5. Of the 167 NLS1s in the 6dFGS sample, 23 (13.8%) sources were found to have associated radio counterparts, including 12 (7.0%) RL NLS1s and 11 RQ NLS1s. RL sources tend to have higher redshift, a more massive black hole, and higher radio and optical luminosities than RQ sources.

Our conclusions increase the number of NLS1s and confirm some well known properties of this peculiar class of AGN. However, the number of NLS1s in the 6dFGS sample, in particular radio sources, is still limited. Further research with larger samples, and higher resolution and sensitivity observations will be necessary to understand the physical mechanism and evolution of NLS1s, with respect to other types of AGN. We expect that the investigation of these sources with high performance observation facilities, located in the southern sites, will help to clarify many of the fundamental questions that have not yet been solved on this class of galaxies.

**Acknowledgements.** We thank the anonymous referee for suggestions leading to the improvement of this work. JHFan's work is partially supported by the National Natural Science Foundation of China (NSFC 11733001, U1531245). We thank the Final Data Release (DR3) of the Six-degree Field Galaxy Survey (6dFGS). Funding for the Sloan Digital Sky Survey IV has been provided by the Alfred P. Sloan Foundation, the U.S. Department of Energy Office of Science, and the Participating Institutions. SDSS-IV acknowledges support and resources from the Center for High-Performance Computing at the University

of Utah. The SDSS web site is [www.sdss.org](http://www.sdss.org). SDSS-IV is managed by the Astrophysical Research Consortium for the Participating Institutions of the SDSS Collaboration including the Brazilian Participation Group, the Carnegie Institution for Science, Carnegie Mellon University, the Chilean Participation Group, the French Participation Group, Harvard-Smithsonian Center for Astrophysics, Instituto de Astrofísica de Canarias, the Johns Hopkins University, Kavli Institute for the Physics and Mathematics of the Universe (IPMU) / University of Tokyo, Lawrence Berkeley National Laboratory, Leibniz Institut für Astrophysik Potsdam (AIP), Max-Planck-Institut für Astronomie (MPIA Heidelberg), Max-Planck-Institut für Astrophysik (MPA Garching), Max-Planck-Institut für Extraterrestrische Physik (MPE), National Astronomical Observatories of China, New Mexico State University, New York University, University of Notre Dame, Observatório Nacional / MCTI, the Ohio State University, Pennsylvania State University, Shanghai Astronomical Observatory, United Kingdom Participation Group, Universidad Nacional Autónoma de México, University of Arizona, University of Colorado Boulder, University of Oxford, University of Portsmouth, University of Utah, University of Virginia, University of Washington, University of Wisconsin, Vanderbilt University, and Yale University. This research has made use of the NASA/IPAC Extragalactic Database (NED), which is operated by the Jet Propulsion Laboratory, California Institute of Technology, under contract with the National Aeronautics and Space Administration. This paper is based on observations collected with the 1.22m Galileo telescope and 1.82m Copernico telescopes of the Asiago Astrophysical Observatory, operated by the Department of Physics and Astronomy "G. Galilei" of the University of Padova and INAF - Osservatorio Astronomico di Padova. This research has made use of the VizieR catalog access tool, CDS, Strasbourg, France. The original description of the VizieR service was published in A&AS 143, 23.

## References

- Abdo, A. A., Ackermann, M., Ajello, M., et al. 2009, *ApJ*, 707, L142  
 Bentz, M. C., Denney, K. D., Grier, C. J., et al. 2013, *ApJ*, 767, 149  
 Berton, M., Caccianiga, A., Foschini, L., et al. 2016, *A&A*, 591, A98  
 Berton, M., Foschini, L., Ciroi, S., et al. 2015, *A&A*, 578, A28  
 Boroson, T. A. & Green, R. F. 1992, *ApJS*, 80, 109  
 Collin, S. & Kawaguchi, T. 2004, *A&A*, 426, 797  
 Collin, S., Kawaguchi, T., Peterson, B. M., & Vestergaard, M. 2006, *A&A*, 456, 75  
 Condon, J. J., Cotton, W. D., Greisen, E. W., et al. 1998, *AJ*, 115, 1693  
 Connolly, A. J., Szalay, A. S., Bershad, M. A., Kinney, A. L., & Calzetti, D. 1995, *AJ*, 110, 1071  
 Cracco, V., Ciroi, S., Berton, M., et al. 2016, *MNRAS*, 462, 1256  
 Crenshaw, D. M., Kraemer, S. B., & Gabel, J. R. 2003, *AJ*, 126, 1690  
 Decarli, R., Dotti, M., Fontana, M., & Haardt, F. 2008, *MNRAS*, 386, L15  
 Doi, A., Nagira, H., Kawakatu, N., et al. 2012, *ApJ*, 760, 41  
 Foschini, L., Berton, M., Caccianiga, A., et al. 2015, *A&A*, 575, A13  
 Goodrich, R. W. 1989, *ApJ*, 342, 224  
 Greene, J. E. & Ho, L. C. 2005, *ApJ*, 630, 122  
 Greene, J. E., Hood, C. E., Barth, A. J., et al. 2010, *ApJ*, 723, 409  
 Grier, C. J., Martini, P., Watson, L. C., et al. 2013, *ApJ*, 773, 90  
 Gu, D. 2000, *New A Rev.*, 44, 455  
 Gu, M. & Chen, Y. 2010, *AJ*, 139, 2612  
 Ho, L. C. & Peng, C. Y. 2001, *ApJ*, 555, 650  
 Järvelä, E., Lähteenmäki, A., Lietzen, H., et al. 2017, *A&A*, 606, A9  
 Jester, S., Schneider, D. P., Richards, G. T., et al. 2005, *AJ*, 130, 873  
 Jolley, E. J. D. & Kuncic, Z. 2008, *MNRAS*, 386, 989  
 Jones, D. H., Read, M. A., Saunders, W., et al. 2009, *MNRAS*, 399, 683  
 Jones, D. H., Saunders, W., Colless, M., et al. 2004, *MNRAS*, 355, 747  
 Kaspi, S., Smith, P. S., Netzer, H., et al. 2000, *ApJ*, 533, 631  
 Kellermann, K. I., Sramek, R., Schmidt, M., Shaffer, D. B., & Green, R. 1989, *AJ*, 98, 1195  
 Kelly, B. C. 2007, *ApJ*, 665, 1489  
 Kollatschny, W. & Zetzl, M. 2013, *A&A*, 549, A100  
 Komatsu, E., Smith, K. M., Dunkley, J., et al. 2011, *ApJS*, 192, 18  
 Komossa, S., Voges, W., Xu, D., et al. 2006, *AJ*, 132, 531  
 Kovačević, J., Popović, L. Č., & Dimitrijević, M. S. 2010, *ApJS*, 189, 15  
 La Mura, G., Popović, L. Č., Ciroi, S., Rafanelli, P., & Ilić, D. 2007, *ApJ*, 671, 104  
 Mathur, S. 2000, *MNRAS*, 314, L17  
 Mauch, T., Murphy, T., Buttery, H. J., et al. 2003, *MNRAS*, 342, 1117  
 Mullaney, J. R., Alexander, D. M., Fine, S., et al. 2013, *MNRAS*, 433, 622  
 Mullaney, J. R. & Ward, M. J. 2008, *MNRAS*, 385, 53  
 Murphy, T., Sadler, E. M., Ekers, R. D., et al. 2010, *MNRAS*, 402, 2403  
 Osterbrock, D. E. 1977, *ApJ*, 215, 733  
 Osterbrock, D. E. & Pogge, R. W. 1985, *ApJ*, 297, 166  
 Padovani, P. 2017, *Nature Astronomy*, 1, 0194  
 Peterson, B. M., Ferrarese, L., Gilbert, K. M., et al. 2004, *ApJ*, 613, 682

- Pogge, R. W. 2011, in *Narrow-Line Seyfert 1 Galaxies and their Place in the Universe*, 2
- Rakshit, S. & Stalin, C. S. 2017, *ApJ*, 842, 96
- Rakshit, S., Stalin, C. S., Chand, H., & Zhang, X.-G. 2017, *ApJS*, 229, 39
- Schlafly, E. F. & Finkbeiner, D. P. 2011, *ApJ*, 737, 103
- Shapovalova, A. I., Popović, L. Č., Burenkov, A. N., et al. 2012, *ApJS*, 202, 10
- Sikora, M., Stawarz, Ł., & Lasota, J.-P. 2007, *ApJ*, 658, 815
- Vaona, L., Ciroi, S., Di Mille, F., et al. 2012, *MNRAS*, 427, 1266
- Varisco, L., Sbarrato, T., Calderone, G., & Dotti, M. 2018, *ArXiv e-prints* [[arXiv:1803.08504](#)]
- Veilleux, S. & Osterbrock, D. E. 1987, *ApJS*, 63, 295
- Williams, R. J., Pogge, R. W., & Mathur, S. 2002, *AJ*, 124, 3042
- Yee, H. K. C. 1980, *ApJ*, 241, 894
- Yip, C. W., Connolly, A. J., Szalay, A. S., et al. 2004a, *AJ*, 128, 585
- Yip, C. W., Connolly, A. J., Vanden Berk, D. E., et al. 2004b, *AJ*, 128, 2603
- Yuan, W., Zhou, H. Y., Komossa, S., et al. 2008, *ApJ*, 685, 801
- Zakamska, N. L., Strauss, M. A., Krolik, J. H., et al. 2003, *AJ*, 126, 2125
- Zhou, H., Wang, T., Yuan, W., et al. 2006, *ApJS*, 166, 128

**Table 1.** Coordinates, redshift, luminosity distance, magnitude on B-band, and mean flux density at 5100 Å in the 6dFGS NLS1 sample.

Name	RA	Dec	Redshift	$D_L$	B	Flux(5100Å)
-	(hh:mm:ss)	(dd:mm:ss)	-	(Mpc)	(mag)	( $10^{-17}$ erg s $^{-1}$ cm $^{-2}$ Å $^{-1}$ )
6dFGS gJ000040.3-054101	00:00:40.26	-05:41:0.9	0.0939	430.38	17.765	41.35 ± 16.79
6dFGS gJ001302.3-323830	00:13:2.25	-32:38:29.9	0.2593	1313.9	18.577	30.25 ± 2.75
6dFGS gJ001521.6-150951	00:15:21.63	-15:09:51.0	0.0788	357.38	18.717	15.33 ± 3.98
6dFGS gJ001641.9-312657	00:16:41.86	-31:26:56.9	0.3604	1921.63	18.063	33.69 ± 3.69
6dFGS gJ002121.6-205018	00:21:21.55	-20:50:17.6	0.183	887.91	17.697	35.59 ± 3.2
6dFGS gJ002249.2-103956	00:22:49.16	-10:39:55.8	0.4142	2263.79	18.425	23.21 ± 3.42
6dFGS gJ003000.5-202856	00:30:0.52	-20:28:56.2	0.2889	1486.83	18.652	5.8 ± 1.57
6dFGS gJ003211.0-324205	00:32:10.95	-32:42:5.1	0.3539	1881.14	18.667	18.87 ± 2.22
6dFGS gJ003740.0-542030	00:37:40.00	-54:20:29.9	0.1008	464.43	18.077	25.09 ± 3.4
6dFGS gJ003915.9-511702	00:39:15.85	-51:17:1.5	0.0286	125.22	16.776	286.77 ± 7.73
6dFGS gJ004039.2-371317	00:40:39.17	-37:13:16.8	0.036	158.25	15.969	88.41 ± 6.43
6dFGS gJ004324.9-165557	00:43:24.91	-16:55:57.1	0.3301	1734.66	17.851	55.46 ± 5.44
6dFGS gJ010313.2-480445	01:03:13.19	-48:04:45.1	0.4245	2330.15	18.895	22.4 ± 5.3
6dFGS gJ011442.5-513614	01:14:42.46	-51:36:13.8	0.2049	1007.2	19.146	10.76 ± 1.52
6dFGS gJ011730.6-382630	01:17:30.64	-38:26:29.9	0.2255	1121.13	18.214	30.35 ± 3.09
6dFGS gJ011935.7-282132	01:19:35.69	-28:21:31.5	0.3489	1849.87	18.068	47.88 ± 3.8
6dFGS gJ012237.5-264646	01:22:37.52	-26:46:45.9	0.4174	2284.63	19.184	6.3 ± 1.97
6dFGS gJ013117.1-395631	01:31:17.09	-39:56:30.7	0.4989	2825.63	18.515	21.99 ± 3.06
6dFGS gJ013137.9-294229	01:31:37.88	-29:42:29.2	0.2711	1382.43	19.154	8.76 ± 2.36
6dFGS gJ013335.0-210959	01:33:35.03	-21:09:59.0	0.1296	608.38	17.825	43.72 ± 2.56
6dFGS gJ013546.4-353915	01:35:46.35	-35:39:15.3	0.1373	647.83	17.888	90.71 ± 6.76
6dFGS gJ013809.5-010920	01:38:9.54	-01:09:20.1	0.2731	1393.86	17.88	47.83 ± 3.09
6dFGS gJ014222.3-352541	01:42:22.28	-35:25:41.4	0.094	430.8	17.733	96.6 ± 5.45
6dFGS gJ015251.6-523824	01:52:51.57	-52:38:24.3	0.0766	347.09	17.557	71.85 ± 4.33
6dFGS gJ015930.7-112859	01:59:30.69	-11:28:58.5	0.1609	770.02	18.423	54.78 ± 7.83
6dFGS gJ020039.1-084555	02:00:39.12	-08:45:55.0	0.4324	2381.84	18.531	13.58 ± 4.41
6dFGS gJ020349.0-124717	02:03:49.03	-12:47:16.6	0.0525	233.91	16.536	124.55 ± 7.58
6dFGS gJ021201.5-020154	02:12:1.47	-02:01:53.8	0.4376	2416.19	19.221	4.91 ± 1.87
6dFGS gJ021218.3-073720	02:12:18.34	-07:37:19.8	0.1739	839.16	17.865	28.02 ± 2.66
6dFGS gJ021355.1-055121	02:13:55.14	-05:51:21.2	0.1399	660.85	17.524	32.15 ± 4.88
6dFGS gJ021738.1-300448	02:17:38.10	-30:04:47.7	0.0803	364.65	17.227	31.31 ± 4.14
6dFGS gJ022219.4-533239	02:22:19.44	-53:32:39.1	0.0955	438.06	17.983	47.59 ± 9.3
6dFGS gJ022815.2-405715	02:28:15.23	-40:57:14.7	0.4934	2787.94	17.623	251.38 ± 9.49
6dFGS gJ023005.5-085953	02:30:5.53	-08:59:53.3	0.0161	69.86	14.904	679.75 ± 26.94
6dFGS gJ023927.6-534508	02:39:27.62	-53:45:7.9	0.3124	1627.12	18.795	10.24 ± 2.0
6dFGS gJ023956.2-111813	02:39:56.17	-11:18:12.6	0.2035	999.17	17.994	15.35 ± 1.64
6dFGS gJ025228.4-592243	02:52:28.38	-59:22:43.0	0.209	1029.6	18.185	16.07 ± 1.93
6dFGS gJ030735.3-725003	03:07:35.32	-72:50:2.5	0.0276	120.79	15.359	199.69 ± 5.28
6dFGS gJ031558.9-290126	03:15:58.92	-29:01:26.4	0.3067	1592.73	18.517	46.29 ± 4.21
6dFGS gJ034713.9-132547	03:47:13.90	-13:25:46.9	0.1918	935.29	18.308	25.3 ± 3.62
6dFGS gJ035056.7-102559	03:50:56.74	-10:25:58.8	0.1284	602.09	18.147	37.47 ± 4.4
6dFGS gJ035107.6-052637	03:51:7.60	-05:26:37.0	0.0678	305.19	16.751	72.79 ± 3.85
6dFGS gJ035432.8-134008	03:54:32.84	-13:40:7.8	0.0764	346.13	17.149	149.76 ± 8.39
6dFGS gJ040024.4-250044	04:00:24.40	-25:00:44.3	0.0974	447.78	17.139	70.89 ± 3.11
6dFGS gJ041307.1-005017	04:13:7.09	-00:50:16.6	0.0402	177.35	15.977	145.27 ± 5.65
6dFGS gJ042020.4-355100	04:20:20.40	-35:51:0.3	0.1961	958.7	18.474	34.29 ± 3.53
6dFGS gJ042021.7-053054	04:20:21.74	-05:30:54.4	0.1991	974.91	18.002	41.92 ± 4.23
6dFGS gJ042256.6-185442	04:22:56.56	-18:54:42.3	0.0641	287.89	16.877	104.6 ± 5.46
6dFGS gJ043526.5-164346	04:35:26.50	-16:43:46.0	0.0983	451.75	18.11	56.31 ± 5.26
6dFGS gJ043622.3-102234	04:36:22.30	-10:22:34.1	0.0352	154.62	14.757	627.88 ± 22.81
6dFGS gJ043659.1-301042	04:36:59.14	-30:10:41.9	0.0999	459.64	18.026	38.22 ± 5.35
6dFGS gJ044040.4-411044	04:40:40.35	-41:10:43.7	0.0327	143.58	17.19	276.32 ± 8.53
6dFGS gJ044720.7-050814	04:47:20.73	-05:08:14.0	0.0449	198.92	15.93	348.0 ± 15.53
6dFGS gJ044739.0-040330	04:47:38.97	-04:03:29.8	0.0815	370.46	16.723	296.74 ± 13.02
6dFGS gJ045230.1-295335	04:52:30.08	-29:53:35.2	0.2858	1468.46	17.336	14.22 ± 1.51
6dFGS gJ045557.5-145641	04:55:57.52	-14:56:41.2	0.1368	644.82	17.933	89.33 ± 6.16
6dFGS gJ050744.0-465231	05:07:43.97	-46:52:30.6	0.1207	563.37	18.934	19.08 ± 1.83
6dFGS gJ052210.1-422255	05:22:10.06	-42:22:54.7	0.2608	1322.19	18.744	20.48 ± 2.93
6dFGS gJ052349.5-330551	05:23:49.52	-33:05:50.5	0.2027	994.99	18.676	22.68 ± 2.25
6dFGS gJ053724.5-381759	05:37:24.48	-38:17:58.7	0.3315	1743.12	18.811	12.54 ± 2.48
6dFGS gJ054158.0-373837	05:41:58.03	-37:38:37.1	0.2237	1111.12	18.121	33.49 ± 2.63
6dFGS gJ054914.9-242552	05:49:14.91	-24:25:51.6	0.045	199.42	17.179	149.75 ± 5.89
6dFGS gJ055426.4-345341	05:54:26.42	-34:53:40.6	0.0818	372.09	17.903	90.21 ± 5.57
6dFGS gJ060917.5-560658	06:09:17.48	-56:06:58.4	0.0318	139.53	16.731	104.85 ± 6.89

Table 1. continued.

Name	RA	Dec	Redshift	$D_L$	B	Flux(5100Å)
-	(hh:mm:ss)	(dd:mm:ss)	-	(Mpc)	(mag)	( $10^{-17}$ erg s $^{-1}$ cm $^{-2}$ Å $^{-1}$ )
6dFGS gJ061549.6-582605	06:15:49.59	-58:26:5.1	0.0549	245.05	16.78	72.49 ± 4.44
6dFGS gJ062233.5-231742	06:22:33.53	-23:17:41.7	0.0378	166.49	14.663	250.0 ± 8.04
6dFGS gJ063940.8-512515	06:39:40.77	-51:25:14.5	0.1085	502.06	16.275	66.6 ± 4.75
6dFGS gJ064157.7-431742	06:41:57.71	-43:17:41.8	0.0611	273.97	16.005	85.53 ± 3.72
6dFGS gJ065017.5-380514	06:50:17.46	-38:05:13.5	0.03	131.47	15.591	156.76 ± 6.49
6dFGS gJ065654.3-631536	06:56:54.25	-63:15:35.5	0.0355	156.23	15.84	141.76 ± 6.65
6dFGS gJ070841.5-493306	07:08:41.50	-49:33:6.4	0.0406	179.13	16.496	419.09 ± 12.79
6dFGS gJ071033.0-535752	07:10:32.99	-53:57:52.3	0.0481	213.78	16.476	133.95 ± 6.49
6dFGS gJ082003.1-174151	08:20:3.10	-17:41:50.9	0.0737	333.36	17.381	46.02 ± 3.35
6dFGS gJ084219.1-034931	08:42:19.11	-03:49:31.4	0.3566	1897.69	18.028	48.22 ± 4.8
6dFGS gJ084235.0-704249	08:42:34.99	-70:42:48.5	0.1096	507.67	17.38	45.4 ± 5.34
6dFGS gJ084510.2-073205	08:45:10.24	-07:32:5.3	0.1036	477.96	17.448	57.04 ± 5.97
6dFGS gJ084628.7-121409	08:46:28.67	-12:14:9.3	0.1078	498.71	17.099	43.25 ± 4.47
6dFGS gJ084951.7-235125	08:49:51.67	-23:51:25.3	0.1272	596.16	17.958	65.29 ± 4.35
6dFGS gJ085028.0-031817	08:50:27.96	-03:18:16.7	0.1623	777.36	17.967	89.12 ± 6.44
6dFGS gJ095219.1-013644	09:52:19.08	-01:36:43.5	0.0196	85.19	15.659	586.17 ± 23.05
6dFGS gJ101134.8-452830	10:11:34.82	-45:28:29.8	0.0574	256.34	17.372	33.76 ± 3.57
6dFGS gJ101420.7-041841	10:14:20.69	-04:18:40.5	0.0583	260.8	16.217	303.39 ± 7.56
6dFGS gJ101503.2-165214	10:15:3.20	-16:52:14.0	0.4317	2377.35	17.751	56.34 ± 5.75
6dFGS gJ103214.1-160960	10:32:14.13	-16:09:59.7	0.0529	235.6	15.936	74.59 ± 5.99
6dFGS gJ103257.0-270730	10:32:57.04	-27:07:30.3	0.0711	320.84	16.715	103.67 ± 6.21
6dFGS gJ104203.0-380058	10:42:3.00	-38:00:57.8	0.1169	544.12	17.155	36.2 ± 2.2
6dFGS gJ104208.9-400032	10:42:8.92	-40:00:31.6	0.386	2082.99	18.845	19.34 ± 2.19
6dFGS gJ104448.7-182653	10:44:48.72	-18:26:53.2	0.1132	525.59	17.933	65.9 ± 3.72
6dFGS gJ104833.8-390238	10:48:33.84	-39:02:37.9	0.0447	197.8	16.757	133.92 ± 6.11
6dFGS gJ105719.5-080541	10:57:19.45	-08:05:40.5	0.222	1101.66	18.125	27.63 ± 2.59
6dFGS gJ105727.9-403941	10:57:27.87	-40:39:40.6	0.3981	2160.24	18.006	52.02 ± 4.48
6dFGS gJ114353.8-361518	11:43:53.82	-36:15:18.4	0.1016	468.36	17.442	43.73 ± 5.4
6dFGS gJ114738.9-214508	11:47:38.87	-21:45:7.7	0.2191	1085.52	18.059	35.08 ± 3.38
6dFGS gJ120624.2-243548	12:06:24.23	-24:35:48.1	0.1602	766.41	18.051	39.72 ± 2.75
6dFGS gJ122417.5-181205	12:24:17.45	-18:12:4.9	0.107	494.91	18.049	14.0 ± 1.6
6dFGS gJ122527.2-041857	12:25:27.19	-04:18:57.3	0.1371	646.6	17.397	88.49 ± 4.38
6dFGS gJ123124.9-165350	12:31:24.89	-16:53:49.9	0.1026	473.03	17.122	97.98 ± 6.01
6dFGS gJ123817.2-344028	12:38:17.20	-34:40:28.2	0.0763	345.46	16.367	37.04 ± 2.6
6dFGS gJ125424.8-282632	12:54:24.82	-28:26:31.5	0.0697	314.17	16.349	59.08 ± 4.19
6dFGS gJ125706.4-443520	12:57:6.43	-44:35:20.0	0.0967	443.96	16.731	103.7 ± 5.93
6dFGS gJ125747.9-235044	12:57:47.93	-23:50:44.2	0.1194	556.54	17.366	118.01 ± 8.38
6dFGS gJ132158.2-310426	13:21:58.19	-31:04:25.7	0.0453	200.79	17.573	42.14 ± 6.3
6dFGS gJ132904.6-292556	13:29:4.60	-29:25:56.1	0.3021	1565.08	19.388	16.71 ± 1.78
6dFGS gJ133739.6-090228	13:37:39.59	-09:02:28.1	0.0802	364.42	17.381	24.29 ± 3.06
6dFGS gJ134054.2-352111	13:40:54.24	-35:21:11.0	0.2777	1420.67	18.153	29.79 ± 3.86
6dFGS gJ134524.7-025940	13:45:24.70	-02:59:39.7	0.0853	388.64	17.482	76.14 ± 5.44
6dFGS gJ135129.5-181347	13:51:29.51	-18:13:46.5	0.0122	52.82	15.696	194.4 ± 8.06
6dFGS gJ135439.5-421457	13:54:39.48	-42:14:56.5	0.0762	345.24	16.846	193.89 ± 9.74
6dFGS gJ140722.0-312058	14:07:22.00	-31:20:57.8	0.0747	337.77	17.052	62.45 ± 7.15
6dFGS gJ141048.7-364412	14:10:48.73	-36:44:11.9	0.0626	280.6	16.659	181.51 ± 6.01
6dFGS gJ142350.2-092318	14:23:50.16	-09:23:17.8	0.0682	307.34	17.124	54.0 ± 4.0
6dFGS gJ143438.4-425405	14:34:38.43	-42:54:5.3	0.1147	532.9	17.92	29.47 ± 3.57
6dFGS gJ144718.7-380222	14:47:18.72	-38:02:21.8	0.0638	286.61	16.948	78.35 ± 4.45
6dFGS gJ145712.7-131503	14:57:12.71	-13:15:3.4	0.2543	1284.95	17.724	49.11 ± 5.47
6dFGS gJ150012.8-724840	15:00:12.81	-72:48:40.3	0.1414	668.46	17.945	43.66 ± 3.77
6dFGS gJ151159.8-211902	15:11:59.79	-21:19:1.6	0.0445	196.86	15.333	303.24 ± 13.05
6dFGS gJ151222.5-333334	15:12:22.47	-33:33:34.2	0.0235	102.55	15.152	87.8 ± 4.74
6dFGS gJ151515.2-782012	15:15:15.20	-78:20:12.0	0.2586	1309.83	17.134	71.5 ± 3.62
6dFGS gJ152228.7-064441	15:22:28.72	-06:44:40.9	0.0831	378.25	16.595	144.74 ± 5.6
6dFGS gJ153846.6-102628	15:38:46.56	-10:26:27.9	0.1944	949.76	17.422	86.4 ± 4.77
6dFGS gJ161519.1-093613	16:15:19.08	-09:36:13.3	0.065	291.9	16.545	461.52 ± 20.46
6dFGS gJ161610.8-101406	16:16:10.78	-10:14:6.0	0.0775	351.51	17.059	103.58 ± 8.45
6dFGS gJ162848.4-030408	16:28:48.36	-03:04:7.8	0.0929	425.65	16.881	130.5 ± 13.86
6dFGS gJ163626.8-211835	16:36:26.79	-21:18:34.8	0.0266	116.23	16.591	280.02 ± 27.78
6dFGS gJ163830.9-205525	16:38:30.92	-20:55:24.6	0.0268	117.36	15.053	592.21 ± 26.32
6dFGS gJ164610.4-112404	16:46:10.39	-11:24:4.2	0.074	334.76	15.93	418.84 ± 19.75
6dFGS gJ172916.3-685442	17:29:16.25	-68:54:41.5	0.0483	214.58	16.525	150.4 ± 9.63
6dFGS gJ183450.8-572422	18:34:50.81	-57:24:22.1	0.0547	244.15	16.567	85.69 ± 5.32
6dFGS gJ184942.1-551310	18:49:42.12	-55:13:9.5	0.0502	223.14	16.754	99.67 ± 6.42
6dFGS gJ192631.1-191703	19:26:31.07	-19:17:3.3	0.0835	379.93	16.723	182.14 ± 9.86



**Table 1.** continued.

Name	RA	Dec	Redshift	$D_L$	B	Flux(5100Å)
-	(hh:mm:ss)	(dd:mm:ss)	-	(Mpc)	(mag)	( $10^{-17}$ erg s $^{-1}$ cm $^{-2}$ Å $^{-1}$ )
6dFGS gJ193733.0-061305	19:37:33.01	-06:13:4.8	0.0103	44.49	13.59	1229.53 ± 34.68
6dFGS gJ193819.6-432646	19:38:19.58	-43:26:46.2	0.0791	358.98	16.995	145.23 ± 5.7
6dFGS gJ194335.3-163108	19:43:35.25	-16:31:8.2	0.0462	204.9	15.771	150.49 ± 5.22
6dFGS gJ194909.3-103425	19:49:9.28	-10:34:25.0	0.024	104.76	14.311	1216.09 ± 29.03
6dFGS gJ195705.3-414117	19:57:5.25	-41:41:16.9	0.3737	2005.21	18.335	22.23 ± 3.03
6dFGS gJ200553.0-413442	20:05:53.00	-41:34:42.1	0.0796	361.5	17.774	118.23 ± 5.55
6dFGS gJ202104.4-223518	20:21:4.38	-22:35:18.3	0.1849	897.99	17.26	50.67 ± 3.9
6dFGS gJ202557.4-482226	20:25:57.37	-48:22:26.4	0.0671	301.82	15.579	110.46 ± 6.84
6dFGS gJ203927.2-301852	20:39:27.19	-30:18:52.2	0.0791	358.88	17.573	38.74 ± 3.82
6dFGS gJ204513.1-301027	20:45:13.10	-30:10:26.9	0.1112	515.92	18.105	55.76 ± 6.72
6dFGS gJ205920.7-314735	20:59:20.74	-31:47:34.8	0.0734	331.71	16.42	155.37 ± 6.42
6dFGS gJ205933.0-513601	20:59:33.04	-51:36:0.5	0.3141	1637.32	18.238	13.29 ± 2.24
6dFGS gJ211224.6-412854	21:12:24.60	-41:28:53.8	0.3489	1850.06	18.44	22.06 ± 2.24
6dFGS gJ211524.9-141706	21:15:24.88	-14:17:5.7	0.2707	1379.57	17.836	41.04 ± 4.04
6dFGS gJ213333.4-355848	21:33:33.36	-35:58:48.4	0.3496	1854.58	18.235	15.83 ± 3.16
6dFGS gJ213529.5-623007	21:35:29.50	-62:30:7.2	0.061	273.14	16.629	162.3 ± 5.92
6dFGS gJ213632.0-011626	21:36:32.02	-01:16:26.1	0.2739	1398.35	18.912	14.5 ± 2.34
6dFGS gJ213748.0-111204	21:37:47.95	-11:12:3.6	0.1131	525.01	17.841	17.99 ± 2.25
6dFGS gJ214306.1-295817	21:43:6.10	-29:58:16.8	0.1203	561.22	17.458	103.87 ± 6.72
6dFGS gJ214505.8-692231	21:45:5.75	-69:22:30.9	0.089	406.75	17.804	58.25 ± 8.66
6dFGS gJ215526.7-121032	21:55:26.74	-12:10:31.7	0.086	392.02	18.874	25.99 ± 3.7
6dFGS gJ215723.2-312307	21:57:23.17	-31:23:6.5	0.0851	387.94	17.902	21.2 ± 3.07
6dFGS gJ220755.6-282406	22:07:55.62	-28:24:6.2	0.178	861.19	18.363	15.31 ± 1.18
6dFGS gJ221611.2-394734	22:16:11.23	-39:47:33.7	0.247	1242.77	18.351	29.64 ± 2.45
6dFGS gJ221653.2-445157	22:16:53.21	-44:51:57.0	0.1354	637.63	17.733	95.59 ± 6.56
6dFGS gJ221800.2-395723	22:18:0.19	-39:57:22.7	0.2443	1227.65	18.706	21.71 ± 2.77
6dFGS gJ222903.5-140106	22:29:3.51	-14:01:6.2	0.2358	1179.27	17.715	39.36 ± 3.36
6dFGS gJ224237.7-384516	22:42:37.66	-38:45:16.3	0.2204	1092.8	18.448	13.46 ± 1.88
6dFGS gJ224458.2-182250	22:44:58.19	-18:22:49.5	0.1977	967.42	17.974	29.41 ± 2.93
6dFGS gJ224520.3-465211	22:45:20.30	-46:52:11.4	0.2	980.17	16.991	345.8 ± 11.53
6dFGS gJ225014.1-115201	22:50:14.06	-11:52:0.8	0.1177	548.25	17.917	28.96 ± 2.68
6dFGS gJ225321.6-511802	22:53:21.60	-51:18:2.2	0.1147	533.02	18.841	14.32 ± 3.32
6dFGS gJ231103.4-202221	23:11:3.36	-20:22:20.6	0.1212	565.62	17.643	25.76 ± 5.26
6dFGS gJ234042.0-594132	23:40:42.00	-59:41:32.3	0.3789	2037.65	18.686	10.87 ± 2.58
6dFGS gJ234120.6-592359	23:41:20.64	-59:23:58.6	0.203	996.68	18.761	15.68 ± 2.3
6dFGS gJ234614.6-490952	23:46:14.64	-49:09:51.8	0.2028	995.67	18.181	26.43 ± 2.16
6dFGS gJ235808.5-102843	23:58:8.49	-10:28:42.8	0.1673	803.97	18.176	24.14 ± 2.2

**Notes.** Column 1) Name in the 6dFGS. 2) Right Ascension. 3) Declination. 4) Redshift. 5) Luminosity distance. 6) Magnitude on B-band. 7) Mean flux density at 5100 Å.**Table 2.** FWHM and flux of H $\beta$  and [O III] lines and their flux ratio in the 6dFGS NLS1 sample.

Name	FWHM(H $\beta$ )	FWHM([O III])	Flux(H $\beta$ )	Flux([O III])	Flux ratio [O III]/H $\beta$
-	(km s $^{-1}$ )	(km s $^{-1}$ )	( $10^{-17}$ erg s $^{-1}$ cm $^{-2}$ )	( $10^{-17}$ erg s $^{-1}$ cm $^{-2}$ )	-
6dFGS gJ000040.3-054101	1012.5 ± 93.0	714.9 ± 33.0	1428.91 ± 80.23	1143.99 ± 53.88	0.8 ± 0.06
6dFGS gJ001302.3-323830	2189.9 ± 124.4	586.5 ± 52.9	1671.05 ± 29.84	503.24 ± 18.57	0.3 ± 0.01
6dFGS gJ001521.6-150951	1120.1 ± 85.4	362.5 ± 36.3	1055.21 ± 40.33	435.65 ± 23.56	0.41 ± 0.03
6dFGS gJ001641.9-312657	2237.4 ± 72.5	950.4 ± 212.2	2106.58 ± 31.16	123.75 ± 17.77	0.06 ± 0.01
6dFGS gJ002121.6-205018	1533.2 ± 62.2	909.7 ± 137.3	2192.49 ± 35.24	212.2 ± 22.52	0.1 ± 0.01
6dFGS gJ002249.2-103956	1852.7 ± 71.3	761.1 ± 42.0	1763.16 ± 28.29	912.99 ± 20.65	0.52 ± 0.01
6dFGS gJ003000.5-202856	1172.9 ± 58.7	379.6 ± 50.6	342.54 ± 13.22	159.86 ± 10.4	0.47 ± 0.04
6dFGS gJ003211.0-324205	1124.7 ± 73.5	477.7 ± 17.4	886.78 ± 20.02	376.26 ± 15.64	0.42 ± 0.02
6dFGS gJ003740.0-542030	1558.5 ± 197.3	623.1 ± 59.7	651.08 ± 34.94	520.66 ± 21.84	0.8 ± 0.05
6dFGS gJ003915.9-511702	1275.2 ± 0.0	476.2 ± 0.0	13151.23 ± 86.59	2063.33 ± 58.66	0.16 ± 0.0
6dFGS gJ004039.2-371317	1653.5 ± 101.2	446.0 ± 30.0	2927.62 ± 73.38	2266.46 ± 50.91	0.77 ± 0.03
6dFGS gJ004324.9-165557	1895.5 ± 77.7	736.2 ± 91.3	4715.64 ± 74.52	685.55 ± 54.1	0.15 ± 0.01
6dFGS gJ010313.2-480445	1769.5 ± 132.5	481.1 ± 148.5	1146.12 ± 43.67	90.57 ± 22.7	0.08 ± 0.02
6dFGS gJ011442.5-513614	753.4 ± 39.7	406.4 ± 35.2	834.07 ± 15.62	166.91 ± 8.49	0.2 ± 0.01
6dFGS gJ011730.6-382630	903.7 ± 35.3	558.4 ± 123.0	1836.27 ± 42.93	281.85 ± 27.26	0.15 ± 0.02
6dFGS gJ011935.7-282132	1494.4 ± 96.3	1668.6 ± 295.0	2256.52 ± 33.42	304.93 ± 27.44	0.14 ± 0.01
6dFGS gJ012237.5-264646	1350.0 ± 136.2	1034.9 ± 84.1	281.06 ± 15.02	192.14 ± 9.25	0.68 ± 0.05
6dFGS gJ013117.1-395631	2159.6 ± 68.9	1295.1 ± 111.0	1269.64 ± 22.1	271.82 ± 14.31	0.21 ± 0.01
6dFGS gJ013137.9-294229	1743.8 ± 118.1	615.7 ± 70.9	500.31 ± 21.93	218.91 ± 13.48	0.44 ± 0.03
6dFGS gJ013335.0-210959	624.4 ± 54.1	519.7 ± 0.0	1035.05 ± 28.83	1055.68 ± 21.56	1.02 ± 0.04

Table 2. continued.

Name	FWHM(H $\beta$ ) (km s <sup>-1</sup> )	FWHM([O III]) (km s <sup>-1</sup> )	Flux(H $\beta$ ) (10 <sup>-17</sup> erg s <sup>-1</sup> cm <sup>-2</sup> )	Flux([O III]) (10 <sup>-17</sup> erg s <sup>-1</sup> cm <sup>-2</sup> )	Flux ratio [O III]/H $\beta$ -
6dFGS gJ013546.4-353915	1063.2 ± 46.0	946.3 ± 103.6	5187.55 ± 75.45	519.75 ± 40.28	0.1 ± 0.01
6dFGS gJ013809.5-010920	1902.4 ± 70.7	1308.4 ± 130.7	2830.4 ± 30.16	438.75 ± 25.07	0.16 ± 0.01
6dFGS gJ014222.3-352541	1105.6 ± 42.5	536.7 ± 15.3	3451.87 ± 72.2	1293.14 ± 43.85	0.37 ± 0.01
6dFGS gJ015251.6-523824	1499.5 ± 65.6	455.0 ± 0.0	2230.83 ± 49.32	1303.85 ± 26.95	0.58 ± 0.02
6dFGS gJ015930.7-112859	2071.0 ± 69.6	418.9 ± 36.3	4612.25 ± 93.1	1198.4 ± 61.06	0.26 ± 0.01
6dFGS gJ020039.1-084555	1901.7 ± 241.0	410.3 ± 81.1	628.51 ± 41.47	137.56 ± 21.09	0.22 ± 0.04
6dFGS gJ020349.0-124717	1235.9 ± 83.3	738.5 ± 70.4	2074.37 ± 76.63	678.21 ± 43.38	0.33 ± 0.02
6dFGS gJ021201.5-020154	1965.2 ± 133.9	613.3 ± 66.7	573.81 ± 15.3	150.37 ± 9.39	0.26 ± 0.02
6dFGS gJ021218.3-073720	2404.9 ± 184.0	583.8 ± 80.1	1516.71 ± 38.07	444.34 ± 30.53	0.29 ± 0.02
6dFGS gJ021355.1-055121	1770.4 ± 245.2	601.6 ± 42.2	1163.51 ± 49.09	1120.94 ± 30.14	0.96 ± 0.05
6dFGS gJ021738.1-300448	1585.8 ± 88.2	513.2 ± 55.3	1347.61 ± 33.81	500.23 ± 18.68	0.37 ± 0.02
6dFGS gJ022219.4-533239	1750.5 ± 68.2	626.2 ± 44.2	3381.65 ± 59.58	1277.71 ± 35.68	0.38 ± 0.01
6dFGS gJ022815.2-405715	1720.8 ± 67.4	1299.5 ± 81.7	12057.81 ± 93.54	1272.52 ± 55.88	0.11 ± 0.0
6dFGS gJ023005.5-085953	894.2 ± 0.0	482.4 ± 34.4	44669.93 ± 175.5	3872.29 ± 111.05	0.09 ± 0.0
6dFGS gJ023927.6-534508	1999.2 ± 77.9	373.3 ± 40.6	1231.39 ± 19.27	69.53 ± 10.35	0.06 ± 0.01
6dFGS gJ023956.2-111813	2096.6 ± 194.5	570.0 ± 70.3	955.39 ± 22.76	157.29 ± 16.92	0.16 ± 0.02
6dFGS gJ025228.4-592243	918.3 ± 70.7	567.4 ± 25.4	713.67 ± 21.04	320.71 ± 11.51	0.45 ± 0.02
6dFGS gJ030735.3-725003	2258.6 ± 286.5	381.4 ± 39.5	5052.64 ± 99.51	1157.73 ± 52.21	0.23 ± 0.01
6dFGS gJ031558.9-290126	1464.6 ± 51.6	523.9 ± 60.1	3228.77 ± 46.07	422.91 ± 36.75	0.13 ± 0.01
6dFGS gJ034713.9-132547	2268.5 ± 80.1	734.2 ± 41.6	1963.12 ± 32.73	547.91 ± 20.7	0.28 ± 0.01
6dFGS gJ035056.7-102559	1420.4 ± 97.8	1379.1 ± 127.8	2137.87 ± 60.42	629.53 ± 41.93	0.29 ± 0.02
6dFGS gJ035107.6-052637	1228.3 ± 52.3	642.2 ± 50.9	1940.85 ± 43.76	590.15 ± 27.52	0.3 ± 0.02
6dFGS gJ035432.8-134008	2140.4 ± 71.3	632.5 ± 57.5	3702.18 ± 69.13	777.66 ± 41.29	0.21 ± 0.01
6dFGS gJ040024.4-250044	1094.7 ± 109.8	1240.0 ± 260.5	1145.56 ± 40.43	289.75 ± 34.12	0.25 ± 0.03
6dFGS gJ041307.1-005017	2133.2 ± 634.7	470.7 ± 41.3	2351.74 ± 93.51	1023.88 ± 59.15	0.44 ± 0.03
6dFGS gJ042020.4-355100	1769.2 ± 99.6	899.8 ± 311.7	2128.37 ± 42.87	128.13 ± 27.0	0.06 ± 0.01
6dFGS gJ042021.7-053054	673.4 ± 35.5	408.6 ± 40.0	1857.92 ± 44.72	350.89 ± 31.39	0.19 ± 0.02
6dFGS gJ042256.6-185442	1223.3 ± 157.0	730.9 ± 64.8	1881.12 ± 66.8	2555.7 ± 48.98	1.36 ± 0.05
6dFGS gJ043526.5-164346	2204.6 ± 80.6	446.0 ± 27.9	3654.91 ± 47.57	1124.34 ± 25.7	0.31 ± 0.01
6dFGS gJ043622.3-102234	2144.4 ± 47.5	851.8 ± 0.0	40238.4 ± 233.95	27610.53 ± 144.74	0.69 ± 0.01
6dFGS gJ043659.1-301042	1373.8 ± 169.9	622.5 ± 64.4	533.68 ± 48.01	487.06 ± 32.69	0.91 ± 0.1
6dFGS gJ044040.4-411044	873.6 ± 48.6	471.2 ± 0.0	9375.99 ± 104.32	5905.82 ± 88.69	0.63 ± 0.01
6dFGS gJ044720.7-050814	772.5 ± 57.4	562.5 ± 13.1	11500.86 ± 241.52	3862.63 ± 157.28	0.34 ± 0.02
6dFGS gJ044739.0-040330	1212.2 ± 105.2	543.2 ± 98.4	7368.81 ± 218.55	715.85 ± 116.32	0.1 ± 0.02
6dFGS gJ045230.1-295335	1168.0 ± 125.3	680.4 ± 33.3	562.19 ± 13.53	288.52 ± 7.95	0.51 ± 0.02
6dFGS gJ045557.5-145641	2039.8 ± 69.7	861.1 ± 45.1	4740.1 ± 51.52	944.02 ± 36.41	0.2 ± 0.01
6dFGS gJ050744.0-465231	899.8 ± 49.0	611.6 ± 35.6	625.55 ± 16.94	860.5 ± 11.69	1.38 ± 0.04
6dFGS gJ052210.1-422255	1039.4 ± 83.3	543.4 ± 63.3	657.98 ± 32.0	444.06 ± 24.03	0.67 ± 0.05
6dFGS gJ052349.5-330551	1424.4 ± 67.3	569.5 ± 46.9	1932.02 ± 25.67	456.86 ± 17.42	0.24 ± 0.01
6dFGS gJ053724.5-381759	1589.7 ± 125.9	441.0 ± 61.0	1018.4 ± 26.16	358.3 ± 18.91	0.35 ± 0.02
6dFGS gJ054158.0-373837	1152.2 ± 46.7	719.2 ± 53.1	1558.73 ± 23.84	392.2 ± 19.79	0.25 ± 0.01
6dFGS gJ054914.9-242552	1446.9 ± 124.8	561.9 ± 23.9	2967.37 ± 104.33	3232.01 ± 64.35	1.09 ± 0.04
6dFGS gJ055426.4-345341	1211.0 ± 50.5	452.2 ± 12.7	3428.2 ± 73.14	1105.67 ± 38.0	0.32 ± 0.01
6dFGS gJ060917.5-560658	684.5 ± 48.9	474.7 ± 20.7	4616.59 ± 87.36	4033.98 ± 54.23	0.87 ± 0.02
6dFGS gJ061549.6-582605	1242.3 ± 69.1	463.9 ± 49.7	2337.32 ± 41.22	423.21 ± 29.31	0.18 ± 0.01
6dFGS gJ062233.5-231742	1067.7 ± 69.1	565.5 ± 40.8	5941.16 ± 102.68	1910.81 ± 68.13	0.32 ± 0.01
6dFGS gJ063940.8-512515	1820.9 ± 108.0	795.6 ± 50.7	3488.25 ± 39.2	1624.59 ± 26.58	0.47 ± 0.01
6dFGS gJ064157.7-431742	761.3 ± 78.9	462.0 ± 0.0	2133.57 ± 37.4	974.92 ± 28.88	0.46 ± 0.02
6dFGS gJ065017.5-380514	1653.6 ± 54.3	377.8 ± 45.3	4979.88 ± 68.42	848.82 ± 46.39	0.17 ± 0.01
6dFGS gJ065654.3-631536	1949.5 ± 103.6	757.1 ± 92.1	2665.89 ± 67.48	883.7 ± 46.06	0.33 ± 0.02
6dFGS gJ070841.5-493306	969.6 ± 0.0	1035.6 ± 120.8	12451.54 ± 152.94	1270.95 ± 110.91	0.1 ± 0.01
6dFGS gJ071033.0-535752	2305.4 ± 134.8	746.1 ± 51.6	3865.88 ± 96.86	4161.1 ± 80.35	1.08 ± 0.03
6dFGS gJ082003.1-174151	1400.1 ± 89.9	453.2 ± 61.0	1413.22 ± 37.65	310.51 ± 19.57	0.22 ± 0.02
6dFGS gJ084219.1-034931	1484.8 ± 58.1	576.7 ± 0.0	3896.91 ± 52.49	2269.55 ± 33.23	0.58 ± 0.01
6dFGS gJ084235.0-704249	2183.0 ± 294.9	618.2 ± 68.5	1227.42 ± 59.94	561.56 ± 36.16	0.46 ± 0.04
6dFGS gJ084510.2-073205	2008.9 ± 141.9	443.3 ± 55.9	2575.61 ± 40.83	720.96 ± 34.54	0.28 ± 0.01
6dFGS gJ084628.7-121409	904.2 ± 48.6	526.8 ± 0.0	1726.71 ± 39.2	2227.03 ± 29.38	1.29 ± 0.03
6dFGS gJ084951.7-235125	1066.3 ± 46.8	776.5 ± 29.6	3882.67 ± 45.79	1624.23 ± 31.19	0.42 ± 0.01
6dFGS gJ085028.0-031817	2254.0 ± 72.2	757.6 ± 23.3	7390.12 ± 87.95	3385.72 ± 58.3	0.46 ± 0.01
6dFGS gJ095219.1-013644	691.1 ± 43.3	671.0 ± 46.0	42605.1 ± 236.43	55271.96 ± 177.38	1.3 ± 0.01
6dFGS gJ101134.8-452830	1907.3 ± 137.6	555.6 ± 28.3	1008.35 ± 43.41	630.02 ± 26.3	0.62 ± 0.04
6dFGS gJ101420.7-041841	1704.2 ± 87.2	551.6 ± 38.2	11550.44 ± 179.5	3107.02 ± 93.69	0.27 ± 0.01
6dFGS gJ101503.2-165214	2168.6 ± 84.5	1222.6 ± 67.6	4675.71 ± 48.52	865.04 ± 28.03	0.19 ± 0.01
6dFGS gJ103214.1-160960	1045.8 ± 149.0	461.5 ± 42.7	1448.84 ± 93.05	894.26 ± 52.98	0.62 ± 0.05
6dFGS gJ103257.0-270730	1242.8 ± 69.9	603.4 ± 8.6	3916.27 ± 61.92	3216.93 ± 40.38	0.82 ± 0.02
6dFGS gJ104203.0-380058	1022.1 ± 50.3	661.6 ± 45.7	2566.56 ± 27.58	658.1 ± 16.89	0.26 ± 0.01

Table 2. continued.

Name	FWHM(H $\beta$ ) (km s $^{-1}$ )	FWHM([O III]) (km s $^{-1}$ )	Flux(H $\beta$ ) (10 $^{-17}$ erg s $^{-1}$ cm $^{-2}$ )	Flux([O III]) (10 $^{-17}$ erg s $^{-1}$ cm $^{-2}$ )	Flux ratio [O III]/H $\beta$
-	-	-	-	-	-
6dFGS gJ104208.9-400032	1662.3 $\pm$ 117.8	491.2 $\pm$ 47.2	1184.9 $\pm$ 22.76	419.9 $\pm$ 19.46	0.35 $\pm$ 0.02
6dFGS gJ104448.7-182653	1079.8 $\pm$ 32.1	436.8 $\pm$ 0.0	3960.84 $\pm$ 42.88	2028.83 $\pm$ 31.46	0.51 $\pm$ 0.01
6dFGS gJ104833.8-390238	1822.7 $\pm$ 49.7	442.4 $\pm$ 0.0	8707.91 $\pm$ 97.01	4763.48 $\pm$ 64.82	0.55 $\pm$ 0.01
6dFGS gJ105719.5-080541	1734.4 $\pm$ 182.7	561.3 $\pm$ 22.6	906.59 $\pm$ 32.7	470.79 $\pm$ 19.82	0.52 $\pm$ 0.03
6dFGS gJ105727.9-403941	1633.1 $\pm$ 52.0	660.7 $\pm$ 56.5	2998.11 $\pm$ 40.71	292.64 $\pm$ 20.59	0.1 $\pm$ 0.01
6dFGS gJ114353.8-361518	1900.1 $\pm$ 115.9	670.9 $\pm$ 96.7	1533.17 $\pm$ 47.79	282.63 $\pm$ 30.74	0.18 $\pm$ 0.02
6dFGS gJ114738.9-214508	1314.4 $\pm$ 71.0	1116.7 $\pm$ 63.5	1347.79 $\pm$ 30.71	573.57 $\pm$ 20.14	0.43 $\pm$ 0.02
6dFGS gJ120624.2-243548	1466.9 $\pm$ 73.1	670.3 $\pm$ 49.0	2047.74 $\pm$ 27.6	613.34 $\pm$ 19.03	0.3 $\pm$ 0.01
6dFGS gJ122417.5-181205	2262.8 $\pm$ 195.4	527.3 $\pm$ 79.2	484.54 $\pm$ 22.03	89.0 $\pm$ 13.07	0.18 $\pm$ 0.03
6dFGS gJ122527.2-041857	1151.9 $\pm$ 8.8	1032.4 $\pm$ 39.8	6558.02 $\pm$ 42.58	1596.03 $\pm$ 32.98	0.24 $\pm$ 0.01
6dFGS gJ123124.9-165350	1738.4 $\pm$ 63.2	533.0 $\pm$ 45.4	6925.55 $\pm$ 85.71	1619.67 $\pm$ 55.26	0.23 $\pm$ 0.01
6dFGS gJ123817.2-344028	930.6 $\pm$ 166.7	451.8 $\pm$ 67.2	379.68 $\pm$ 25.09	171.25 $\pm$ 16.33	0.45 $\pm$ 0.05
6dFGS gJ125424.8-282632	1695.6 $\pm$ 70.6	548.8 $\pm$ 0.0	3828.44 $\pm$ 39.63	1582.87 $\pm$ 25.91	0.41 $\pm$ 0.01
6dFGS gJ125706.4-443520	734.9 $\pm$ 74.2	802.7 $\pm$ 62.2	1754.71 $\pm$ 44.3	601.06 $\pm$ 31.18	0.34 $\pm$ 0.02
6dFGS gJ125747.9-235044	2071.6 $\pm$ 79.4	612.2 $\pm$ 40.1	9683.5 $\pm$ 80.95	5965.45 $\pm$ 54.32	0.62 $\pm$ 0.01
6dFGS gJ132158.2-310426	2119.9 $\pm$ 166.5	935.6 $\pm$ 123.5	2048.8 $\pm$ 64.69	782.66 $\pm$ 46.06	0.38 $\pm$ 0.03
6dFGS gJ132904.6-292556	1780.4 $\pm$ 44.8	751.6 $\pm$ 45.1	1674.22 $\pm$ 14.63	804.12 $\pm$ 10.54	0.48 $\pm$ 0.01
6dFGS gJ133739.6-090228	746.7 $\pm$ 66.5	362.5 $\pm$ 45.6	710.73 $\pm$ 32.57	182.01 $\pm$ 17.03	0.26 $\pm$ 0.03
6dFGS gJ134054.2-352111	1813.8 $\pm$ 66.3	689.1 $\pm$ 58.4	3011.46 $\pm$ 45.55	589.24 $\pm$ 26.93	0.2 $\pm$ 0.01
6dFGS gJ134524.7-025940	1020.6 $\pm$ 52.2	450.4 $\pm$ 32.9	2789.83 $\pm$ 57.79	1402.49 $\pm$ 30.99	0.5 $\pm$ 0.02
6dFGS gJ135129.5-181347	895.2 $\pm$ 24.4	386.3 $\pm$ 0.0	6144.27 $\pm$ 112.09	2736.41 $\pm$ 95.71	0.45 $\pm$ 0.02
6dFGS gJ135439.5-421457	1685.3 $\pm$ 45.9	363.6 $\pm$ 23.2	18089.01 $\pm$ 122.71	6346.19 $\pm$ 74.25	0.35 $\pm$ 0.0
6dFGS gJ140722.0-312058	886.0 $\pm$ 113.0	602.2 $\pm$ 62.3	1955.55 $\pm$ 81.24	830.0 $\pm$ 49.7	0.42 $\pm$ 0.03
6dFGS gJ141048.7-364412	1413.0 $\pm$ 64.6	548.8 $\pm$ 12.8	6635.38 $\pm$ 80.47	2598.59 $\pm$ 51.44	0.39 $\pm$ 0.01
6dFGS gJ142350.2-092318	1322.8 $\pm$ 157.5	458.7 $\pm$ 25.9	2043.07 $\pm$ 63.62	1013.35 $\pm$ 33.11	0.5 $\pm$ 0.02
6dFGS gJ143438.4-425405	1085.1 $\pm$ 70.8	790.2 $\pm$ 0.0	1841.03 $\pm$ 49.54	1929.53 $\pm$ 35.57	1.05 $\pm$ 0.03
6dFGS gJ144718.7-380222	1882.0 $\pm$ 69.5	548.2 $\pm$ 0.0	4193.37 $\pm$ 53.98	2299.31 $\pm$ 30.54	0.55 $\pm$ 0.01
6dFGS gJ145712.7-131503	1365.1 $\pm$ 109.8	545.7 $\pm$ 248.8	2581.56 $\pm$ 63.41	150.12 $\pm$ 31.8	0.06 $\pm$ 0.01
6dFGS gJ150012.8-724840	1503.4 $\pm$ 84.7	601.1 $\pm$ 112.9	2793.59 $\pm$ 36.49	269.9 $\pm$ 22.69	0.1 $\pm$ 0.01
6dFGS gJ151159.8-211902	1061.0 $\pm$ 80.1	468.3 $\pm$ 0.0	17158.49 $\pm$ 134.2	18599.7 $\pm$ 87.02	1.08 $\pm$ 0.01
6dFGS gJ151222.5-333334	1673.4 $\pm$ 88.6	992.9 $\pm$ 63.4	2925.65 $\pm$ 69.87	1749.77 $\pm$ 42.69	0.6 $\pm$ 0.02
6dFGS gJ151515.2-782012	1603.2 $\pm$ 48.1	467.0 $\pm$ 7.7	6132.02 $\pm$ 44.45	3716.8 $\pm$ 33.74	0.61 $\pm$ 0.01
6dFGS gJ152228.7-064441	1116.7 $\pm$ 20.3	813.2 $\pm$ 15.4	10016.59 $\pm$ 69.5	2730.89 $\pm$ 47.4	0.27 $\pm$ 0.01
6dFGS gJ153846.6-102628	1434.8 $\pm$ 55.0	491.7 $\pm$ 44.7	3330.42 $\pm$ 39.42	662.8 $\pm$ 27.15	0.2 $\pm$ 0.01
6dFGS gJ161519.1-093613	1514.9 $\pm$ 61.9	459.6 $\pm$ 0.0	37935.63 $\pm$ 257.69	21406.16 $\pm$ 186.36	0.56 $\pm$ 0.01
6dFGS gJ161610.8-101406	2045.3 $\pm$ 115.0	451.3 $\pm$ 44.4	3700.27 $\pm$ 89.35	1035.62 $\pm$ 50.99	0.28 $\pm$ 0.02
6dFGS gJ162848.4-030408	1567.8 $\pm$ 54.6	447.7 $\pm$ 45.8	9771.04 $\pm$ 103.64	1298.0 $\pm$ 64.58	0.13 $\pm$ 0.01
6dFGS gJ163626.8-211835	1571.2 $\pm$ 104.8	762.8 $\pm$ 45.0	17033.57 $\pm$ 391.3	9262.67 $\pm$ 274.88	0.54 $\pm$ 0.02
6dFGS gJ163830.9-205525	1471.4 $\pm$ 36.4	666.7 $\pm$ 38.8	49508.88 $\pm$ 563.89	21256.9 $\pm$ 385.12	0.43 $\pm$ 0.01
6dFGS gJ164610.4-112404	1408.7 $\pm$ 77.4	1094.2 $\pm$ 41.8	11104.11 $\pm$ 229.24	12463.73 $\pm$ 149.09	1.12 $\pm$ 0.03
6dFGS gJ172916.3-685442	2211.6 $\pm$ 369.4	466.8 $\pm$ 51.8	5792.05 $\pm$ 176.5	1887.08 $\pm$ 126.39	0.33 $\pm$ 0.02
6dFGS gJ183450.8-572422	1527.4 $\pm$ 165.0	370.8 $\pm$ 59.8	1147.02 $\pm$ 57.33	350.88 $\pm$ 31.38	0.31 $\pm$ 0.03
6dFGS gJ184942.1-551310	2098.0 $\pm$ 54.6	370.4 $\pm$ 26.1	4799.39 $\pm$ 69.03	300.58 $\pm$ 36.93	0.06 $\pm$ 0.01
6dFGS gJ192631.1-191703	1766.4 $\pm$ 160.9	541.6 $\pm$ 47.9	3807.59 $\pm$ 74.21	927.21 $\pm$ 42.19	0.24 $\pm$ 0.01
6dFGS gJ193733.0-061305	798.3 $\pm$ 36.4	484.4 $\pm$ 0.0	58814.44 $\pm$ 512.04	67554.88 $\pm$ 360.92	1.15 $\pm$ 0.01
6dFGS gJ193819.6-432646	1773.5 $\pm$ 32.3	634.4 $\pm$ 24.6	10272.83 $\pm$ 57.11	1837.66 $\pm$ 36.47	0.18 $\pm$ 0.0
6dFGS gJ194335.3-163108	867.2 $\pm$ 47.2	374.2 $\pm$ 47.0	7916.24 $\pm$ 49.94	1393.39 $\pm$ 31.53	0.18 $\pm$ 0.0
6dFGS gJ194909.3-103425	2068.7 $\pm$ 135.5	765.2 $\pm$ 56.6	23323.21 $\pm$ 400.82	5792.11 $\pm$ 209.67	0.25 $\pm$ 0.01
6dFGS gJ195705.3-414117	1685.9 $\pm$ 60.0	996.4 $\pm$ 93.1	2137.95 $\pm$ 28.14	484.34 $\pm$ 21.33	0.23 $\pm$ 0.01
6dFGS gJ200553.0-413442	1940.0 $\pm$ 53.0	428.1 $\pm$ 0.0	9028.26 $\pm$ 66.41	3506.04 $\pm$ 31.83	0.39 $\pm$ 0.0
6dFGS gJ202104.4-223518	595.1 $\pm$ 54.5	825.5 $\pm$ 0.0	1511.16 $\pm$ 34.05	4997.54 $\pm$ 25.04	3.31 $\pm$ 0.08
6dFGS gJ202557.4-482226	1986.3 $\pm$ 68.7	551.0 $\pm$ 0.0	6603.67 $\pm$ 58.45	2879.57 $\pm$ 38.78	0.44 $\pm$ 0.01
6dFGS gJ203927.2-301852	1120.1 $\pm$ 61.2	543.8 $\pm$ 39.7	1910.46 $\pm$ 49.02	811.07 $\pm$ 31.18	0.42 $\pm$ 0.02
6dFGS gJ204513.1-301027	1627.4 $\pm$ 120.7	582.1 $\pm$ 60.8	2698.68 $\pm$ 85.0	670.78 $\pm$ 35.17	0.25 $\pm$ 0.02
6dFGS gJ205920.7-314735	708.8 $\pm$ 0.0	516.2 $\pm$ 0.0	5563.13 $\pm$ 80.59	6198.95 $\pm$ 46.15	1.11 $\pm$ 0.02
6dFGS gJ205933.0-513601	1995.9 $\pm$ 136.0	969.0 $\pm$ 74.1	840.39 $\pm$ 22.92	272.14 $\pm$ 16.48	0.32 $\pm$ 0.02
6dFGS gJ211224.6-412854	1693.4 $\pm$ 209.1	1096.1 $\pm$ 268.5	962.27 $\pm$ 25.7	143.29 $\pm$ 17.86	0.15 $\pm$ 0.02
6dFGS gJ211524.9-141706	1426.8 $\pm$ 79.6	1539.2 $\pm$ 151.2	2324.36 $\pm$ 49.21	444.01 $\pm$ 31.17	0.19 $\pm$ 0.01
6dFGS gJ213333.4-355848	1762.6 $\pm$ 87.1	2396.0 $\pm$ 151.1	1202.56 $\pm$ 23.09	221.11 $\pm$ 18.02	0.18 $\pm$ 0.02
6dFGS gJ213529.5-623007	1140.8 $\pm$ 71.8	553.8 $\pm$ 16.0	5109.97 $\pm$ 66.76	1304.4 $\pm$ 50.5	0.26 $\pm$ 0.01
6dFGS gJ213632.0-011626	1742.3 $\pm$ 80.4	461.4 $\pm$ 57.6	1227.53 $\pm$ 26.71	264.72 $\pm$ 20.15	0.22 $\pm$ 0.02
6dFGS gJ213748.0-111204	1176.6 $\pm$ 56.8	351.5 $\pm$ 12.3	1496.0 $\pm$ 33.91	474.77 $\pm$ 23.09	0.32 $\pm$ 0.02
6dFGS gJ214306.1-295817	1698.9 $\pm$ 75.3	577.3 $\pm$ 237.3	4804.26 $\pm$ 60.86	388.18 $\pm$ 53.43	0.08 $\pm$ 0.01
6dFGS gJ214505.8-692231	1019.6 $\pm$ 64.9	540.0 $\pm$ 67.4	3100.44 $\pm$ 76.64	1083.49 $\pm$ 51.02	0.35 $\pm$ 0.02
6dFGS gJ215526.7-121032	1671.7 $\pm$ 99.8	450.9 $\pm$ 51.6	1369.52 $\pm$ 40.31	278.85 $\pm$ 19.71	0.2 $\pm$ 0.02
6dFGS gJ215723.2-312307	1139.8 $\pm$ 66.1	425.7 $\pm$ 12.0	1525.14 $\pm$ 30.72	401.33 $\pm$ 18.71	0.26 $\pm$ 0.01

Table 2. continued.

Name	FWHM(H $\beta$ ) (km s <sup>-1</sup> )	FWHM([O III]) (km s <sup>-1</sup> )	Flux(H $\beta$ ) (10 <sup>-17</sup> erg s <sup>-1</sup> cm <sup>-2</sup> )	Flux([O III]) (10 <sup>-17</sup> erg s <sup>-1</sup> cm <sup>-2</sup> )	Flux ratio [O III]/H $\beta$
-	-	-	-	-	-
6dFGS gJ220755.6-282406	2137.3 $\pm$ 118.0	415.0 $\pm$ 49.9	1033.67 $\pm$ 20.01	159.99 $\pm$ 10.03	0.15 $\pm$ 0.01
6dFGS gJ221611.2-394734	1754.0 $\pm$ 107.1	1332.8 $\pm$ 668.0	1644.38 $\pm$ 25.93	47.86 $\pm$ 16.21	0.03 $\pm$ 0.01
6dFGS gJ221653.2-445157	1777.2 $\pm$ 38.2	776.5 $\pm$ 50.3	5745.1 $\pm$ 45.9	1435.62 $\pm$ 30.79	0.25 $\pm$ 0.01
6dFGS gJ221800.2-395723	1681.9 $\pm$ 112.2	1187.6 $\pm$ 114.8	1383.84 $\pm$ 27.87	344.03 $\pm$ 18.64	0.25 $\pm$ 0.01
6dFGS gJ222903.5-140106	2042.9 $\pm$ 76.9	476.1 $\pm$ 15.5	2350.66 $\pm$ 26.18	684.14 $\pm$ 19.1	0.29 $\pm$ 0.01
6dFGS gJ224237.7-384516	1569.2 $\pm$ 48.7	721.7 $\pm$ 50.0	1393.21 $\pm$ 16.24	401.95 $\pm$ 10.37	0.29 $\pm$ 0.01
6dFGS gJ224458.2-182250	1850.1 $\pm$ 138.9	408.2 $\pm$ 11.4	1777.97 $\pm$ 36.62	1114.15 $\pm$ 25.07	0.63 $\pm$ 0.02
6dFGS gJ224520.3-465211	2266.4 $\pm$ 53.9	978.0 $\pm$ 13.9	27117.95 $\pm$ 124.47	12304.27 $\pm$ 112.9	0.45 $\pm$ 0.0
6dFGS gJ225014.1-115201	1165.2 $\pm$ 89.0	435.1 $\pm$ 14.8	2054.24 $\pm$ 53.68	735.97 $\pm$ 34.25	0.36 $\pm$ 0.02
6dFGS gJ225321.6-511802	1900.7 $\pm$ 113.3	527.3 $\pm$ 101.0	1324.76 $\pm$ 37.1	158.39 $\pm$ 18.47	0.12 $\pm$ 0.01
6dFGS gJ231103.4-202221	1528.2 $\pm$ 167.2	785.6 $\pm$ 91.0	1270.4 $\pm$ 46.19	354.37 $\pm$ 30.41	0.28 $\pm$ 0.03
6dFGS gJ234042.0-594132	1535.7 $\pm$ 73.1	923.0 $\pm$ 71.7	1296.06 $\pm$ 23.59	584.62 $\pm$ 16.01	0.45 $\pm$ 0.01
6dFGS gJ234120.6-592359	1593.4 $\pm$ 106.4	570.0 $\pm$ 56.5	745.86 $\pm$ 25.59	402.31 $\pm$ 20.08	0.54 $\pm$ 0.03
6dFGS gJ234614.6-490952	2178.5 $\pm$ 127.0	488.1 $\pm$ 8.1	1551.47 $\pm$ 24.87	819.61 $\pm$ 14.77	0.53 $\pm$ 0.01
6dFGS gJ235808.5-102843	1469.7 $\pm$ 113.1	503.6 $\pm$ 26.3	932.08 $\pm$ 27.44	496.59 $\pm$ 19.85	0.53 $\pm$ 0.03

**Notes.** Column 1) Name in the 6dFGS. 2) FWHM of H $\beta$  line fitted with three Gaussians. 3) FWHM of [O III] line fitted with two Gaussians. 4) Flux of H $\beta$  line. 5) Flux of [O III] line. 6) Flux ratio of [O III] / H $\beta$ .

**Table 4.** Luminosity at 5100 Å, luminosities of H $\beta$  and [O III] lines, mass of central black hole, and Eddington ratio in the 6dFGS NLS1 sample.

Name	L(5100Å) (10 <sup>43</sup> erg s <sup>-1</sup> )	L(H $\beta$ ) (10 <sup>40</sup> erg s <sup>-1</sup> )	L([O III]) (10 <sup>40</sup> erg s <sup>-1</sup> )	$M_{BH}$ (10 <sup>6</sup> M <sub>⊙</sub> )	$\epsilon_{Edd}$
-	-	-	-	-	-
6dFGS gJ000040.3-054101	2.34 $\pm$ 0.86	31.67 $\pm$ 1.78	25.35 $\pm$ 1.19	2.3 $\pm$ 0.73	0.71 $\pm$ 0.34
6dFGS gJ001302.3-323830	21.81 $\pm$ 2.77	345.16 $\pm$ 6.16	103.95 $\pm$ 3.84	15.08 $\pm$ 3.86	1.0 $\pm$ 0.29
6dFGS gJ001521.6-150951	1.14 $\pm$ 0.31	16.13 $\pm$ 0.62	6.66 $\pm$ 0.36	3.37 $\pm$ 0.99	0.23 $\pm$ 0.09
6dFGS gJ001641.9-312657	41.47 $\pm$ 8.2	930.74 $\pm$ 13.77	54.68 $\pm$ 7.85	18.21 $\pm$ 4.95	1.58 $\pm$ 0.53
6dFGS gJ002121.6-205018	13.75 $\pm$ 1.53	206.82 $\pm$ 3.32	20.02 $\pm$ 2.12	8.85 $\pm$ 2.24	1.08 $\pm$ 0.3
6dFGS gJ002249.2-103956	43.18 $\pm$ 10.6	1081.12 $\pm$ 17.35	559.82 $\pm$ 12.66	17.08 $\pm$ 4.83	1.75 $\pm$ 0.66
6dFGS gJ003000.5-202856	3.65 $\pm$ 2.02	90.6 $\pm$ 3.5	42.28 $\pm$ 2.75	10.22 $\pm$ 3.94	0.25 $\pm$ 0.17
6dFGS gJ003211.0-324205	17.37 $\pm$ 4.53	375.46 $\pm$ 8.48	159.31 $\pm$ 6.62	12.52 $\pm$ 3.54	0.96 $\pm$ 0.37
6dFGS gJ003740.0-542030	1.71 $\pm$ 0.43	16.8 $\pm$ 0.9	13.44 $\pm$ 0.56	5.28 $\pm$ 1.51	0.22 $\pm$ 0.09
6dFGS gJ003915.9-511702	2.74 $\pm$ 0.07	24.67 $\pm$ 0.16	3.87 $\pm$ 0.11	2.23 $\pm$ 0.56	0.85 $\pm$ 0.21
6dFGS gJ004039.2-371317	0.7 $\pm$ 0.1	8.77 $\pm$ 0.22	6.79 $\pm$ 0.15	1.51 $\pm$ 0.41	0.32 $\pm$ 0.1
6dFGS gJ004324.9-165557	53.39 $\pm$ 10.06	1697.78 $\pm$ 26.83	246.82 $\pm$ 19.48	15.68 $\pm$ 4.26	2.36 $\pm$ 0.78
6dFGS gJ010313.2-480445	28.7 $\pm$ 13.42	744.58 $\pm$ 28.37	58.84 $\pm$ 14.75	6.68 $\pm$ 2.35	2.97 $\pm$ 1.74
6dFGS gJ011442.5-513614	4.12 $\pm$ 0.94	101.24 $\pm$ 1.9	20.26 $\pm$ 1.03	3.53 $\pm$ 0.97	0.81 $\pm$ 0.29
6dFGS gJ011730.6-382630	14.63 $\pm$ 2.38	276.16 $\pm$ 6.46	42.39 $\pm$ 4.1	11.69 $\pm$ 3.05	0.87 $\pm$ 0.27
6dFGS gJ011935.7-282132	64.34 $\pm$ 7.73	923.92 $\pm$ 13.68	124.85 $\pm$ 11.24	25.26 $\pm$ 6.62	1.76 $\pm$ 0.51
6dFGS gJ012237.5-264646	10.13 $\pm$ 5.54	175.53 $\pm$ 9.38	119.99 $\pm$ 5.78	3.87 $\pm$ 1.47	1.81 $\pm$ 1.21
6dFGS gJ013117.1-395631	109.78 $\pm$ 14.54	1212.9 $\pm$ 21.11	259.67 $\pm$ 13.67	78.21 $\pm$ 21.03	0.97 $\pm$ 0.29
6dFGS gJ013137.9-294229	4.74 $\pm$ 2.43	114.4 $\pm$ 5.01	50.06 $\pm$ 3.08	13.62 $\pm$ 5.02	0.24 $\pm$ 0.15
6dFGS gJ013335.0-210959	5.5 $\pm$ 0.58	45.84 $\pm$ 1.28	46.75 $\pm$ 0.95	3.54 $\pm$ 0.9	1.08 $\pm$ 0.29
6dFGS gJ013546.4-353915	10.56 $\pm$ 1.8	260.49 $\pm$ 3.79	26.1 $\pm$ 2.02	5.75 $\pm$ 1.51	1.27 $\pm$ 0.4
6dFGS gJ013809.5-010920	32.5 $\pm$ 3.83	657.96 $\pm$ 7.01	101.99 $\pm$ 5.83	19.51 $\pm$ 5.01	1.15 $\pm$ 0.33
6dFGS gJ014222.3-352541	7.0 $\pm$ 0.61	76.65 $\pm$ 1.6	28.71 $\pm$ 0.97	4.3 $\pm$ 1.08	1.13 $\pm$ 0.3
6dFGS gJ015251.6-523824	3.23 $\pm$ 0.32	32.16 $\pm$ 0.71	18.79 $\pm$ 0.39	4.65 $\pm$ 1.18	0.48 $\pm$ 0.13
6dFGS gJ015930.7-112859	11.51 $\pm$ 2.81	327.21 $\pm$ 6.6	85.02 $\pm$ 4.33	9.88 $\pm$ 2.75	0.81 $\pm$ 0.3
6dFGS gJ020039.1-084555	39.04 $\pm$ 14.72	426.63 $\pm$ 28.15	93.37 $\pm$ 14.31	23.25 $\pm$ 7.46	1.16 $\pm$ 0.58
6dFGS gJ020349.0-124717	1.82 $\pm$ 0.23	13.58 $\pm$ 0.5	4.44 $\pm$ 0.28	2.88 $\pm$ 0.75	0.44 $\pm$ 0.13
6dFGS gJ021201.5-020154	8.53 $\pm$ 4.99	400.81 $\pm$ 10.68	105.04 $\pm$ 6.56	9.91 $\pm$ 3.93	0.6 $\pm$ 0.42
6dFGS gJ021218.3-073720	12.04 $\pm$ 1.14	127.79 $\pm$ 3.21	37.44 $\pm$ 2.57	10.51 $\pm$ 2.64	0.79 $\pm$ 0.21
6dFGS gJ021355.1-055121	6.83 $\pm$ 1.31	60.8 $\pm$ 2.57	58.57 $\pm$ 1.58	5.79 $\pm$ 1.54	0.82 $\pm$ 0.27
6dFGS gJ021738.1-300448	0.86 $\pm$ 0.29	21.44 $\pm$ 0.54	7.96 $\pm$ 0.3	2.72 $\pm$ 0.86	0.22 $\pm$ 0.1
6dFGS gJ022219.4-533239	5.03 $\pm$ 0.64	77.64 $\pm$ 1.37	29.34 $\pm$ 0.82	5.04 $\pm$ 1.29	0.69 $\pm$ 0.2
6dFGS gJ022815.2-405715	450.97 $\pm$ 35.92	11213.6 $\pm$ 86.99	1183.42 $\pm$ 51.97	58.39 $\pm$ 16.5	5.35 $\pm$ 1.57
6dFGS gJ023005.5-085953	1.29 $\pm$ 0.09	26.08 $\pm$ 0.1	2.26 $\pm$ 0.06	1.97 $\pm$ 0.51	0.45 $\pm$ 0.12
6dFGS gJ023927.6-534508	7.47 $\pm$ 3.02	390.07 $\pm$ 6.1	22.03 $\pm$ 3.28	7.47 $\pm$ 2.44	0.69 $\pm$ 0.36
6dFGS gJ023956.2-111813	4.7 $\pm$ 0.97	114.12 $\pm$ 2.72	18.79 $\pm$ 2.02	6.65 $\pm$ 1.8	0.49 $\pm$ 0.17
6dFGS gJ025228.4-592243	7.33 $\pm$ 1.26	90.52 $\pm$ 2.67	40.68 $\pm$ 1.46	5.05 $\pm$ 1.33	1.0 $\pm$ 0.32
6dFGS gJ030735.3-725003	0.52 $\pm$ 0.04	8.82 $\pm$ 0.17	2.02 $\pm$ 0.09	2.07 $\pm$ 0.56	0.17 $\pm$ 0.05
6dFGS gJ031558.9-290126	39.96 $\pm$ 6.71	980.02 $\pm$ 13.98	128.36 $\pm$ 11.15	19.18 $\pm$ 5.1	1.44 $\pm$ 0.45
6dFGS gJ034713.9-132547	11.72 $\pm$ 1.94	205.47 $\pm$ 3.43	57.35 $\pm$ 2.17	7.34 $\pm$ 1.92	1.1 $\pm$ 0.34
6dFGS gJ035056.7-102559	4.75 $\pm$ 0.99	92.73 $\pm$ 2.62	27.31 $\pm$ 1.82	8.17 $\pm$ 2.21	0.4 $\pm$ 0.14
6dFGS gJ035107.6-052637	3.3 $\pm$ 0.22	21.63 $\pm$ 0.49	6.58 $\pm$ 0.31	3.39 $\pm$ 0.85	0.67 $\pm$ 0.17



**Table 4.** continued.

Name -	L(5100Å) ( $10^{43}$ erg s $^{-1}$ )	L(H $\beta$ ) ( $10^{40}$ erg s $^{-1}$ )	L([O III]) ( $10^{40}$ erg s $^{-1}$ )	$M_{BH}$ ( $10^6 M_{\odot}$ )	$\epsilon_{Edd}$ -
6dFGS gJ035432.8-134008	$8.86 \pm 0.59$	$53.07 \pm 0.99$	$11.15 \pm 0.59$	$9.75 \pm 2.42$	$0.63 \pm 0.16$
6dFGS gJ040024.4-250044	$8.7 \pm 0.41$	$27.48 \pm 0.97$	$6.95 \pm 0.82$	$4.69 \pm 1.16$	$1.28 \pm 0.32$
6dFGS gJ041307.1-005017	$0.61 \pm 0.09$	$8.85 \pm 0.35$	$3.85 \pm 0.22$	$2.87 \pm 0.79$	$0.15 \pm 0.05$
6dFGS gJ042020.4-355100	$14.9 \pm 1.98$	$234.06 \pm 4.71$	$14.09 \pm 2.97$	$7.51 \pm 1.92$	$1.37 \pm 0.4$
6dFGS gJ042021.7-053054	$13.24 \pm 2.44$	$211.29 \pm 5.09$	$39.9 \pm 3.57$	$5.52 \pm 1.46$	$1.66 \pm 0.54$
6dFGS gJ042256.6-185442	$3.96 \pm 0.27$	$18.65 \pm 0.66$	$25.34 \pm 0.49$	$3.71 \pm 0.93$	$0.74 \pm 0.19$
6dFGS gJ043526.5-164346	$5.69 \pm 0.64$	$89.25 \pm 1.16$	$27.45 \pm 0.63$	$5.93 \pm 1.5$	$0.66 \pm 0.18$
6dFGS gJ043622.3-102234	$8.71 \pm 0.33$	$115.11 \pm 0.67$	$78.98 \pm 0.41$	$8.01 \pm 1.97$	$0.75 \pm 0.19$
6dFGS gJ043659.1-301042	$3.14 \pm 0.68$	$13.49 \pm 1.21$	$12.31 \pm 0.83$	$29.7 \pm 8.15$	$0.07 \pm 0.03$
6dFGS gJ044040.4-411044	$1.71 \pm 0.1$	$23.13 \pm 0.26$	$14.57 \pm 0.22$	$1.49 \pm 0.38$	$0.79 \pm 0.21$
6dFGS gJ044720.7-050814	$4.01 \pm 0.34$	$54.45 \pm 1.14$	$18.29 \pm 0.74$	$4.25 \pm 1.07$	$0.65 \pm 0.17$
6dFGS gJ044739.0-040330	$15.28 \pm 1.17$	$121.0 \pm 3.59$	$11.75 \pm 1.91$	$7.04 \pm 1.76$	$1.5 \pm 0.39$
6dFGS gJ045230.1-295335	$16.92 \pm 2.0$	$145.05 \pm 3.49$	$74.44 \pm 2.05$	$9.42 \pm 2.39$	$1.24 \pm 0.35$
6dFGS gJ045557.5-145641	$17.19 \pm 1.54$	$235.82 \pm 2.56$	$46.96 \pm 1.81$	$10.49 \pm 2.63$	$1.13 \pm 0.3$
6dFGS gJ050744.0-465231	$3.19 \pm 0.36$	$23.76 \pm 0.64$	$32.68 \pm 0.44$	$2.97 \pm 0.76$	$0.74 \pm 0.21$
6dFGS gJ052210.1-422255	$20.54 \pm 3.12$	$137.63 \pm 6.69$	$92.88 \pm 5.03$	$24.37 \pm 6.33$	$0.58 \pm 0.18$
6dFGS gJ052349.5-330551	$8.34 \pm 1.4$	$228.86 \pm 3.04$	$54.12 \pm 2.06$	$5.45 \pm 1.42$	$1.06 \pm 0.33$
6dFGS gJ053724.5-381759	$19.55 \pm 4.59$	$370.24 \pm 9.51$	$130.26 \pm 6.87$	$9.61 \pm 2.66$	$1.41 \pm 0.51$
6dFGS gJ054158.0-373837	$19.37 \pm 1.89$	$230.25 \pm 3.52$	$57.94 \pm 2.92$	$12.79 \pm 3.23$	$1.05 \pm 0.28$
6dFGS gJ054914.9-242552	$2.13 \pm 0.13$	$14.12 \pm 0.5$	$15.38 \pm 0.31$	$3.8 \pm 0.96$	$0.39 \pm 0.1$
6dFGS gJ055426.4-345341	$5.22 \pm 0.49$	$56.79 \pm 1.21$	$18.32 \pm 0.63$	$2.28 \pm 0.57$	$1.58 \pm 0.43$
6dFGS gJ060917.5-560658	$0.94 \pm 0.08$	$10.75 \pm 0.2$	$9.4 \pm 0.13$	$1.48 \pm 0.39$	$0.44 \pm 0.12$
6dFGS gJ061549.6-582605	$0.52 \pm 0.15$	$16.79 \pm 0.3$	$3.04 \pm 0.21$	$1.08 \pm 0.33$	$0.33 \pm 0.14$
6dFGS gJ062233.5-231742	$2.43 \pm 0.12$	$19.7 \pm 0.34$	$6.34 \pm 0.23$	$2.96 \pm 0.75$	$0.57 \pm 0.15$
6dFGS gJ063940.8-512515	$6.66 \pm 0.72$	$105.2 \pm 1.18$	$49.0 \pm 0.8$	$5.37 \pm 1.36$	$0.86 \pm 0.24$
6dFGS gJ064157.7-431742	$2.01 \pm 0.16$	$19.16 \pm 0.34$	$8.76 \pm 0.26$	$2.97 \pm 0.76$	$0.47 \pm 0.13$
6dFGS gJ065017.5-380514	$1.08 \pm 0.06$	$10.3 \pm 0.14$	$1.76 \pm 0.1$	$1.87 \pm 0.49$	$0.4 \pm 0.11$
6dFGS gJ065654.3-631536	$1.18 \pm 0.09$	$7.79 \pm 0.2$	$2.58 \pm 0.13$	$2.69 \pm 0.7$	$0.3 \pm 0.08$
6dFGS gJ070841.5-493306	$7.27 \pm 0.26$	$47.8 \pm 0.59$	$4.88 \pm 0.43$	$4.6 \pm 1.14$	$1.09 \pm 0.27$
6dFGS gJ071033.0-535752	$3.01 \pm 0.18$	$21.14 \pm 0.53$	$22.75 \pm 0.44$	$5.35 \pm 1.34$	$0.39 \pm 0.1$
6dFGS gJ082003.1-174151	$1.27 \pm 0.22$	$18.79 \pm 0.5$	$4.13 \pm 0.26$	$2.73 \pm 0.74$	$0.32 \pm 0.1$
6dFGS gJ084219.1-034931	$86.68 \pm 10.5$	$1679.12 \pm 22.62$	$977.92 \pm 14.32$	$26.87 \pm 7.12$	$2.23 \pm 0.65$
6dFGS gJ084235.0-704249	$6.45 \pm 0.85$	$37.85 \pm 1.85$	$17.32 \pm 1.12$	$8.85 \pm 2.26$	$0.5 \pm 0.15$
6dFGS gJ084510.2-073205	$5.63 \pm 0.74$	$70.4 \pm 1.12$	$19.71 \pm 0.94$	$5.11 \pm 1.31$	$0.76 \pm 0.22$
6dFGS gJ084628.7-121409	$6.03 \pm 0.68$	$51.38 \pm 1.17$	$66.27 \pm 0.87$	$5.65 \pm 1.43$	$0.74 \pm 0.2$
6dFGS gJ084951.7-235125	$12.37 \pm 0.93$	$165.11 \pm 1.95$	$69.07 \pm 1.33$	$5.42 \pm 1.35$	$1.58 \pm 0.41$
6dFGS gJ085028.0-031817	$29.22 \pm 2.34$	$534.33 \pm 6.36$	$244.8 \pm 4.22$	$14.87 \pm 3.75$	$1.36 \pm 0.36$
6dFGS gJ095219.1-013644	$2.39 \pm 0.1$	$37.0 \pm 0.21$	$48.0 \pm 0.15$	$2.15 \pm 0.54$	$0.77 \pm 0.2$
6dFGS gJ101134.8-452830	$0.95 \pm 0.14$	$7.93 \pm 0.34$	$4.95 \pm 0.21$	$2.61 \pm 0.71$	$0.25 \pm 0.08$
6dFGS gJ101420.7-041841	$11.37 \pm 0.31$	$94.0 \pm 1.46$	$25.28 \pm 0.76$	$7.3 \pm 1.8$	$1.08 \pm 0.27$
6dFGS gJ101503.2-165214	$85.47 \pm 20.83$	$3161.86 \pm 32.81$	$584.97 \pm 18.95$	$25.74 \pm 7.41$	$2.3 \pm 0.87$
6dFGS gJ103214.1-160960	$0.43 \pm 0.19$	$9.62 \pm 0.62$	$5.94 \pm 0.35$	$1.98 \pm 0.71$	$0.15 \pm 0.09$
6dFGS gJ103257.0-270730	$4.7 \pm 0.38$	$48.24 \pm 0.76$	$39.62 \pm 0.5$	$3.47 \pm 0.87$	$0.94 \pm 0.25$
6dFGS gJ104203.0-380058	$3.35 \pm 0.4$	$90.92 \pm 0.98$	$23.31 \pm 0.6$	$2.72 \pm 0.7$	$0.85 \pm 0.24$
6dFGS gJ104208.9-400032	$49.27 \pm 5.81$	$615.13 \pm 11.82$	$217.99 \pm 10.1$	$23.07 \pm 5.99$	$1.48 \pm 0.42$
6dFGS gJ104448.7-182653	$5.54 \pm 0.66$	$130.92 \pm 1.42$	$67.06 \pm 1.04$	$3.1 \pm 0.79$	$1.24 \pm 0.35$
6dFGS gJ104833.8-390238	$2.51 \pm 0.14$	$40.77 \pm 0.45$	$22.3 \pm 0.3$	$3.39 \pm 0.85$	$0.51 \pm 0.13$
6dFGS gJ105719.5-080541	$16.96 \pm 1.91$	$131.65 \pm 4.75$	$68.37 \pm 2.88$	$7.62 \pm 1.93$	$1.54 \pm 0.43$
6dFGS gJ105727.9-403941	$133.22 \pm 12.33$	$1674.03 \pm 22.73$	$163.4 \pm 11.5$	$37.47 \pm 9.98$	$2.46 \pm 0.69$
6dFGS gJ114353.8-361518	$4.58 \pm 0.64$	$40.24 \pm 1.25$	$7.42 \pm 0.81$	$4.68 \pm 1.21$	$0.68 \pm 0.2$
6dFGS gJ114738.9-214508	$24.01 \pm 2.42$	$190.03 \pm 4.33$	$80.87 \pm 2.84$	$9.74 \pm 2.47$	$1.71 \pm 0.47$
6dFGS gJ120624.2-243548	$13.87 \pm 0.99$	$143.91 \pm 1.94$	$43.11 \pm 1.34$	$7.97 \pm 1.98$	$1.2 \pm 0.31$
6dFGS gJ122417.5-181205	$1.97 \pm 0.24$	$14.2 \pm 0.65$	$2.61 \pm 0.38$	$2.31 \pm 0.6$	$0.59 \pm 0.17$
6dFGS gJ122527.2-041857	$10.41 \pm 1.13$	$328.06 \pm 2.13$	$79.84 \pm 1.65$	$7.95 \pm 2.01$	$0.91 \pm 0.25$
6dFGS gJ123124.9-165350	$9.56 \pm 1.09$	$185.41 \pm 2.29$	$43.36 \pm 1.48$	$5.83 \pm 1.48$	$1.14 \pm 0.32$
6dFGS gJ123817.2-344028	$2.68 \pm 0.19$	$5.42 \pm 0.36$	$2.45 \pm 0.23$	$1.12 \pm 0.28$	$1.66 \pm 0.44$
6dFGS gJ125424.8-282632	$2.74 \pm 0.25$	$45.21 \pm 0.47$	$18.69 \pm 0.31$	$4.25 \pm 1.08$	$0.45 \pm 0.12$
6dFGS gJ125706.4-443520	$7.55 \pm 0.71$	$41.38 \pm 1.04$	$14.17 \pm 0.74$	$4.41 \pm 1.11$	$1.19 \pm 0.32$
6dFGS gJ125747.9-235044	$21.97 \pm 1.58$	$358.87 \pm 3.0$	$221.08 \pm 2.01$	$11.31 \pm 2.83$	$1.35 \pm 0.35$
6dFGS gJ132158.2-310426	$1.04 \pm 0.15$	$9.88 \pm 0.31$	$3.78 \pm 0.22$	$2.37 \pm 0.64$	$0.3 \pm 0.09$
6dFGS gJ132904.6-292556	$24.27 \pm 2.66$	$490.68 \pm 4.29$	$235.67 \pm 3.09$	$14.4 \pm 3.66$	$1.17 \pm 0.32$
6dFGS gJ133739.6-090228	$1.4 \pm 0.25$	$11.29 \pm 0.52$	$2.89 \pm 0.27$	$1.92 \pm 0.52$	$0.51 \pm 0.16$
6dFGS gJ134054.2-352111	$19.6 \pm 4.74$	$727.23 \pm 11.0$	$142.3 \pm 6.5$	$9.94 \pm 2.77$	$1.36 \pm 0.5$
6dFGS gJ134524.7-025940	$4.45 \pm 0.49$	$50.42 \pm 1.04$	$25.35 \pm 0.56$	$4.78 \pm 1.21$	$0.64 \pm 0.18$
6dFGS gJ135129.5-181347	$0.22 \pm 0.01$	$2.05 \pm 0.04$	$0.91 \pm 0.03$	$0.81 \pm 0.23$	$0.19 \pm 0.05$
6dFGS gJ135439.5-421457	$6.54 \pm 0.73$	$257.97 \pm 1.75$	$90.5 \pm 1.06$	$5.98 \pm 1.51$	$0.76 \pm 0.21$

Table 4. continued.

Name -	L(5100Å) ( $10^{43}$ erg s $^{-1}$ )	L(H $\beta$ ) ( $10^{40}$ erg s $^{-1}$ )	L([O III]) ( $10^{40}$ erg s $^{-1}$ )	$M_{BH}$ ( $10^6 M_{\odot}$ )	$\epsilon_{Edd}$ -
6dFGS gJ140722.0-312058	1.65 $\pm$ 0.43	26.7 $\pm$ 1.11	11.33 $\pm$ 0.68	3.7 $\pm$ 1.07	0.31 $\pm$ 0.12
6dFGS gJ141048.7-364412	8.08 $\pm$ 0.29	62.51 $\pm$ 0.76	24.48 $\pm$ 0.48	6.0 $\pm$ 1.48	0.93 $\pm$ 0.23
6dFGS gJ142350.2-092318	1.72 $\pm$ 0.23	23.09 $\pm$ 0.72	11.45 $\pm$ 0.37	2.45 $\pm$ 0.64	0.49 $\pm$ 0.14
6dFGS gJ143438.4-425405	2.99 $\pm$ 0.52	62.56 $\pm$ 1.68	65.56 $\pm$ 1.21	3.47 $\pm$ 0.92	0.6 $\pm$ 0.19
6dFGS gJ144718.7-380222	2.45 $\pm$ 0.22	41.21 $\pm$ 0.53	22.6 $\pm$ 0.3	3.04 $\pm$ 0.77	0.56 $\pm$ 0.15
6dFGS gJ145712.7-131503	38.77 $\pm$ 5.5	509.99 $\pm$ 12.53	29.66 $\pm$ 6.28	11.35 $\pm$ 2.97	2.36 $\pm$ 0.7
6dFGS gJ150012.8-724840	10.84 $\pm$ 1.04	149.36 $\pm$ 1.95	14.43 $\pm$ 1.21	7.39 $\pm$ 1.85	1.02 $\pm$ 0.27
6dFGS gJ151159.8-211902	5.63 $\pm$ 0.3	79.56 $\pm$ 0.62	86.24 $\pm$ 0.4	4.24 $\pm$ 1.05	0.92 $\pm$ 0.23
6dFGS gJ151222.5-333334	0.46 $\pm$ 0.03	3.68 $\pm$ 0.09	2.2 $\pm$ 0.05	1.25 $\pm$ 0.34	0.26 $\pm$ 0.07
6dFGS gJ151515.2-782012	53.0 $\pm$ 3.72	1258.77 $\pm$ 9.12	762.98 $\pm$ 6.93	20.17 $\pm$ 5.15	1.82 $\pm$ 0.48
6dFGS gJ152228.7-064441	8.53 $\pm$ 0.65	171.47 $\pm$ 1.19	46.75 $\pm$ 0.81	4.58 $\pm$ 1.14	1.29 $\pm$ 0.34
6dFGS gJ153846.6-102628	44.84 $\pm$ 2.64	359.45 $\pm$ 4.25	71.54 $\pm$ 2.93	19.52 $\pm$ 4.94	1.59 $\pm$ 0.41
6dFGS gJ161519.1-093613	22.33 $\pm$ 1.06	386.75 $\pm$ 2.63	218.23 $\pm$ 1.9	8.64 $\pm$ 2.15	1.79 $\pm$ 0.45
6dFGS gJ161610.8-101406	5.13 $\pm$ 0.61	54.71 $\pm$ 1.32	15.31 $\pm$ 0.75	4.89 $\pm$ 1.25	0.73 $\pm$ 0.2
6dFGS gJ162848.4-030408	10.11 $\pm$ 0.99	211.81 $\pm$ 2.25	28.14 $\pm$ 1.4	5.19 $\pm$ 1.3	1.35 $\pm$ 0.36
6dFGS gJ192631.1-191703	1.64 $\pm$ 0.23	27.53 $\pm$ 0.63	14.97 $\pm$ 0.44	2.8 $\pm$ 0.74	0.41 $\pm$ 0.12
6dFGS gJ163830.9-205525	4.14 $\pm$ 0.21	81.58 $\pm$ 0.93	35.03 $\pm$ 0.63	4.57 $\pm$ 1.14	0.63 $\pm$ 0.16
6dFGS gJ164610.4-112404	28.5 $\pm$ 1.35	148.89 $\pm$ 3.07	167.12 $\pm$ 2.0	11.81 $\pm$ 2.95	1.67 $\pm$ 0.42
6dFGS gJ172916.3-685442	2.82 $\pm$ 0.25	31.91 $\pm$ 0.97	10.4 $\pm$ 0.7	5.19 $\pm$ 1.32	0.38 $\pm$ 0.1
6dFGS gJ183450.8-572422	0.48 $\pm$ 0.2	8.18 $\pm$ 0.41	2.5 $\pm$ 0.22	3.02 $\pm$ 1.06	0.11 $\pm$ 0.06
6dFGS gJ184942.1-551310	1.53 $\pm$ 0.19	28.59 $\pm$ 0.41	1.79 $\pm$ 0.22	2.98 $\pm$ 0.78	0.36 $\pm$ 0.1
6dFGS gJ192631.1-191703	15.38 $\pm$ 0.88	65.76 $\pm$ 1.28	16.01 $\pm$ 0.73	9.52 $\pm$ 2.36	1.12 $\pm$ 0.28
6dFGS gJ193733.0-061305	1.04 $\pm$ 0.04	13.93 $\pm$ 0.12	16.0 $\pm$ 0.09	1.08 $\pm$ 0.28	0.67 $\pm$ 0.18
6dFGS gJ193819.6-432646	6.78 $\pm$ 0.41	158.39 $\pm$ 0.88	28.33 $\pm$ 0.56	4.45 $\pm$ 1.1	1.06 $\pm$ 0.27
6dFGS gJ194335.3-163108	2.32 $\pm$ 0.15	39.77 $\pm$ 0.25	7.0 $\pm$ 0.16	2.58 $\pm$ 0.65	0.62 $\pm$ 0.16
6dFGS gJ194909.3-103425	5.81 $\pm$ 0.17	30.62 $\pm$ 0.53	7.61 $\pm$ 0.28	7.66 $\pm$ 1.89	0.53 $\pm$ 0.13
6dFGS gJ195705.3-414117	45.57 $\pm$ 7.43	1028.56 $\pm$ 13.54	233.01 $\pm$ 10.26	18.6 $\pm$ 4.94	1.7 $\pm$ 0.53
6dFGS gJ200553.0-413442	5.29 $\pm$ 0.45	141.17 $\pm$ 1.04	54.82 $\pm$ 0.5	3.96 $\pm$ 0.99	0.92 $\pm$ 0.25
6dFGS gJ202104.4-223518	15.09 $\pm$ 1.91	145.8 $\pm$ 3.29	482.18 $\pm$ 2.42	4.48 $\pm$ 1.14	2.33 $\pm$ 0.66
6dFGS gJ202557.4-482226	5.21 $\pm$ 0.37	71.98 $\pm$ 0.64	31.39 $\pm$ 0.42	6.31 $\pm$ 1.57	0.57 $\pm$ 0.15
6dFGS gJ203927.2-301852	2.23 $\pm$ 0.3	29.44 $\pm$ 0.76	12.5 $\pm$ 0.48	2.97 $\pm$ 0.78	0.52 $\pm$ 0.15
6dFGS gJ204513.1-301027	5.9 $\pm$ 1.01	85.94 $\pm$ 2.71	21.36 $\pm$ 1.12	4.47 $\pm$ 1.17	0.91 $\pm$ 0.29
6dFGS gJ205920.7-314735	4.26 $\pm$ 0.44	73.24 $\pm$ 1.06	81.61 $\pm$ 0.61	1.64 $\pm$ 0.42	1.79 $\pm$ 0.49
6dFGS gJ205933.0-513601	12.36 $\pm$ 3.64	269.56 $\pm$ 7.35	87.29 $\pm$ 5.29	12.45 $\pm$ 3.63	0.69 $\pm$ 0.28
6dFGS gJ211224.6-412854	31.97 $\pm$ 4.42	394.07 $\pm$ 10.53	58.68 $\pm$ 7.31	12.5 $\pm$ 3.25	1.77 $\pm$ 0.52
6dFGS gJ211524.9-141706	43.19 $\pm$ 4.79	529.3 $\pm$ 11.21	101.11 $\pm$ 7.1	20.24 $\pm$ 5.22	1.48 $\pm$ 0.41
6dFGS gJ213333.4-355848	21.62 $\pm$ 6.43	494.89 $\pm$ 9.5	90.99 $\pm$ 7.41	12.57 $\pm$ 3.69	1.19 $\pm$ 0.5
6dFGS gJ213529.5-623007	2.99 $\pm$ 0.22	45.61 $\pm$ 0.6	11.64 $\pm$ 0.45	3.06 $\pm$ 0.77	0.68 $\pm$ 0.18
6dFGS gJ213632.0-011626	16.76 $\pm$ 2.8	287.19 $\pm$ 6.25	61.93 $\pm$ 4.72	12.2 $\pm$ 3.19	0.95 $\pm$ 0.3
6dFGS gJ213748.0-111204	2.35 $\pm$ 0.38	49.34 $\pm$ 1.12	15.66 $\pm$ 0.76	3.24 $\pm$ 0.86	0.5 $\pm$ 0.16
6dFGS gJ214306.1-295817	15.2 $\pm$ 1.27	181.05 $\pm$ 2.29	14.63 $\pm$ 2.01	12.03 $\pm$ 3.01	0.87 $\pm$ 0.23
6dFGS gJ214505.8-692231	2.3 $\pm$ 0.81	61.38 $\pm$ 1.52	21.45 $\pm$ 1.01	2.8 $\pm$ 0.88	0.57 $\pm$ 0.27
6dFGS gJ215526.7-121032	1.14 $\pm$ 0.31	25.18 $\pm$ 0.74	5.13 $\pm$ 0.36	3.18 $\pm$ 0.94	0.25 $\pm$ 0.1
6dFGS gJ215723.2-312307	1.71 $\pm$ 0.26	27.46 $\pm$ 0.55	7.23 $\pm$ 0.34	4.23 $\pm$ 1.12	0.28 $\pm$ 0.08
6dFGS gJ220755.6-282406	5.18 $\pm$ 0.53	91.73 $\pm$ 1.78	14.2 $\pm$ 0.89	5.47 $\pm$ 1.38	0.66 $\pm$ 0.18
6dFGS gJ221611.2-394734	16.27 $\pm$ 2.31	303.87 $\pm$ 4.79	8.84 $\pm$ 3.0	11.63 $\pm$ 2.99	0.97 $\pm$ 0.29
6dFGS gJ221653.2-445157	22.56 $\pm$ 1.62	279.47 $\pm$ 2.23	69.84 $\pm$ 1.5	13.67 $\pm$ 3.42	1.14 $\pm$ 0.3
6dFGS gJ221800.2-395723	12.57 $\pm$ 2.5	249.54 $\pm$ 5.03	62.04 $\pm$ 3.36	13.94 $\pm$ 3.73	0.62 $\pm$ 0.21
6dFGS gJ222903.5-140106	28.57 $\pm$ 2.05	391.13 $\pm$ 4.36	113.84 $\pm$ 3.18	14.64 $\pm$ 3.68	1.35 $\pm$ 0.35
6dFGS gJ224237.7-384516	9.81 $\pm$ 1.37	199.07 $\pm$ 2.32	57.43 $\pm$ 1.48	6.11 $\pm$ 1.57	1.11 $\pm$ 0.32
6dFGS gJ224458.2-182250	14.57 $\pm$ 1.66	199.1 $\pm$ 4.1	124.76 $\pm$ 2.81	10.14 $\pm$ 2.57	0.99 $\pm$ 0.28
6dFGS gJ224520.3-465211	131.38 $\pm$ 6.5	3117.23 $\pm$ 14.31	1414.39 $\pm$ 12.98	32.71 $\pm$ 8.6	2.78 $\pm$ 0.74
6dFGS gJ225014.1-115201	3.46 $\pm$ 0.48	73.88 $\pm$ 1.93	26.47 $\pm$ 1.23	3.47 $\pm$ 0.9	0.69 $\pm$ 0.2
6dFGS gJ225321.6-511802	2.35 $\pm$ 0.57	45.03 $\pm$ 1.26	5.38 $\pm$ 0.63	3.62 $\pm$ 1.02	0.45 $\pm$ 0.17
6dFGS gJ231103.4-202221	4.41 $\pm$ 1.03	48.63 $\pm$ 1.77	13.56 $\pm$ 1.16	3.07 $\pm$ 0.85	1.0 $\pm$ 0.36
6dFGS gJ234042.0-594132	14.76 $\pm$ 5.98	643.87 $\pm$ 11.72	290.43 $\pm$ 7.95	9.3 $\pm$ 3.04	1.1 $\pm$ 0.57
6dFGS gJ234120.6-592359	4.54 $\pm$ 1.42	88.65 $\pm$ 3.04	47.82 $\pm$ 2.39	8.38 $\pm$ 2.5	0.37 $\pm$ 0.16
6dFGS gJ234614.6-490952	15.7 $\pm$ 1.31	184.03 $\pm$ 2.95	97.22 $\pm$ 1.75	9.0 $\pm$ 2.25	1.21 $\pm$ 0.32
6dFGS gJ235808.5-102843	8.14 $\pm$ 0.87	72.08 $\pm$ 2.12	38.41 $\pm$ 1.53	11.23 $\pm$ 2.83	0.5 $\pm$ 0.14

**Notes.** Column 1) Name in the 6dFGS. 2) Luminosity at 5100 Å. 3) Luminosity of H $\beta$  line. 4) Luminosity of [O III] line. 5) Mass of central black hole. 6) Eddington ratio.

**Table 5.** Flux densities and luminosities on radio and optical bands, radio loudness, and radio type in the radio sample.

Name	S843MHz (mJy)	S1.4GHz (mJy)	S5GHz (mJy)	S8.4GHz (mJy)	S22GHz (mJy)	$F(4400\text{\AA})$ ( $10^{-17} \text{ erg s}^{-1} \text{ cm}^{-2} \text{\AA}^{-1}$ )	$L(\text{Radio})$ ( $10^{38} \text{ erg s}^{-1}$ )	$L(4400\text{\AA})$ ( $10^{43} \text{ erg s}^{-1}$ )	$R_L$ ( $\alpha=0$ )	$R_L$ ( $\alpha=0.5$ )	$R_L$ ( $\alpha=1$ )	Type
6dFGS gJ012237.5-264646	-	$3.8 \pm 0.5$	-	-	-	$4.0 \pm 1.97$	$332.24 \pm 43.72$	$10.99 \pm 5.42$	147.1	77.9	41.2	RL
6dFGS gJ042256.6-185442	-	$2.8 \pm 0.5$	-	-	-	$78.9 \pm 9.66$	$3.89 \pm 0.69$	$3.44 \pm 0.42$	5.5	2.9	1.5	RQ
6dFGS gJ043622.3-102234	-	$17.0 \pm 0.7$	-	-	-	$869.95 \pm 120.41$	$6.81 \pm 0.28$	$10.95 \pm 1.52$	3.0	1.6	0.8	RQ
6dFGS gJ045230.1-295335	-	$9.5 \pm 0.5$	-	-	-	$16.29 \pm 1.94$	$343.15 \pm 18.06$	$18.49 \pm 2.21$	90.3	47.8	25.3	RL
6dFGS gJ054914.9-242552	-	$2.4 \pm 0.5$	-	-	-	$118.9 \pm 12.51$	$1.6 \pm 0.33$	$2.49 \pm 0.26$	3.1	1.7	0.9	RQ
6dFGS gJ062233.5-231742	-	$4.3 \pm 0.5$	-	-	-	$238.19 \pm 26.21$	$2.0 \pm 0.23$	$3.48 \pm 0.38$	2.8	1.5	0.8	RQ
6dFGS gJ084628.7-121409	-	$15.3 \pm 0.7$	-	-	-	$60.24 \pm 6.78$	$63.74 \pm 2.92$	$7.89 \pm 0.89$	39.3	20.8	11.0	RL
6dFGS gJ095219.1-013644	-	$62.2 \pm 1.9$	-	-	-	$634.94 \pm 104.25$	$7.56 \pm 0.23$	$2.43 \pm 0.4$	15.2	8.0	4.2	RQ
6dFGS gJ104208.9-400032	-	$5.7 \pm 0.5$	-	-	-	$18.75 \pm 2.31$	$414.27 \pm 36.34$	$42.83 \pm 5.27$	47.1	24.9	13.2	RL
6dFGS gJ105727.9-403941	$437.5 \pm 13.2$	-	$244 \pm 11$	$164 \pm 8$	$155 \pm 7$	$74.16 \pm 8.41$	$68120.14 \pm 3070.99$	$182.2 \pm 20.67$	509.5	509.5	509.5	RL
6dFGS gJ114738.9-214508	-	$5.7 \pm 0.5$	-	-	-	$50.53 \pm 5.15$	$112.51 \pm 9.87$	$31.35 \pm 3.19$	17.5	9.2	4.9	RQ
6dFGS gJ143438.4-425405	$10.5 \pm 1.2$	-	-	-	-	$28.08 \pm 6.09$	$30.08 \pm 3.44$	$4.2 \pm 0.91$	57.9	23.8	9.8	RL
6dFGS gJ150012.8-724840	$20.1 \pm 1.5$	-	-	-	-	$67.45 \pm 8.45$	$90.59 \pm 6.76$	$15.87 \pm 1.99$	46.1	18.9	7.8	RL
6dFGS gJ151159.8-211902	-	$46.9 \pm 1.5$	-	-	-	$299.76 \pm 37.46$	$30.44 \pm 0.97$	$6.12 \pm 0.76$	24.2	12.8	6.8	RL
6dFGS gJ151222.5-333334	$12.0 \pm 1.6$	$9.0 \pm 0.6$	-	-	-	$72.95 \pm 10.91$	$1.59 \pm 0.11$	$0.4 \pm 0.06$	19.1	10.1	5.3	RL
6dFGS gJ151515.2-782012	$33.0 \pm 1.8$	-	-	-	-	$80.71 \pm 12.71$	$571.06 \pm 31.15$	$72.9 \pm 11.48$	63.3	26.0	10.7	RL
6dFGS gJ152228.7-064441	-	$14.6 \pm 0.6$	-	-	-	$148.74 \pm 27.95$	$34.99 \pm 1.44$	$11.2 \pm 2.11$	15.2	8.0	4.3	RQ
6dFGS gJ163830.9-205525	-	$6.8 \pm 0.5$	-	-	-	$992.5 \pm 150.57$	$1.57 \pm 0.12$	$7.2 \pm 1.09$	1.1	0.6	0.3	RQ
6dFGS gJ164610.4-112404	-	$38.3 \pm 1.6$	-	-	-	$450.9 \pm 31.46$	$71.9 \pm 3.0$	$26.6 \pm 1.86$	13.2	7.0	3.7	RQ
6dFGS gJ193733.0-061305	-	$42.2 \pm 1.7$	-	-	-	$1253.46 \pm 127.85$	$1.4 \pm 0.06$	$1.31 \pm 0.13$	5.2	2.8	1.5	RQ
6dFGS gJ202104.4-223518	-	$24.6 \pm 0.9$	-	-	-	$43.99 \pm 4.88$	$332.29 \pm 12.16$	$18.68 \pm 2.07$	86.6	45.8	24.2	RL
6dFGS gJ203927.2-301852	-	$5.8 \pm 0.5$	-	-	-	$41.01 \pm 6.41$	$12.51 \pm 1.08$	$2.78 \pm 0.43$	21.9	11.6	6.1	RL
6dFGS gJ205920.7-314735	-	$9.6 \pm 0.6$	-	-	-	$112.76 \pm 15.45$	$17.69 \pm 1.11$	$6.53 \pm 0.9$	13.2	7.0	3.7	RQ

**Notes.** Column 1) Name in the 6dFGS. 2) Flux density detected by the SUMSS at 843 MHz. 3) Flux density detected by the NVSS at 1.4 GHz. Columns 4), 5), 6) Flux densities detected by the AT20G at 5 GHz, 8.4 GHz, and 22 GHz respectively. 7) Optical flux density on B-band. 8) Radio luminosity at 5 GHz. 9) Optical luminosity on B-band. Columns 10), 11), 12) Radio-loudness assuming a spectral index of  $\alpha=0$ ,  $\alpha=0.5$ , and  $\alpha=1$  respectively. 13) Radio type according to the  $R_L(\alpha=0.5)$ .