

Bounds on Graviton mass using weak lensing and SZ effect in Galaxy Clusters

Akshay Rana^{a 1}, Deepak Jain^b, Shobhit Mahajan^a, Amitabha Mukherjee^a

^a Department of Physics and Astrophysics, University of Delhi, Delhi 110007, India

^bDeen Dayal Upadhyaya College, University of Delhi, Sector-3, Dwarka, New Delhi 110078, India

¹aksrana92@gmail.com

Abstract

In General Relativity (GR), the graviton is massless. However, a common feature in several theoretical alternatives of GR is a non-zero mass for the graviton. These theories can be described as massive gravity theories. Despite many theoretical complexities in these theories, on phenomenological grounds the implications of massive gravity have been widely used to put bounds on graviton mass. One of the generic implications of giving a mass to the graviton is that the gravitational potential will follow a Yukawa-like fall off. We use this feature of massive gravity theories to probe the mass of graviton by using the largest gravitationally bound objects, namely galaxy clusters. In this work, we use the mass estimates of galaxy clusters measured at various cosmologically defined radial distances measured via weak lensing (WL) and Sunyaev-Zeldovich (SZ) effect. We also use the model independent values of Hubble parameter $H(z)$ smoothed by a non-parametric method, Gaussian process. Within 1σ confidence region, we obtain the mass of graviton $m_g < 5.9 \times 10^{-30}$ eV with the corresponding Compton length scale $\lambda_g > 6.82$ Mpc from weak lensing and $m_g < 8.31 \times 10^{-30}$ eV with $\lambda_g > 5.012$ Mpc from SZ effect. This analysis improves the upper bound on graviton mass obtained earlier from galaxy clusters.

1 Introduction

General theory of Relativity (GR) is one of the most elegant theories of gravity. It had been introduced only on the basis of theoretical principles before being tested and confirmed by observations [1]. Till date all of its predictions have been tested and verified in different limits [2]. In the weak field approximation, observations like the precise measurement of the perihelion advance of Mercury [3], deflection of light by the Sun [4], gravitational time delay [5], equivalence principle [6], the Nordtvedt effect in lunar motion [7], frame-dragging [8] etc., show an impeccable agreement with the observations at solar system length scales [9]. The recent detection of gravitational waves [10] as well as time lag measurements on binary radio pulsar [11] verified the consistency of GR even in the strong field limit [12]. However, there is still a lack of direct observations at large length scales (\sim Mpc) that can establish the consistency of GR [13]. Further, there is a need to introduce a dark component in the energy budget of the Universe to make it compatible with cosmological observations [14]. This dark sector of the Universe remains unobserved which in turn could be taken as an opportunity to look for alternatives to GR at large (cosmological) length scales. The study of any deviation and modification of GR remains an exciting topic of research and has immense theoretical importance. Many alternative theories like $f(R)$ gravity [15], Chameleon theory [16], Galileon models [17] etc., have been proposed. For a detailed review of alternative theories of gravity, see ref [18–20].

Massive gravity theories are a class of alternative theories to GR that can explain the cosmic acceleration without invoking a dark component in the Universe [21, 22]. In 1939, Fierz and Pauli (F&P) proposed a very elegant theory of massive spin 2 gravitons, in which they added a mass term to the Einstein-Hilbert action in such a way that GR is recovered when the mass term tends to zero [23]. However, this theory of massive gravity failed to reproduce the results of GR at small scales (specially at solar system scales). This incompatibility is known as van Dam, Veltman, and Zakharov (vDVZ) discontinuity (1970) in literature [24]. But Vainshtein (1972) presented a mechanism where he showed that the vDVZ discontinuity can be cured by taking into account non-linearities [25]. Soon thereafter, Boulware and Deser (1972) found that a ghost-like negative kinetic term appears in the non-linear massive gravity theory which destabilizes the background. This instability is known as the BD instability [26]. However, in the last decade de Rham, Gabadadze, Tolley (dRGT 2011) provided a nonlinear completion to the Fierz-Pauli massive gravity theory that evades the BD ghost instability [27]. Recently, LIGO has reported a gravitational wave event GW170718 which rules out many scalar-tensor theories though many massive gravity models survive this test [28, 29]. Presently, the DGP model [30] as well as Bigravity models [31] which support modification of GR at large scales have emerged to address some fundamental issues in cosmology such as Dark matter, Dark energy, inflation etc.

Due to many conceptual and theoretical difficulties, massive gravity theories are yet to emerge as

strong contenders for replacing GR. However, various generic phenomenological features of the motivation of these theories can be used to probe graviton mass. Three traditionally used motivations for this purpose are as follows: [for details of all methods see ref. [32–34]].

a) In the case of a massive graviton, the left hand side of the basic Poisson equation (i.e. $\nabla^2\phi$) which governs the gravitational potential in a linear regime, gets modified to $(\nabla^2 - m_g^2)\phi$ and the corresponding form of gravitational potential gets modified from the Newtonian potential to a Yukawa-line potential. Giving a small mass to the graviton, at small length scales (solar system scales) the departure of the Yukawa potential from the Newtonian potential would be very small but at large distances (galactic and extragalactic scales) it would become significant.

b) A massive graviton would not travel at the speed of light. This would modify the corresponding dispersion relation. One way to test this is by comparing the arrival times of a gravitational wave and the electromagnetic counterpart [35,36]. The most recent and reliable bound on the graviton mass from this approach is obtained from GW170104 which is $m_g < 7.7 \times 10^{-23}$ eV [37].

c) The above mentioned approaches are straightforward and can easily be inferred from the linear theory. However, many massive gravity theory also give rise to a fifth-force kind of interaction due to non-linear effects. Several bounds on graviton mass from models in this category have been obtained by studying the sensitivity of the fifth force effect on the precession of the Earth-Moon by using Lunar Laser Ranging ($m_g < 10^{-32}$ eV) [38], radiated power from binary pulsar systems ($m_g < 10^{-27}$ eV) [39] and structure formation ($m_g < 10^{-32}$ eV) [40]. However, all these bounds are restricted to the DGP and dRGT model within their decoupling limit approximations and sensitive to the details of the model. [32].

In this work, we use the fact that in the case of a massive graviton the gravitational potential due to a static massive object of mass M changes from the Newtonian to the Yukawa type fall-off and can be parametrized as

$$V = \frac{GM}{r} e^{-r/\lambda_g} \quad (1)$$

where λ_g is a length scale that represents the range of interaction due to exchange of gravitons of mass $m_g = \frac{h}{\lambda_g c}$.

Hare [1973] first proposed this phenomenological approach of the probing graviton mass [41]. Goldhaber and Nieto (hereafter GN74) used Galaxy Clusters for the first time to limit the graviton mass. Using the Holmberg galaxy cluster they found the bound on the

graviton mass of the order of $m_g < 1.1 \times 10^{-29}$ eV or $\lambda_g > 10^{20}$ km (3.24 Mpc) [42, 43]. Choudhury et. al. (2004) [44] derived the convergence power spectra of weak lensing under Newtonian as well as Yukawa gravity. To obtain the bound on the graviton mass they compared the corresponding cosmic shear with observations of weak lensing from a cluster. Within a 1σ confidence region they constrained the graviton mass to $m_g < 6 \times 10^{-32}$ eV or $\lambda_g > 3 \times 10^{21}$ km (~ 97 Mpc).

Recently, S. Desai (2017) used the dynamical features of the Abell 1689 galaxy cluster to probe the graviton mass [45] and obtained the upper limit on the graviton mass of $m_g < 1.37 \times 10^{-29}$ eV or $\lambda_g > 9.1 \times 10^{19}$ km (2.95 Mpc) within 90% confidence level. Zakharov et. al. [2016] also use a similar phenomenological consequence of massive gravity and show that an analysis of bright star trajectories near the Galactic Center could bound the graviton mass. They found the upper bound for graviton mass from their work to be $m_g < 2.9 \times 10^{-21}$ eV within 90% confidence level [46, 47].

In this era of precision cosmology with access to detailed observations and improved knowledge, it is desirable to check and explore these limits with extended datasets. Here we further extend this approach to limit the graviton mass by analysing the acceleration profile of Newtonian and Yukawa gravity. For this we use the full catalog of galaxy clusters, obtained by using weak lensing and SZ effect. In the past, a single galaxy cluster has been used to constrain the graviton mass. However, we have not come across any work in literature where the presently available full catalog of galaxy clusters has been used for this purpose. The structure of the paper is as follows: In Section 2, we discuss the datasets and the method of mass estimation of galaxy cluster using weak lensing and SZ effect. The method and the result are discussed in the Section 3 and 4, respectively. Conclusions are summarized in Section 5.

2 Dataset

Galaxy clusters are the most massive gravitationally bound structures that emerge in the large scale structure (LSS) web. Several characteristic features of galaxy clusters like the emission of X-Ray radiation from inter-cluster medium through thermal bremsstrahlung phenomenon and the thermal shift in the black-body spectrum of CMB photons through inverse Compton scattering (SZ effect) play a crucial role in probing the Universe [48]. Weak gravitational lensing of background objects by clusters also provides crucial information about the evolution of large scale structure and composition of the universe [49]. We use two different mass measurements of galaxy clusters from the weak lensing and SZ effect to probe the graviton mass.

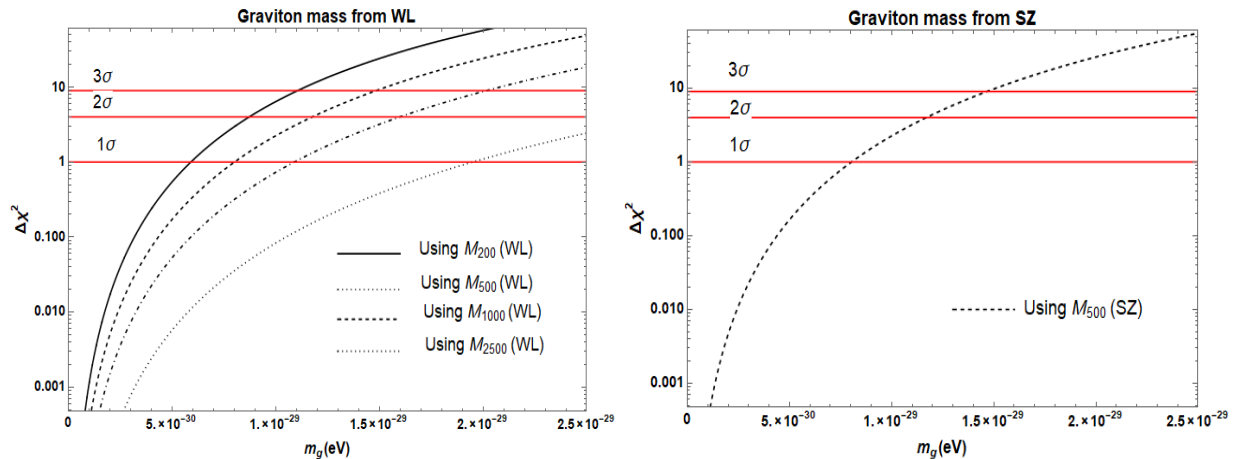


Figure 1: $\Delta\chi^2$ is plotted as a function of m_g (in eV) obtained by using the mass of galaxy clusters with weak lensing and SZ effect. The horizontal red lines at $\Delta\chi^2 = 1, 4$ and 9 represent the 1σ , 2σ and 3σ confidence limits. **Left panel** curves have been plotted by using the M_{200}^{WL} , M_{500}^{WL} , M_{1000}^{WL} and M_{2500}^{WL} estimates of 50 galaxy clusters studied by using weak lensing. In the **Right panel**, the black dashed line is plotted by using the M_{500}^{SZ} mass estimate of 182 galaxy clusters studied by using SZ effect. (For interpretation of the colours in the figure(s), the reader is referred to the web version of this article.)

2.1 Mass estimation of Galaxy cluster using Weak lensing

Weak lensing (WL) is the cleanest method to estimate the mass of large scale structures because gravitational lensing is sensitive to the total matter distribution and is not affected by the physical and dynamical state of clusters. The observable quantity measured in weak lensing surveys is the small change in the ellipticity or the tidal distortion of a galaxy's image known as shear. If this shear is caused by large scale structures like clusters, then it is known as cosmic shear. It is directly related to the projected foreground mass of lensing objects enclosed within the cluster radius [50].

In this work, we use the weak lensing mass measurement of 50 most massive galaxy clusters (redshift range $0.15 < z < 0.3$) analysed by Okaba et. al (2015) in the Local Cluster Substructure Survey (LoCuSS) [51–53]. To compute the mass of a galaxy cluster, a model of the shear profile of individual cluster has been fitted to the observational data by adopting the universally accepted Navarro, Frank & White (NFW) mass density profile [54] of dark matter halo. The effect of systematic bias in measurement, contamination of background galaxies and intrinsic asphericity of galaxy clusters have also been taken care of in the dataset.

In this analysis, we use mass estimates of galaxy clusters calculated by using the same approach at radius R_{200} , R_{500} , R_{1000} & R_{2500} and defined as M_{200}^{WL} , M_{500}^{WL} , M_{1000}^{WL} & M_{2500}^{WL} (For data see Table B1 in ref. [51])²

² The quantities R_Δ M_Δ or else, having subscript $\Delta = 200, 500, 1000$ and 2500 gives the measure of these quantities at a radius at which the mean density ρ_Δ of cluster is Δ times the critical mass density ρ_c of the universe at corresponding redshift z of cluster.

2.2 Mass estimation of Galaxy cluster from SZ effect

The SZ effect accounts for the distortion in the black body spectrum of the Cosmic Microwave Background (CMB) radiation generated via inverse Compton scattering of CMB photons by the hot and energetic free electrons in the inter-cluster medium (ICM). The magnitude of SZ distortion in the CMB spectrum is measured by a parameter called the Compton parameter y , which is a measure of gas pressure integrated along the line of sight. The gas pressure is directly related to the gravitational potential of clusters. Hence, the mass of a cluster can be calculated from the SZ signal through the pressure profile of the galaxy cluster [55]. Arnaud et. al. (2010) proposed a cluster electron pressure profile as a function of radius r of cluster, modeled by using a generalized NFW density profile and named it as the Universal Pressure Profile (UPP) [56]. Hasselfield et. al.(2017) use this pressure profile to develop a scaling relation between the SZ observable and cluster mass and hence provide an estimate of the mass of galaxy cluster observed in the Atacama Cosmology Telescope (ACT) [57].

Recently, Hilton et. al. (2017) present a catalog of 182 optically confirmed galaxy clusters detected via the SZ effect at the Atacama Cosmology Telescope (ACT) survey in the redshift range $0.1 < z < 1.4$ [58]. The clusters' mass M_{500} has been calculated by using the SZ signal under the assumption of the Universal Pressure Profile of cluster electron pressure within a radial distance R_{500} . In this work, we used these mass estimates of 182 galaxy clusters and represented them as (M_{500}^{SZ}). For details of method see ref. [57, 58] and for the dataset see Table A.3 in [58] with index M_{500}^{UPP} .

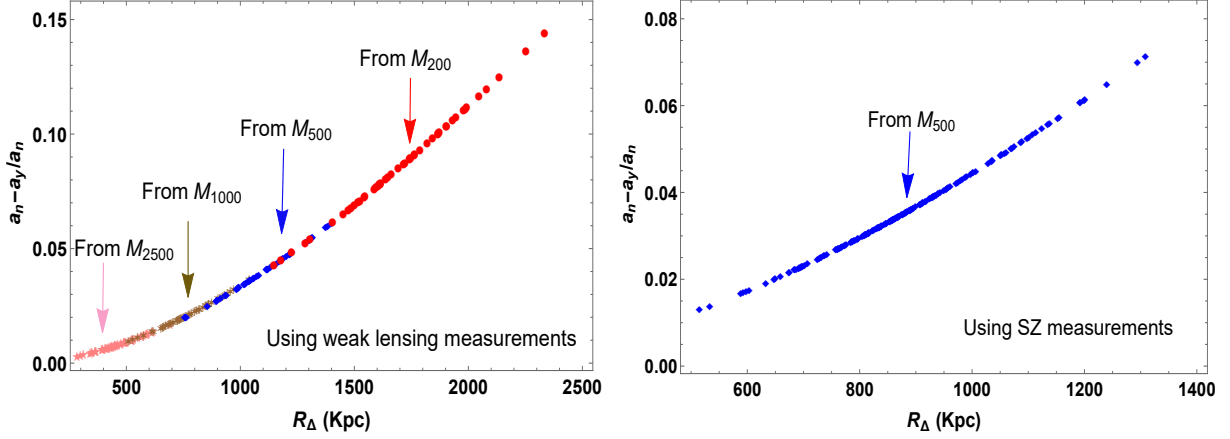


Figure 2: Plot of fractional difference between Newtonian & Yukawa acceleration profile i.e. $(a_n - a_y)/a_n$ with radial distance R_Δ in kpc. In the **left panel**, $(a_n - a_y)/a_n$ vs R_Δ for 50 galaxy clusters studied through weak lensing is plotted. Points represented by the pink star, brown asterisks, blue diamonds & red dots represent the M_{2500}^{WL} , M_{1000}^{WL} , M_{500}^{WL} and M_{200}^{WL} mass measurements of 50 galaxy clusters respectively. In the **right panel**, $(a_n - a_y)/a_n$ vs R_Δ for 182 galaxy clusters studied through SZ effect is plotted.

3 Method

Given the mass of a galaxy cluster at any particular radial distance, the gravitational acceleration, a_n , in Newtonian gravity can be written as

$$a_n = \frac{GM_\Delta}{R_\Delta^2} \quad (2)$$

where M_Δ represents the mass of the galaxy cluster within a radius R_Δ , which is defined as a distance from the core of cluster at which the density of galaxy cluster becomes Δ times the critical density ρ_c of the Universe at that epoch. The mass of the galaxy cluster can be defined as;

$$M_\Delta = \Delta \times \rho_c \times \frac{4\pi}{3} R_\Delta^3 \quad (3)$$

The critical density of the Universe is given by $\rho_c = \frac{3H^2(z)}{8\pi G}$, where $H(z)$ represents the Hubble parameter. On the other hand, if we assume a modified theory with massive gravitons, the corresponding gravitational acceleration at any particular radial distance would take the Yukawa form and we get,

$$a_y = \frac{GM_\Delta}{R_\Delta} \exp(-R_\Delta/\lambda_g) \left(\frac{1}{R_\Delta} + \frac{1}{\lambda_g} \right) \quad (4)$$

By using Eq. 3, one can rewrite the above mentioned acceleration expressions a_n and a_y as,

$$a_n(z, M_\Delta) = (GM_\Delta)^{1/3} \left(\frac{H^2(z)\Delta}{2} \right)^{2/3} \quad (5)$$

and

$$a_y(z, M_\Delta, \lambda_g) = (GM_\Delta)^{2/3} \left(\frac{H^2(z)\Delta}{2} \right)^{1/3} \times \exp \left[-\frac{1}{\lambda_g} \left(\frac{2M_\Delta G}{H^2(z)\Delta} \right)^{1/3} \right] \left[\frac{1}{\lambda_g} + \left(\frac{H^2(z)\Delta}{2M_\Delta G} \right)^{1/3} \right] \quad (6)$$

In order to put any limit on graviton mass by using these acceleration profiles, we require independent information about M_Δ and Hubble parameter $H(z)$. For M_Δ , we use the masses of galaxy clusters estimated by using the SZ effect and weak lensing properties, as mentioned in the previous section.

To estimate the value of the Hubble parameter $H(z)$ at the corresponding redshift, we use the 38 observed Hubble parameter values of $H(z)$ in the redshift range $0.07 < z < 2.34$ calculated by using the differential ages of galaxies, Baryonic Acoustic Oscillation (BAO) and Lyman α measurement [59]. As seen in Fig. 3, We apply a non-parametric technique (Gaussian process) to smoothen it which enables us to find the model independent value of $H(z)$ at all desired redshifts of the galaxy clusters [60]. [For more details of Gaussian process see [60–62]].

Once the acceleration corresponding to the Newtonian potential and Yukawa potential are known, we define a chi-square χ^2 as;

$$\chi^2 = \sum_i \left[\frac{a_{n,i}(z, M_\Delta) - a_{y,i}(z, M_\Delta, \lambda_g)}{\sigma_{a,i}} \right]^2 \quad (7)$$

where σ_a gives the error in acceleration obtained by adding the errors of mass estimate, σ_{M_Δ} and Hubble parameter σ_H in quadrature, given by,

$$\sigma_a = \frac{a_n}{3} \sqrt{\left(\frac{\sigma_{M_\Delta}}{M_\Delta} \right)^2 + 16 \left(\frac{\sigma_H}{H(z)} \right)^2} \quad (8)$$

Upper Bound on Graviton mass m_g (in eV) and lower bound on λ_g (in Mpc)					
Data	Parameter	1 σ (68.3%)	1.64 σ (90%)	2 σ (95.5%)	3 σ (99.7%)
M_{200}^{WL}	$m_g <$ (in eV)	5.902×10^{-30}	7.849×10^{-30}	8.715×10^{-30}	1.105×10^{-29}
	$\lambda_g >$ (Mpc)	6.822	5.132	4.622	3.643
M_{500}^{WL}	$m_g <$ (in eV)	8.003×10^{-30}	1.053×10^{-29}	1.175×10^{-29}	1.48×10^{-29}
	$\lambda_g >$ (in Mpc)	5.033	3.824	3.427	2.713
M_{1000}^{WL}	$m_g <$ (in eV)	1.088×10^{-29}	1.427×10^{-29}	1.598×10^{-29}	2.017×10^{-29}
	$\lambda_g >$ (in Mpc)	3.700	2.821	2.520	1.997
M_{2500}^{WL}	$m_g <$ (in eV)	1.952×10^{-29}	2.583×10^{-29}	2.894×10^{-29}	3.641×10^{-29}
	$\lambda_g >$ (in Mpc)	2.060	1.560	1.390	1.100
M_{500}^{SZ}	$m_g <$ (in eV)	8.307×10^{-30}	1.051×10^{-29}	1.169×10^{-29}	1.461×10^{-29}
	$\lambda_g >$ (Mpc)	5.012	3.831	3.443	2.747

Table 1: Bounds on the graviton mass m_g and corresponding Compton length scale λ_g within 1σ , 1.64σ , 2σ and 3σ confidence limits estimated by using M_{200}^{WL} , M_{500}^{WL} , M_{1000}^{WL} , M_{2500}^{WL} and M_{500}^{SZ}

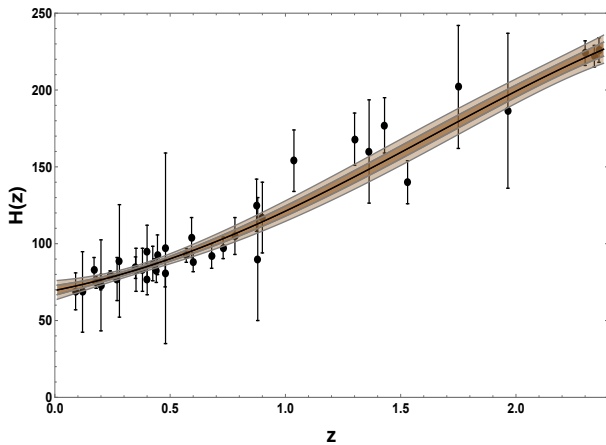


Figure 3: Plot of Hubble Parameter $H(z)$ vs redshift z . The black points with error bars are the 38 measurements of $H(z)$ and the solid line with 1σ and 2σ confidence limits are the corresponding smoothed values of the $H(z)$ plot by using a model independent non-parametric method, "Gaussian Process".

In this analysis, we have only one model parameter, λ_g , related to the graviton mass by the expression, $\lambda_g = h/m_g c$ and the χ^2 has been summed over all the datapoints present in catalog. It can be seen easily that as $\lambda_g \rightarrow \infty$ or $m_g \rightarrow 0$ then $a_y(z, M_\Delta, \lambda_g)$ reduces to $a_n(z, M_\Delta)$ and $\chi^2 \rightarrow 0$. Hence it is obvious that the best fit value of m_g for which χ^2 would minimize (i.e. χ^2_{min}) is zero. To get a bound on graviton mass with 68.3% or 1σ confidence we put a threshold limit $\Delta\chi^2 < 1.0$, where $\Delta\chi^2 = \chi^2 - \chi^2_{min}$. Similarly for 90.0% (1.64σ), 95.5% (2σ) and 99.7% (3σ) confidence limits we have threshold limits at $\Delta\chi^2 = 2.71, 4$ and 9 respectively (see Fig. 1).

4 Result

The deviation of the Newtonian potential at large scales depends on how the total mass of galaxy cluster changes with respect to the radial distance. Presently, the weak

lensing and SZ effect related surveys enable us to find out the mass of these large celestial objects, i.e. galaxy clusters with great precision at a radial distance where all the clusters have the same density. In this work, we use two such catalogs, in which first one contains the mass estimates of 50 galaxy clusters calculated by using the weak lensing properties and defined as M_{200}^{WL} , M_{500}^{WL} , M_{1000}^{WL} and M_{2000}^{WL} . The second catalog contains the mass estimate of 182 galaxy cluster derived by using the SZ property of clusters and defined as M_{500}^{SZ} [Note: "Universal Pressure Profile" (UPP) of pressure distribution within the cluster has been used to estimate mass]. In the notation of mass, the subscript contains a number ($\Delta = 200, 500, 1000$ etc.), which represents the radial extent of cluster upto a region where the density of cluster is Δ times of the critical density of the universe.

The mass estimates of galaxy clusters indirectly depend upon the form of the potential. It requires input about the mass profiles for dark matter halos. In both datasets used in this analysis, dark mass distribution have been assumed to follow the NFW profile. This is an empirical mass profile identified in N-body simulations of structure formation and widely accepted in the literature [63, 64]. Since these simulations implicitly assume a Newtonian potential, it would not be quite correct to claim that this analysis is completely independent of any cosmological assumption.

As deduced from Fig. 1, Table 1 presents the bounds on the graviton mass obtained through different mass estimates of galaxy clusters at different confidence limits (1σ , 1.64σ , 2σ & 3σ). One obvious point that can be directly inferred from Fig. 2 as well as from Table. 1 is that as the length scale increases, the fractional change between the Newtonian & Yukawa acceleration profile $(a_n - a_y)/a_n$ becomes significant. In the left panel of Fig. 2, we explore this fractional change by using WL upto 2.3 Mpc length scale, where it becomes quite significant (approximately 15%). Similarly, in the right panel of Fig. 2, this difference is approximately 7% at a radial distance 1.3 Mpc which is calculated by using the mass

measurements of 182 galaxy clusters studied through the SZ effect. As expected this behaviour of increasing difference between the two potentials with increasing distance has been shown by all clusters irrespective of their redshift.

In this work, the strongest bound on the graviton mass obtained is $m_g < 5.9 \times 10^{-30}$ eV or $\lambda_g > 6.822$ Mpc by using M_{200}^{WL} estimate of 50 galaxy clusters within a 1σ confidence limit. The catalog having 182 independent mass measurements M_{500}^{SZ} of galaxy clusters, derived by SZ effects constrains the graviton mass to $m_g < 8.307 \times 10^{-30}$ eV or $\lambda_g > 5.012$ Mpc. We also notice that the graviton mass is seen to be sensitive to the length scale. It is clear from the bounds given in Table 1 that the graviton mass bounds improve as one moves out in the radial distance (i.e. from R_{2500} to R_{200}).

5 Conclusion

Galaxy clusters are the largest gravitationally bound objects in the Universe and occupy a special place in the hierarchy of cosmic structures. The observational characteristics of galaxy clusters can be extensively used to study the properties of the cluster galaxy population and those of the hot diffuse intracluster medium (ICM). In recent times many dedicated surveys, like Chandra, Newton, ACT, LoCuSS etc. have studied the X-ray properties, SZ effect and weak lensing properties of galaxy clusters. There has also been extensive work to probe different features of cosmology and alternative theories. However, there has not been much work on using galaxy clusters to test gravity and probe the graviton mass. The very first proposal of using galaxy cluster for probing graviton mass was given by Goldhaber and Nieto (GN74) [42]. They gave a rough estimate of graviton mass by assuming that the orbits of galaxies within galaxy clusters are gravitationally bound & closed and that the distance of outermost galaxies from the core of the Holmberg galaxy cluster is 580 kpc. GN74 further assumed that only Newtonian potential could give rise to such closed and bound orbits and obtained an upper limit on $m_g < 1.1 \times 10^{-29}$ eV. We call it a rough estimate because neither any statistically significant confidence limit had been defined on the upper limit nor any details about the complicated dynamics of galaxy cluster had been taken into account. The assumption that only a Newtonian potential can give bound and close orbits has been invalidated in several recent works [65–67]. Desai (2017) has made an effort to overcome these limitations of GN74 and improve the bounds on graviton mass from a galaxy cluster [45]. He used a single galaxy cluster Abell 1689 in order to compare the acceleration profile of the galaxy cluster calculated under both Newtonian as well as Yukawa framework. To find the mass enclosed within the galaxy cluster at any particular radius,

different mass distribution profiles of Dark matter, baryonic matter and galaxy distribution have been used [68–70, 74]. However both of these analysis use only a single galaxy cluster which also include many features of the models. We have made an effort to use the complete catalog of galaxy clusters and to obtain significantly stronger bounds on the mass of graviton.

In this work we also extended the same approach further and use the difference between the Newtonian and Yukawa acceleration profile to put bounds on graviton mass by using the mass estimates of galaxy clusters obtained by using weak lensing and SZ effect. However, it is important to emphasize that this analysis is not completely independent of any cosmological assumption. This is because these mass estimates are obtained by using the NFW and generalized NFW density profiles of dark matter halos. These density profiles are the outcome of N-body simulations of structure formation which are performed under a Newtonian framework. The ideal way out to overcome this limitation would be to run the N-body simulations in Yukawa gravity and refit all scaling relations and obtain separate mass estimates of galaxy clusters in the Yukawa gravity framework. But the N-body simulations in Yukawa gravity need the graviton mass as a prior input or else one would get the output as a function of the graviton mass. Hence it may not be much of a help in constraining the graviton mass in a self consistent way. Running such simulations at cluster scales is complicated since to use the Yukawa potential, we have to deal with multiple model parameters and density profiles which will further make the process highly sensitive to multiple parameters. We would like to add that in this work we have followed previous work where alternative gravity models (modified gravity models [71–73], chameleon gravity [75, 76], Galileon gravity [77] etc.) have been tested using galaxy cluster observations with a similar dependence on dark matter halo density profiles obtained from N-body simulations.

The main conclusion of our work is as follows;

- Instead of using a single galaxy cluster, (as used by Desai (2017) and GN74), we use the presently available observational catalogs of mass measurements of galaxy clusters at different cosmologically defined radii. The use of the complete catalogue including hundreds of independent observations averages out any possible random error contribution, which is not possible when using a single cluster.
- We write down the acceleration profile under Newtonian and Yukawa gravity, in terms of the cluster mass and Hubble parameter. The mass measurements of clusters are obtained through weak lensing and SZ effect scaling relations of galaxy clusters. These mass estimates are more reliable because the weak lensing and SZ effect of

Various bounds on graviton mass		
Hypothesis	Method	m_g (in eV)
Yukawa potential	1 σ bound from weak lensing power spectrum of cluster at $z=1.2$ [44]	6.00×10^{-32}
	Using Holmberg galaxy cluster by assuming scale size around 580 kpc [42]	1.10×10^{-29}
	1.64 σ (90%) bound from galaxy cluster Abell 1689 [45]	1.37×10^{-29}
	2 σ bound from the precession of Mercury [78]	7.20×10^{-23}
	1.64 σ (90%) bound using trajectories of S2 stars near the galactic center [46]	2.91×10^{-21}
	1σ bound from M_{200}^{WL} mass estimate of 50 galaxy cluster (This work)	5.90×10^{-30}
Dispersion Relation	1σ bound from M_{500}^{SZ} mass estimate of 182 galaxy cluster (This work)	8.31×10^{-30}
	90% upper limit from GW150914 [35]	1.20×10^{-22}
	90% upper bound from binary pulsar observations [36]	7.60×10^{-20}
	90% upper limit from GW170104 [37]	7.70×10^{-23}
	By studying the impacts of a m_g on the B-mode polarization of CMB [79]	$\sim 9.7 \times 10^{-33}$

Table 2: Some robust bounds on graviton mass m_g in eV obtained by using the phenomenological implications of massive gravity theories. For some more interesting works and detailed review see [32, 38, 46, 80, 81]

galaxy clusters provide direct observational results with least input assumptions about cluster dynamics. Moreover, no modelling or assumptions are required about the baryonic mass profile and galaxy distribution within the galaxy cluster in weak lensing studies of clusters, as required for instance in Desai’s work. However, it would not be quite correct to claim that this analysis is completely model independent because the NFW mass profile for dark matter halo has been used to derive the scaling relations.

- We also need the model independent values of the Hubble parameter $H(z)$ corresponding to each cluster. To find out $H(z)$ at the redshift of each cluster, we smoothen the observational dataset of $H(z)$ by using a model independent non-parametric smoothing technique, *Gaussian process* [see Fig. 3]. One point to be noted here is that the Hubble parameter enters the analysis through the expression for the critical density ρ_{cr} of the universe, which is an outcome of a flat FLRW universe. But in order to calculate the value of $H(z)$, we don’t use Λ CDM or any other cosmological model.

- The Yukawa potential decreases rather quickly in comparison to the Newtonian potential. For a given mass of the graviton of the order $m_g \sim 10^{-29} eV$ (i.e. $\lambda_g \sim 4$ Mpc), the fractional difference between the Yukawa and Newtonian acceleration is approximately 10^{-14} at a length scale of 1 pc, $\sim 10^{-10}$ at a length scale of 100 pc, $\sim 10^{-6}$ at a length scale of 10 kpc and of the order of 10^{-2} at a length scale of 1 Mpc. Hence, it becomes important to extend this analysis upto very large (Mpc) length scales to observe a significant difference between these potentials. In this work, the extended catalogs of galaxy clusters gives us an opportunity to probe the graviton mass by using the length scale beyond 2 Mpc, where the fractional difference between both potentials widens upto 15% and beyond. This is a significant improvement as compared to earlier studies.

In Table.1, we mention all possible bounds obtained in this analysis with different confidence levels (i.e. 68.3%, 90.0% 95.5% and 99.7% corresponding to 1σ , 1.64σ , 2σ

and 3σ). In Table 2, we summarize the bounds obtained on m_g using phenomenological approach. We finally conclude that;

- In this work, the strongest bound on graviton mass is obtained by using the catalog containing 50 independent mass measurement of galaxy cluster M_{200}^{WL} from weak lensing at a radial distance R_{200} . It is $m_g < 5.9 \times 10^{-30} eV$ with the corresponding Compton length $\lambda_g > 6.822$ Mpc within 1σ confidence interval. The bound on m_g from the catalog having 182 mass measurements of galaxy clusters M_{500}^{SZ} is $m_g < 8.307 \times 10^{-30} eV$ or $\lambda_g > 5.012$ Mpc.

- The bound on graviton mass estimated by using the M_{500}^{WL} and M_{500}^{SZ} are almost similar which seems to indicate some degree of consistency in the mass measurement methods (WL & SZ) of galaxy clusters.

With the ongoing and future surveys, our understanding of mass distribution in large scale structures like galaxies, clusters, super-clusters and filaments will improve and more reliable and precise bounds can be obtained using a similar method.

Acknowledgments

A.R. acknowledges support under a CSIR SRF scheme (Govt. of India, FNo. 09/045(1345/2014-EMR-I)). A.R. thanks Prof. T. R. Seshadri for useful suggestions and IUCAA Resource Center, University of Delhi for providing research facilities. Authors are also thankful to referee and S. Desai(IIT, Hyderabad) for useful comments.

References

- [1] A. Einstein, *The foundation of the general theory of relativity*, Annalen Phys. 49 (1916) 769.
- [2] S. G. Turyshev, *Experimental Tests of General Relativity*, Ann.Rev.Nucl.Part.Sci. 58 (2008) 207 [arXiv:0806.1731]
- [3] Y. Friedman & J. M. Steiner, *Predicting Mercury’s Precession using Simple Relativistic Newtonian Dynamics*, Europhysics Letters, 113 (2016) 39001 [arXiv:1603.02560].

- [4] F. W. Dyson, A. S. Eddington & C. Davidson, *A Determination of the Deflection of Light by the Sun's Gravitational Field, from Observations Made at the Total Eclipse of May 29, 1919*, Philosophical Transactions of the Royal Society of London. Series A, 220 (1919) 291.
S. G. Turyshev & V. T. Toth, *Diffraction of electromagnetic waves in the gravitational field of the Sun*, PRD 96 (2017) 024008 [arXiv:1704.06824].
- [5] I. Shapiro, *Fourth Test of General Relativity*, PRL 13 (1964) 26
T. Treu & P. J. Marshall, *Time Delay Cosmography*, A&A review 24 (2016) 07 [arXiv:1605.05333].
- [6] Z.Y. Wang et al., *Testing the Equivalence Principle and Lorentz Invariance with PeV Neutrinos from Blazar Flares*, PRL 116 (2016) 151101 [arXiv:1602.06805].
- [7] K. Nordtvedt, *Equivalence Principle for Massive Bodies. II. Theory*, Phys. Rev. 169 (1968) 1017.
- [8] T. Hans, *On the Effect of Rotating Distant Masses in Einstein's Theory of Gravitation*, Physikalische Zeitschrift 19 (1918) 33.
I. Ciufolini, *Measurement of the Lense-Thirring drag on high-altitude, laser-ranged artificial satellites*, PRL 56 (1986) 278.
- [9] W.T. Ni, *Solar-system tests of the relativistic gravity*, IJMPD 25 (2016) 1630003 [arXiv:1611.06025].
- [10] The LIGO Scientific Collaboration: B. Abbott et. al., *LIGO: The Laser Interferometer Gravitational-Wave Observatory*, Rept.Prog.Phys.72 (2009) 076901 [arXiv:0711.3041]
A. S. Hughes, *Probing strong-field gravity and black holes with gravitational waves*, [eprint arXiv:1002.2591].
- [11] W.D. Pozzo & A. Vecchio, *On tests of general relativity with binary radio pulsars*, MNRAS 462 (2016) L21 [arXiv:1606.02852].
- [12] D. Psaltis, *Probes and Tests of Strong-Field Gravity with Observations in the Electromagnetic Spectrum*, Living Reviews in Relativity 11 (2008) 61 [arXiv:0806.1531].
- [13] C. M. Will, *The Confrontation between General Relativity and Experiment*, Living Reviews in Relativity 17 (2014) 117 [arXiv:1403.7377].
- [14] L. Amendola & S. Tsujikawa, *Dark Energy: Theory and Observations*, Cambridge University Press, ISBN-13: 978-0521516006, 2010.
- [15] A. De Felice, & S. Tsujikawa, *$f(R)$ Theories*, Living Reviews in Relativity 13 (2010) 161 [arXiv:1002.4928].
- [16] J. Khoury & A. Weltman, *Chameleon Cosmology*, PRD 69 (2004) 044026 [arXiv:astro-ph/0309411].
- [17] N. Chow & J. Khoury, *Galileon Cosmology*, PRD 80 (2009) 024037 [arXiv:0905.1325].
- [18] T. Clifton et. al., *Modified Gravity and Cosmology*, Physics Reports 513 (2012) 01 [arXiv:1106.2476].
- [19] A. Joyce et. al., *Beyond the Cosmological Standard Model*, Physics Reports 568 (2015) 01 [arXiv:1407.0059].
- [20] C. Burrage & J. Sakstein, *Tests of Chameleon Gravity*, Living Reviews in Relativity 21 (2018) 01 [arXiv:1709.09071].
- [21] K. Hinterbichler, *Theoretical Aspects of Massive Gravity*, Rev. Mod. Phys. 84 (2012) 671 [arXiv:1105.3735].
- [22] L. Heisenberg, A. Refregier, *Cosmology in massive gravity with effective composite metric*, JCAP 09 (2016) 020 [arXiv:1604.07306].
- [23] M. Fierz & W. Pauli, *On relativistic wave equations for particles of arbitrary spin in an electromagnetic field*, Proc. Roy. Soc. Lond. A173 (1939) 211.
- [24] H. van Dam & M. J. G. Veltman, *Massive and massless Yang-Mills and gravitational fields*, Nucl. Phys. B22 (1970) 397.
- [25] A. I. Vainshtein, *To the problem of nonvanishing gravitation mass*, PLB 39 (1972) 393.
- [26] D. G. Boulware & S. Deser, *Can gravitation have a finite range ?*, PRD 06 (1972) 03368.
- [27] C. de Rham & G. Gabadadze, *Generalization of the Fierz-Pauli Action*, PRD 82 (2010) 044020 [arXiv:1007.0443].
- [28] D. Langlois et. al., *Scalar-tensor theories and modified gravity in the wake of GW170817*, 2017 [eprint arXiv:1711.07403].
- [29] L. Heisenberg & Shinji Tsujikawa, *Dark energy survivals in massive gravity after GW170817: SO(3) invariant*, (2017) [eprint arXiv:1711.09430].
- [30] G. R. Dvali, G. Gabadadze & M. Porrati, *4D gravity on a brane in 5D Minkowski space*, PLB 485 (2000) 208 [arXiv:hep-th/0005016].
- [31] L. Bernar et. al., *Bimetric gravity and dark matter*, Proceedings, 50th Rencontres de Moriond Gravitation : 100 years after GR, (2015) 43 [arXiv:1507.02802].
- [32] C. de Rham et. al., *Graviton Mass Bounds*, Rev. Mod. Phys. 89 (2017) 025004 [arXiv:1606.08462].
- [33] A. S. Goldhaber & M. M. Nieto, *Photon and Graviton Mass Limits*, Rev.Mod.Phys. 82 (2010) 939 [arXiv:0809.1003].
- [34] C. M. Will, *Bounding the mass of the graviton using gravitational-wave observations of inspiralling compact binaries*, PRD 57 (1998) 2061. [arXiv:gr-qc/9709011].
- [35] The LIGO and Virgo Scientific Collaboration: B. Abbott et. al., *Tests of general relativity with GW150914*, PRL 116 (2016) 221101 [arXiv:1602.03841].
- [36] R. N. Manchester et. al., *Detection of Gravitational Waves using Pulsar Timing*, Review talk at 12th Marcel Grossman Meeting, Paris (2010) [arXiv:1004.3602].
- [37] The LIGO and Virgo Scientific Collaboration: B. Abbott et. al., *GW170104: Observation of a 50-Solar-Mass Binary Black Hole Coalescence at Redshift 0.2*, PRL 118 (2017) 221101 [arXiv:1706.01812].
- [38] G. Dvali et. al., *The Accelerated universe and the moon*, PRD 68 (2002) 024012 [arXiv:hep-ph/0212069].
- [39] C. de Rham et. al., *Vainshtein Mechanism in Binary Pulsars*, PRD 87 (2012) 044025 [arXiv:1208.0580].
- [40] Y. Park & M. Wyman, *Detectability of Weak Lensing Modifications under Galileon Theories*, PRD 91 (2015) 064012 [arXiv:1408.4773].
- [41] M.G. Hare, *Mass of the Graviton*, Can. J. Phys. 51 (1973) 431.
- [42] A.S. Goldhaber & M.M. Nieto, *Mass of the graviton*, Goldhaber, PRD 09 (1974) 1119. [DOI:10.1103/PhysRevD.9.1119]

- [43] E. Holmberg, *A study of physical groups of galaxies*, Arkiv fr Astronomi 5 (1969) 305.
- [44] S.R. Choudhury et. al., *Probing large distance higher dimensional gravity from lensing data*, Astroparticle Physics 21 (2004) 559 [arXiv:hep-ph/0204161].
- [45] S. Desai, *Limit on graviton mass from galaxy cluster Abell 1689*, PLB 778 (2018) 325 [arXiv:1708.06502].
- [46] A. F. Zakharov et. al., *Constraining the range of Yukawa gravity interaction from S2 star orbits II: Bounds on graviton mass*, JCAP 05 (2016) 045 [arXiv:1605.00913].
- [47] A.F. Zakharov et. al., *Different ways to estimate graviton mass*, invited talk at the XXXI International Workshop on High Energy Physics [arXiv:1712.08339].
- [48] S. Borgani, *Cosmology with clusters of galaxies*, A Pan-Chromatic View of Clusters of Galaxies and the Large-Scale Structure Springer (2008) ISBN: 978-1-4020-6940-6 [arXiv:astro-ph/0605575].
- [49] M. Hattori et.al., *Gravitational Lensing in Clusters of Galaxies*, Progress of Theoretical Physics Supplement 133 (1999) 01 [arXiv:astro-ph/9905009].
- [50] H. Hoekstra & B. Jain, *Weak Gravitational Lensing and its Cosmological Applications*, Ann.Rev.Nucl.Part.Sci. 58 (2008) 99 [arXiv:0805.0139].
- [51] N. Okabe & G. P. Smith, *LoCuSS: Weak-lensing mass calibration of galaxy clusters*, MNRAS 461 (2016) 3794 [arXiv:1507.04493].
- [52] N. Okabe et.al., *LoCuSS: the mass density profile of massive galaxy clusters at $z=0.2$* , ApJ 769 (2013) L02 [arXiv:1302.2728].
- [53] N. Okabe et.al., *Subaru Weak-lensing Survey of Dark Matter Subhalos in the Coma Cluster: Subhalo Mass Function and Statistical Properties*, 784 (2014) 90 [arXiv:1304.2399].
- [54] J. F. Navarro , C. S. Frenk & S.D.M. White, *The Structure of Cold Dark Matter Halos*, ApJ 462 (1996) 563 [arXiv:astro-ph/9508025].
- [55] M. Birkinshaw, *The Sunyaev-Zel'dovich Effect* , Phys.Rept. 310 (1999) 97 [arXiv:astro-ph/9808050].
- [56] M. Arnaud et. al., *The universal galaxy cluster pressure profile from a representative sample of nearby systems (REXCESS) and the $Y_{SZ}-M_{500}$ relation*, A& A 517 (2010) A92 [arXiv:0910.1234].
- [57] M. Hasselfield et. al., *The Atacama Cosmology Telescope: Sunyaev-Zel'dovich selected galaxy clusters at 148 GHz from three seasons of data*, JCAP 07 (2013) 008 [arXiv:1301.0816].
- [58] M. Hilton et. al., *The Atacama Cosmology Telescope: The Two-Season ACTPol Sunyaev-Zel'dovich Effect Selected Cluster Catalog*, (2017) eprint arXiv:1709.05600.
- [59] A.Rana et. al., *Constraining cosmic curvature by using age of galaxies and gravitational lenses*, JCAP 03 (2017) 028 [arXiv:1611.07196].
- [60] C. E. Rasmussen & C.K.I. Williams, *Gaussian Processes for Machine Learning*, ISBN 026218253X.c MIT Press (2006). www.GaussianProcess.org/gpml
- [61] M. Seikel, C. Clarkson & M. Smith, *Reconstruction of dark energy and expansion dynamics using Gaussian processes*, JCAP 06 (2012) 036. [arXiv:1204.2832].
- [62] A.Rana et. al., *Probing the cosmic distance duality relation using time delay lenses*, JCAP 07 (2017) 010 [arXiv:1705.04549].
- [63] D. Merritt et. al., *A Universal Density Profile for Dark and Luminous Matter?*, ApJ. 624 (2005) L85 [arXiv:astro-ph/0502515]
- [64] J. An & H. Zhao, *Fitting functions for dark matter density profiles*, MNRAS 428 (2013) 2805 [arXiv:1209.6220].
- [65] E. Fischbach & C. L. Talmadge, *The Search for Non-Newtonian Gravity* , Springer (1999) [eBook ISBN 978-1-4612-1438-0].
- [66] D. M. Christodoulou, *A Physical Interpretation of the Titius-Bode Rule and its Connection to the Closed Orbits of Bertrand's Theorem*, [eprint arXiv:1705.09356].
- [67] R. Mukherjee & S. Sounda, *Single Particle Closed Orbit in Yukawa Potential*, [arXiv:1705.02444].
- [68] M. Limousin et.al., *Constraining the mass distribution of galaxies using galaxy-galaxy lensing in clusters and in the field*, MNRAS 356 (2005) 309 [arXiv:astro-ph/0405607].
- [69] T. M. Nieuwenhuizen, *How Zwicky already ruled out modified gravity theories without dark matter*, Fortschritte der Physik. 65 (2017) 1600050 [arXiv:1610.01543].
- [70] T. M. Nieuwenhuizen, *Do non-relativistic neutrinos constitute the dark matter?*, Europhysics Letters 86 (2009) 59001 [arXiv:0812.4552].
- [71] J.W. Moffat et.al. *Modified gravity and the cluster Abell 1689 acceleration data*, European Physical Journal Plus 132 (2017) 417 [arXiv:1611.05382]
- [72] I. de Martino, *A $f(R)$ -gravity model of the Sunyaev-Zeldovich profile of the Coma cluster compatible with Planck data* PRD 93 (2016) 124043. [arXiv:1605.08223]
- [73] B. Li et. al. *Cluster gas fraction as a test of gravity*, MNRAS 456 (2016) 146 [arXiv:1508.07366].
- [74] A. O. Hodson & H. Zhao, *Galaxy Cluster A1689 in Modified MOND, MOG and Emergent Gravity*, 2017 [arXiv:1703.10219].
- [75] A. Terukina et.al. *Testing chameleon gravity with the Coma cluster* JCAP 04 (2014) 013 [arXiv:1312.5083].
- [76] H. Wilcox et. al. *The XMM Cluster Survey: testing chameleon gravity using the profiles of clusters*, MNRAS 452 (2015) 1171 (arXiv:1504.03937).
- [77] A. Terukina et.al. *Testing a generalized cubic Galileon gravity model with the Coma Cluster*, JCAP 10 (2015) 064 (arXiv:1505.03692).
- [78] L.S. Finn & J. S. Patrick, *Bounding the mass of the graviton using binary pulsar observations*, PRD 65 (2002) 044022 [arXiv:gr-qc/0109049].
- [79] W. Lin, M. Ishak, *Testing gravity theories using tensor perturbations*, PRD 94 (2016) 123011 [arXiv:1605.03504].
- [80] A.F. Ali, S. Das, *Stringent theoretical and experimental bounds on graviton mass*, IJMPD 25 (2016) 1644001 [arXiv:1605.05928].
- [81] D.H. Eckhardt, J.L.G. Petaa & E. Fischbach, *Cosmological implications of massive gravitons*, New Astron. 15 (2010) 175 [arXiv:0909.2272].