

The Minimum Stretch Spanning Tree Problem for Typical Graphs *

Lan Lin¹, Yixun Lin^{2†}

¹ School of Electronics and Information Engineering, Tongji University,
Shanghai 200092, China.

² School of Mathematics and Statistics, Zhengzhou University, Zhengzhou 450001, China.

Abstract With applications in communication networks, the minimum stretch spanning tree problem is to find a spanning tree T of a graph G such that the maximum distance in T between two adjacent vertices is minimized. The problem has been proved to be NP-hard and fixed-parameter polynomial algorithms have been obtained for some special families of graphs. In this paper, we concentrate on the optimality characterizations for typical classes of graphs. We determine the exact results for the Petersen graph, the complete k -partite graphs, split graphs, generalized convex graphs, and several planar grids, including rectangular grids, triangular grids, and triangulated-rectangular grids.

Keywords communication network, spanning tree optimization, tree spanner, max-stretch, congestion.

2000 MR Subject Classification 90C27, 05C05

1 Introduction

Since Peleg et al.[22] in 1989, a series of tree spanner problems arise in connection with applications in distribution systems and communication networks (see survey [16]). A basic decision version of the tree spanner problems for a graph G is as follows: For a given integer k , is there a spanning tree T of G (called a tree k -spanner) such that the distance in T between every pair of vertices is at most k times their distance in G ? The corresponding optimization version of the problem is to find the minimum k such that there exists a tree k -spanner of G . This spanning tree optimization problem is referred to as *the minimum stretch spanning tree problem* and MSST for short [4, 6, 10, 18].

We formulate the problem formally. Let G be a simple connected graph with vertex set $V(G)$ and edge set $E(G)$. Given a spanning tree T of G , for $uv \in E(G)$, let $d_T(u, v)$ denote

*Supported by NSFC (61373106) and 973 Program of China (2010CB328101).

†Corresponding Author. E-mail address: linlan@tongji.edu.cn, linyixun@zzu.edu.cn

the distance between u and v in T , that is the length of the unique u - v -path in T . Then the *stretch* of a spanning tree T is defined by

$$\sigma_T(G, T) := \max_{uv \in E(G)} d_T(u, v). \quad (1)$$

Furthermore, the minimum stretch spanning tree problem is to determine

$$\sigma_T(G) := \min\{\sigma_T(G, T) : T \text{ is a spanning tree of } G\}. \quad (2)$$

This gives rise to a graph invariant $\sigma_T(G)$, called *the tree-stretch* of G . Here, we follow the notation $\sigma_T(G)$ in [10].

For an edge $e = uv$ not in T , the unique cycle in $T + e$ is called the *fundamental cycle* with respect to e . So, the above problem is equivalent to finding a spanning tree such that the length of a maximum fundamental cycle is minimized, where the tree-stretch $\sigma_T(G)$ is one less than the length of this cycle. This is precisely *the shortest maximal fundamental cycle problem* proposed by Galbiati [12]. As is well known, all fundamental cycles with respect to a spanning tree T constitute a basis of the *cycle space* of G [1]. Thus we have an optimal basis problem in the cycle space.

In the dual point of view, for each $e \in T$, the edge-cut between two components of $T - e$ is a fundamental edge-cut (cocycle). Let X_e be the vertex set of one of these components. Write $\partial(X_e) := \{uv \in E(G) : u \in X_e, v \notin X_e\}$. Then $\partial(X_e)$ is the *fundamental edge-cut* with respect to e , and $|\partial(X_e)|$ is called the *congestion* of edge e . The minimum congestion spanning tree problem, proposed by Ostrovskii [20] in 2004, is to determine

$$c_T(G) := \min\{\max_{e \in T} |\partial(X_e)| : T \text{ is a spanning tree of } G\}.$$

This graph invariant $c_T(G)$ is called *the tree-congestion* of G .

Admittedly, the tree-congestion $c_T(G)$ is a variant of the cutwidth $c(G)$ of G and the tree-stretch $\sigma_T(G)$ is a variant of the bandwidth $B(G)$ of G (see surveys [8, 9]). In the circuit layout of VLSI designs and network communication, the quality of an embedding is usually evaluated by two parameters, namely, the dilation and the congestion. The dilation motivates the bandwidth problem and the congestion leads to the cutwidth problem.

So far the main concern of the tree spanner problems is in the algorithmic aspects, including the NP-hardness [4, 5, 6, 10, 12], the fixed-parameter polynomial algorithms [4, 5, 10, 11], and the approximability [12]. Moreover, for the characterization problem, it is known that determining $\sigma_T(G) \leq 2$ is polynomially solvable [6], while determining $\sigma_T \leq k$ for $k \geq 4$ is NP-complete. A long-standing open problem is to characterize $\sigma_T(G) = 3$. In this respect, it is significant to determine exact value of $\sigma_T(G)$ for typical classes of graphs.

The minimum congestion spanning tree problem has been studied extensively in the literature. On the complexity aspect, the NP-hardness even for chain graphs or split graphs was shown in [19]. Linear time algorithms for fixed parameter k and for planar graphs, bounded-degree graphs and treewidth bounded graphs were presented in [3]. Additionally, determining the exact values of $c_T(G)$ for special graphs has found an increasing interest

during the last decade, for example:

- The complete graphs K_n , the complete bipartite graphs $K_{m,n}$, and the planar grids $P_m \times P_n$ [7, 14].
- The complete k -partite graphs K_{n_1, n_2, \dots, n_k} and the torus grids $C_m \times C_n$ [7, 15].
- The triangular grids T_n [21].
- The k -outerplanar graphs [2].

Motivated by the above results on $c_T(G)$, our goal is to investigate the dual invariant $\sigma_T(G)$ for some basic families of graphs. The main results are parallel to those for $c_T(G)$.

The remaining of the paper is organized as follows. In Section 2, we present a basic lower bound by using the girth and derive the exact results for K_n , C_n , $K_{m,n}$, the Petersen graph, etc. In Section 3, we characterize K_{n_1, n_2, \dots, n_k} , split graphs and generalized convex graphs. Section 4 is devoted to the exact representations for a class of plane graphs, including rectangular grids $P_m \times P_n$, triangular grids T_n , and triangulated-rectangular grids $T_{m,n}$.

2 Elementary properties

We shall follow the graph-theoretic terminology and notation of [1]. Let G be a simple connected graph on n vertices with vertex set $V(G)$ and edge set $E(G)$. For a subset $S \subseteq V(G)$, the *neighbor set* of S is defined by $N_G(S) := \{v \in V(G) \setminus S : u \in S, uv \in E(G)\}$. We abbreviate $N_G(\{v\})$ to $N_G(v)$ for a vertex $v \in V(G)$. For $S \subseteq V(G)$, we denote by $G[S]$ the subgraph induced by S . For an edge $e \in E(G)$, denote by $G - e$ the graph obtained from G by deletion of e . For an edge e not in $E(G)$, denote by $G + e$ the graph obtained from G by addition of e .

Let T be a spanning tree of G . As usual, the spanning tree T is regarded as a set of edges. The *cotree* \bar{T} of T is defined as the complement of T in $E(G)$, namely $\bar{T} = E(G) \setminus T$. For each $e \in \bar{T}$, the unique cycle in $T + e$ is a fundamental cycle, determined by the cotree edge e . The tree-stretch $\sigma_T(G)$ is the minimum $\sigma_T(G, T)$ over all spanning trees T of G , and a spanning tree T that minimizes $\sigma_T(G, T)$ is called an *optimal tree*.

Let P_n, C_n, K_n denote the path, the cycle, the complete graph, respectively, on n vertices. The *join* of two graphs G and H , denoted $G \vee H$, is the union of G and H and adding edges from every vertex of G to every vertex of H . For example, $W_n = K_1 \vee C_{n-1}$ is the wheel on n vertices, $K_{m,n} = \bar{K}_m \vee \bar{K}_n$ is the complete bipartite graph with (m, n) partition. The *cartesian product* of two graphs G and H , denoted $G \times H$, is the graph with vertex set $V(G) \times V(H)$ and two vertices (u, v) and (u', v') are adjacent if and only if either $[u = u' \text{ and } vv' \in E(H)]$ or $[v = v' \text{ and } uu' \in E(G)]$. For example, $P_m \times P_n$ is the rectangular grid, $C_m \times C_n$ is the torus grid.

A *block* of G is a subgraph of G which contains no cut vertices and it is maximal with respect to this property. Two blocks of G have at most one vertex (a cut vertex) in common. As each fundamental cycle is contained in a block, we have the following.

Proposition 2.1. If G has blocks G_1, G_2, \dots, G_k , then

$$\sigma_T(G) = \max_{1 \leq i \leq k} \sigma_T(G_i).$$

So, we may assume that G is itself a block, that is a 2-connected graph (for $n \geq 3$). It is trivial that $\sigma_T(G) = 1$ iff G is a tree. The *girth* of G is the length of a shortest cycle in G . By definition, we have a lower bound as follows.

Proposition 2.2. Let $g(G)$ be the girth of G . Then $\sigma_T(G) \geq g(G) - 1$.

Several graphs attain this lower bound by choosing suitable spanning trees. The following are some examples (see Figure 1, in which the spanning trees are depicted by solid lines, while the cotrees by dotted lines).

Proposition 2.3. The following graphs have $\sigma_T(G) = g(G) - 1$:

- (1) $\sigma_T(K_n) = 2$ for the complete graphs K_n ($n \geq 3$).
- (2) $\sigma_T(C_n) = n - 1$ for the cycles C_n ($n \geq 3$).
- (3) $\sigma_T(W_n) = 2$ for the wheels $W_n = C_{n-1} \vee K_1$ ($n \geq 4$).
- (4) $\sigma_T(D_n) = 2$ for the diamonds $D_n = K_2 \vee K_{n-2}$ ($n \geq 4$).
- (5) $\sigma_T(K_{m,n}) = 3$ for the complete bipartite graphs $K_{m,n}$ ($m, n \geq 2$).
- (6) $\sigma_T(P_3 \times P_n) = 3$ for special planar grids $P_3 \times P_n$ ($n \geq 2$).
- (7) $\sigma_T(G) = 4$ for the Petersen graph G .

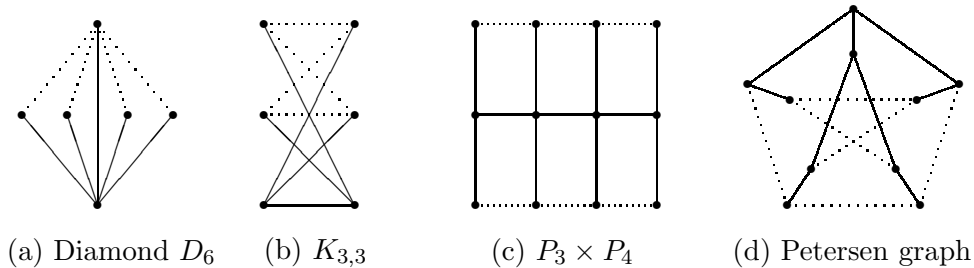


Figure 1. Examples in Proposition 2.3.

Proof. (1) The complete graph K_n ($n \geq 3$) has girth $g(K_n) = 3$ and a star $K_{1,n-1}$ is an optimal tree. (2) The cycle C_n ($n \geq 3$) has the unique fundamental cycle itself. (3) The wheel $W_n = C_{n-1} \vee K_1$ has girth 3 and the star $K_{1,n-1}$ is an optimal tree. (4) The diamond D_n has girth 3 and the star $K_{1,n-1}$ is an optimal tree (see Figure 1(a)). (5) Let G be a complete bipartite graph $K_{m,n}$ with bipartition (X, Y) where $|X| = m, |Y| = n$ ($m, n \geq 2$). Then G has girth 4. We can construct a spanning tree T by taking a star $K_{1,n}$ with center $x \in X$ and a star $K_{1,m}$ with center $y \in Y$ (which is called a *double star* with diameter three, see Figure 1(b)). Then each fundamental cycle with respect to T has length 4, and thus T is optimal. (6) For the planar grid $P_3 \times P_n$, the girth is 4 and the ‘caterpillar’ with leaves on the boundary of outer face is an optimal tree (see Figure 1(c)). (7) For the Petersen graph G , the girth is 5 and we take the spanning tree T as shown in Figure 1(d). Then every fundamental cycle with respect to T has length 5. This completes the proof. \square

It is interesting to characterize the graphs satisfying Proposition 2.3, namely, those graphs having a spanning tree that every fundamental cycle is a shortest cycle. We shall see more examples in the next section.

3 Characterization of low stretch graphs

This section is intended to approach the open problem of characterizing $\sigma_T(G) = 3$. Madanlel et al. [18] showed that $\sigma_T(G) \leq 3$ for all interval and permutation graphs, and that a regular bipartite graph G has $\sigma_T(G) \leq 3$ if and only if it is complete. Moreover, Brandstädt et al. [5] showed $\sigma_T(G) = 3$ for bipartite ATE-free graphs and convex graphs. Here, an ATE (asteroidal triple of edges) in a graph G is a set A of three edges that for any two edges $e_1, e_2 \in A$, there is a path from e_1 to e_2 that avoids the neighborhood of the third edge e_3 (the neighborhood of uv is $N_G(u) \cup N_G(v)$). An ATE-free (asteroidal-triple-edge-free) graph is one which does not contain any ATE. The bipartite convex graphs form a special class of bipartite ATE-free graphs. A bipartite graph G with bipartition (X, Y) is said to be *convex* if Y can be ordered as $Y = \{y_1, y_2, \dots, y_n\}$ such that the neighbor set $N_G(x_i)$ is a consecutive sequence in Y for each $x_i \in X$. We present more results in this context.

3.1 Complete k -partite graphs

Let $\{V_1, V_2, \dots, V_k\}$ be a partition of $V(G)$ with $n_i = |V_i|$ ($1 \leq i \leq k$). The complete k -partite graph K_{n_1, n_2, \dots, n_k} with $k \geq 2$ is a graph such that $uv \in E(G)$ if and only if $u \in V_i$ and $v \in V_j$ for $i \neq j$.

Theorem 3.1. Suppose that $n_1 \leq n_2 \leq \dots \leq n_k$ and $k \geq 3$. Then

$$\sigma_T(K_{n_1, n_2, \dots, n_k}) = \begin{cases} 2, & \text{if } n_1 = 1 \\ 3, & \text{otherwise.} \end{cases}$$

Proof. Let $G = K_{n_1, n_2, \dots, n_k}$ ($k \geq 3$). Obviously, the girth of G is 3. When $n_1 = 1$, we can construct a spanning tree as a star centered at the unique vertex of V_1 . Then all fundamental cycles are triangles, and thus $\sigma_T(G) = 2$. When $n_1 \geq 2$, we will show that for any spanning tree T , $\sigma_T(G, T) \geq 3$. By letting $X = V_2 \cup \dots \cup V_k$, we have a complete bipartite graph G' of bipartition (V_1, X) . There are two cases to consider.

(i) The spanning tree T contains no edges between vertices in X . Then T is a spanning tree of G' and a fundamental cycle with respect to T in G' is one in G . As G' is bipartite, a fundamental cycle in G' has length at least 4, whence $\sigma_T(G, T) \geq 3$.

(ii) The spanning tree T contains some edges between vertices in X . Suppose that $xy \in T$ with $x \in V_i$ and $y \in V_j$ ($2 \leq i < j \leq k$). Let $u \in V_1$ be such that $d_T(u, x) < d_T(u, y)$. If $d_T(u, x) \geq 2$, then $d_T(u, y) \geq 3$, thus $\sigma_T(G, T) \geq 3$. Otherwise $ux \in T$. Take $z \in V_i, z \neq x$. Then $d_T(x, z) \geq 2$. If the path P_{xz} in T contains u , then $d_T(y, z) \geq 3$. Otherwise $d_T(u, z) \geq 3$, whence $\sigma_T(G, T) \geq 3$.

On the other hand, we can construct a spanning tree T in the complete bipartite graph G' as a double star (as in Proposition 2.3(5)). Then for an edge between the vertices of V_1 and X , the fundamental cycle has length four, while for an edge between the vertices of X , the fundamental cycle has length three. Thus $\sigma_T(G, T) = 3$. This completes the proof. \square

3.2 Split graphs

A graph G is a *split graph* if its vertex set $V(G)$ can be partitioned into a clique X of G and an independent set Y of G . For split graphs, [19] showed that the spanning tree congestion problem is NP-complete. However, the dual problem is easy. It has been known in [4, 23] that $\sigma_T(G) \leq 3$ for split graphs G . Here we describe a precise characterization as follows.

Theorem 3.2. For a split graph G (apart from a tree), $\sigma_T(G) = 2$ if and only if there exists a vertex $x_0 \in X$ such that every vertex $y \in Y \setminus N_G(x_0)$ is a pendant vertex (of degree one). Otherwise $\sigma_T(G) = 3$.

Proof. If there exists a vertex $x_0 \in X$ such that every vertex $y \in Y \setminus N_G(x_0)$ is pendant, then we can construct a spanning tree T^* by the star with edges from x_0 to $N_G(x_0)$, and by joining each remaining vertex $y \in Y \setminus N_G(x_0)$ to its unique neighbor in X . Then for any $x, x' \in X$, we have $d_{T^*}(x, x') \leq 2$. For any edge $xy \in E(G)$ with $x \in X$ and $y \in N_G(x_0)$, the path between x and y in T^* is either x_0y or xx_0y , thus $d_{T^*}(x, y) \leq 2$. For any edge $xy \in E(G)$ with $x \in X$ and $y \in Y \setminus N_G(x_0)$, we have $x \neq x_0$. Then x is the unique neighbor of y , thus $d_{T^*}(x, y) = 1$. Therefore $\sigma_T(G, T^*) = 2$ and so $\sigma_T(G) = 2$.

Conversely, if $\sigma_T(G) = 2$, then there is a spanning tree T such that $\sigma_T(G, T) = 2$. This spanning tree T restricted in $G[X]$ must be a star with center x_0 . For otherwise there would be $x, x' \in X$ such that $d_T(x, x') \geq 3$. If a vertex $y \in Y \setminus N_G(x_0)$ is adjacent to two vertices $x_1, x_2 \in X$ (where $yx_1 \in T$), then the fundamental cycle $yx_1x_0x_2$ has length greater than three, which contradicts $\sigma_T(G, T) = 2$.

Furthermore, we show that $\sigma_T(G) \leq 3$ in any case. To this end, we construct a spanning tree T as follows. We choose a vertex $x_0 \in X$ arbitrarily and take the star from x_0 to $N_G(x_0)$, and join each vertex $y \in Y \setminus N_G(x_0)$ to a neighbor in X . For any $x, x' \in X$, we have $d_T(x, x') \leq 2$. For any edge $xy \in \bar{T}$ with $x \in X$ and $y \in N_G(x_0)$, the path between x and y in T is xx_0y , thus $d_T(x, y) = 2$. If there is an edge $xy \in \bar{T}$ with $x \in X$ and $y \in Y \setminus N_G(x_0)$, and $yx' \in T$, then the path between x and y in T is $xx_0x'y$. Thus $d_T(x, y) = 3$. Therefore, $\sigma_T(G, T) \leq 3$ and so $\sigma_T(G) \leq 3$. This completes the proof. \square

3.3 Generalized convex graphs

A bipartite graph G with bipartition (X, Y) is a *chain graph* if there is an order x_1, x_2, \dots, x_m in X such that $N_G(x_1) \subseteq N_G(x_2) \subseteq \dots \subseteq N_G(x_m)$. Previously, [19] showed that the minimum congestion spanning tree problem is NP-hard even for chain graphs. However, the counterpart in the tree-stretch problem is quite easy, since a chain graph is a special convex

graph and $\sigma_T(G) \leq 3$ is known in [5].

Now we consider a generalization of convex graphs. A subset family \mathcal{F} is called *laminar* (or *nested*) if for any two sets $A, B \in \mathcal{F}$, at least one of $A \setminus B, B \setminus A, A \cap B$ is empty, that is, $A \cap B \neq \emptyset \Rightarrow A \subseteq B$ or $B \subseteq A$.

Definition. A bipartite graph G with bipartition (X, Y) is a *generalized convex graph* if there exists a tree $\tau(Y)$ on the vertex set Y such that for each $x_i \in X$, the neighbor set $Y_i = N_G(x_i)$ induces a subpath in $\tau(Y)$ and the subset family $\Sigma = \{Y_i : x_i \in X\}$ satisfies the following

Laminar property For each maximal subset $Y_0 \in \Sigma$ (there exists no $Y_i \in \Sigma$ such that $Y_0 \subset Y_i$), the subset family $\{Y_i \setminus Y_0 : Y_i \cap Y_0 \neq \emptyset, Y_i \in \Sigma\}$ is laminar.

For a convex graph G , $\tau(Y)$ is itself a path and the subset family $\Sigma = \{Y_i : x_i \in X\}$ can be regarded as a set of intervals on the line of $\tau(Y)$. For each maximal interval $Y_0 \in \Sigma$, if $Y_i \cap Y_0 \neq \emptyset, Y_j \cap Y_0 \neq \emptyset$, then $Y_i \setminus Y_0$ and $Y_j \setminus Y_0$ is either disjointed or one is included in another. Hence the subset family $\{Y_i \setminus Y_0 : Y_i \cap Y_0 \neq \emptyset, Y_i \in \Sigma\}$ is laminar. Thus the above definition is indeed a generalization of that of convex graphs. Moreover, a generalized convex graph is not necessarily an ATE-free graph. For example, when $\tau(Y)$ is not a path, let y_1, y_2, y_3 be three leaves (pendant vertices) of $\tau(Y)$ in different branches such that there is a path from y_i to y_j that avoids the neighborhood of y_k (for $\{i, j, k\} = \{1, 2, 3\}$). Then the three edges e_1, e_2, e_3 incident with y_1, y_2, y_3 , respectively, in G constitute an ATE.

We are going to show that $\sigma_T(G) = 3$ for generalized convex graphs. Since a bipartite graph (apart from a tree) has girth $g(G) = 4$, we have $\sigma_T(G) \geq 3$. It suffices to construct an optimal spanning tree with stretch three.

Let $\Sigma = \{Y_1, Y_2, \dots, Y_m\}$ be the family of neighbor sets, where $Y_i = N_G(x_i)$ for $x_i \in X$ ($1 \leq i \leq m$). By assumption, we are given a tree $\tau(Y)$ on Y that each Y_i induces a subpath of it ($1 \leq i \leq m$). Suppose that Y_1 contains a leaf (pendant vertex) of $\tau(Y)$ and it is maximal in Σ in the sense of inclusion. We consider this leaf as the root of the tree. Starting with Y_1 , we define the *level sets* L_k in Σ by the following procedure:

- (i) Define $L_1 := \{Y_1\}$. Set $\Sigma := \Sigma \setminus L_1$ and $k := 1$.
- (ii) For each $Y_i \in L_k$, if $Y_j \in \Sigma$ satisfies that $Y_i \cap Y_j \neq \emptyset, Y_j \setminus Y_i \neq \emptyset$, and $Y_i \cup Y_j$ is maximal (i.e., there is no other Y_l such that $Y_i \cap Y_l \neq \emptyset, Y_l \setminus Y_i \neq \emptyset$, and $Y_i \cup Y_j \subset Y_i \cup Y_l$), then Y_j is called a *successor* of Y_i (and Y_i is the *predecessor* of Y_j). Let L_{k+1} be the set of successors of Y_i for all $Y_i \in L_k$.
- (iii) Set $\Sigma := \Sigma \setminus L_{k+1}$ and $k := k + 1$. If $\bigcup_{Y_i \in L_1 \cup L_2 \cup \dots \cup L_k} Y_i = Y$, then let $h := k$ and stop, else go to (ii).

By this procedure, we construct the level sets L_1, L_2, \dots, L_h . Let $\Sigma^* := \bigcup_{1 \leq k \leq h} L_k$, which is a subfamily of Σ . For all neighbor sets Y_i in Σ^* , no one is contained in another, and they constitute a cover of Y . Also, they can be regarded as a directed tree rooted at Y_1 and running down level by level. If Y_j and Y_l are successors of Y_i in this directed tree, then by the laminar property, we see that $(Y_j \setminus Y_i) \cap (Y_l \setminus Y_i) = \emptyset$. Also, for $Y_i \in L_{k-1}$ and $Y_j \in L_{k+1}$, we have $Y_i \cap Y_j = \emptyset$.

In this situation, there may be some neighbor sets $Y_q \in \Sigma \setminus \Sigma^*$, which are discarded in the

above procedure. For each $Y_q \in \Sigma \setminus \Sigma^*$, there must be a $Y_i \in L_k$ and its successor $Y_j \in L_{k+1}$ such that $Y_i \cap Y_q \neq \emptyset$, and $Y_i \cup Y_q \subseteq Y_i \cup Y_j$. For otherwise we may choose Y_q in the above procedure.

By means of the level structure $\{L_1, L_2, \dots, L_h\}$, we construct the spanning tree T by the following algorithm.

Construction Algorithm

-
- (1) For $L_1 = \{Y_1\}$, construct a star T_1 with center x_1 and all leaves $y \in Y_1$. Set $T := T_1$ and $k := 1$.
 - (2) For each neighbor set $Y_i \in L_k$, consider a successor $Y_j \in L_{k+1}$, and construct a star T_j with center x_j and all leaves $y \in (Y_j \setminus Y_i) \cup \{\bar{y}\}$, where \bar{y} is the last vertex in $Y_i \cap Y_j$ (according to the order of the path of Y_i). Set $T := T \cup T_j$. Repeat this step for all successors of Y_i and all $Y_i \in L_k$.
 - (3) Set $k := k + 1$. If $k < h$, then go to (2).
 - (4) For each neighbor set $Y_q \in \Sigma \setminus \Sigma^*$, suppose that $Y_i \cap Y_q \neq \emptyset$ and $Y_q \subseteq Y_i \cup Y_j$ for some $Y_i \in L_k$ and its successor $Y_j \in L_{k+1}$. Let \bar{y} be the last vertex in $Y_i \cap Y_q$. Then set $T := T \cup \{x_q \bar{y}\}$.
-

We claim that the output T of the above algorithm is indeed a spanning tree of G . In fact, we first construct a star T_1 with center x_1 for level L_1 . When $Y_i \in L_k$ has been considered, we have a star T_i with center x_i . Then we consider a successor $Y_j \in L_{k+1}$ of Y_i and add a star T_j . Since the stars T_i and T_j have only one leaf in common, $T_i \cup T_j$ is connected and contains no cycles, and thus is a tree. If Y_i has another successor Y_l , then by the laminar property, we have $(Y_j \setminus Y_i) \cap (Y_l \setminus Y_i) = \emptyset$. Then T_l and T_i have one leaf in common, T_l and T_j have at most one leaf in common (if the $\bar{y} \in Y_i$ is the same for T_l and T_j). Hence $T_i \cup T_j \cup T_l$ is also a tree. In this way, we construct a set of stars in which any two stars have at most one leaf in common. So we obtain a tree T in Steps (1)-(3). In Step (4), we add more pendant edges (with new leaves x_q) to T . Additionally, all vertices of G are considered when the algorithm terminates. Therefore T is finally a spanning tree.

Theorem 3.3. For a generalized convex graph G (apart from a tree), it holds that $\sigma_T(G) = 3$.

Proof. We proceed to show that the spanning tree T constructed by the above algorithm has stretch three. For each cotree-edge $e \in \bar{T}$, there are two cases to consider:

Case 1: $e = x_j y$ with $Y_j \in L_k$ for some L_k in σ^* . Let $Y_i \in L_{k-1}$ be the predecessor of Y_j . Then $y \in Y_i \cap Y_j$. Thus $x_i y, x_i \bar{y}$ and $x_j \bar{y}$ are contained in T (where \bar{y} is the last vertex in $Y_i \cap Y_j$). Hence $e = x_j y$ and these three edges in T constitute the fundamental cycle with respect to e , which has length four.

Case 2: $e = x_q y$ with $Y_q \in \Sigma \setminus \Sigma^*$. Then there is some $Y_i \in L_k$ and its successor $Y_j \in L_{k+1}$ such that $Y_i \cap Y_q \neq \emptyset$ and $Y_q \subseteq Y_i \cup Y_j$. If $y \in Y_i$ (say $Y_q \subseteq Y_i$), then $x_i y, x_i \bar{y}, x_q \bar{y} \in T$ (where

\bar{y} is the last vertex in $Y_i \cap Y_q$). Thus $e = x_q y$ and these three edges in T constitute the fundamental cycle with respect to e , which has length four. If $y \in Y_j \setminus Y_i$, then by the laminar property, $Y_q \setminus Y_i \subseteq Y_j \setminus Y_i$. Let \bar{y} be the last vertex in $Y_i \cap Y_j$. Then $\bar{y} \in Y_q$ and $x_j y, x_j \bar{y}, x_q \bar{y} \in T$. Thus these three edges in T and $e = x_q y \notin T$ also yield a length four fundamental cycle.

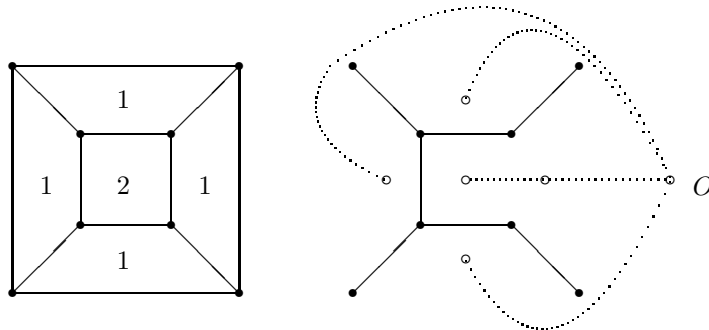
To summarize, for every cotree-edge $e \in \bar{T}$, the fundamental cycle with respect to e has length four. Therefore, $\sigma_T(G, T) = 3$ and the theorem is proved. \square

4 Planar grids

It is known that the minimum stretch spanning tree problem is NP-hard for planar graphs in general [10]. We discuss some planar grids in this section.

Let G be a simple connected planar graph. Suppose that we have a planar embedding of G on the plane so that it is a *plane graph*. For a face f of G , the degree of f , denoted by $d(f)$, is the number of edges in its boundary. Our approach is based on the spanning trees of the dual graph. The dual graph G^* of G is defined as follows. Each face f of G (including the outer face) corresponds to a vertex f^* in G^* , and each edge e of G corresponds to an edge e^* of G^* in such a way that two vertices f^* and g^* are joined by an edge e^* in G^* if and only if their corresponding faces f and g are separated by the edge e in G . We may place each vertex f^* in the face f of G and draw each edge e^* to cross the edge e of G exactly once. This dual graph G^* is also a plane graph.

A prominent property of duality is: A cycle C of G corresponds an edge-cut (cocycle) C^* of G^* , and an edge-cut B of G corresponds a cycle B^* of G^* . In particular, for a spanning tree T of G , the cotree \bar{T} corresponds to a spanning tree \bar{T}^* of G^* . A fundamental cycle with respect to T in G corresponds to a fundamental edge-cut with respect to \bar{T}^* in G^* (see [1] for details). For example, the cube Q_3 is shown in Figure 2(a) and a spanning tree T with solid lines in Figure 2(b). Meanwhile, the spanning tree \bar{T}^* with dotted lines of the dual graph G^* is also drawn in Figure 2(b), in which the vertices of faces are represented by small circles and the vertex of outer face is denoted by O .



(a) The cube Q_3 (b) Spanning trees of Q_3 and its dual

Figure 2. The cube Q_3 and its spanning trees.

For a face f of plane graph G (a vertex of G^*), we define the *level* of f , denoted by $\lambda(f)$,

to be the length of a shortest path from the vertex f to the vertex O of outer face in G^* . We denote by L_i the set of faces having level i ($i = 0, 1, \dots$). Then the levels can be determined by the following procedure:

- (i) Let $\lambda(O) = 0$ and $L_0 = \{O\}$.
- (ii) If L_i has been defined, then for any face f whose level $\lambda(f)$ is not defined and it is adjacent to a face $g \in L_i$, set $\lambda(f) = i + 1$.

For example, the levels of the faces in Q_3 are shown in Figure 2(a) by the number in each face (except O with level 0), where $|L_1| = 4, |L_2| = 1$. Here, we first consider the outer vertex O as the root. Then, all vertices in L_1 have the same predecessor O . In general, when $\lambda(f) = i + 1$ is defined in terms of an adjacent vertex $g \in L_i$, g is the predecessor of f . Thus, a rooted tree (called *search tree*) is obtained level by level. In this respect, we define the *maximum level* of G by

$$\lambda_{\max}(G) := \max_{f \in F} \lambda(f),$$

where F is the set of the faces of G . This is the height of the search tree.

4.1 Rectangular grids

First, we consider the rectangular grids $G = P_m \times P_n$ ($2 \leq m \leq n$) on the plane. Let $V(G) := \{(i, j) : 1 \leq i \leq m, 1 \leq j \leq n\}$ denote the vertex set of G , and (i, j) is adjacent to (i', j') if $|i - i'| + |j - j'| = 1$ (see Figure 3(a)). Similar to the notation of matrices, we may call $R_i := \{(i, j) : 1 \leq j \leq n\}$ the i -th row, and $Q_j := \{(i, j) : 1 \leq i \leq m\}$ the j -th column. The edges in the rows are called *horizontal edges*. The edges in the columns are called *vertical edges*.

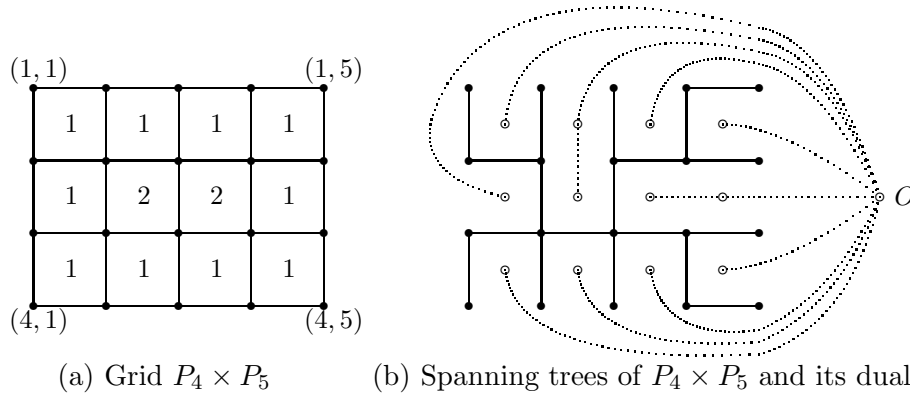


Figure 3. Grid $P_4 \times P_5$ and spanning trees.

Hruska [14] proved the tree-congestion as follows ($m \leq n$):

$$c_T(P_m \times P_n) = \begin{cases} m, & \text{if } m = n \text{ or } m \text{ odd} \\ m + 1, & \text{otherwise.} \end{cases}$$

In the following we derive a similar formula for the tree-stretch:

Theorem 4.1. For the rectangular grids $P_m \times P_n$ with $2 \leq m \leq n$, we have

$$\sigma_T(P_m \times P_n) = 2 \left\lfloor \frac{m}{2} \right\rfloor + 1.$$

Proof. Let $G = P_m \times P_n$ ($2 \leq m \leq n$). We first show that

$$\lambda_{\max}(G) = \left\lfloor \frac{m}{2} \right\rfloor.$$

By induction on m . When $m = 2, 3$, all faces have level 1, so $\lambda_{\max}(G) = 1$ and the assertion holds. Assume that $m \geq 4$ and the assertion holds for smaller m . We delete the boundary of the outer faces from G (the vertices and the edges on this boundary are deleted). Then the remaining graph is $G' = P_{m-2} \times P_{n-2}$. In this transformation, all faces with level 1 are removed. Therefore $\lambda_{\max}(G) = \lambda_{\max}(G') + 1$. By induction hypothesis, $\lambda_{\max}(G') = \lfloor (m-2)/2 \rfloor$. Hence

$$\lambda_{\max}(G) = \left\lfloor \frac{m-2}{2} \right\rfloor + 1 = \left\lfloor \frac{m}{2} \right\rfloor.$$

For example, the levels of $P_4 \times P_5$ are shown in Figure 3(a) and $\lambda_{\max} = \lfloor m/2 \rfloor = 2$.

We next show the lower bound

$$\sigma_T(G) \geq 2\lambda_{\max} + 1. \quad (3)$$

In fact, let T be any given spanning tree of G . Then the cotree \bar{T} determines a spanning tree \bar{T}^* in G^* . Suppose that f_0 is a face with the maximum level λ_{\max} . For brevity, we still denote its vertex in G^* by f_0 and write $\lambda = \lambda_{\max}$. Then the distance between f_0 and O in \bar{T}^* is at least λ . Let P^* be the path from f_0 to O in \bar{T}^* with the last edge e_0^* incident with O . The tree-edge e_0^* in the spanning tree \bar{T}^* determines a fundamental edge-cut $C^* = \partial(X_{e_0^*})$, where $\bar{T}^* - e_0^*$ has two components and $X_{e_0^*}$ is the vertex set of the component containing P^* . Then this fundamental edge-cut C^* with respect to \bar{T}^* in G^* corresponds to a fundamental cycle C with respect to T in G . So, this fundamental cycle C is determined by the cotree edge e_0 on the boundary of the outer face that corresponds to the edge e_0^* in P^* . Note that all faces in P^* (with labels $1, 2, \dots, \lambda$) are contained in the region surrounded by C . Without loss of generality, assume that e_0 is on the row R_1 . We draw λ horizontal straight lines passing through the centers of square faces of P^* . Then each of these straight lines intersects C at two vertical edges. Besides, C must have at least two more horizontal edges. Hence C has length at least $2\lambda + 2$. Consequently, for any spanning tree T , we find a fundamental cycle C with length at least $2\lambda + 2$. By the arbitrariness of T , the lower bound (3) is proved.

Conversely, we can construct a spanning tree T^* by taking all columns and the row $R_{\lfloor m/2 \rfloor}$. Then the maximal fundamental cycles have length $2\lfloor m/2 \rfloor + 2$. Thus the spanning tree T^* is optimal. This completes the proof. \square

4.2 Triangular grids

We next consider the triangular grids T_n , which is defined as follows. The vertex set can be represented as $\{(x, y) \in \mathbf{Z}^2 : x + y \leq n, x, y \geq 0\}$ on the plane, and two vertices (x, y) and

(x', y') are joined by an edge if $|x - x'| + |y - y'| = 1$ or $|x - x'| + |y - y'| = 2$ and $x + y = x' + y'$ (refer to [17]). For example, T_4 is shown in Figure 4, and T_1 (a triangle), T_2 and T_3 are shown in Figure 5. In this plane embedding of T_n , the straight-lines $\{(x, y) \in \mathbf{R}^2 : y = k\}$ ($0 \leq k \leq n - 1$) are called *horizontal lines* and the edges on them are called *horizontal edges*. Symmetrically, the straight-lines $\{(x, y) \in \mathbf{R}^2 : x = k\}$ ($0 \leq k \leq n - 1$) are called *vertical lines* and the edges on them are called *vertical edges*. In addition, there are slant edges.

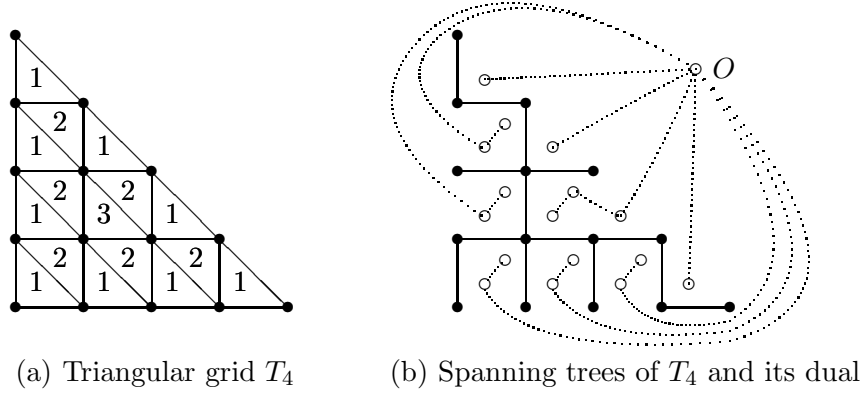


Figure 4. Triangular grid T_4 and spanning trees.

Ostrovskii [21] developed an approach, called *center-tail system*, to deal with the spanning tree congestion problem for planar graphs, and obtained the result for triangular grids as follows:

$$c_T(T_n) = \begin{cases} 4k, & \text{if } n = 3k \\ 4k, & \text{if } n = 3k + 1 \\ 4k + 2, & \text{if } n = 3k + 2 \end{cases}$$

(however, T_n here is our T_{n-1}). We obtain the corresponding result for tree-stretch as follows.

Theorem 4.2. For the triangular grids T_n , we have

$$\sigma_T(T_n) = \left\lceil \frac{2n}{3} \right\rceil + 1.$$

Proof. For the triangular grids T_n , we first show that

$$\lambda_{\max}(T_n) = \left\lceil \frac{2n}{3} \right\rceil.$$

We use induction on n . When $1 \leq n \leq 3$, the levels of faces for T_1, T_2, T_3 are shown in Figure 5, in which $\lambda_{\max}(T_1) = 1, \lambda_{\max}(T_2) = \lambda_{\max}(T_3) = 2$. Hence the assertion holds for $1 \leq n \leq 3$.

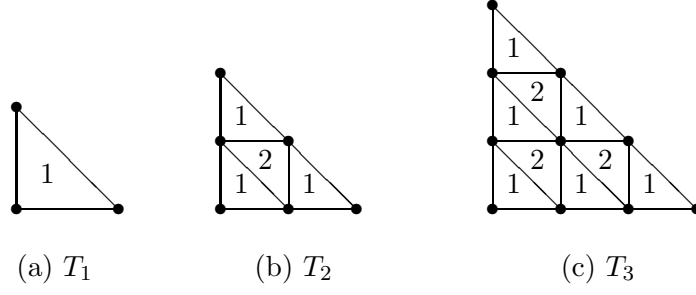


Figure 5. The levels of faces for T_1, T_2, T_3 .

Assume that $n \geq 4$ and the assertion holds for smaller n . We delete the boundary of the outer faces from T_n (the vertices and the edges on this boundary are deleted). Then the resulting graph is T_{n-3} . In this transformation, all faces with levels 1 and 2 are removed. Therefore $\lambda_{\max}(T_n) = \lambda_{\max}(T_{n-3}) + 2$. By induction hypothesis, we have

$$\lambda_{\max}(T_n) = \left\lceil \frac{2(n-3)}{3} \right\rceil + 2 = \left\lceil \frac{2n}{3} \right\rceil.$$

For example, $\lambda_{\max}(T_4) = \lambda_{\max}(T_1) + 2 = 3$, as shown in Figure 4(a).

We next show the lower bound

$$\sigma_T(G) \geq \lambda_{\max} + 1. \tag{4}$$

In fact, let T be any given spanning tree of G . Then the cotree \bar{T} determines a spanning tree \bar{T}^* in G^* . Similar to the previous case, suppose that f_0 is a face with the maximum level $\lambda = \lambda_{\max}$. Then the distance between f_0 and O in \bar{T}^* is at least λ . Let P^* be the path from f_0 to O in \bar{T}^* with the last edge e_0^* incident with O . The tree-edge e_0^* in the spanning tree \bar{T}^* determines a fundamental edge-cut C^* , which corresponds to a fundamental cycle C with respect to T in G . This fundamental cycle C is determined by the cotree edge e_0 on the boundary of the outer face that corresponds to the edge e_0^* in P^* . Without loss of generality, assume that e_0 is on the horizontal line $R_0 = \{(x, y) \in \mathbf{R}^2 : y = 0\}$. Let P^0 be the shortest path from f_0 to O passing through R_0 in G^* . Suppose that e_0' is the edge in R_0 which corresponds the last edge of P^0 . Denote by $\partial(P^0)$ the boundary of the region composed of the λ faces of P^0 . Then $\partial(P^0)$ is a $(1 \times \frac{1}{2}\lambda)$ rectangle (if λ is even) or a $(1 \times \frac{1}{2}(\lambda - 1))$ rectangle plus a triangle of f_0 at the top (if λ is odd). It can be seen that the triangle face at the top (or at the bottom) of $\partial(P^0)$ has two boundary edges, and each of the other triangle faces has one boundary edge. Hence the length of $\partial(P^0)$ is $\lambda + 2$. We draw $\lceil \frac{1}{2}\lambda \rceil$ horizontal straight lines passing through the midpoints of the boundary edges in $\partial(P^0)$. Then each of these straight lines intersects the cycle C twice. When λ is even, the $\frac{1}{2}\lambda$ straight lines intersect the cycle C at λ edges. Besides, C must have at least two more horizontal edges (one is e_0 and one in f_0). Hence the length of C is at least $\lambda + 2$. When λ is odd, the $\frac{1}{2}(\lambda + 1)$ straight lines intersect the cycle C at $\lambda + 1$ edges. And C has one more horizontal edge e_0 . Thus the length of C is at least $\lambda + 2$. Therefore, for any spanning tree T , we find a fundamental cycle C with length at least $\lambda + 2$. By the arbitrariness of T , the above lower bound (4) is proved.

Conversely, we can construct an optimal spanning tree T as follows:

- (1) Take a face f_0 with the maximum level λ_{\max} .
- (2) Take the horizontal line H containing the horizontal edge of f_0 , and take the vertical line V containing the vertical edge of f_0 .
- (3) In the part below H , take every vertical line intersecting H ; In the part above H , take every horizontal line intersecting V .
- (4) In the remaining part of the lower right corner, take all horizontal lines; In the remaining part of the upper left corner, take all vertical lines. An example of T_4 can be seen in Figure 4(b). It is easy to check that this spanning tree attain the above lower bound. This completes the proof. \square

4.3 Triangulated-rectangular grids

Finally, we consider the triangulated-rectangular grids by the same method. A triangulated-rectangular grid $T_{m,n}$ is defined as follows: the vertex set $V(T_{m,n})$ is $\{(x, y) \in \mathbf{Z}^2 : 0 \leq y \leq m - 1, 0 \leq x \leq n - 1\}$, and two vertices (x, y) and (x', y') are joined by an edge if $|x - x'| + |y - y'| = 1$ or $|x - x'| + |y - y'| = 2$ and $x + y = x' + y'$, as shown in Figure 6. Clearly, $T_{m,n}$ can be obtained from the rectangular grids $P_m \times P_n$ by adding slant edges.

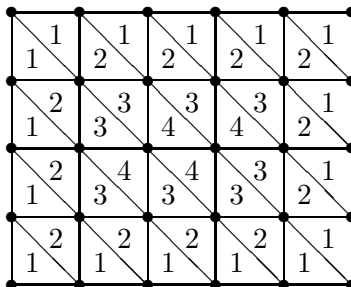


Figure 6. Triangulated- rectangle grid $T_{5,6}$

Theorem 4.3. For the triangulated-rectangular grids $T_{m,n}$ with $2 \leq m \leq n$, we have

$$\sigma_T(T_{m,n}) = m.$$

Proof. Let $G = T_{m,n}$ ($2 \leq m \leq n$). We first claim that

$$\lambda_{\max}(G) = m - 1.$$

By induction on m . When $m = 2$, all faces have level 1, so $\lambda_{\max}(G) = 1$; When $m = 3$, it is also evident that $\lambda_{\max}(G) = 2$. Assume that $m \geq 4$ and the claim holds for smaller m . We delete the boundary of the outer faces from G , so that the remaining graph is $G' = T_{m-2,n-2}$. In this transformation, all faces with levels 1 and 2 are removed. Therefore $\lambda_{\max}(G) = \lambda_{\max}(G') + 2$. By induction hypothesis, $\lambda_{\max}(G') = m - 2 - 1 = m - 3$. Hence $\lambda_{\max}(G) = m - 3 + 2 = m - 1$ and the claim follows.

Moreover, by the same method of the previous case we obtain the lower bound

$$\sigma_T(G) \geq \lambda_{\max} + 1. \quad (5)$$

Conversely, we can construct an optimal tree T by taking all columns and the edges from $(\lfloor m/2 \rfloor, j)$ to $(\lceil m/2 \rceil, j+1)$ for $1 \leq j \leq n-1$ (see Figure 7). It is easy to check that this spanning tree attain the above lower bound. The proof is complete. \square

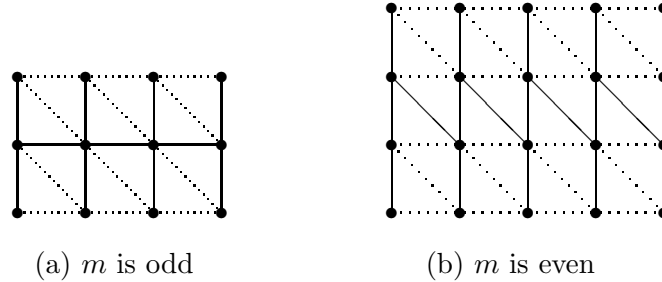


Figure 7. Optimal trees of $T_{m,n}$.

References

- [1] J.A. Bondy and U.S.R. Murty, Graph Theory. Springer-Verlag, Berlin, 2008.
- [2] H.L. Bodlaender, K. Kozawa, T. Matsushima and Y. Otachi, Spanning tree congestion of k -outerplanar graphs. Discrete Mathematics, 311 (2011) 1040-1045.
- [3] H.L. Bodlaender, F.V. Fomin, P.A. Golovach, Y. Otachi and E.J. van Leeuwen, Parameterized complexity of the spanning tree congestion problem. Algorithmica, 64 (2012) 85-111.
- [4] A. Brandstädt, F.F. Dragan, H.-O. Le and V.B. Le, Tree spanners on chordal graphs: complexity and algorithms. Theoretical Computer Science, 310 (2004) 329-354.
- [5] A. Brandstädt, F.F. Dragan, H.-O. Le, V.B. Le and R. Uehara, Tree spanners for bipartite graphs and probe interval graphs. Algorithmica, 47 (2007) 27-51.
- [6] L. Cai and D.G. Corneil, Tree spanners, SIAM Journal of Discrete Mathematics, 8 (1995) 359-387.
- [7] A. Castejón and M.I. Ostrovskii, Minimum congestion spanning trees of grids and discrete toruses, Discussiones Mathematicae Graph Theory, 29 (2009) 511-519.
- [8] F.R.K. Chung, Labelings of graphs. In: L.W. Beineke and R.J. Wilson (eds.), Selected Topics in Graph Theory, Vol.3 (1988) 151-168.
- [9] J. Diaz, J. Petit and M. Serna, A survey of graph layout problems. ACM Computing Surveys, 34 (2002) 313-356.

- [10] S.P. Fekete and J. Kremer, Tree spanners in planar graphs. *Discrete Applied Mathematics*, 108 (2001) 85-103.
- [11] F.V. Fomin, P.A. Golovach and E.J. van Leeuwen, Spanners on bounded degree graphs. *Information Processing Letters*, 111 (2011) 142-144.
- [12] G. Galbiati, On finding cycle bases and fundamental cycle bases with a shortest maximal cycles. *Information Processing Letters*, 88 (2003) 155-159.
- [13] M.C. Golumbic, *Algorithmic Graph Theory and Perfect graphs*. Academic Press, New York 1980.
- [14] S.W. Hruska, On tree congestion of graphs, *Discrete Mathematics*, 308 (2008) 1801-1809.
- [15] K. Kozawa, Y. Otachi and K. Yamazaki, On spanning tree congestion of graphs, *Discrete Mathematics*, 309 (2009) 4215-4224.
- [16] C. Liebchen and G. Wünsch, The zoo of tree spanner problems, *Discrete Applied Mathematics*, 156 (2008) 569-587.
- [17] L. Lin, Y. Lin and D. West, Cutwidth of triangular grids, *Discrete Mathematics*, 331 (2014) 89-92.
- [18] M.S. Madanlal, G. Venkatesan and P.C. Rangan, Tree 3-spanners on interval, permutation and regular bipartite graphs. *Information Processing Letters*, 59 (1996) 97-102.
- [19] Y. Okamoto, Y. Otachi, R. Uehara and T. Uno, Hardness results and an exact exponential algorithm for the spanning tree congestion problem. *Journal of Graph Algorithms and Applications*, 15(6) (2011) 727-751.
- [20] M.I. Ostrovskii, Minimal congestion trees. *Discrete Mathematics*, 285 (2004) 219-326.
- [21] M.I. Ostrovskii, Minimum congestion spanning trees in planar graphs. *Discrete Mathematics*, 310 (2010) 1204-1209.
- [22] D. Peleg and J.J. Ullman, An optimal synchroniser for the hypercube. *SIAM Journal of Computing*, 18(4) (1989) 740-747.
- [23] G. Venkatesan, U. Rotics, M.S. Madanlal, J.A. Makowsy and C.P. Rangan, Restrictions of minimum spanner problems. *Information and Computation*, 136 (1997) 143-164.