

# Distributed Topology Design for Network Coding Deployed Networks

Minhae Kwon<sup>a,b</sup>, Hyunggon Park<sup>c,\*</sup>

<sup>a</sup>*Department of Electrical and Computer Engineering, Rice University, Houston, TX, USA*

<sup>b</sup>*Department of Neuroscience, Baylor College of Medicine, Houston, TX, USA*

<sup>c</sup>*Department of Electronic and Electrical Engineering, Ewha Womans University, Seoul, Republic of Korea*

---

## Abstract

In this paper, we propose a solution to the distributed topology formation problem for large-scale sensor networks with multi-source multicast flows. The proposed solution is based on game-theoretic approaches in conjunction with network coding. The proposed algorithm requires significantly low computational complexity, while it is known as NP-hard to find an optimal topology for network coding deployed multi-source multicast flows. In particular, we formulate the problem of distributed network topology formation as a *network formation game* by considering the nodes in the network as players that can take actions for making outgoing links. The proposed solution decomposes the original game that consists of multiple players and multicast flows into independent *link formation games* played by only two players with a unicast flow. We also show that the proposed algorithm is guaranteed to determine at least one stable topology. Our simulation results confirm that the computational complexity of the proposed solution is low enough for practical deployment in large-scale networks.

*Keywords:* network coding, game theory, topology design, distributed solution, multi-source multicast flows

---

## 1. Introduction

Modern mobile devices can be considered as sophisticated computing and networking platforms with enhanced sensor capabilities. For example, recent mobile medical devices are equipped with significantly advanced medical sensors that can precisely record the electrocardiography (ECG) signals, body temperature, blood glucose levels, heart rates, blood oxygen saturation, etc. By using these sensor data, knowledge extraction, inference and prediction become possible. In order for an efficient data analysis, the data need to be collected in a dedicated storage (e.g., database). However, it is not always possible to directly deliver data from sources to destinations. Rather, the sensor data are often delivered over infrastructureless wireless networks with an ad hoc manner. With the support of autonomous networking technologies (e.g., Qualcomm Wi-Fi SON [1] and Bluetooth mesh networking), recent mobile devices can instantaneously form large-scale ad hoc networks by making connections among them and by transmitting the data obtained from their sensors and relaying data from other devices. Therefore, it is essential to design a stable network topology that can simultaneously deliver multiple data flows with improved source-to-destination connectivity and network throughput given severe power constraints [2, 3].

One of the challenges in designing a network topology is high computational complexity involved in finding the optimal solution in a large-scale network [4, 5, 6]. Because recent sensor networks contain a large number of sensor nodes, the number of potential network topologies increases exponentially with the number of nodes. Therefore, it is difficult in general to solve the optimization problem for network topology unless it is formulated as a special class of optimization problem (e.g., the convex optimization problem). In order to lower the computational complexity associated with finding optimal network topology, distributed approaches are often deployed [7, 8, 9, 10, 11].

Another challenge in the considered large-scale sensor networks comes from multi-source multicast flows, which are inevitable in ad hoc networks [12, 13]. Multiple sources can be included in the network because sensor nodes can generate data based on their own sensing operations and deliver information to a set of target destination nodes, resulting in multicast flows in the network. Examples of multi-source multicast flows in networks include a sensor grid [14], a healthcare wireless sensor network [15], and the Internet of Things [16]. While multi-source multicast flows frequently overlap in network paths, only one flow can be delivered at a time. Such bottleneck paths where the flows are overlapped in a node can incur delay in data delivery, resulting in network throughput degradation [17, 18, 19]. Therefore, the incoming rate of a node should be taken into account as a constraint for the network topology design problem, such that it should not exceed the link ca-

---

\*Corresponding author

*Email addresses:* [minhae.kwon@rice.edu](mailto:minhae.kwon@rice.edu) (Minhae Kwon),  
[hyunggon.park@ewha.ac.kr](mailto:hyunggon.park@ewha.ac.kr) (Hyunggon Park)

<sup>1</sup>This work was mainly performed while the first author was with Ewha Womans University.

capacity. As a solution to the problem of network topology design with the constraint, network coding [20, 21] can be deployed [7, 8]. Network coding is widely known to have several advantages, such as efficient resource usage (e.g., bandwidth and power), and improved robustness and throughput [22, 23, 24, 25, 26]. In this paper, we employ inter-session network coding [27] which combines multiple packets from different sources into a single packet before transmission [28]. However, it is still challenging to design a low-complexity strategy for topology formation since it is an NP-hard problem to find the optimal network topology in a network with multi-source multicast flows, where network coding is blindly deployed [29].

In this paper, we propose a solution to distributed network topology design that overcomes the challenges discussed above, while explicitly considering the multi-source multicast flows in large-scale sensor networks. Specifically, we adopt a game-theoretic approach to formulate a distributed design problem of network topology as a *network formation game*. The nodes in the network are considered as players in a game, which can decide to make connections with their neighbor nodes by considering their utility functions. We design the utility function such that it represents the rewards and costs associated with making connections. In particular, the reward included in the utility function represents the amount of distance reduction towards the destination, which can shorten the distance from sources to destinations, leading to potential network throughput improvement. Hence, the reward of each node can be differently assigned by its location in the network. For example, a high reward is assigned to a node close to the destination so that the node is encouraged to make direct links to the destination, which lead to an improved source-to-destination connectivity. In contrast, a low reward is assigned to a node far from the destination, such that the node tries to make alternative links by taking advantage of higher path diversity. We impose the cost associated with link formation on the utility function to prevent nodes from making redundant outgoing links. Therefore, each node can build connections that can maximize its utility by explicitly considering the tradeoffs between the rewards and the cost. We claim that the proposed approach is indeed a distributed solution to network topology formation because each node determines its own action to build links. Unlike a centralized optimization solution, which must evaluate all possible potential network topologies and thereby incur high computational complexity, the proposed solution enables each node to choose its own actions, leading to significantly lower overall complexity.

In order to take into account the constraints on the incoming rate, which eventually leads to a low-complexity solution to the topology design, the proposed approach adopts network coding [20]. Since network coding operations combine multiple incoming packets into a single packet, the outgoing rate of a node can always be fixed so that it can eliminate the constraints on the incoming rate for a node. This enables a node to build its outgo-

ing links without considering the link formations of other nodes, which means that decisions about link formation can be made between only two nodes. Therefore, an  $n$ -player network formation game that includes multicast flows can be decomposed into independent 2-player *link formation games* with a unicast flow, as we analytically show in this paper. Because the complexity required to solve a 2-player link formation game with a unicast flow is significantly lower than that needed for an  $n$ -player network formation game with multi-source multicast flow, the overall complexity can be significantly reduced. Note that if network coding is not deployed, the  $n$ -player network formation game cannot be decomposed into 2-player link formation games.

The main contributions of this paper can be summarized as follows.

- We formulate the problem of network topology design as a network formation game, which leads to a distributed strategy for topology formation.
- We analytically show that network coding decomposes the network formation game into link formation games, leading to an algorithm with significantly low complexity.
- We design a utility function for the network formation game such that nodes can explicitly consider the tradeoff between the distance reduction and the cost associated with making links.
- We quantitatively evaluate the proposed solution and show that the proposed solution eventually leads to increased network throughput and a reduced number of unnecessary redundant links between nodes.

Note that the focus of this paper is not on the code design for inter-session network coding, which has been extensively studied in prior works [30, 31, 32, 33, 34, 35]. Rather, we focus on how to design network *topologies* that can lead to improved network performance (e.g., throughput and delay), which have been mostly considered as a given condition in previous literature.

The rest of the paper is organized as follows. In Section 2, we briefly review the related works. The network model and detailed process of data collection and dissemination based on network coding operations are discussed in Section 3. The network formation game for multicast flows and its decomposition into link formation games for a unicast flow are proposed in Section 4. Simulation results and numerical evaluations are presented in Section 5, and conclusions are drawn in Section 6.

## 2. Related Works

Before the notion of network coding, it was infeasible to achieve an upper bound of multicast capacity by conventional store-and-forward (SF) relaying architectures [36].

The Steiner tree based topology design can achieve the upper bound of multicast capacity, but solving the Steiner tree is an NP-hard problem [37]. In [20], it is first shown that network coding can achieve the maximum throughput via the max-flow min-cut theorem, and it is further proved that linear network coding [38] can achieve the upper bound of capacity. The optimal topology solution for a single source scenario is studied in [39]; however, in multi-source scenarios, which are frequently observed in sensor network scenarios, the max-flow min-cut bounds cannot fully characterize the capacity region, and thus, only loose outer bounds [40] and sub-optimal solutions [41] are studied.

Network coding has been deployed in a variety of sensor network scenarios [22, 23, 42]. For example, network coding can improve the energy efficiency of a body area sensor network [42]. A robust network coding protocol is proposed for smart grids to enhance the reliability and speed of data gathering [22]. In [23], a mobile crowd-sensing scenario is considered for decentralized data collection, and network coding is deployed for energy and spectrum efficiency.

Topology design in sensor networks has been studied in the context of self-organizing networks [9, 43, 44]: in [43], protocols are proposed for the self-organization of wireless sensor networks with a large number of mainly static and highly energy constrained nodes; in [9], a self-organizing routing protocol for mobile sensor nodes declares the membership of a cluster as they move and confirms whether a mobile sensor node can communicate with a specific cluster head within a time slot allocated in a time division multiple access schedule; in [44], distributed energy efficient deployment algorithms are proposed for mobile sensors and intelligent devices that form an ambient intelligent network.

Distributed decision making has been widely considered in the field of game theory and there have been a large number of studies on network formation games not only in economics but also in engineering [45]. For application to wireless sensor networks, game-theoretic distributed topology control for wireless transmission power is proposed in sensor networks [10]. The purpose of topology control is to assign per-node optimal transmission power such that the resulting topology can guarantee target network connectivity. A similar study of a topology control game in [46] aimed to choose the optimal power level for network nodes in ad hoc networks to ensure the desired connectivity properties. In [11], a dynamic topology control scheme that prolongs the lifetime of a wireless sensor network is provided based on a non-cooperative game.

In Table 1, several representative related works are classified in terms of source, flow, solution and relaying types. In contrast to [9, 10, 39, 41, 43, 44, 46], this paper includes the most generalized source and flow types, i.e., multi-source multicast flows. Compared to [11], which also considers multi-source multicast flows, this paper explicitly considers the network coding function in the topol-

ogy design problem such that the previously described throughput advantage of network coding in a multicast flow can be properly utilized.

### 3. Network Coding Based Sensor Networks

In this section, we describe our network model and network coding based packet dissemination in sensor networks. The goal of the network is to deliver all data collected by source nodes to their own destination nodes. In Table 2, a summary of frequently used notation is presented.

#### 3.1. Network Model and Inter-link Dependency Condition

We consider a directed graph  $\mathcal{G}$  with a set of nodes  $\mathcal{V}(\mathcal{G})$  and a set of directed links  $\mathcal{E}(\mathcal{G})$ <sup>2</sup>. An element  $v_i \in \mathcal{V}(\mathcal{G})$  can be a source node and/or a destination node (i.e., data sink)<sup>3</sup>, and  $x_i$  denotes source data collected by node  $v_i$ . The number of nodes in  $\mathcal{V}(\mathcal{G})$  is denoted by  $|\mathcal{V}(\mathcal{G})| = N_V$ , where  $|\cdot|$  denotes the cardinality of a set. Every node in  $\mathcal{V}(\mathcal{G})$  plays the role of source by collecting data (i.e., sensing) and simultaneously plays the role of relay by disseminating the collected data. The set of destination nodes for  $v_i$  is denoted by  $\mathcal{D}_i \subseteq \mathcal{V}(\mathcal{G})$ , and  $\mathcal{D} = \{i | v_i \in \{\mathcal{D}_1, \dots, \mathcal{D}_{N_V}\}\}$  represents an index set of destinations for all network nodes. The set of destinations is constant and not changed over time.

A directed link from  $v_i$  to  $v_j$  is denoted by  $e_{ij} \in \{0, 1\}$ , where the *active* link ( $e_{ij} = 1$ ) can deliver data and  $X_{ij}$  denotes the data transmitted via  $e_{ij}$ . Otherwise, the link is *inactive*, and  $e_{ij} = 0$ . The link  $e_{ij}$  has a direction, i.e.,  $v_i$  is the tail and  $v_j$  is the head, so that  $e_{ij} \neq e_{ji}$ . In this paper,  $e_{ij}$  is called an *incoming* link of  $v_j$  or an *outgoing* link of  $v_i$ . Note that both  $e_{ij}$  and  $e_{ji}$  can be simultaneously active, i.e.,  $e_{ij} = 1$  and  $e_{ji} = 1$  [47, 48, 49]<sup>4</sup>.  $\mathcal{E}(\mathcal{G})$  includes only active links so that  $|\mathcal{E}(\mathcal{G})|$  is the number of active links in  $\mathcal{G}$ .

Let  $\delta_{ij}$  be the Euclidean distance between  $v_i$  and  $v_j$ <sup>5</sup>. As special cases, we define  $\delta_{ij} = 0$  if  $v_i = v_j$  and  $\delta_{ij} = \infty$  if  $v_i$  and  $v_j$  are not able to make a link between them. The set of neighbor nodes of  $v_i$  is denoted by  $\mathcal{H}_i = \{v_j | 0 <$

<sup>2</sup> If the considered network changes over time, the network can be modeled by a directed graph  $\mathcal{G}_t$  with a set of nodes  $\mathcal{V}(\mathcal{G}_t)$  and a set of directed links  $\mathcal{E}(\mathcal{G}_t)$  as a function of time slot  $t$ . However, our focus in this paper is on the distributed solution for topology formation at *each time slot*, so we can omit the subscript  $t$  in the rest of this paper without the loss of generality.

<sup>3</sup> A destination node can be a source node by itself, but, it is not allowed that a destination node can be a source node for other nodes. For example, a destination node that is connected to a server can be a source node by itself (i.e., the server can have data obtained from the destination node).

<sup>4</sup> There has been extensive research on the full-duplex mode in network coding based relay communication allowing two-way communications [47, 48, 49].

<sup>5</sup> In order to estimate distance between nodes, several works such as [50, 51] can be adopted in our solution.

Table 1: Related studies in network topology design

	[9, 43]	[10, 44, 46]	[41]	[39]	[11]	This Paper
Source type	Multi-source	Multi-source	Multi-source	Single source	Multi-source	Multi-source
Simultaneous Multiple Source Support	Yes	Yes	Yes	No	Yes	Yes
Flow type	Unicast	Unicast	Unicast	Multicast	Multicast	Multicast
Multiple Point Destination Support	No	No	No	Yes	Yes	Yes
Solution type	Centralized	Distributed	Centralized	Distributed	Distributed	Distributed
Network Formation Complexity	High	Low	High	Low	Low	Low
Relaying type	SF	SF	Network coding	Network coding	SF	Network coding

Table 2: Summary of notations

Notation	Description	Notation	Description
$\mathcal{G}$	a direct graph	$\mathcal{V}(\mathcal{G})$	a set of node in $\mathcal{G}$
$\mathcal{E}(\mathcal{G})$	a set of directed links in $\mathcal{G}$	$\mathcal{L}_n$	a subgraph
$v_i$	a node with index $i$	$x_i$	source data collected by $v_i$
$e_{ij}$	a directed link from $v_i$ to $v_j$	$\delta_{ij}$	Euclidean distance between $v_i$ and $v_j$
$X_{ij}$	data transmitted via $e_{ij}$	$J_{\mathcal{G}}$	network status of $\mathcal{G}$
$\Phi$	network coding operation	$\mathbf{G}_{\mathcal{G}}(\mathbf{D})$	network formation game of $\mathcal{G}$ with destination set $\mathbf{D}$
$u_i$	utility function of player $v_i$	$R_i$	reward of player $v_i$
$\lambda_i$	cost of player $v_i$	$a_i$	action of player $v_i$
$\Lambda$	unit cost for link formation	$U$	network utility

$\delta_{ij} \leq \Delta$ , where  $\Delta$  denotes a connection boundary<sup>6</sup>. If  $\delta_{ij} > \Delta$ , then a link between  $v_i$  and  $v_j$  cannot be formed, i.e.,  $e_{ij} = e_{ji} = 0$ .  $\tilde{\mathcal{H}}_i^{in} = \{v_j | e_{ji} = 1, \forall v_j \in \mathcal{H}_i\}$  and  $\tilde{\mathcal{H}}_i^{out} = \{v_j | e_{ij} = 1, \forall v_j \in \mathcal{H}_i\}$  denote a set of neighbor nodes of  $v_i$  with active incoming and outgoing links, respectively. An illustrative example of a sensor network topology with seven nodes is shown in Figure 1.

For simplicity, we assume that the capacity of link  $e_{ij}$  is one packet per unit of time slot, i.e., a node can transmit only one packet in each time slot [52, 53, 54]<sup>7</sup>. We also assume that each sensor always has a packet to send at each time slot (e.g., a sensor generates a packet for every time slot). Hence, if it builds an outgoing link, a packet to be transmitted always exists through the outgoing link. If a node has multiple outgoing links, it multicasts a single packet per time slot through all the outgoing links so that all outgoing links from one node deliver the same packet at the same time slot. If a node has multiple incoming links, it can receive multiple individual packets by deploying, for example, multipacket reception techniques [55, 56]. Even though a node can receive multiple packets at a single

time slot, under the conventional SF relaying architecture, a node cannot transmit more than one packet at a time because of the link capacity constraints. Hence, a node becomes a bottleneck of flows when it receives a larger number of packets than its output link capacity (i.e., one packet per unit of time slot), which is referred to as the *bottleneck problem*.

To prevent the bottleneck problem, a node may restrict the number of incoming packets to not exceed the link capacity, and such a constraint can be feasible to restrict the number of incoming links to at most one, i.e.,

$$\sum_{\forall v_i \in \tilde{\mathcal{H}}_j^{in}} e_{ij} \leq 1 \text{ for all } v_j \in \mathcal{V}(\mathcal{G}) \quad (1)$$

which is referred to as the *inter-link dependency condition* in this paper.

### 3.2. Elimination of Inter-link Dependency by Network Coding

The *network status* of  $\mathcal{G}$  is defined as the set of data included in  $\mathcal{E}(\mathcal{G})$  with the inter-link dependency condition in (1), which is denoted by  $J_{\mathcal{G}}$  and expressed as (2). If  $e_{ij} \in \mathcal{E}(\mathcal{G})$ , then  $X_{ij} \cdot e_{ij} = X_{ij}$ . Otherwise,  $X_{ij} \cdot e_{ij} = 0$ . Hence,  $\{X_{ij} \cdot e_{ij} | \forall v_i, v_j \in \mathcal{V}(\mathcal{G}), i \neq j\}$  in (2) represents a set of data included in  $\mathcal{E}(\mathcal{G})$  for the link dependent data  $X_{ij}$ .

<sup>6</sup>This connection boundary in terms of the Euclidean distance is motivated by realistic communication problems such as limited power budget of a node and interference among wireless nodes.

<sup>7</sup>Note that this assumption can be easily generalized to  $\Omega$  bits per unit slot for a constant  $\Omega$ .

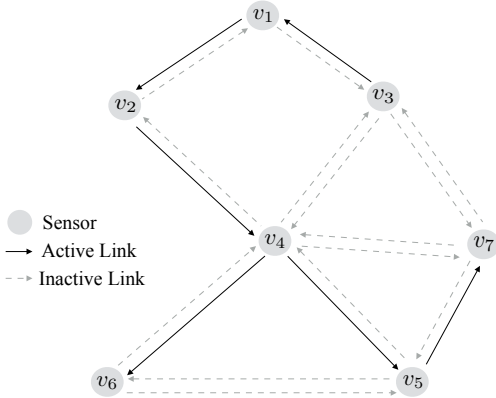


Figure 1: An illustrative example of sensor network topology  $\mathcal{G}$ , where  $\mathcal{V}(\mathcal{G}) = \{v_1, \dots, v_7\}$  and  $\mathcal{E}(\mathcal{G}) = \{e_{12}, e_{24}, e_{46}, e_{45}, e_{57}, e_{31}\}$ . For node  $v_4$ , a set of neighbor nodes with active incoming and outgoing links are  $\mathcal{H}_4^{in} = \{v_2\}$  and  $\mathcal{H}_4^{out} = \{v_5, v_6\}$ , respectively. All nodes in this example have at most one incoming link.

If network coding is deployed in  $\mathcal{G}$ , the resulting network status is denoted by  $\Phi(J_{\mathcal{G}})$  and is expressed as

$$\Phi(J_{\mathcal{G}}) = \langle \{p_j \cdot e_{ij} | \forall v_i, v_j \in \mathcal{V}(\mathcal{G}), i \neq j\} \rangle \quad (3)$$

where  $p_j$  denotes a network coded packet that flows into  $v_j$ . The network coded packet  $p_j = [C_{1j}, \dots, C_{N_V j}, y_j]$  is a vector of the global coding coefficients  $[C_{1j}, \dots, C_{N_V j}]^T$  as the header and  $y_j$  as the payload, which is constructed as

$$y_j = \sum_{k=1}^{N_V} \bigoplus (C_{kj} \otimes x_k) \quad (4)$$

where  $\oplus$  and  $\otimes$  denote the addition and multiplication operations in a Galois field (GF), respectively. Hence, the network coding function  $\Phi$  combines all packets that flow into  $v_j$  and generates a single packet  $p_j$ . This operation allows a node to take multiple incoming links and prevents the bottleneck problem, so that the inter-link dependency in (2) can be eliminated as in (3).

The elimination of the inter-link dependency through the network coding function  $\Phi$  can be interpreted as follows. The network coding function  $\Phi$  converts the link dependent data  $X_{ij}$  into the link independent data  $p_j$ . Hence,  $v_j$  receives a single of packet  $p_j$  from all incoming links no matter how many incoming links are formed<sup>8</sup>. Examples of this interpretation are illustrated in Figure 2, and more details of network coding operations are provided in Appendix A.

<sup>8</sup>Note that (3) does not mean that the packet  $p_j$  is coming to the node  $v_j$  for all incoming links  $e_{ij}$ . Actual packets in  $e_{ij}$  are not all the same as  $p_j$ . All incoming packets are combined into  $p_j$  based on the network coding operation in (4) and it can be interpreted as the node receives  $p_j$  from previous nodes.

## 4. Distributed Topology Formation Based on Game-theoretic Approaches

In this section, we propose a distributed topology formation strategy in a sensor network with multi-source multicast flows. We formulate the problem of how to make decisions on link connections between nodes in the considered network as a game, referred to as the network formation game. Then, we show that the network formation game can be decomposed into link formation games, which enables each node to decide which links are active or inactive. Therefore, this eventually leads to a distributed solution.

### 4.1. Network Formation Game

Given a set of nodes  $\mathcal{V}(\mathcal{G})$  and a destination index matrix  $\mathbf{D} = [\mathbf{D}_1^T, \dots, \mathbf{D}_{N_V}^T]$ , where  $\mathbf{D}_i = [j | j \in \mathcal{D}_i]$  is an index vector for destination nodes of  $v_i$ , a strategic form of the network formation game can be expressed as

$$\mathbf{G}_{\mathcal{G}}(\mathbf{D}) = \langle \mathcal{V}(\mathcal{G}), (\mathbf{a}_i)_{v_i \in \mathcal{V}(\mathcal{G})}, (u_i(a_i, a_{-i}, \mathbf{D}_i))_{v_i \in \mathcal{V}(\mathcal{G})} \rangle,$$

where  $\mathcal{V}(\mathcal{G})$ ,  $\mathbf{a}_i = \times_{v_j \in \mathcal{H}_i} e_{ij} = \times_{v_j \in \mathcal{H}_i} \{0, 1\}$ , and  $u_i(a_i, a_{-i}, \mathbf{D}_i)$  denote a finite set of players, a finite set of actions for player  $v_i$ , and the utility function of player  $v_i$ , respectively.  $\times$  denotes the Cartesian product.

A network node  $v_i \in \mathcal{V}(\mathcal{G})$  is a player in the network formation game, which makes decisions about link formation with its neighbor nodes  $\forall v_j \in \mathcal{H}_i$ . The action of  $v_i$  is denoted by  $a_i = (e_{ij})_{\forall v_j \in \mathcal{H}_i} \in \mathbf{a}_i$ . The utility of  $v_i$  is defined as a quasi-linear utility function, expressed as

$$u_i(a_i, a_{-i}, \mathbf{D}_i) = R_i(a_i, \mathbf{D}_i) - \lambda_i(a_i, a_{-i}) \quad (5)$$

where  $a_{-i}$  denotes a set of actions taken by players other than  $v_i$  in  $\mathcal{V}$ . Given destination nodes, the utility of a player can be determined by the reward  $R_i(a_i, \mathbf{D}_i)$  and cost  $\lambda_i(a_i, a_{-i})$  associated with its own and others' actions  $(a_i, a_{-i})$ . More details regarding reward and cost are provided below.

**Reward  $R_i(a_i, \mathbf{D}_i)$ :** The reward represents the distance reduction toward the destination nodes  $\mathbf{D}_i$  by taking the action  $a_i$  at  $v_i$ , defined as

$$R_i(a_i, \mathbf{D}_i) = \sum_{v_j \in \mathcal{H}_i} E_{ij}(a_i) (f(\delta_{j\mathbf{D}_i}) - f(\delta_{i\mathbf{D}_i})) \quad (6)$$

where  $E_{ij}(a_i)$  indicates whether the link  $e_{ij}$  is active or not for an action  $a_i$ , i.e.,

$$E_{ij}(a_i) = e_{ij} \in \{0, 1\}.$$

For example, if the action  $a_i$  makes the link  $e_{ij}$  active,  $E_{ij}(a_i) = 1$ . Otherwise,  $E_{ij}(a_i) = 0$ . In (6),  $\delta_{i\mathbf{D}_i} = (\delta_{ij})_{\forall j \in \mathbf{D}_i}$  denotes a vector of distances from  $v_i$  to destinations  $v_j$  for all  $j \in \mathbf{D}_i$ , and  $f : \mathbb{R}^{|\mathbf{D}_i| \times 1} \rightarrow \mathbb{R}$  denotes an inversely proportional function such that  $f(\delta_{i\mathbf{D}_i})$  is inversely proportional to  $\delta_{i\mathbf{D}_i}$ <sup>9</sup>.

<sup>9</sup> More details about  $f(\delta_{i\mathbf{D}_i})$  are discussed in Section 5 with an example (e.g., (28)-(29)).

$$J_{\mathcal{G}} = \left\langle \left\{ X_{ij} \cdot e_{ij} \mid \forall v_i, v_j \in \mathcal{V}(\mathcal{G}), i \neq j \right\}, \left( \sum_{\forall v_i \in \mathcal{H}_j^{i,n}} e_{ij} \leq 1, \forall v_j \in \mathcal{V}(\mathcal{G}) \right) \right\rangle. \quad (2)$$

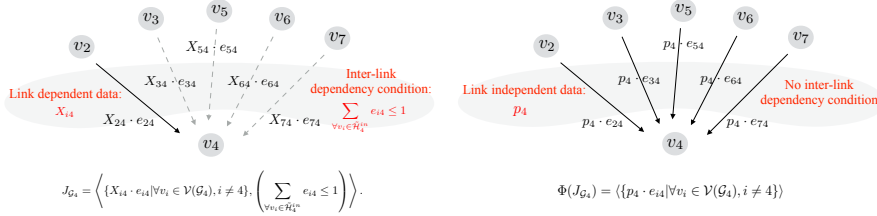


Figure 2: Illustrative examples of the network status of  $\mathcal{G}_4$  without (left) and with (right) network coding function  $\Phi$ . Note that  $\mathcal{G}_4$  has  $v_4$  and its neighbor nodes, which are presented in Figure 1, i.e.,  $\mathcal{G}_4 \subset \mathcal{G}$  and  $\mathcal{V}(\mathcal{G}_4) = \{v_2, v_3, v_4, v_5, v_6, v_7\}$ . (left) Without network coding function  $\Phi$  in  $v_4$ , the inter-link dependency condition must be satisfied and the data are link-dependent. (right) With network coding function  $\Phi$  in  $v_4$ , multiple links can be established simultaneously (i.e., no inter-link dependency condition is considered), and  $\Phi$  allows data to be interpreted as link-independent.

The reward function is designed such that a higher reward is given to the node if it builds links closer toward the destination. Hence, if  $v_j$  is located closer to destination  $\mathbf{D}_i$  than  $v_i$ , i.e.,  $\delta_{j\mathbf{D}_i} < \delta_{i\mathbf{D}_i}$ , then  $f(\delta_{j\mathbf{D}_i}) > f(\delta_{i\mathbf{D}_i})$ , as  $f$  is an inversely proportional function. This leads to  $f(\delta_{j\mathbf{D}_i}) - f(\delta_{i\mathbf{D}_i}) > 0$ , which improves rewards on  $R_i(a_i, \mathbf{D}_i)$  in (6), if  $E_{ij}(a_i) = 1$ . Therefore,  $v_i$  takes the action  $a_i$  that builds the link to  $v_j$  (i.e.,  $e_{ij} = 1$ ) in order to maximize its own reward.

The reward function furthermore takes the importance of node locations into account by assigning higher rewards to closer nodes than the nodes far from the destination<sup>10</sup>. Consider two node pairs  $(v_i, v_j)$  and  $(v'_i, v'_j)$ , for example, where both  $v_i$  and  $v'_i$  have the same destination  $\mathbf{D}$  for simplicity. Suppose two node pairs have the same distance between them, i.e.,

$$\delta_{i\mathbf{D}} - \delta_{j\mathbf{D}} = \delta_{i'\mathbf{D}} - \delta_{j'\mathbf{D}} \quad (7)$$

but the pair  $(v_i, v_j)$  is located closer to the destination than  $(v'_i, v'_j)$ , i.e.,

$$\delta_{i\mathbf{D}} < \delta_{i'\mathbf{D}}, \delta_{j\mathbf{D}} < \delta_{j'\mathbf{D}}. \quad (8)$$

Then,

$$f(\delta_{j\mathbf{D}}) - f(\delta_{i\mathbf{D}}) > f(\delta_{j'\mathbf{D}}) - f(\delta_{i'\mathbf{D}}). \quad (9)$$

because of the inversely proportional function  $f$ . Therefore, it is confirmed that the definition of the reward function in (6) assigns higher rewards to the node closer to the destination (i.e.,  $v_i$ ), even though the distance reduction by making a link is the same. Such reward design improves the source-to-destination connectivity, because the

<sup>10</sup>In Figure 4, it is confirmed that the proposed reward function encourages a node close to the destination to build a link by giving higher rewards than a node far from the destination.

link formation at a node closer to the destination has critical impact on network connectivity (i.e., successful connection from sources to destinations).

**Cost  $\lambda_i(a_i, a_{-i})$ :** Given the actions  $(a_i, a_{-i})$  selected by players, the cost is defined as

$$\lambda_i(a_i, a_{-i}) = \sum_{v_j \in \mathcal{H}_i} \left( \frac{E_{ij}(a_i)}{E_{ij}(a_i) + E_{ji}(a_j)} \times \Lambda \right) \quad (10)$$

where  $\Lambda$  is a unit cost for link formation. We define  $0/0 = 0$  [57, 58, 59, 60]. The cost  $\lambda_i(a_i, a_{-i})$  in (10) represents the total payment required for all outgoing links that  $v_i$  makes. This can be considered as the penalty incurred by the message exchanges and time consumption for negotiation (i.e., required process for link formation between nodes [61]), or the penalty for causing interference to neighbor nodes<sup>11</sup>. For a link between  $v_i$  and  $v_j$ , if either  $v_i$  or  $v_j$  decides to build the outgoing link, the unit cost for link formation  $\Lambda$  is solely charged to the node that builds the link. If both nodes decide to build the link, the link formation cost is charged to them equally<sup>12</sup>.

The solution to the network formation game  $\mathbf{G}_{\mathcal{G}}(\mathbf{D})$  is the set of actions  $(a_i^*, a_{-i}^*)$ , which is optimally taken by each player, determining  $\mathcal{E}(\mathcal{G})$  and the corresponding network topology. While the proposed solution to the network

<sup>11</sup>These are essential for constructing a link between nodes in the considered network setting as nodes share their services and resources without any central administration or coordination [62]. If the link is bidirectional, i.e., both nodes would like to make a connection between them, they can share the cost associated with control message exchanges and the required time consumption for negotiation [63], leading to cost reduction. However, if the link is unidirectional, i.e., only one of the nodes would like to solely make a connection to other node, the node is responsible for the cost associated with the message exchanges and negotiation time.

<sup>12</sup>The equal-division mechanism was first proposed in [64] and it has been extensively deployed in the network formation cost (e.g., [65, 66]).

formation game  $\mathbf{G}_{\mathcal{G}}(\mathbf{D})$  can be obtained in a distributed way, the computational complexity required to find the solution can be significantly increased, especially as  $\mathcal{G}$  becomes large (i.e., the network size grows). Hence, we show that the network formation game can be decomposed into several link formation games by deploying network coding, which enables the solution to be found with significantly lower complexity in the next.

#### 4.2. Network Coding Based Game Decomposition

We define *edge-disjoint subgraphs* of  $\mathcal{G}$  as a set of subgraphs whose links are disjointed and the union of them is  $\mathcal{G}$ <sup>13</sup>. Specifically, for  $N$  edge-disjoint subgraphs  $\mathcal{L}_1, \dots, \mathcal{L}_N$  of  $\mathcal{G}$  are

- $\mathcal{V}(\mathcal{L}_n) \subseteq \mathcal{V}(\mathcal{G})$ ,
- $\mathcal{E}(\mathcal{L}_n) \subseteq \mathcal{E}(\mathcal{G})$ ,
- $\bigcup_{n=1}^N \mathcal{E}(\mathcal{L}_n) = \mathcal{E}(\mathcal{G})$  and
- $\mathcal{E}(\mathcal{L}_n) \cap \mathcal{E}(\mathcal{L}_m) = \emptyset$  for  $1 \leq n, m \leq N, n \neq m$ .

which means that if a graph is decomposed into multiple edge-disjoint subgraphs, the vertices are allowed to be shared across subgraphs, but edges are not [67]<sup>14</sup>. The network formation game for a subgraph  $\mathcal{L}_n$  with  $\mathbf{D}$  can be expressed as

$$\mathbf{G}_{\mathcal{L}_n}(\mathbf{D}) = \langle \mathcal{V}(\mathcal{L}_n), (\mathbf{a}_i)_{v_i \in \mathcal{V}(\mathcal{L}_n)}, (u_i(a_i, a_{-i}, \mathbf{D}_i))_{v_i \in \mathcal{V}(\mathcal{L}_n)} \rangle$$

and the network status for the resulting network from  $\mathbf{G}_{\mathcal{L}_n}(\mathbf{D})$  is denoted by  $J_{\mathbf{G}_{\mathcal{L}_n}(\mathbf{D})}$ , as defined in (2).

Since the actions simultaneously determined by the players in a game are the union of the links that are active and inactive in the network, the product operation for games can be considered as the union of their network status, expressed as

$$\prod_{n=1}^N \mathbf{G}_{\mathcal{L}_n}(\mathbf{D}) \triangleq \bigcup_{n=1}^N J_{\mathbf{G}_{\mathcal{L}_n}(\mathbf{D})}. \quad (11)$$

In Theorem 1, we show that network coding can decompose the network formation game  $\mathbf{G}_{\mathcal{G}}(\mathbf{D})$  into independent games  $\mathbf{G}_{\mathcal{L}_n}(\mathbf{D})$  for subgraph  $\mathcal{L}_n$  for  $1 \leq n \leq N$ .

**Theorem 1.** *The network formation game for a graph can be decomposed by network coding into independent games for edge-disjoint subgraphs.*

<sup>13</sup> There can be maximum  $\binom{N_V}{2}$  edge-disjoint subgraphs in  $\mathcal{G}$  as each link with two nodes becomes a subgraph of  $\mathcal{G}$ . Hence, it is always possible to decompose  $\mathcal{G}$  into edge-disjoint subgraphs.

<sup>14</sup>By the definition of edge-disjoint subgraph, a vertex can be shared in multiple subgraphs such that data can be conveyed from one subgraph to another subgraph via the shared vertex. This allows data packets in the source nodes to be delivered to the destination nodes.

*Proof.* To show that the network formation game for a graph can be decomposed by network coding into independent games for edge-disjoint subgraphs, it should be proved that

$$\Phi(\mathbf{G}_{\mathcal{G}}(\mathbf{D})) = \prod_{n=1}^N \Phi(\mathbf{G}_{\mathcal{L}_n}(\mathbf{D})) \quad (12)$$

where  $\Phi$  is the network coding function defined in (3).

The network formation game for a graph  $\mathcal{G}$  is the joint game of edge-disjoint subgraphs  $\mathcal{L}_1, \dots, \mathcal{L}_N$ , which can be played as sequential conditional games based on a chain rule as in (13)–(15). Here, the equality between (13) and (14) is based on (11), and (15) is based on the definition of the network status in (2). Note that the network formation game expressed in (15) still includes the inter-link dependency.

By applying the network coding function  $\Phi$  in (15), we have

$$\Phi(\mathbf{G}_{\mathcal{G}}(\mathbf{D})) \quad (16)$$

$$\begin{aligned} &= \langle \{p_j \cdot e_{ij} | \forall v_i, v_j \in \mathcal{V}(\mathcal{L}_1), i \neq j\} \\ &\quad \cup \langle \{p_j \cdot e_{ij} | \forall v_i, v_j \in \mathcal{V}(\mathcal{L}_2), i \neq j\} \rangle \\ &\quad \cup \dots \cup \langle \{p_j \cdot e_{ij} | \forall v_i, v_j \in \mathcal{V}(\mathcal{L}_N), i \neq j\} \rangle \end{aligned} \quad (17)$$

$$= \Phi(J_{\mathcal{L}_1}(\mathbf{D})) \cup \Phi(J_{\mathcal{L}_2}(\mathbf{D})) \cup \dots \cup \Phi(J_{\mathcal{L}_N}(\mathbf{D})) \quad (18)$$

$$= \Phi(\mathbf{G}_{\mathcal{L}_1}(\mathbf{D})) \cdot \Phi(\mathbf{G}_{\mathcal{L}_2}(\mathbf{D})) \cdot \dots \cdot \Phi(\mathbf{G}_{\mathcal{L}_N}(\mathbf{D})) \quad (19)$$

$$= \prod_{n=1}^N \Phi(\mathbf{G}_{\mathcal{L}_n}(\mathbf{D}))$$

where the equality between (17) and (18) is based on (3), and (19) is based on (11). Therefore, the network formation game for a graph can be decomposed by network coding into independent games for edge-disjoint subgraphs, which completes the proof.  $\square$

Importantly, Theorem 1 implies that  $\mathbf{G}_{\mathcal{G}}(\mathbf{D})$  with multiple destinations in  $\mathbf{D}$  can be further decomposed into  $\mathbf{G}_{\mathcal{L}_n}(d)$  for  $1 \leq n \leq N$  and  $d \in \mathcal{D}$  with a single destination node  $v_d$ , which is shown in Theorem 2.

In order to prove this, we define a virtual subnode of  $v_i$  that has flows to be delivered to destination  $v_d$  as  $v_i(d)$ . By definition, there are  $|\mathcal{D}|$  virtual subnodes in  $v_i$ . Similarly, a virtual sublink of  $e_{ij}$  with destination  $v_d$  is denoted by  $e_{ij}(d)$ , and  $e_{ij}$  includes  $|\mathcal{D}|$  sublinks. Then, a virtual subgraph for destination  $v_d$  can be defined as  $\mathcal{L}_n(d)$ , which satisfies

- $\mathcal{V}(\mathcal{L}_n(d)) \subseteq \mathcal{V}(\mathcal{L}_n(\mathbf{D}))$ ,
- $\mathcal{E}(\mathcal{L}_n(d)) \subseteq \mathcal{E}(\mathcal{L}_n(\mathbf{D}))$ ,
- $\bigcup_{d \in \mathcal{D}} \mathcal{E}(\mathcal{L}_n(d)) = \mathcal{E}(\mathcal{L}_n(\mathbf{D}))$ , and
- $\mathcal{E}(\mathcal{L}_n(d)) \cap \mathcal{E}(\mathcal{L}_n(d')) = \emptyset$  for  $d, d' \in \mathcal{D}, d \neq d'$ .

**Theorem 2.** *The network formation game with multicast flows can be decomposed by network coding into independent games with unicast flows for edge-disjoint subgraphs.*

$$\begin{aligned} \mathbf{G}_{\mathcal{G}}(\mathbf{D}) &= \mathbf{G}_{\mathcal{L}_1, \mathcal{L}_2, \dots, \mathcal{L}_N}(\mathbf{D}) \\ &= \mathbf{G}_{\mathcal{L}_1}(\mathbf{D}) \cdot \mathbf{G}_{\mathcal{L}_2|\mathcal{L}_1}(\mathbf{D}) \cdots \mathbf{G}_{\mathcal{L}_N|\mathcal{L}_1, \mathcal{L}_2, \dots, \mathcal{L}_{N-1}}(\mathbf{D}) \end{aligned} \quad (13)$$

$$= J_{\mathbf{G}_{\mathcal{L}_1}}(\mathbf{D}) \cup J_{\mathbf{G}_{\mathcal{L}_2|\mathcal{L}_1}}(\mathbf{D}) \cup \cdots \cup J_{\mathbf{G}_{\mathcal{L}_N|\mathcal{L}_1, \mathcal{L}_2, \dots, \mathcal{L}_{N-1}}}(\mathbf{D}) \quad (14)$$

$$\begin{aligned} &= \left\langle \{X_{ij} \cdot e_{ij} | \forall v_i, v_j \in \mathcal{V}(\mathcal{L}_1), i \neq j\}, \left( \sum_{\forall v_i \in \mathcal{H}_j^{in}} e_{ij} \leq 1, \forall v_j \in \mathcal{V}(\mathcal{L}_1) \right) \right\rangle \\ &\cup \left\langle \{X_{ij} \cdot e_{ij} | \forall v_i, v_j \in \mathcal{V}(\mathcal{L}_2), i \neq j\}, \left( \sum_{\forall v_i \in \mathcal{H}_j^{in}} e_{ij} \leq 1, \forall v_j \in \mathcal{V}(\mathcal{L}_1) \cup \mathcal{V}(\mathcal{L}_2) \right) \right\rangle \\ &\cup \cdots \cup \left\langle \{X_{ij} \cdot e_{ij} | \forall v_i, v_j \in \mathcal{V}(\mathcal{L}_N), i \neq j\}, \left( \sum_{\forall v_i \in \mathcal{H}_j^{in}} e_{ij} \leq 1, \forall v_j \in \bigcup_{n=1}^N \mathcal{V}(\mathcal{L}_n) \right) \right\rangle \end{aligned} \quad (15)$$

*Proof.* In this proof, we show that  $\Phi(\mathbf{G}_{\mathcal{G}}(\mathbf{D}))$  can be decomposed into  $\Phi(\mathbf{G}_{\mathcal{L}_n}(d))$  for  $1 \leq n \leq N$  and  $d \in \mathcal{D}$ .

In Theorem 1, it is shown that

$$\Phi(\mathbf{G}_{\mathcal{G}}(\mathbf{D})) = \prod_{n=1}^N \Phi(\mathbf{G}_{\mathcal{L}_n}(\mathbf{D})). \quad (20)$$

Since a subgraph  $\mathcal{L}_n(\mathbf{D})$  can be decomposed into virtual subgraphs  $\mathcal{L}_n(d), \forall d \in \mathcal{D}$ , the game  $\mathbf{G}_{\mathcal{L}_n}(\mathbf{D})$  with network coding can also be decomposed into independent games  $\mathbf{G}_{\mathcal{L}_n}(d), \forall d \in \mathcal{D}$  for virtual subgraphs based on Theorem 1, i.e.,

$$\Phi(\mathbf{G}_{\mathcal{L}_n}(\mathbf{D})) = \prod_{d \in \mathcal{D}} \Phi(\mathbf{G}_{\mathcal{L}_n}(d)). \quad (21)$$

Therefore, we can conclude from (20) and (21) that

$$\Phi(\mathbf{G}_{\mathcal{G}}(\mathbf{D})) = \prod_{n=1}^N \prod_{d \in \mathcal{D}} \Phi(\mathbf{G}_{\mathcal{L}_n}(d)), \quad (22)$$

which completes the proof.  $\square$

Theorem 2 implies that network coding allows the network formation game for multicast flows (i.e.,  $\mathbf{G}_{\mathcal{L}_n}(\mathbf{D})$ ) to be decomposed into independent games with unicast flows for edge-disjoint subgraphs (i.e.,  $\mathbf{G}_{\mathcal{L}_n}(d), \forall d \in \mathcal{D}$ ). Moreover, Theorem 2 enables the topology of a network with multi-source multicast flows to be determined in a distributed way, by solving independent games of edge-disjoint subgraphs with unicast flows, referred to as the *link formation game* in this paper. More details about the link formation game are given in the next section. An illustrative example of the network formation and link formation games are shown in Figure 3.

#### 4.3. Link Formation Games and Distributed Topology Design

As discussed in Section 4.2, a link formation game consists of two players with a unicast flow. The strategic form of the link formation game can be expressed as

$$\mathbf{G}_{\mathcal{L}}(d) = \langle \mathcal{V}(\mathcal{L}), (\mathbf{a}_i)_{v_i \in \mathcal{V}(\mathcal{L})}, (u_i(a_i, a_{-i}, d))_{v_i \in \mathcal{V}(\mathcal{L})} \rangle \quad (23)$$

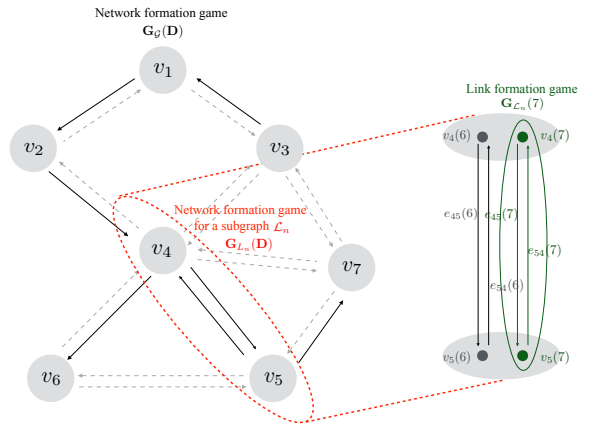


Figure 3: The decomposition of the network formation game into link formation games for the network illustrated in Figure 1. The network formation game  $\mathbf{G}_{\mathcal{G}}(\mathbf{D})$  is decomposed into independent games of edge-disjoint subgraphs  $\mathbf{G}_{\mathcal{L}_n}(\mathbf{D})$ , which are further decomposed into link formation games,  $\mathbf{G}_{\mathcal{L}_n}(d)$ . Note that the decomposition can be permitted only by deploying network coding.

where  $\mathcal{V}(\mathcal{L}) = \{v_i, v_j\}$  and  $\mathbf{a}_i = \{0, 1\}$  denote a player set and an action set for player  $v_i$  for destination  $v_d$ , respectively. The utility function is expressed as

$$u_i(a_i, a_j, d) = R_i(a_i, d) - \lambda_i(a_i, a_j) \quad (24)$$

$$= a_i (f(\delta_{jd}) - f(\delta_{id})) - \Lambda \cdot \frac{a_i}{a_i + a_j} \quad (25)$$

where  $f(\delta_{id}) : \mathbb{R} \rightarrow \mathbb{R}$  is an inversely proportional function of  $\delta_{id}$ . For the link formation game, the cost function can be expressed as

$$\lambda_i(a_i, a_j) = \Lambda \cdot \frac{a_i}{a_i + a_j} = \begin{cases} \Lambda, & \text{if } a_i = 1, a_j = 0 \\ \Lambda/2, & \text{if } a_i = 1, a_j = 1 \\ 0, & \text{if } a_i = 0 \end{cases}$$

The corresponding normal form of the link formation game is shown in Table 3.



Table 3: The normal form of the link formation game

$(u_i, u_j, d)$	$a_j = 1$	$a_j = 0$
$a_i = 1$	$(R_i(1, d) - \frac{\Delta}{2}, R_j(1, d) - \frac{\Delta}{2})$	$(R_i(1, d) - \Lambda, 0)$
$a_i = 0$	$(0, R_j(1, d) - \Lambda)$	$(0, 0)$

---

**Algorithm 1** Algorithm for Distributed Topology Design Based on Link Formation Games

---

**Require:** a set of nodes  $\mathcal{V}(\mathcal{G})$ , sets of neighbor nodes  $\mathcal{H}_i$  for  $v_i \in \mathcal{V}(\mathcal{G})$ , an index set of destinations  $\mathcal{D}$ , utility function  $u_i(a_i, a_j, d)$  for  $v_i \in \mathcal{V}(\mathcal{G})$

- 1: **Initialize:**  $\mathcal{E}(\mathcal{G}) = \emptyset$
  - 2: Decompose  $\mathcal{V}(\mathcal{G})$  into a set of node pairs  $\mathcal{V}(\mathcal{L}_n)$  for  $1 \leq n \leq \binom{N_V}{2}$
  - 3: **for**  $n = 1: \binom{N_V}{2}$  **do**
  - 4:    $(v_i, v_j) \leftarrow \mathcal{V}(\mathcal{L}_n)$  //assign players
  - 5:   **for**  $d \in \mathcal{D}$  **do**
  - 6:     **Initialize:**  $(a_i^*, a_j^*) \leftarrow (0, 0)$ ,  $flag = 0$
  - 7:     // begin link formation game
  - 8:     **while**  $flag = 0$  **do**
  - 9:        $temp\_a \leftarrow (a_i^*, a_j^*)$
  - 10:        $a_i^* \leftarrow \arg \max_{a_i} u_i(a_i, a_j^*, d)$
  - 11:        $a_j^* \leftarrow \arg \max_{a_j} u_j(a_i^*, a_j, d)$
  - 12:       **if**  $temp\_a = (a_i^*, a_j^*)$  **then**
  - 13:          $flag \leftarrow 1$
  - 14:        $e_{ij} \leftarrow a_i^*$ ,  $e_{ji} \leftarrow a_j^*$
  - 15: **return**  $\mathcal{E}(\mathcal{G})$
- 

As a solution concept for the link formation game, we adopt the pure strategy Nash equilibrium (NE). A pure strategy NE  $(a_i^*, a_j^*)$  for  $v_i$  and  $v_j$  can be expressed as

$$u_i(a_i^*, a_j^*, d) \geq u_i(a_i, a_j^*, d) \text{ for all } a_i \in \mathbf{a}_i \quad (26)$$

and

$$u_j(a_i^*, a_j^*, d) \geq u_j(a_i^*, a_j, d) \text{ for all } a_j \in \mathbf{a}_j. \quad (27)$$

If multiple pure strategy NEs exist, the set of pure strategy NEs is denoted by

$$\mathbf{A}^* = \{(a_i^*, a_j^*) | u_i(a_i^*, a_j^*, d) \geq u_i(a_i, a_j^*, d), \forall a_i \in \mathbf{a}_i, \\ u_j(a_i^*, a_j^*, d) \geq u_j(a_i^*, a_j, d), \forall a_j \in \mathbf{a}_j\}.$$

The pure strategy NE enables nodes  $v_i$  and  $v_j$  to decide which outgoing links are active or inactive, resulting in a stable network topology  $\mathcal{E}(\mathcal{L})$ .

The steps for the proposed solution are described in Algorithm 1. In Algorithm 1, nodes  $\mathcal{V}(\mathcal{G})$  are decomposed into  $N = \binom{N_V}{2}$  sets of node pairs  $\mathcal{V}(\mathcal{L}_n)$  for  $1 \leq n \leq N$ . Then, the link formation game is formulated as  $\mathbf{G}_{\mathcal{L}_n}(d) = \langle \mathcal{V}(\mathcal{L}_n), (\mathbf{a}_i)_{v_i \in \mathcal{V}(\mathcal{L}_n)}, (u_i(a_i, a_{-i}, d))_{v_i \in \mathcal{V}(\mathcal{L}_n)} \rangle$

given  $\mathcal{V}(\mathcal{L}_n)$  and a destination node  $v_d$ . The link formation games,  $\mathbf{G}_{\mathcal{L}_n}(d)$  for  $1 \leq n \leq N$ ,  $\forall d \in \mathcal{D}$ , are solved by finding a pure strategy NE, and all the active links can eventually be included in  $\mathcal{E}(\mathcal{G})$ .

Note that Algorithm 1 is guaranteed to determine at least one stable topology, as shown in Theorem 3.

**Theorem 3.** *It is guaranteed that at least one topology can be determined by Algorithm 1.*

*Proof.* See Appendix B. □

Based on Theorem 3, we confirm that Algorithm 1 can always provide at least one network topology for the multi-source multicast network. In the next section, we provide performance evaluation based on simulation results.

## 5. Simulation Results

In this simulation, we consider a sensor network in which all sensors collect data, and some of them are destination nodes. Sensor nodes aim to deliver their collected data to their destination nodes in  $\mathcal{D}_i$  by making links between them.

### 5.1. Simulation Setup

We consider  $N_V$  nodes in a cell with a radius of  $R$ , where the nodes are randomly located over the cell based on a uniform distribution. Since a node  $v_i$  would like to deliver its collected data to its destination nodes in  $\mathcal{D}_i$ , there are  $\sum_{i=1}^{N_V} |\mathcal{D}_i|$  total flows in the network. The connection boundary is set as  $\Delta = R$  so that the neighbor nodes of  $v_i$  are determined as  $\mathcal{H}_i = \{v_j | 0 < \delta_{ij} \leq R\}$ . Note that the longest distance between two edge nodes of the cell can be  $2R$  such that our simulation setting  $\Delta = R$  may induce a multi-hop network. Each node makes its own decisions for outgoing link formation with neighbor nodes based on Algorithm 1.

In the simulations, we use a function  $f(\delta_{id})$  for the utility function in (25), defined as

$$f(\delta_{id}) = \frac{1}{\delta_{id}^2 + 1} \quad (28)$$

which satisfies the requirements for  $f(\delta_{id})$  discussed in Section 4.1, i.e., it is inversely proportional to  $\delta_{id}$  and  $f(\delta_{jd}) - f(\delta_{id}) > 0$  for  $\delta_{id} > \delta_{jd}$ . Hence, if  $v_i$  makes an outgoing link to  $v_j$ , which is closer to a destination node than  $v_i$ , then positive rewards are given to  $v_i$ . For example, consider two node pairs  $(v_i, v_j)$  and  $(v'_i, v'_j)$  that have 1)

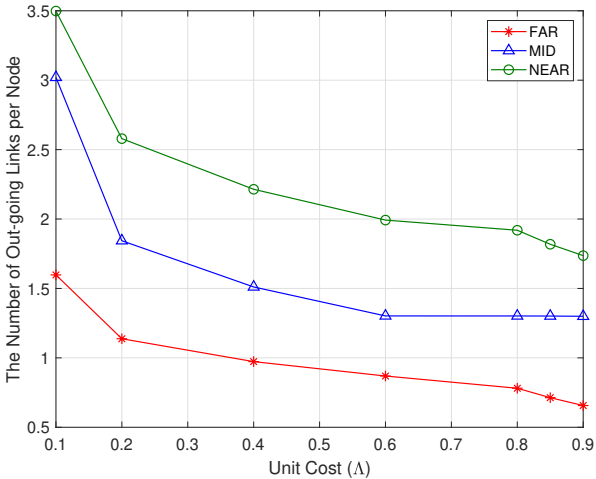


Figure 4: The number of outgoing links per node for  $N_V = 50$ .

the same distance between them, i.e.,  $\delta_{id} - \delta_{jd} = \delta_{i'd} - \delta_{j'd}$ , but 2) different locations, i.e.,  $\delta_{id} < \delta_{i'd}, \delta_{jd} < \delta_{j'd}$ . Then,

$$f(\delta_{jd}) - f(\delta_{id}) > f(\delta_{j'd}) - f(\delta_{i'd}), \quad (29)$$

which implies that the nodes close to the destination ( $v_i, v_j$ ) receive more reward than the distant nodes ( $v'_i, v'_j$ ). The utility function of the link formation game in (25) can be correspondingly expressed as

$$u_i(a_i, a_j, d) = a_i \left( \frac{1}{\delta_{jd}^2 + 1} - \frac{1}{\delta_{id}^2 + 1} \right) - \left( \frac{a_i}{a_i + a_j} \cdot \Lambda \right). \quad (30)$$

We finally define *network utility* as a measure of the resulting networks performance, expressed as

$$U(a_i, a_{-i}, \mathbf{D}) = \sum_{\forall v_i \in \mathcal{V}(\mathcal{G})} \left( \sum_{d \in \mathbf{D}} R_i(a_i, d) - \lambda_i(a_i, a_{-i}) \right)$$

which includes both the total rewards from all the destination nodes and the costs required to make links in the networks. Therefore, the network utility can be used to quantify how many rewards can be earned by the nodes while reducing the costs of link formation.

## 5.2. Numerical Analysis of the Proposed Topology Design

In this section, we numerically analyze several aspects of the proposed algorithm for the topology formation implemented by Algorithm 1. In the simulations, we consider two destination nodes, i.e.,  $|\mathcal{D}_i| = 2$  for  $1 \leq i \leq N_V$ , which are randomly determined in each experiment unless otherwise stated. The connection boundary is set as  $R = 10$  and all the experiment results are averaged from 1,000 independent experiments.

Figure 4 shows the effects of node locations on the probability of link formation. In the experiment, we con-

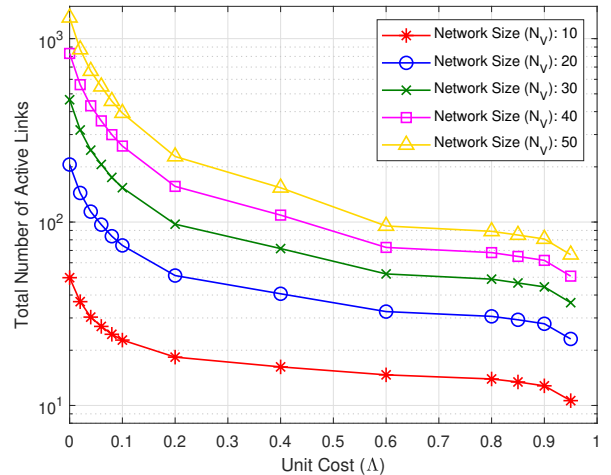


Figure 5: The number of active links for unit costs in various network sizes.

sider two adjacent nodes as the destination for all nodes, located at the cell edge, i.e.,  $\mathcal{D}_1 = \dots = \mathcal{D}_{N_V}$ . The nodes in the network are classified as three types based on their distance from the destination nodes: those that are close to the destinations (NEAR), far from the destinations (FAR), and in the middle of them (MID). Figure 4 clearly confirms that the nodes closer to the destinations make more outgoing links. This is because  $f(\delta_{id})$  in the utility function enables nodes closer to the destinations to obtain more rewards by making outgoing links.

Figure 5 shows the total number of active links in a network ( $|\mathcal{E}(\mathcal{V})|$ ) for various unit costs ( $\Lambda$ ) and network sizes ( $N_V$ ). It can be confirmed that a smaller number of active links is included in a resulting network topology as the network size decreases or the unit cost increases. This is because the nodes with more neighbor nodes or with lower unit cost can make a larger number of active links.

The number of active links in a network topology can influence the successful connection from source nodes to destination nodes. In order to evaluate the impact of the number of active links on successful network formation, we define the *connection failure ratio* as the number of disconnected flows over the total number of flows ( $\sum_{i=1}^{N_V} |\mathcal{D}_i|$ ). In Figure 6, connection failure ratios for unit costs are presented.

As shown in Figure 5, the number of active links decreases rapidly as  $\Lambda$  increases in the range of small  $\Lambda$  values (e.g.,  $0 \leq \Lambda \leq 0.2$ ). However, this does not significantly affect the connection failure ratios as shown in Figure 6. In contrast, a small number of links can be active in the range of large  $\Lambda$  values (e.g.,  $0.8 \leq \Lambda \leq 1$ ), which significantly increases the connection failure ratio, thereby resulting in a high probability of unsuccessful data delivery. Hence, a network can be sustainable in terms of successful data delivery only if the number of active links is large enough to take advantage of path diversity. Note that Algorithm 1 is

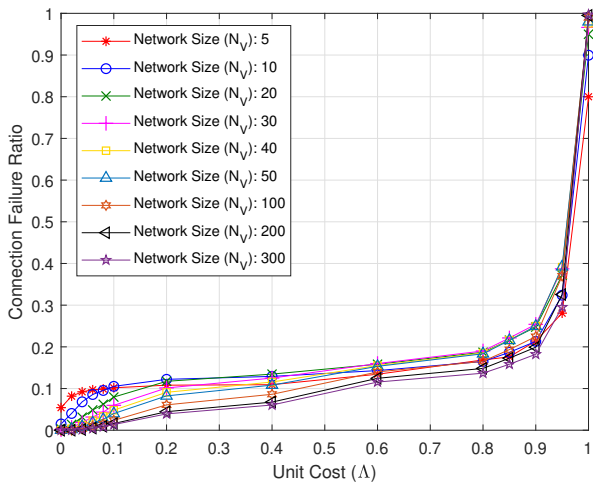


Figure 6: Connection failure ratios for unit costs in various network sizes.

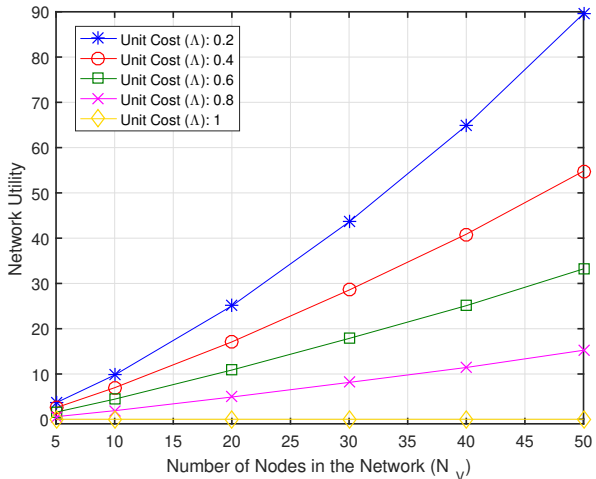


Figure 7: Network utilities for network sizes with various unit costs.

scalable to the network size in terms of the connection failure ratio (or network topology formation) since the impact of network size on the connection failure ratios is limited, as shown in Figure 6. Therefore, the proposed algorithm can be deployed in large-scale networks.

In Figure 7, the network utilities for various network sizes and unit costs are shown. The network utility increases as  $N_V$  increases (i.e., more rewards can be achieved) or  $\Delta$  decreases (i.e., the cost for link formation is lowered). In the experiments, for example, network nodes decide not to build any links if  $\Delta = 1$ , achieving no network utility.

We next evaluate the performance of the proposed algorithm in terms of the network goodput, measured by the number of packets successfully delivered to the destinations per time slot. The results are shown in Figure 8 and Figure 9. In this experiment, the connection boundary is set as  $\Delta = 1.1R$ , and all nodes in the network generate and deliver packets toward two destination nodes. They

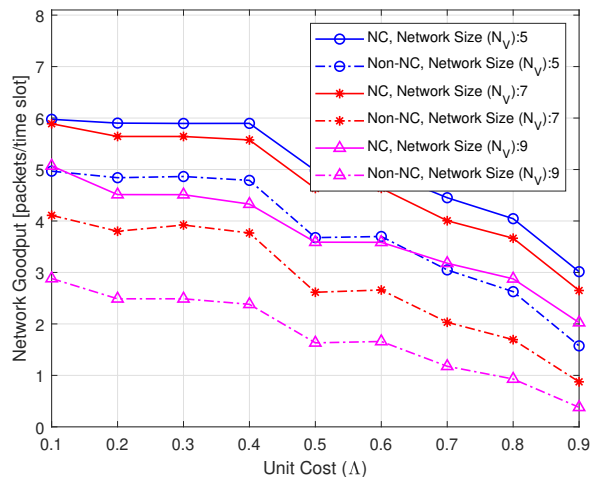


Figure 8: Network goodput with and without network coding for unit costs in various network sizes.

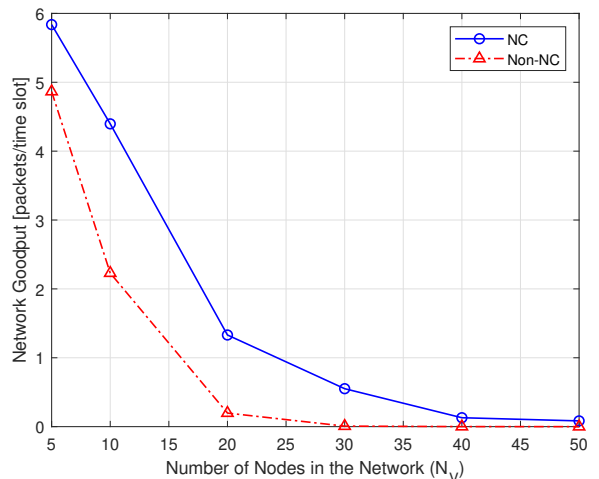


Figure 9: Network goodput with and without network coding over network sizes when  $\Delta = 0.1$ .

make decisions on link formation based on Algorithm 1. It is obvious that network goodput decreases as unit cost increases because the connection failure ratio also increases, as confirmed in Figure 6. Figure 8 shows that higher network goodput can be achieved by deploying network coding, which means that the proposed algorithm successfully builds the network while taking advantage of network coding. In Figure 8 and Figure 9, it is observed that network goodput decreases as network size increases. This is because the number of hops required for a packet to arrive at the destination increases as the network size is enlarged, taking a longer time for packet delivery. The results are well-aligned with [68], which theoretically proves that the goodput scales as  $\mathcal{O}(1/\sqrt{N_V \log N_V})$  in random networks and  $\mathcal{O}(1/\sqrt{N_V})$  in the optimal networks.

In the next section, we compare the network performances achieved by topology formation strategies includ-

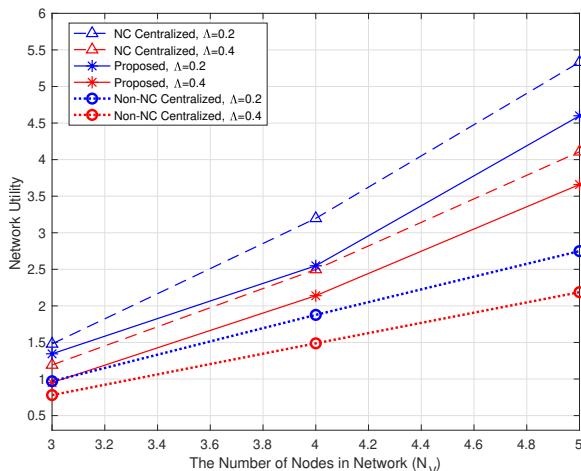


Figure 10: Network utility for four strategies.

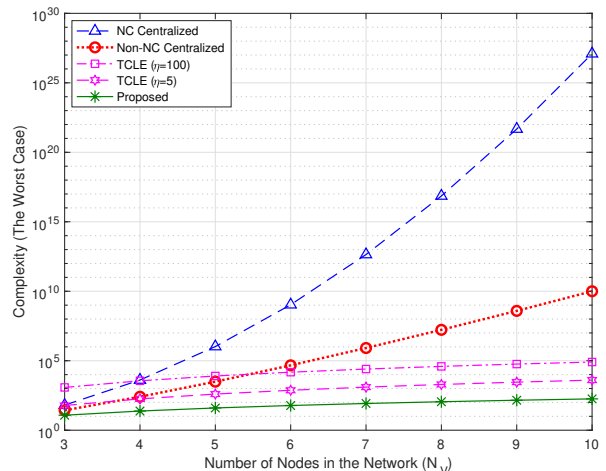


Figure 11: Complexity required for the four strategies (worst case scenarios).

ing the proposed algorithm.

### 5.3. Performance Comparison

In this section, we evaluate the performance of the proposed algorithm in terms of network utility and computational complexity. The performance of the proposed algorithm is compared with the existing network formation strategies shown below.

1. *Non-NC Centralized*: A centralized solution to find an optimal network topology based on exhaustive search. The network does not deploy network coding such that the solution should be found by explicitly considering the inter-link dependency condition. This strategy can be formulated as

$$(a_i^*, a_{-i}^*) = \arg \max_{(a_i, a_{-i})} U(a_i, a_{-i}, \mathbf{D})$$

$$\text{subject to } \sum_{v_j \in \mathcal{H}_i} E_{ij}(a_i) \leq 1, \forall v_i \in \mathcal{V}(\mathcal{G}).$$

2. *NC Centralized*: A centralized solution to find an optimal network topology based on exhaustive search. The network deploys network coding such that the inter-link dependency condition cannot be considered. It can be formulated as

$$(a_i^*, a_{-i}^*) = \arg \max_{(a_i, a_{-i})} U(a_i, a_{-i}, \mathbf{D}).$$

3. *TCLE* [11]: A distributed solution to topology formation based on a non-cooperative game. For fair comparison, we deploy network coding, and no inter-link dependency condition is considered. In this strategy, a node chooses its transmission power by balancing the target network connectivity redundancy  $\epsilon$  against transmission energy dissipation. The number of actions available for a node is denoted by  $\eta$ .

Figure 10 shows the network utility from each network formation strategy, including the proposed algorithm. The NC-Centralized strategy can achieve the highest network utility because the optimal network topology can be chosen from all possible topologies that can be formed from other strategies. Hence, this can be considered as the upper bound of network coding based strategies. The proposed strategy provides higher network utility than the Non-NC Centralized strategy and TCLE. Unlike the proposed approach, which can consider more topologies to maximize rewards by making multiple outgoing links, the Non-NC Centralized strategy can find the optimal topology that is allowed only by the inter-link dependency condition. Among the considered strategies, TCLE provides the lowest network utility because the focus of TCLE is not on construction of successful connections between source nodes and destination nodes when it forms a network topology. Instead, it considers overall network connectivity in terms of algebraic connectivity [69].

We next investigate the complexity required to deploy the network formation strategies, which is measured by the size of the search space. The search space is determined by the number of actions available for link formation. The size of the network considered in the complexity analysis is  $n$ . For the Non-NC Centralized strategy, each node can make at most one outgoing link, so that a node has at most  $n$  link formation choices. Given  $n$  nodes in the network, the maximum number of choices is thus  $n^n$ , and the complexity is  $\mathcal{O}(n^n)$ . For the NC Centralized strategy, each node has a maximum of  $2^{n-1}$  choices because each node has a maximum of  $n-1$  neighbor nodes to make a link, and each link can be either active or inactive. Given  $n$  nodes in the network, the maximum number of choices is thus  $2^{n(n-1)}$  and the complexity becomes  $\mathcal{O}(2^{n^2})$ . The proposed algorithm has a maximum of  $\binom{n}{2}$  neighbor node pairs, and each pair has four actions. Because each node pair chooses an action in-

Table 4: Theoretical complexity with network size  $n$

Strategy	Non-NC Centralized	NC Centralized	TCLE [11]	Proposed
Complexity (Worst Case)	$\mathcal{O}(n^n)$	$\mathcal{O}(2^{n^2})$	$\mathcal{O}(\eta \cdot n^3)$	$\mathcal{O}(n^2)$

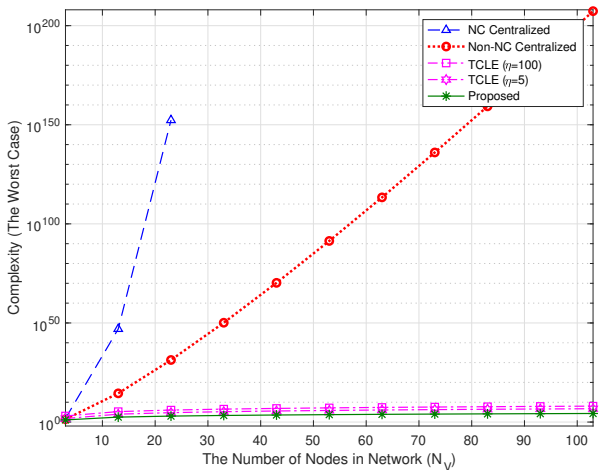


Figure 12: Complexity required for the four strategies (worst case scenarios).

dependently, the search space becomes  $\binom{n}{2} \times 4$ , so that the complexity becomes  $\mathcal{O}(n^2)$ . The complexity in TCLE is  $\mathcal{O}(\eta \cdot n^3)$ , because there are  $n$  nodes and each one has the worst case complexity  $\mathcal{O}(\eta \cdot n^2)$ . Therefore, the proposed strategy requires the lowest complexity to find the optimal network topology, so that it can be deployed in practice into a large-scale network. The complexity required for the four network formation strategies is summarized in Table 4 and presented in Figure 11 and Figure 12. In Figure 12, it is clearly observed that the complexity for centralized strategies grows much faster than decentralized strategies as the network grows. Thus, it is not feasible to use such high complexity centralized strategies in a realistic large network setting.

We further show the performance comparison in terms of average per-node goodput (packets/time slot/node) for decentralized solutions (i.e., proposed and TCLE) over increasing network sizes up to 50 nodes. The location of node is randomly generated with uniform distribution and this is the average results from 4000 independent simulations. The average per-node goodput is defined as the average number of successfully delivered packets per time per node [70, 71, 72, 73] such that it is a fair measure to compare goodput of the network with different sizes. The per-node goodput can be different upon utilization of network coding. In Figure 13, we show both cases for a given network - with and without network coding. Figure 13 shows that the proposed solution outperforms TCLE in all range of network sizes and both NC and Non-NC cases. As the network size grows, it is observed that the per-node goodput decreases across the strategies. This is because as

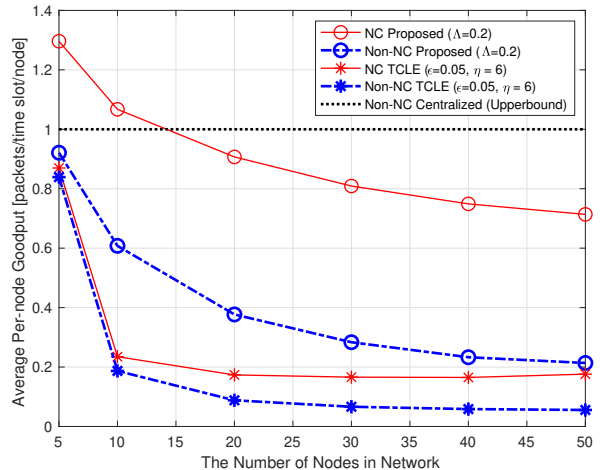


Figure 13: Average per-node goodput for various network sizes and strategies

the network size increases, it requires a longer travel time to arrive at the destination, leading to a lower per-node goodput. If each node can send maximum a packet per time slot, which is the assumption of this simulation, the upper bound of per-node goodput in an optimal network without network coding becomes 1 per-node goodput, i.e., all nodes send 1 packet per time slot (fully utilizing the link capacity) and all transmitted packets are successfully delivered to destination (no connection failure, no packet loss).

## 6. Conclusion

In this paper, we propose an algorithm for a distributed topology formation in network coding enabled large-scale sensor networks with multi-source multicast flows. The distributed topology formation problem is formulated as a network formation game in which the players (nodes in the network) decide whether to make links with neighbor nodes by considering a reward for distance reduction and the cost required for link formation. We show that the network formation game can be decomposed into independent link formation games by deploying network coding. Network topologies can thus be determined based on the solution to individual link formation games played by only two nodes, leading to a distributed algorithm with low complexity. We also show that the proposed algorithm guarantees to find at least one network topology. The simulation results confirm that the proposed algorithm can achieve high network utility with significantly low complexity and is scalable to any network size. Therefore, it

can be deployed in large-size networks.

## Appendix A. Network Coding Based Dissemination

In the network operation in (4), node  $v_j$  combines its data  $x_j$  and all the incoming data  $X_{ij}, \forall v_i \in \tilde{\mathcal{H}}_j^{in}$  multiplied by local coding coefficients  $c_{ij}, \forall v_i \in \{\tilde{\mathcal{H}}_j^{in}, v_j\}$ , expressed as

$$\begin{aligned} y_j &= \sum_{v_i \in \tilde{\mathcal{H}}_j^{in}} \bigoplus (c_{ij} \otimes X_{ij}) \oplus c_{jj} \otimes x_j \\ &= \sum_{v_i \in \tilde{\mathcal{H}}_j^{in}} \bigoplus (c_{ij} \otimes y_i) \oplus c_{jj} \otimes x_j \end{aligned} \quad (\text{A.1})$$

$$= \sum_{v_i \in \tilde{\mathcal{H}}_j^{in}} \bigoplus \left( c_{ij} \otimes \left( \sum_{k=1}^{N_V} \bigoplus (C_{ki} \otimes x_k) \right) \right) \oplus c_{jj} \otimes x_j. \quad (\text{A.2})$$

In (A.1),  $X_{ij} = y_i$  because  $p_i = [C_{1i}, \dots, C_{N_V i}, y_i]$  is transmitted through  $e_{ij}$ , and (A.2) is induced from (4).

Since the global coding coefficient  $C_{kj}$  is updated in every encoding process, (A.2) can be expressed as

$$\begin{aligned} y_j &= \sum_{v_i \in \tilde{\mathcal{H}}_j^{in}} \bigoplus \left( \sum_{k=1}^{N_V} \bigoplus c_{ij} \otimes C_{ki} \otimes x_k \right) \oplus c_{jj} \otimes x_j \\ &= \sum_{k=1}^{N_V} \bigoplus \left( \sum_{v_i \in \{\tilde{\mathcal{H}}_j^{in}, v_j\}} \bigoplus c_{ij} \otimes C_{ki} \right) \otimes x_k \end{aligned} \quad (\text{A.3})$$

$$= \sum_{k=1}^{N_V} \bigoplus (C_{kj} \otimes x_k). \quad (\text{A.4})$$

In (A.4), the global coding coefficient is updated based on  $C_{ki} = \sum_{v_i \in \{\tilde{\mathcal{H}}_j^{in}, v_j\}} \bigoplus c_{ij} \otimes C_{ki}$ . Thus,  $p_j = [C_{1j}, \dots, C_{N_V j}, y_j]$  is constructed and forwarded to the nodes in  $\tilde{\mathcal{H}}_j^{out}$ .

In this paper, we assume that all data in a network are elements in a GF with size  $2^M$ , denoted as  $\text{GF}(2^M)$ , i.e.,  $x_i, y_i \in \text{GF}(2^M)$ , as the network coding operations in (4) are performed in a GF. Moreover, we use random linear network coding (RLNC) [74] so that the local coding coefficient is randomly selected in  $\text{GF}(2^M)$ .

Let  $\mathcal{S}_i = \{v_j | v_i \in \mathcal{D}_j, \forall v_j \in \mathcal{V}(\mathcal{G})\}$  be a set of source nodes whose destination set includes  $v_i$  and  $\mathbf{S}_i = \{j | v_j \in \mathcal{S}_i\}$  be an index set of source nodes for  $v_i$ . Given the packets  $\tilde{p}_1, \dots, \tilde{p}_K$  that  $v_i$  received, we can construct a vector of network coded data  $\tilde{\mathbf{y}} = [\tilde{y}_1, \dots, \tilde{y}_K]^T$  and the global coding coefficient matrix  $\tilde{\mathbf{C}}$ , expressed as

$$\tilde{\mathbf{C}} = \begin{bmatrix} \tilde{C}_{11} & \cdots & \tilde{C}_{N_V 1} \\ & \vdots & \\ \tilde{C}_{1K} & \cdots & \tilde{C}_{N_V K} \end{bmatrix} = [\tilde{\mathbf{c}}_1 \cdots \tilde{\mathbf{c}}_{N_V}] \quad (\text{A.5})$$

where  $\tilde{\mathbf{c}}_j = [\tilde{C}_{j1}, \dots, \tilde{C}_{jK}]^T$ .

## Appendix B. Proof of Theorem 3

Theorem 3 can be proved by showing that at least one pure strategy NE exists for the link formation game, i.e.  $\mathbf{A}^* \neq \emptyset$ .

Nash's Existence Theorem [75] shows that every finite game has a mixed strategy NE, where pure strategies are chosen stochastically with certain probabilities. Since the link formation game  $\mathbf{G}_{\mathcal{L}}(d)$  defined in (23) includes a finite number of nodes and a finite number of actions, it is a finite game. Therefore, a mixed strategy NE exists for this game.

Suppose that  $\alpha_i$  is a strategy of player  $v_i$  with the probability of taking action  $a_i = 1$ . The corresponding utility is given by

$$u_i(\alpha_i, \alpha_j, d) = \alpha_i \left( f(\delta_{jd}) - f(\delta_{id}) - \left( \frac{1}{1 + E_{ji}(\alpha_j)} \cdot \Lambda \right) \right).$$

Let  $\alpha_i^*$  and  $\alpha_j^*$  be mixed strategy NEs for  $v_i$  and  $v_j$  that satisfy  $u_i(\alpha_i^*, \alpha_j^*, d) \geq u_i(\alpha_i, \alpha_j^*, d)$  and  $u_j(\alpha_i^*, \alpha_j^*, d) \geq u_j(\alpha_i^*, \alpha_j, d)$  for all  $v_i, v_j \in \mathcal{V}(\mathcal{L})$ .

For the  $\xi \in [-\alpha_i^*, 1 - \alpha_i^*]$  perturbation of mixed strategy NE  $\alpha_i^*$ , the resulting utility of  $v_i$  can be expressed as

$$\begin{aligned} u_i(\alpha_i^* + \xi, \alpha_j, d) &= (\alpha_i^* + \xi) \times \left( f(\delta_{jd}) - f(\delta_{id}) - \left( \frac{1}{1 + E_{ji}(\alpha_j)} \cdot \Lambda \right) \right) \\ &= u_i(\alpha_i^*, \alpha_j, d) + \xi \times \left( f(\delta_{jd}) - f(\delta_{id}) - \left( \frac{1}{1 + E_{ji}(\alpha_j)} \cdot \Lambda \right) \right) \\ &= u_i(\alpha_i^*, \alpha_j, d) + \xi \times \beta. \end{aligned}$$

If  $\beta > 0$ , then  $\frac{\partial u_i(\alpha_i^* + \xi, \alpha_j, d)}{\partial \xi} > 0$ , and thus,  $v_i$  can always decrease its utility by decreasing  $\xi$ . This means that the pure strategy  $\alpha_i = 0$  strictly dominates any strategies  $\alpha_i^* + \xi$ . For  $\beta < 0$ , on the other hand,  $\frac{\partial u_i(\alpha_i^* + \xi, \alpha_j, d)}{\partial \xi} < 0$ , and thus, the pure strategy  $\alpha_i = 1$  strictly dominates any strategies  $\alpha_i^* + \xi$ . If  $\beta = 0$ , then  $\frac{\partial u_i(\alpha_i^* + \xi, \alpha_j, d)}{\partial \xi} = 0$  and  $\xi$  does not affect the cost such that both pure strategies  $\alpha_i = 0$  and  $\alpha_i = 1$  have the same utility as the mixed strategy NE  $\alpha_i^*$ . Therefore, the pure strategy  $\alpha_i = 0$  or  $\alpha_i = 1$  can always weakly dominate mixed strategies  $\alpha_i^* + \xi$ .

Similarly, the  $\xi$  perturbation of mixed strategy NE  $\alpha_j^*$  also concludes that the pure strategy  $\alpha_j = 0$  or  $\alpha_j = 1$  can always weakly dominate mixed strategies  $\alpha_j^* + \xi$ .

In conclusion, a pure strategy NE can always weakly dominate mixed strategy NEs in the link formation game  $\mathbf{G}_{\mathcal{L}}(d)$ , implying that a pure strategy NE exists. Hence, Algorithm 1 guarantees at least one topology.

## References

## References

- [1] Qualcomm Wi-Fi SON and distributed networking.  
URL <https://www.qualcomm.com/products/features/wi-fi-son>

- [2] Y. Li, Z. Zhang, C. Wang, W. Zhao, H.-H. Chen, Blind cooperative communications for multihop ad hoc wireless networks, *IEEE Transactions on Vehicular Technology* 62 (7) (2013) 3110–3122.
- [3] Y. Li, C. Liao, Y. Wang, C. Wang, Energy-efficient optimal relay selection in cooperative cellular networks based on double auction, *IEEE Transactions on Wireless Communications* 14 (8) (2015) 4093–4104.
- [4] S. Kar, J. M. Moura, Sensor networks with random links: Topology design for distributed consensus, *IEEE Transactions on Signal Processing* 56 (7) (2008) 3315–3326.
- [5] Y. Li, X. Zhu, C. Liao, C. Wang, B. Cao, Energy efficiency maximization by jointly optimizing the positions and serving range of relay stations in cellular networks, *IEEE Transactions on Vehicular Technology* 64 (6) (2014) 2551–2560.
- [6] Y. Li, J. Liu, B. Cao, C. Wang, Joint optimization of radio and virtual machine resources with uncertain user demands in mobile cloud computing, *IEEE Transactions on Multimedia* 20 (9) (2018) 2427–2438.
- [7] M. Kwon, H. Park, Network coding-based distributed network formation game for multi-source multicast networks, in: *IEEE International Conference on Communications*, 2017.
- [8] M. Kwon, H. Park, Network coding based evolutionary network formation for dynamic wireless networks, *IEEE Transactions on Mobile Computing* 18 (6) (2019) 1316–1329. doi:10.1109/TMC.2018.2861001.
- [9] D. S. Kim, Y. J. Chung, Self-organization routing protocol supporting mobile nodes for wireless sensor network, in: *International Multi-Symposiums on Computer and Computational Sciences*, Vol. 2, 2006, pp. 622–626.
- [10] R. S. Komali, A. B. MacKenzie, R. P. Gilles, Effect of selfish node behavior on efficient topology design, *IEEE Transactions on Mobile Computing* 7 (9) (2008) 1057–1070.
- [11] M. Xu, Q. Yang, K. S. Kwak, Distributed topology control with lifetime extension based on non-cooperative game for wireless sensor networks, *IEEE Sensors Journal* 16 (9) (2016) 3332–3342.
- [12] C.-Y. Chong, S. P. Kumar, Sensor networks: evolution, opportunities, and challenges, *Proceedings of the IEEE* 91 (8) (2003) 1247–1256.
- [13] M. Kwon, H. Park, Distributed network formation strategy for network coding based wireless networks, *IEEE Signal Processing Letters* 24 (4) (2017) 432–436.
- [14] F. Aalamifar, L. Lampe, Cost-efficient qos-aware data acquisition point placement for advanced metering infrastructure, *IEEE Transactions on Communications* (2018) 1–1.
- [15] P. Johari, J. M. Jornet, Nanoscale optical wireless channel model for intra-body communications: Geometrical, time, and frequency domain analyses, *IEEE Transactions on Communications* 66 (4) (2018) 1579–1593.
- [16] N. Deligiannis, J. F. C. Mota, E. Zimos, M. R. D. Rodrigues, Heterogeneous networked data recovery from compressive measurements using a copula prior, *IEEE Transactions on Communications* 65 (12) (2017) 5333–5347.
- [17] R. Bellman, Bottleneck problems and dynamic programming, *Proceedings of the National Academy of Sciences of the United States of America* 39 (9) (1953) 947.
- [18] O. Berman, D. Einav, G. Handler, The constrained bottleneck problem in networks, *Operations Research* 38 (1) (1990) 178–181.
- [19] A. P. Punnen, A fast algorithm for a class of bottleneck problems, *Computing* 56 (4) (1996) 397–401.
- [20] R. Ahlswede, N. Cai, S.-Y. R. Li, R. W. Yeung, Network information flow, *IEEE Transactions on Information Theory* 46 (4) (2000) 1204–1216.
- [21] K. Chi, X. Jiang, S. Horiguchi, M. Guo, Topology design of network-coding-based multicast networks, *IEEE Transactions on Parallel and Distributed Systems* 19 (5) (2008) 627–640. doi:10.1109/TPDS.2007.70743.
- [22] R. Prior, D. E. Lucani, Y. Phulpin, M. Nistor, J. Barros, Network coding protocols for smart grid communications, *IEEE Transactions on Smart Grid* 5 (3) (2014) 1523–1531.
- [23] C. Greco, M. Kieffer, C. Adjih, Necorpia: Network coding with random packet-index assignment for mobile crowdsensing, in: *IEEE International Conference on Communications*, 2015, pp. 6338–6344.
- [24] B. Cao, L. Qiao, Y. Li, Stackelberg game theoretic approach for probabilistic network coding in retransmission mechanism, in: *2014 IEEE 8th International Symposium on Embedded Multi-core/Manycore SoCs*, IEEE, 2014, pp. 15–20.
- [25] Y. Li, Y. Wu, B. Cao, L. Qiao, W. Zhang, W. Tang, Retransmission mechanism with probabilistic network coding in wireless networks, in: *2014 IEEE Global Communications Conference*, IEEE, 2014, pp. 4502–4507.
- [26] M. Kwon, H. Park, P. Frossard, Compressed network coding: Overcome all-or-nothing problem in finite fields, in: *IEEE Wireless Communications and Networking Conference*, 2014, pp. 2851–2856.
- [27] M. Yang, Y. Yang, A linear inter-session network coding scheme for multicast, in: *Proc. IEEE International Symposium on Network Computing and Applications*, 2008, pp. 177–184.
- [28] P. A. Chou, Y. Wu, Network coding for the internet and wireless networks, *IEEE Signal Processing Magazine* 24 (5) (2007) 77–85. doi:10.1109/MSP.2007.904818.
- [29] A. R. Lehman, E. Lehman, Complexity classification of network information flow problems, in: *ACM-SIAM Symposium on Discrete Algorithms*, 2004, pp. 142–150.
- [30] Y. Kim, G. D. Veciana, Is rate adaptation beneficial for inter-session network coding?, *IEEE Journal on Selected Areas in Communications* 27 (5) (2009) 635–646.
- [31] A. Khreishah, C. C. Wang, N. B. Shroff, Rate control with pairwise inter-session network coding, *IEEE/ACM Transactions on Networking* 18 (3) (2010) 816–829.
- [32] E. Bourtsoulatze, N. Thomos, P. Frossard, Decoding delay minimization in inter-session network coding, *IEEE Transactions on Communications* 62 (6) (2014) 1944–1957.
- [33] H. Seferoglu, A. Markopoulou, Distributed rate control for video streaming over wireless networks with inter-session network coding, in: *International Packet Video Workshop*, 2009.
- [34] E. Bourtsoulatze, N. Thomos, P. Frossard, Distributed rate allocation in inter-session network coding, *IEEE Transactions on Multimedia* 16 (6) (2014) 1752–1765.
- [35] A. Douik, S. Sorour, T. Y. Al-Naffouri, M. S. Alouini, Decoding delay controlled completion time reduction in instantly decodable network coding, *IEEE Transactions on Vehicular Technology* 66 (3) (2017) 2756 – 2770.
- [36] P. A. Chou, Y. Wu, K. Jain, Practical network coding, in: *Annual Allerton Conference on Communication, Control, and Computing*, Monticell, IL, USA, 2003.
- [37] K. Jain, M. Mahdian, M. R. Salavatipour, Packing steiner trees, in: *ACM-SIAM symposium on Discrete algorithms*, 2003, pp. 266–274.
- [38] S.-Y. R. Li, R. W. Yeung, N. Cai, Linear network coding, *IEEE Transactions on Information Theory* 49 (2) (2003) 371–381.
- [39] Y. Cui, Y. Xue, K. Nahrstedt, Optimal distributed multicast routing using network coding, in: *IEEE International Conference on Communications*, 2007, pp. 3610–3615.
- [40] X. Yan, J. Yang, Z. Zhang, An outer bound for multisource multisink network coding with minimum cost consideration, *IEEE Transactions on Information Theory* 52 (6) (2006) 2373–2385.
- [41] D. Traskov, N. Ratnakar, D. S. Lun, R. Koetter, M. Médard, Network coding for multiple unicasts: An approach based on linear optimization, in: *IEEE International Symposium on Information Theory*, 2006, pp. 1758–1762.
- [42] S. Movassaghi, M. Shirvanimoghaddam, M. Abolhasan, D. Smith, An energy efficient network coding approach for wireless body area networks, in: *IEEE Conference on Local Computer Networks*, 2013, pp. 468–475.
- [43] K. Sohrabi, J. Gao, V. Ailawadhi, G. J. Pottie, Protocols for self-organization of a wireless sensor network, *IEEE Personal Communications* 7 (5) (2000) 16–27.
- [44] N. Heo, P. K. Varshney, Energy-efficient deployment of intelligent mobile sensor networks, *IEEE Transactions on Systems*,

- Man, and Cybernetics - Part A: Systems and Humans 35 (1) (2005) 78–92.
- [45] Y. Song, M. van der Schaar, Dynamic network formation with incomplete information, *Economic Theory* 59 (2) (2015) 301–331.
- [46] S. Eidenbenz, V. Kumar, S. Zust, Equilibria in topology control games for ad hoc networks, *Mobile Networks and Applications* 11 (2) (2006) 143–159.
- [47] S. Katti, I. Maric, A. Goldsmith, D. Katabi, M. Medard, Joint relaying and network coding in wireless networks, in: *IEEE International Symposium on Information Theory*, 2007, pp. 1101–1105.
- [48] I.-J. Baik, S.-Y. Chung, Network coding for two-way relay channels using lattices, in: *IEEE International Conference on Communications*, 2008, pp. 3898–3902.
- [49] Y. Li, R. H. Louie, B. Vucetic, Relay selection with network coding in two-way relay channels, *IEEE Transactions on Vehicular Technology* 59 (9) (2010) 4489–4499.
- [50] Y. Xu, X. Chen, Node localization in wireless sensor network using dynamic distance prediction algorithm, in: *IEEE International Instrumentation and Measurement Technology Conference*, 2011, pp. 1–4.
- [51] S. Kim, S. Y. Park, D. Kwon, J. Ham, Y. Ko, H. Lim, Two-hop distance estimation in wireless sensor networks, *International Journal of Distributed Sensor Networks* 13 (2) (2017) 1550147716689683.
- [52] S. Katti, H. Rahul, H. Wenjun, D. Katabi, M. Médard, J. Crowcroft, Xors in the air: practical wireless network coding, *IEEE/ACM Transactions on Networking* 16 (3) (2008) 497–510.
- [53] T. Nad, A. Krishnamurthy, Problems with network coding in overlay networks, Technical Report, Yale University.
- [54] H. Topakkaya, Network coding for wireless and wired networks: Design, performance and achievable rates, Ph.D. thesis, Iowa State University (2011).
- [55] J. Cloud, L. M. Zeger, M. Médard, Mac centered cooperation - synergistic design of network coding, multi-packet reception, and improved fairness to increase network throughput, *IEEE Journal on Selected Areas in Communications* 30 (2) (2012) 341–349.
- [56] S. M. Mirrezaei, M. Dosararian-Moghadam, M. Yazdanpanahei, Effect of network coding and multi-packet reception on point-to-multi-point broadcast networks, *Wireless Personal Communications* 79 (3) (2014) 1859–1891.
- [57] M. Schäl, On quadratic cost criteria for option hedging, *Mathematics of operations research* 19 (1) (1994) 121–131.
- [58] Y. Huang, T. A. Louis, Nonparametric estimation of the joint distribution of survival time and mark variables, *Biometrika* 85 (4) (1998) 785–798.
- [59] O. Pele, M. Werman, The quadratic-chi histogram distance family, in: *European conference on computer vision*, Springer, 2010, pp. 749–762.
- [60] D. Filipović, E. Mayerhofer, P. Schneider, Density approximations for multivariate affine jump-diffusion processes, *Journal of Econometrics* 176 (2) (2013) 93–111.
- [61] Y. Zhang, M. Guizani, Game theory for wireless communications and networking, CRC press, 2011.
- [62] D. Grigoras, M. Riordan, Cost-effective mobile ad hoc networks management, *Future Generation Computer Systems* 23 (8) (2007) 990–996.
- [63] E. Anshelevich, A. Dasgupta, J. Kleinberg, E. Tardos, T. Wexler, T. Roughgarden, The price of stability for network design with fair cost allocation, *SIAM Journal on Computing* 38 (4) (2008) 1602–1623.
- [64] S. Herzog, S. Shenker, D. Estrin, Sharing the cost of multicast trees: an axiomatic analysis, *IEEE/ACM Transactions on Networking* 5 (6) (1997) 847–860.
- [65] E. Arcaute, R. Johari, S. Mannor, Network formation: Bilateral contracting and myopic dynamics, *IEEE Transactions on Automatic Control* 54 (8) (2009) 1765–1778.
- [66] J. Feigenbaum, C. H. Papadimitriou, S. Shenker, Sharing the cost of multicast transmissions, in: *Journal of Computer and System Sciences*, Vol. 63, 2001, pp. 21–41.
- [67] U. Agarwal, U. P. Singh, Graph theory, Laxmi Publications, 2009.
- [68] P. Gupta, P. R. Kumar, The capacity of wireless networks, *IEEE Transactions on Information Theory* 46 (2) (2000) 388–404.
- [69] J. L. Gross, J. Yellen, Handbook of graph theory, CRC press, 2004.
- [70] I. Nikolaidis, K. Iniewski, Building Sensor Networks: From Design to Applications, CRC Press, 2013.
- [71] S. Brahma, M. Chatterjee, K. Kwiat, P. K. Varshney, Traffic management in wireless sensor networks: Decoupling congestion control and fairness, *Computer Communications* 35 (6) (2012) 670–681.
- [72] F. Nawab, K. Jamshaid, B. Shihada, P.-H. Ho, TMAC: Timestamp-ordered MAC for CSMA/CA wireless mesh networks, in: *2011 Proceedings of 20th International Conference on Computer Communications and Networks (ICCCN)*, IEEE, 2011, pp. 1–6.
- [73] A. Pandya, A. Kansal, G. Pottie, Goodput and delay in networks with controlled mobility, in: *2008 IEEE Aerospace Conference*, IEEE, 2008, pp. 1–8.
- [74] M. Médard, R. Koetter, D. Karger, M. Effros, J. Shi, B. Leong, A random linear network coding approach to multicast, *IEEE Transactions on Information Theory* 52 (10) (2006) 4413–4430.
- [75] J. F. Nash, Equilibrium points in n-person games, *Proceedings of the National Academy of Sciences of the United States of America* 36 (1) (1950) 48–49.