

Vacuum Quantum Stress Tensor Fluctuations: A Diagonalization Approach

Enrico D. Schiappacasse,^{*} Christopher J. Fewster,[†] and L. H. Ford[‡]

^{*,‡} *Institute of Cosmology, Department of Physics and Astronomy,
Tufts University, Medford, MA 02155, USA*

[†] *Department of Mathematics, University of York,
Heslington, York YO10 5DD, United Kingdom*

(Dated: February 3, 2022)

Large vacuum fluctuations of a quantum stress tensor operator can be described by the asymptotic behavior of the probability distribution of the time or spacetime averaged operator. Here we focus on the case of stress tensor operators averaged with a sampling function in time. The Minkowski vacuum state is not an eigenstate of the time-averaged operator, but can be expanded in terms of its eigenstates. We calculate the probability distribution and the cumulative probability distribution for obtaining a given value in a measurement of the time-averaged operator taken in the vacuum state. In these calculations, we use the normal ordered square of the time derivative of a massless scalar field in Minkowski spacetime as an example of a stress tensor operator. We analyze the rate of decrease of the tail of the probability distribution for different temporal sampling functions, such as compactly supported functions and the Lorentzian function. We find that the tails decrease relatively slowly, as exponentials of fractional powers, in agreement with previous work using the moments of the distribution. Our results lead additional support to the conclusion that large vacuum stress tensor fluctuations are more probable than large thermal fluctuations, and may have observable effects.

^{*}Electronic address: Enrico.Schiappacasse@tufts.edu

[†]Electronic address: chris.fewster@york.ac.uk

[‡]Electronic address: ford@cosmos.phy.tufts.edu

I. INTRODUCTION

The definition and the use of the expectation value of a quantum stress tensor operator have been a topic of intense study in recent decades. The semiclassical theory for gravity uses the renormalized expectation value of the quantum matter stress tensor to give an approximate description of the effects of quantum matter fields on the gravitational field. As in the semiclassical theory of electromagnetic radiation, it is expected that this theory is a reasonable approximation to a more complete quantum theory of gravity coupled to matter fields. It is known that a renormalized stress energy operator for quantum fields in curved spacetime is associated with quantum corrections to Einstein's equations, via higher order derivative terms [1]. These corrections lead to physical effects, such as small scale factor oscillations around an expanding background universe and quantum particle creation [2]. Moreover, this theory has been successful about giving a plausible description of the back reaction to black hole evaporation through Hawking radiation [3]. However, the semiclassical theory does not consider the quantum fluctuations of the stress tensor around its expectation value and their possible effects. Several authors have studied a variety of physical effects associated with quantum stress tensor fluctuations [4]. These effects include, for example, potentially observable gravity waves from quantum stress tensor fluctuations in inflationary models [5], effects of vacuum electric field fluctuations on light propagation in nonlinear materials [6, 7], and barrier penetration of charged or polarizable particles through large vacuum radiation pressure fluctuations [8, 9].

In general, the physical effects of large fluctuations of a quantum stress tensor operator can be studied through the analysis of the probability distribution for the time or space-time averaged operator. This probability distribution can be inferred (at least qualitatively) from the moments of the averaged operator, and the exact distribution was found in a two-dimensional model in Ref. [10]. The moments method was used in Ref. [11] to infer the probability distribution for several normal-ordered quadratic operators in four dimensional Minkowski spacetime with Lorentzian time averaging. These included the square of the electric field and the energy densities of a massless scalar field and of the electromagnetic field. This idea was extended in Ref. [12] to compactly supported functions of time. These results predict an asymptotic form of the probability distribution function for large fluctuations of

$$P(x) \sim c_0 x^b e^{-ax^c}, \quad x \gg 1. \quad (1.1)$$

Here the dimensionless variable x is the measurement of the stress tensor fluctuations and c_0, a, b , and c are constants which depend on the sampling function. In the case of the Lorentzian time averaged electromagnetic energy density, for example, $a \sim 1$ and $c = 1/3$.

Because thermal fluctuations are exponentially suppressed in energy, vacuum fluctuations can dominate over thermal fluctuations at large energies. However, the moments of a quantum stress tensor operator grow very rapidly, to the extent that they might not uniquely determine the probability distribution, so it is desirable to seek alternative methods.

In the present paper, we develop such an independent test of the moments approach for the study the probability distribution of time-averaged quantum stress tensor operators. The main idea is to diagonalize the time-averaged operator through a change of basis and calculate the cumulative probability distribution function of their quantum fluctuations in the vacuum state. We are interested in checking the behavior predicted by the high moments approach, and in determining which modes and particle numbers give the dominant contribution to the large fluctuations. Unlike the moments approach, which primarily gives information about the asymptotic behavior of the probability distribution for large vacuum stress tensor fluctuations, the diagonalization approach in principle gives a unique probability distribution for a broad range of fluctuations x . We take the normal ordered square of the time derivative of a massless scalar field in Minkowski spacetime as our stress tensor operator, and find the tail of the probability distribution for different temporal sampling functions, specifically a class of compactly supported functions and the Lorentzian function. The tails decrease relatively slowly, as exponentials of fractional powers, in agreement with previous results using the moments of the distribution.

The paper is organized as follows: In Sec. II, we review the main results of Ref. [12] on the high moments approach to the analysis of the probability distribution for quantum stress tensor operators. In Sec. III, we develop an independent approach to the study of probability distributions based on the diagonalization of the operator. In Sec. IV, we show the numerical results obtained for different time sampling functions. In Sec. V, we summarize and discuss the main results of the paper.

II. MOMENT-BASED APPROACH TO THE PROBABILITY DISTRIBUTION

Here we review the main results of Ref. [12]. Working in 4-dimensional Minkowski spacetime, let $T(t, \mathbf{x})$ be a operator which is a quadratic function of a free field operator and define its time average with a real-valued sampling function $f(t)$ by

$$\bar{T} = \int_{-\infty}^{\infty} :T(t, \mathbf{x}): f(t) dt. \quad (2.1)$$

We will consider measurements of the time average \bar{T} rather than T . The sampling function has a characteristic width τ and should decay quickly as $|t| \gg \tau$. One example is a Lorentzian

function, used in Ref. [11], whose mathematical expression and Fourier transform are given by

$$f_L(t) = \frac{\tau}{\pi(t^2 + \tau^2)} \quad \text{and} \quad \hat{f}_L(\omega) = e^{-|\omega\tau|}, \quad (2.2)$$

where the Fourier transform of $f_L(t)$ and its normalization are given by

$$\hat{f}_L(\omega) = \int_{-\infty}^{\infty} dt e^{-i\omega t} f_L(t) \quad \text{and} \quad \hat{f}_L(0) = 1. \quad (2.3)$$

However, if the measurement of the operator occurs in a finite interval of time, the sampling function is better described by a smooth and compactly supported function. This kind of sampling function is strictly zero outside a finite region, avoiding the long temporal tails of functions like the Lorentzian. It therefore gives a better description of a measurement which begins and ends at finite times. We will be interested in compactly supported nonnegative functions whose Fourier transform has the following asymptotic form when $\omega\tau \gg 1$:

$$\hat{f}(\omega) \sim \gamma e^{-\beta|\omega\tau|^\alpha}, \quad (2.4)$$

where α , γ , and β are constants. Here $\alpha \in (0, 1)$ is a decay parameter which defines the rate of decrease of $\hat{f}(\omega)$ (values $\alpha \geq 1$ are incompatible with f having compact support). It is worth emphasising that τ does not directly measure the support of f , but rather indicates the shortest characteristic timescale associated with f ; in our examples, this will characterise the switch-on and switch-off regions.

For any given f (compactly supported or not) define the n -th moment of the normal-ordered time-averaged quadratic operator \bar{T} , Eq. (2.1), as

$$\mu_n = \langle 0 | (\bar{T})^n | 0 \rangle, \quad (2.5)$$

where $|0\rangle$ is the Minkowski vacuum vector of the theory. As we will now see, the form of the Fourier transform \hat{f} defines the rate of growth of the moments μ_n and, as a result, the probability for large fluctuations.

In the first instance, we work in a box of finite volume and express \bar{T} in a mode sum of creation and annihilation bosonic operators as

$$\bar{T} = \sum_{ij} \left(\tilde{A}_{ij} a_i^\dagger a_j + \tilde{B}_{ij} a_i a_j + \tilde{B}_{ij}^* a_i^\dagger a_j^\dagger \right), \quad (2.6)$$

where \tilde{A}_{ij} and \tilde{B}_{ij} are components of symmetric matrices \tilde{A} and \tilde{B} , which have the functional forms

$$\tilde{A}_{ij} \propto (\omega_i \omega_j)^{1/2} \hat{f}(\omega_i - \omega_j), \quad (2.7)$$

$$\tilde{B}_{ij} \propto (\omega_i \omega_j)^{1/2} \hat{f}(\omega_i + \omega_j), \quad (2.8)$$

where ω_i are the mode frequencies. Precise forms of \tilde{A} and \tilde{B} will be given when we come to specific examples in Section IV. The moment μ_n can be expressed as an n -th degree polynomial in these components. As n increases, the number of terms in the expression for the n -th moment grows rapidly. Fortunately, only one term gives the dominant contribution for $n \gg 1$:

$$M_n = 4 \sum_{j_1 \cdots j_n} \tilde{B}_{j_1 j_2} \tilde{A}_{j_2 j_3} \tilde{A}_{j_3 j_4} \cdots \tilde{A}_{j_{n-1} j_n} \tilde{B}_{j_n j_1}^* \quad (2.9)$$

First, $\tilde{B}_{j_1 j_2}$ and $\tilde{B}_{j_n j_1}^*$ have to begin and end, respectively, the expression for M_n because $\tilde{B}_{ij}^* a_i^\dagger a_j^\dagger$ and $\tilde{B}_{ij} a_i a_j$ in Eq. (2.6) are the only terms which do not annihilate the vacuum from the left and right, respectively. Second, all the remaining coefficients in M_n are \tilde{A}_{ij} 's, which fall slower than \tilde{B}_{ij} 's when ω_i becomes large. This arises because the \tilde{A}_{ij} involve a difference in frequencies, as opposed to the sum in the \tilde{B}_{ij} . Provided that $\hat{f} \geq 0$, all the terms contributing to the n -th moment are nonnegative, so M_n is actually a lower bound on μ_n , which will give us a lower bound on the probability distribution for large vacuum fluctuations.

To be more specific, now consider the time average of $:\dot{\phi}^2:$, where ϕ is a massless scalar field in four-dimensional Minkowski spacetime. Then, passing to a continuous mode sum, the dominant term takes the form

$$M_n = \frac{1}{(2\pi^2)^n} \int_0^\infty d\omega_1 \cdots d\omega_n (\omega_1 \cdots \omega_n)^3 \hat{f}(\omega_1 + \omega_2) \hat{f}(\omega_2 - \omega_3) \cdots \hat{f}(\omega_{n-1} - \omega_n) \hat{f}(\omega_n + \omega_1). \quad (2.10)$$

If \hat{f} has the asymptotic form (2.4), then the dominant term has the asymptotic form, in units in which $\tau = 1$,

$$M_n \sim \frac{3! \gamma^2 [2\pi f(0)]^{n-2} \Gamma[(3n+2)/\alpha - 4]}{(2\pi^2)^n \alpha^5 (2\beta)^{(3n+2)/\alpha}} \quad (2.11)$$

for $n \gg 1$, where $f(0) = (2\pi)^{-1} \int_{-\infty}^\infty d\omega \hat{f}(\omega)$ (see Sec. IV of [12]). The most important part of this expression is the gamma function factor, which leads a rapid rate of growth of the high moments, $M_n \propto (3n/\alpha)!$. Thus, the parameter α is crucial in determining the rate of growth of the moments when $n \gg 1$.

The goal is to use the asymptotic form for the moments, Eq. (2.11), to obtain information about the probability distribution for large vacuum fluctuations. Return to arbitrary units for the characteristic timescale τ . Let $P(x)$ be the probability density for the distribution of the dimensionless variable $x = \bar{T}\tau^4$ in measurements of \bar{T} in the vacuum state. While there is no upper bound on the values of x that can arise – and therefore no upper bound on the support of P – there is a lower bound $x > -x_0$ for some $x_0 > 0$. There is a deep connection

between this feature of the stress tensor probability distribution and quantum inequality bounds, which is explained in detail in Refs. [10, 11]. We define the tail distribution (also called the complementary cumulative distribution function), $P_{>}(x)$, as the probability of finding any value $y \geq x$ in a measurement

$$P_{>}(x) = \int_x^{\infty} P(y) dy \quad (2.12)$$

and of course P is normalized so that $P_{>}(x) = 1$ for $x \leq -x_0$. The n -th moment of \bar{T} can be written in terms of P as

$$\mu_n = \tau^{-4n} \int_{-x_0}^{\infty} x^n P(x) dx \quad (2.13)$$

and this can be compared with the asymptotic form of the dominant contribution M_n , Eq. (2.11), to infer information about $P(x)$ and $P_{>}(x)$. In this way, we are led to consider the asymptotic forms

$$P(x) \sim c_0 x^b e^{-ax^c}, \quad \text{and} \quad P_{>}(x) \sim 1 - \frac{c_0 a^{-(1+b)/c}}{c} \Gamma\left(\frac{1+b}{c}, ax^c\right), \quad (2.14)$$

for large vacuum fluctuations, $x \gg 1$, where c_0, a, b , and c are constants to be determined, and for which the corresponding moments obey

$$\mu_n \approx c_0 \int_{-x_0}^{\infty} x^{n+b} e^{-ax^c} dx = \frac{c_0}{c} a^{-(n+b+1)/c} \Gamma[(n+b+1)/c]. \quad (2.15)$$

when n becomes large. The similarity between this expression and the asymptotic form for M_n , Eq. (2.11), is evident, and leads to the identifications

$$c = \frac{\alpha}{3}, \quad b = -\frac{(4\alpha+1)}{3}, \quad a = 2\beta \left(\frac{f(0)}{\pi}\right)^{-\alpha/3}, \quad c_0 = ca^{(1+b)/c} 3! \gamma^2 \alpha^{-5} (2\beta)^{-2/\alpha} [2\pi f(0)]^{-2}. \quad (2.16)$$

However, the situation is a little bit more subtle, because it is not guaranteed that a set of moments growing as fast as $(3n/\alpha)!$ (for $\alpha < 1$) determines a unique probability distribution [14]. Fortunately, the difference between two probability distributions with the same moments is just an oscillatory function, which does not add any interesting feature to the general form of $P(x)$ for our purposes. Therefore the parameters in Eq. (2.16) should provide a good approximation to the asymptotic behavior of $P(x)$ and $P_{>}(x)$. Rigorous arguments to this effect are given in Sec. VI of [11].

The argument just given applies to the case of a compactly supported function with asymptotics given by Eq. (2.4). For the case of a non-compactly supported sampling function such as a Lorentzian, Eq. (2.2), a slightly different argument is needed to compute the asymptotic form of the dominant contribution M_n , as is explained in detail in Ref. [11].

However, the analysis of high moments still leads to an asymptotic form for $P(x)$ given by Eq. (2.14) with $c = 1/3$. This is consistent with the $\alpha \rightarrow 1$ limit of the relation $c = \alpha/3$ derived for compactly supported functions, in which limit the asymptotic form (2.4) agrees with that of the Lorentzian (2.2), with $\gamma = \beta = 1$.

In general, we see that the decay parameter α in the asymptotic form of the sampling function's Fourier transform determines the rate of decay in $P(x)$ for large x , and hence the probability of large vacuum fluctuations. The smaller α is, the more slowly the tail decreases and the greater the probability of large fluctuations becomes. For compactly supported functions, the value of α is related to the rate of switch-on and switch-off of $f(t)$. [See Eqs. (51) and (52) in Ref. [12].]

III. DIAGONALIZATION OF THE QUADRATIC BOSONIC STRESS TENSOR

So far, we have studied the probability distribution for quantum stress operators by analyzing the behavior of high moments of these operators. Now we proceed to develop an independent test of the moment-based approach, in which we diagonalize \bar{T} and express the Minkowski vacuum vector in the basis of its eigenstates. Note that the vacuum is not in general an eigenstate of the time averaged quantum stress tensor operator, \bar{T} ; indeed, this would be incompatible with the Reeh–Schlieder theorem if the sampling function is compactly supported. Using the expression for the vacuum in terms of the new basis allows us to calculate the probability distribution function of obtaining a specific result in a measurement of \bar{T} . This approach can yield information about the contribution of various modes and occupation numbers to the probability distribution, in addition to providing a uniquely defined probability distribution.

A. Bogoliubov diagonalization

We express a general quadratic operator H as a mode sum involving bosonic creation and annihilation operators for N modes as

$$H = \frac{1}{2} \sum_{ij}^N \left(a_i^\dagger D_{1ij} a_j + a_i^\dagger D_{2ij} a_j^\dagger + a_i D_{3ij} a_j + a_i D_{4ij} a_j^\dagger \right), \quad (3.1)$$

where

$$[a_i, a_j^\dagger] = \delta_{ij} \mathbb{1} \quad \text{and} \quad [a_i, a_j] = [a_i^\dagger, a_j^\dagger] = 0, \quad (3.2)$$

and $\mathbb{1}$ is the identity operator. Here the coefficients of Eq. (3.1) correspond to elements of N -square matrices $\{D_r\}_{r=1}^4$ which form the so-called dynamical matrix

$$\mathcal{D} = \begin{pmatrix} D_1 & D_2 \\ D_3 & D_4 \end{pmatrix}. \quad (3.3)$$

Here we follow an approach developed by Colpa [15] for the diagonalization of \mathcal{D} . This approach was previously applied to stress tensor operators by Dawson [16], who was primarily concerned with quantum inequality bounds on expectation values. The diagonalization of the quadratic operator H implies a homogeneous linear transformation (Bogoliubov transformation [17]) to go from the original set of bosonic operators, $(a_i, a_i^\dagger)_{i=1}^N$, to a new one, $(b_i, b_i^\dagger)_{i=1}^N$, in which H takes a diagonal form. For our purposes, we consider the case $D_1 = D_4 = F$ and $D_2 = D_3 = G$ with F and G real and symmetric matrices. Under these conditions, we may normal order the operator H in Eq. (3.1) to obtain

$$:H: = \frac{1}{2} (2\mathbf{a}^\dagger F \mathbf{a} + \mathbf{a}^T G \mathbf{a} + \mathbf{a}^\dagger G \mathbf{a}^{\dagger T}), \quad \text{with } \mathbf{a} \equiv \begin{pmatrix} a_1 \\ a_2 \\ \vdots \\ a_N \end{pmatrix} \quad \text{and } \mathbf{a}^\dagger \equiv (a_1^\dagger \ a_2^\dagger \ \cdots \ a_N^\dagger), \quad (3.4)$$

and the superscript T denotes a transpose. Here we have combined the first and last terms in Eq. (3.1) using the fact that F is real and symmetric. Note that the operator \bar{T} in Eq. (2.6) takes this form, in the case of infinite N , where $F = \tilde{A}$ and $G = 2\tilde{B}$. An important observation is that we may use the canonical commutation relations (3.2) to write

$$:H: = \frac{1}{2} (\mathbf{a}^\dagger \ \mathbf{a}^T) \begin{pmatrix} F & G \\ G & F \end{pmatrix} \begin{pmatrix} \mathbf{a} \\ \mathbf{a}^{\dagger T} \end{pmatrix} - \frac{1}{2} \text{Tr}(F) \mathbb{1}. \quad (3.5)$$

Now we apply a Bogoliubov transformation

$$\mathbf{a} = A\mathbf{b} + B\mathbf{b}^{\dagger T}, \quad \text{with } \mathbf{b} \equiv \begin{pmatrix} b_1 \\ b_2 \\ \vdots \\ b_N \end{pmatrix} \quad \text{and } \mathbf{b}^\dagger \equiv (b_1^\dagger \ b_2^\dagger \ \cdots \ b_N^\dagger), \quad (3.6)$$

where A and B are real $N \times N$ matrices, and the new set of bosonic operators satisfy the usual commutation relations $[b_i, b_j^\dagger] = \delta_{ij} \mathbb{1}$ and $[b_i, b_j] = [b_i^\dagger, b_j^\dagger] = 0$. Note that the commutation relations for the a and a^\dagger operators and the Bogoliubov transformation, Eq. (3.6), impose conditions upon A and B matrices of the form

$$AA^T - BB^T = I \quad \text{and} \quad AB^T - BA^T = 0, \quad (3.7)$$

where I and 0 are the identity and null $N \times N$ matrices, respectively. A consequence of these equations is that $(A - B)(A^T + B^T) = I$, so $A \pm B$ is invertible with inverse $A^T \mp B^T$.

Substituting Eq. (3.6) into Eq. (3.5), we obtain

$$:H: = \frac{1}{2} (\mathbf{b}^\dagger \ \mathbf{b}^T) \begin{pmatrix} A^T & B^T \\ B^T & A^T \end{pmatrix} \begin{pmatrix} F & G \\ G & F \end{pmatrix} \begin{pmatrix} A & B \\ B & A \end{pmatrix} \begin{pmatrix} \mathbf{b} \\ \mathbf{b}^{\dagger T} \end{pmatrix} - \frac{1}{2} \text{Tr}(F) \mathbf{1}. \quad (3.8)$$

Now we impose a diagonalization condition

$$\begin{pmatrix} A^T & B^T \\ B^T & A^T \end{pmatrix} \begin{pmatrix} F & G \\ G & F \end{pmatrix} \begin{pmatrix} A & B \\ B & A \end{pmatrix} = \begin{pmatrix} \Lambda & 0 \\ 0 & \Lambda \end{pmatrix}, \quad (3.9)$$

in Eq. (3.8), where $\Lambda = \text{diag}(\lambda_1, \dots, \lambda_N)$. Using the canonical commutation relations for the b_i , we obtain

$$:H: = \sum_{i=1}^N \lambda_i b_i^\dagger b_i + C_{\text{shift}} \mathbf{1}, \quad (3.10)$$

where

$$C_{\text{shift}} = \frac{1}{2} \text{Tr}(\Lambda - F). \quad (3.11)$$

It is clear that $:H:$ is diagonal in the orthonormal basis formed by vectors

$$|\mathbf{n}\rangle_b = \left(\prod_{i=1}^N \frac{(b_i^\dagger)^{n_i}}{\sqrt{n_i!}} \right) |0\rangle_b \quad (3.12)$$

where $\mathbf{n} = (n_1, \dots, n_N)$ with each n_i a nonnegative occupation number, so that $b_i^\dagger b_i |\mathbf{n}\rangle_b = n_i |\mathbf{n}\rangle_b$ and $|0\rangle_b$ is annihilated by all the b_i . The eigenvalues are easily read off from

$$:H: |\mathbf{n}\rangle_b = (n_i \lambda_i + C_{\text{shift}}) |\mathbf{n}\rangle_b, \quad (3.13)$$

where the i -index runs from 1 to N , and a sum on repeated indices is understood. The operator $:H:$ is bounded from below provided that $\lambda_1, \dots, \lambda_N$ are all nonnegative, in which case C_{shift} is the lowest eigenvalue. This gives a quantum inequality bound

$$\langle \psi | :H: | \psi \rangle \geq C_{\text{shift}} \quad (3.14)$$

for all physical normalized states ψ . Note that C_{shift} is both the lowest eigenvalue of the time-averaged stress tensor operator, and the lower bound on its probability distribution, $P(x)$, so that $C_{\text{shift}} = -x_0$.

Let us return to the problem of achieving the diagonalization in practice. Noting that Eq. (3.7) can be written in matrix notation as

$$\begin{pmatrix} A & -B \\ -B & A \end{pmatrix} \begin{pmatrix} A^T & B^T \\ B^T & A^T \end{pmatrix} = \begin{pmatrix} I & 0 \\ 0 & I \end{pmatrix}, \quad (3.15)$$

we use the diagonalization condition, Eq. (3.9), to obtain

$$\begin{pmatrix} F & G \\ G & F \end{pmatrix} \begin{pmatrix} A & B \\ B & A \end{pmatrix} = \begin{pmatrix} A & -B \\ -B & A \end{pmatrix} \begin{pmatrix} \Lambda & 0 \\ 0 & \Lambda \end{pmatrix} = \begin{pmatrix} A\Lambda & -B\Lambda \\ -B\Lambda & A\Lambda \end{pmatrix}, \quad (3.16)$$

which is equivalent to a set of $2N$ -equations to be solved for A , B , and Λ , given F and G :

$$(F + G)(A + B) = (A - B)\Lambda, \quad (3.17)$$

$$(F - G)(A - B) = (A + B)\Lambda. \quad (3.18)$$

A consequence of these equations and $(A \pm B)^{-1} = (A \mp B)^T$ is that

$$(A + B)^T(F + G)(A + B) = \Lambda = (A - B)^T(F - G)(A - B) \quad (3.19)$$

and as we are interested in the case where Λ is positive definite, it follows that a solution is only possible if both $F + G$ and $F - G$ are also positive definite. In this case, the equations can be solved as follows. First, because $F - G$ is positive, we may use the Cholesky decomposition [18] to find a real and invertible matrix K such that $K^\dagger K = F - G$. The matrix $K(F + G)K^\dagger$ is real, symmetric and positive definite and therefore can be brought to diagonal form $U^\dagger K(F + G)K^\dagger U$ where all the diagonal entries are strictly positive and U is a real orthogonal matrix. We then define

$$\Lambda = \sqrt{U^\dagger K(F + G)K^\dagger U} \quad (3.20)$$

It may be verified (see Appendix A) that the solution to (3.17) and (3.18) is given by Λ together with

$$A = \frac{1}{2}(\Phi + \Psi) \quad \text{and} \quad B = \frac{1}{2}(\Phi - \Psi), \quad (3.21)$$

where

$$\Phi = K^\dagger U \Lambda^{-1/2} \quad \text{and} \quad \Psi = (F + G)\Phi \Lambda^{-1}. \quad (3.22)$$

B. Probabilities for particle sectors and outcomes for the single-mode case

Now that we have the real matrices, A and B , we want to express the original vacuum state, $|0\rangle_a$, as a linear combination of the eigenstates of \bar{T} , which are linear combinations of the $|n_i\rangle_b$ in the new b -basis. First, we will develop the simplest case, a single mode, to obtain insight into the general case. The single mode case shows some interesting features which hold for the general case. In this case, A and B become 1×1 matrices, or real numbers. Express

$$|0\rangle_a = \sum_{n=0}^{\infty} C_n |n\rangle_b, \quad (3.23)$$

where C_n are coefficients to be determined. Apply the a -annihilation operator from the left and use the Bogoliubov transformation for the single mode case, Eq. (3.6), according to

$$0 = a|0\rangle_a = \sum_{n=0}^{\infty} C_n (Ab + Bb^\dagger) |n\rangle_b, \quad (3.24)$$

$$= C_1 A |0\rangle_b + \sum_{n=0}^{\infty} \left(C_{n+2} A \sqrt{n+2} |n+1\rangle_b + C_n B \sqrt{n+1} |n+1\rangle_b \right). \quad (3.25)$$

Now apply $(|0\rangle_b)^\dagger$ from the left to obtain $C_1 = 0$. Then, Eq. (3.25) becomes

$$\sum_{n=0}^{\infty} \left(C_{n+2} A \sqrt{n+2} + C_n B \sqrt{n+1} \right) |n+1\rangle_b = 0. \quad (3.26)$$

As the $|n\rangle_b$ form an orthonormal basis, we deduce

$$C_{n+2} = -A^{-1} B \sqrt{\frac{n+1}{n+2}} C_n. \quad (3.27)$$

From this recursive expression and the fact that $C_1 = 0$, we have that all C_n coefficients with odd- n are zero. The a -vacuum is only connected with $|2n\rangle_b$ eigenstates of \bar{T} . Let us make explicit this feature of the system and relabel n by $2n$ in Eq. (3.27) and define $\mathcal{M} \equiv A^{-1} B$ to obtain

$$C_{2n+2} = -\mathcal{M} \sqrt{\frac{2n+1}{2(n+1)}} C_{2n}. \quad (3.28)$$

It can be easily proved by induction that the general term in Eq. (3.28) has the form

$$C_{2n} = \left(-\frac{\mathcal{M}}{2} \right)^n \frac{\sqrt{(2n)!}}{n!} \mathcal{N} \quad \text{for } n = 0, 1, 2, 3, \dots, \quad (3.29)$$

where $\mathcal{N} \equiv C_0$. We apply the normalization condition to obtain \mathcal{N} as

$${}_a\langle 0|0\rangle_a = 1 = \sum_{n',n=0}^{\infty} C_{2n'}^* C_{2n} {}_b\langle 2n'|2n\rangle_b = \frac{|\mathcal{N}|^2}{\sqrt{1-\mathcal{M}^2}}, \quad \text{with } |\mathcal{M}| < 1. \quad (3.30)$$

Then $|\mathcal{N}| = (1 - \mathcal{M}^2)^{1/4}$. Here we have used Eq. (3.23) and the orthonormality property of the a -vacuum. Substituting the expression for \mathcal{N} into Eq. (3.29), we have

$$C_{2n} = \left(-\frac{\mathcal{M}}{2} \right)^n \frac{\sqrt{(2n)!}}{n!} (1 - \mathcal{M}^2)^{1/4}, \quad \text{for } n = 0, 1, 2, 3, \dots \quad (3.31)$$

As a result, the probability P_{2n} of finding the original a -vacuum state in a specific b -state, $|2n\rangle_b$, and the corresponding eigenvalue of \bar{T} , Eq. (3.10), are given by

$$P_{2n} = |{}_b\langle 2n|0\rangle_a|^2 = |C_{2n}|^2, \quad (3.32)$$

$$\bar{T}|2n\rangle_b = (2n\lambda + C_{\text{shift}}) |2n\rangle_b, \quad (3.33)$$

where $n = 0, 1, 2, 3, \dots$. From these equations, we see that the lowest possible outcome in a measurement of \bar{T} is just C_{shift} , the a -vacuum state is only connected with $2n$ -particle sectors of the b -state, and the probability of finding the a -vacuum state in a specific b -state is concentrated in the lower particle number sectors. Indeed, the asymptotic expression for P_{2n} decreases rapidly with n according to

$$P_{2n} \sim |\mathcal{N}|^2 \frac{\mathcal{M}^{2n}}{\sqrt{\pi n}}, \quad \text{for large } n \text{ and } |\mathcal{M}| < 1. \quad (3.34)$$

These three features of the single mode case hold for the general case that we now proceed to develop in the next subsection.

C. Probabilities for particle sectors and outcomes for the general case

Express the a -vacuum state as a linear combination of ψ_n , where each ψ_n belongs to the n -particle subspace for b -states, as follows

$$|0\rangle_a = \sum_{n=0}^{\infty} \psi_n. \quad (3.35)$$

Apply the a_i -annihilation operator from the left, use the Bogoliubov transformation, Eq. (3.6), and define again $\mathcal{M} \equiv A^{-1}B$ (now \mathcal{M} is a matrix). In detail,

$$b_k^\dagger \left[b_k + \mathcal{M}_{kj} b_j^\dagger \right] |0\rangle_a = b_k^\dagger (A^{-1})_{ki} (A_{ij} b_j + B_{ij} b_j^\dagger) |0\rangle_a b_k^\dagger = (A^{-1})_{ki} b_k^\dagger a_i |0\rangle_a = 0, \quad (3.36)$$

so

$$0 = \sum_{n=0}^{\infty} \left[b_k^\dagger b_k + b_k^\dagger \mathcal{M}_{kj} b_j^\dagger \right] \psi_n, \quad (3.37)$$

$$= \psi_1 + \sum_{n=2}^{\infty} \left[n\psi_n + (\mathbf{b}^\dagger \mathcal{M} \mathbf{b}^{\dagger T}) \psi_{n-2} \right], \quad (3.38)$$

where we have used $b_k^\dagger b_k \psi_n = n\psi_n$ in the last line. The expression inside the bracket in Eq. (3.38) consists of n -particle terms with $n \geq 2$, thus we can only have a solution with $\psi_1 = 0$. That means that

$$\psi_n = -\frac{1}{n} (\mathbf{b}^\dagger \mathcal{M} \mathbf{b}^{\dagger T}) \psi_{n-2} \quad \text{for } n \geq 2 \quad (3.39)$$

and $\psi_1 = \psi_3 = \dots = \psi_{2n+1} = 0$. We can rewrite Eq. (3.39) by relabeling n by $2n$ and expressing ψ_{2n} in terms of ψ_0 as

$$\psi_{2n} = \frac{(-1)^n}{2^n n!} (\mathbf{b}^\dagger \mathcal{M} \mathbf{b}^{\dagger T})^n \psi_0. \quad (3.40)$$

Now, define $\psi_0 = \mathcal{N}|0\rangle_b$ to obtain

$$|0\rangle_a = \sum_{n=0}^{\infty} \psi_{2n} = \mathcal{N} \sum_{n=0}^{\infty} \left(-\frac{1}{2}\right)^n \frac{1}{n!} (\mathbf{b}^\dagger M \mathbf{b}^{\dagger T})^n |0\rangle_b, \quad (3.41)$$

$$= \mathcal{N} e^{-\frac{1}{2} \mathbf{b}^\dagger M \mathbf{b}^{\dagger T}} |0\rangle_b, \quad (3.42)$$

where \mathcal{N} is a normalization constant to be determined. Now, we diagonalize \mathcal{M} such that $\mathcal{M} = S^T \Xi S$ with S a real and orthogonal matrix and $\Xi = \text{diag}(\mu_i)$. Set $c_i = S_{ij} b_j$ and $c_i^\dagger = S_{ij} b_j^\dagger$. They satisfy the bosonic commutation relations, because

$$[c_i, c_k] = [S_{ij} b_j, S_{kl} b_l] = S_{ij} S_{kl} [b_j, b_l] = 0, \quad (3.43)$$

$$[c_i, c_k^\dagger] = S_{ij} S_{kl} [b_j, b_l^\dagger] = (S S^T)_{ik} = \delta_{ik}. \quad (3.44)$$

Here we have used the commutation relation of b -operators and the orthogonality of S . Now note that we can rewrite the exponent in Eq. (3.42) using

$$\mathbf{b}^\dagger M \mathbf{b}^{\dagger T} = b_i^\dagger (S^T \Xi S)_{ij} b_j^\dagger = \mu_l S_{li} S_{lj} b_i^\dagger b_j^\dagger = \mu_l c_l^\dagger c_l^\dagger, \quad (3.45)$$

where a sum on repeated indices is understood. Then the a -vacuum expressed in terms of the b -states, Eq. (3.42), becomes

$$|0\rangle_a = \mathcal{N} e^{-\frac{1}{2} \sum_i \mu_i c_i^\dagger c_i^\dagger} |0\rangle_b. \quad (3.46)$$

The normalization constant \mathcal{N} is calculated using the a -vacuum normalization and the definition for c_i^\dagger 's. For a single mode we have

$${}_a\langle 0|0\rangle_a = 1 = |\mathcal{N}|^2 \left\| \sum_{n=0}^{\infty} \frac{-(\mu/2)^n}{n!} (c^\dagger)^{2n} |0\rangle_b \right\|^2, \quad (3.47)$$

$$= |\mathcal{N}|^2 \left\| \sum_{n=0}^{\infty} \frac{(-\mu/2)^n}{n!} \sqrt{(2n)!} |2n\rangle_b \right\|^2, \quad (3.48)$$

$$= |\mathcal{N}|^2 (1 - \mu^2)^{-1/2}, \quad \text{with } |\mu| < 1. \quad (3.49)$$

Then $|\mathcal{N}| = (1 - \mu^2)^{1/4}$. As expected, we have recovered the result of the previous subsection, Eq. (3.30), noting that for the single-mode case $\mu = \mathcal{M}$. For the multimode situation, we have

$$|\mathcal{N}| = \prod_i (1 - \mu_i^2)^{1/4}. \quad (3.50)$$

The probability $P_{\{n_i\}}$ of finding the a -vacuum state in a specific b -state, $|\{n_k\}\rangle_b$, which now depends upon N -modes, can be obtained from Taylor expanding the exponential in

Eq. (3.42) according to

$$P_{\{n_k\}} = |{}_b\langle\{n_k\}|0\rangle_a|^2 = \left|{}_b\langle\{n_k\}|\mathcal{N}e^{-\frac{1}{2}\mathbf{b}^\dagger\mathcal{M}\mathbf{b}^{\dagger T}}|0\rangle_b\right|^2, \quad (3.51)$$

$$= \left|{}_b\langle\{n_k\}|\mathcal{N}\left(1 - \frac{1}{2}\sum_{i,j=1}^N b_i^\dagger\mathcal{M}_{ij}b_j^\dagger + \dots\right)|0\rangle_b\right|^2, \quad (3.52)$$

$$= \left|{}_b\langle\{n_k\}|\mathcal{N}\left(|0\rangle_b - \frac{1}{\sqrt{2}}\sum_{i=1}^N\mathcal{M}_{ii}|2_i\rangle_b - \sum_{i<j}^N\mathcal{M}_{ij}|1_i1_j\rangle_b + \dots\right)\right|^2. \quad (3.53)$$

From this expression, we can determine, for example, the probability of finding the system in the b -vacuum state, $P_{\{0\}}$, or in some configuration in the two-particle sector such as $P_{\{2_i\}}$ or $P_{\{1_i1_j\}}$. These probabilities and the corresponding outcomes associated with a measurement of T , Eq. (3.10), are specifically given by

$$P_{\{0\}} = |\mathcal{N}|^2, \quad \text{and} \quad \bar{T}|0\rangle_b = C_{\text{shift}}|0\rangle_b, \quad (3.54)$$

$$P_{\{2_i\}} = (1/2)|\mathcal{N}|^2|M_{ii}|^2, \quad \text{and} \quad \bar{T}|2_i\rangle_b = (2\lambda_i + C_{\text{shift}})|2_i\rangle_b, \quad (3.55)$$

$$P_{\{1_i1_j\}} = |\mathcal{N}|^2|M_{ij}|^2, \quad \text{and} \quad \bar{T}|1_i1_j\rangle_b = (\lambda_i + \lambda_j + C_{\text{shift}})|1_i1_j\rangle_b, \quad \text{with } i < j. \quad (3.56)$$

Here it is understood that i, j run from 1 to N . Now, we can re-express the normalization constant, \mathcal{N} , to obtain information about the total probability for each particle sector. We take Eq. (3.50) and write the product as a determinant of the \mathcal{M} matrix as

$$|\mathcal{N}|^2 = \prod_i (1 - \mu_i^2)^{1/2} = \sqrt{\det(1 - \mathcal{M}^2)} = e^{\frac{1}{2}\text{Tr}[\log(1 - \mathcal{M}^2)]}, \quad (3.57)$$

where we have used the well known formula $\det(W) = \exp\{\text{Tr}[\log(W)]\}$ for a given matrix, W . Expressing the log-function as an infinite power series, and Taylor expanding the exponential, we can recognize the contribution for each particle sector as follows

$$1 = |\mathcal{N}|^2 e^{-\frac{1}{2}\text{Tr}[\log(1 - \mathcal{M}^2)]} = |\mathcal{N}|^2 e^{\frac{1}{2}\sum_{n=1}^{\infty} \frac{\text{Tr}(\mathcal{M}^{2n})}{n}}, \quad (3.58)$$

$$= |\mathcal{N}|^2 + |\mathcal{N}|^2 \left[\frac{1}{2}\text{Tr}(\mathcal{M}^2) \right] + |\mathcal{N}|^2 \left[\frac{1}{4}\text{Tr}(\mathcal{M}^4) + \frac{1}{8}\text{Tr}^2(\mathcal{M}^2) \right] \\ + |\mathcal{N}|^2 \left[\frac{1}{8}\text{Tr}(\mathcal{M}^2)\text{Tr}(\mathcal{M}^4) + \frac{1}{48}\text{Tr}^3(\mathcal{M}^2) + \frac{1}{6}\text{Tr}(\mathcal{M}^6) \right] + \mathcal{O}(\mathcal{M}^8). \quad (3.59)$$

Then, the contributions to the total probability of the b -vacuum and the two-particle sector, for instance, are $|\mathcal{N}|^2$ and $(1/2)|\mathcal{N}|^2\text{Tr}(\mathcal{M}^2)$, respectively. Each $2n$ -particle sector contributes with terms having $2n$ -factors of \mathcal{M} .

IV. MASSLESS SCALAR FIELD IN MINKOWSKI SPACETIME

A. The square of the time derivative of the field

We consider a minimally coupled massless scalar field, $\phi(x)$, in a four-dimensional Minkowski spacetime in spherical coordinates (t, r, θ, φ) , with the origin of the spherical polar coordinates placed at the fixed spatial point at which $:\dot{\phi}^2:$ will be evaluated. The equation of motion is given by the usual wave equation

$$\partial_\alpha \partial^\alpha \phi(x) = 0. \quad (4.1)$$

Solutions of this equation take the form [19]

$$f_{\omega lm} = \frac{g_{\omega l}(r)}{\sqrt{2\omega}} Y_{lm}(\theta, \varphi) e^{-i\omega t}, \quad (4.2)$$

where

$$g_{\omega l}(r) = \omega \sqrt{\frac{2}{R}} j_l(\omega r), \quad (4.3)$$

and

$$1 = \int_0^R r^2 g_{\omega l}^2(r) dr. \quad (4.4)$$

Here $j_l(\omega r)$ and $Y_{lm}(\theta, \varphi)$ are the spherical Bessel functions and the usual spherical harmonics, respectively. The normalization, Eq. (4.4), is carried out in a sphere of radius R . We set vanishing boundary conditions on the surface of the sphere by requiring

$$\phi(r)|_{r=R} = 0, \quad (4.5)$$

which implies

$$\omega = \frac{z_{nl}}{R}, \quad n = 1, 2, \dots \quad (4.6)$$

Here z_{nl} is the n -th zero of the spherical Bessel function, j_l .

We expand the quantized field in terms of creation and annihilation operators, $a_{\omega lm}$ and $a_{\omega lm}^\dagger$, as

$$\phi(x) = \sum_{l=0}^{\infty} \sum_{m=-l}^l \sum_{\omega} \left(a_{\omega lm} f_{\omega lm} + a_{\omega lm}^\dagger f_{\omega lm}^* \right), \quad (4.7)$$

where a sum on ω is abbreviated notation for the sum on $n = 1, 2, \dots$ with ω taking the values (4.6) for the angular momentum sector l in question.

We want to calculate the time average of the normal-ordered quadratic operator $:\dot{\phi}^2:$ at fixed spatial point $r = 0$ with sampling function $f(t)$, as in Eq. (2.1). Since all $l \neq 0$ spherical

Bessel functions vanish at $r = 0$, we only have to consider the case $l = m = 0$. Then, using $j_0(\omega r) = [\sin(\omega r)]/(\omega r)$ and $Y_{00} = 1/\sqrt{4\pi}$ in Eq. (4.2), we have

$$f_{\omega 00}(t, r) = \frac{\sin(\omega r)}{r} \frac{e^{-i\omega t}}{\sqrt{4\pi\omega R}}, \quad (4.8)$$

which, in the limit when $r \rightarrow 0$, becomes

$$f_{\omega 00}(t, 0) = \sqrt{\frac{\omega}{4\pi R}} e^{-i\omega t}. \quad (4.9)$$

Note that from the boundary conditions on the sphere, Eq.(4.6), we have that $z_{n0} = n\pi$, so

$$\omega = \frac{n\pi}{R}, \quad n = 1, 2, \dots \quad (4.10)$$

Making these simplifications in Eq. (4.7), taking the time derivative, and forming the Wick square, we obtain

$$:\dot{\phi}^2:(t, \mathbf{0}) = \sum_{\omega} \sum_{\omega'} \frac{(\omega\omega')^{3/2}}{4\pi R} \left(a_{\omega}^{\dagger} a_{\omega'} e^{i(\omega-\omega')t} - a_{\omega} a_{\omega'} e^{-i(\omega+\omega')t} + H.c. \right), \quad (4.11)$$

where $a_{\omega} \equiv a_{\omega 00}$, the sums run over the range given in Eq. (4.10), and *H.c.* means hermitian conjugate. Convergence here should be understood in a distributional sense, so that when we now let $T = :\dot{\phi}^2:$ in Eq. (2.1), we find

$$\bar{T} = \sum_{\omega} \sum_{\omega'} \frac{(\omega\omega')^{3/2}}{4\pi R} \left[a_{\omega}^{\dagger} a_{\omega'} \hat{f}(\omega' - \omega) - a_{\omega} a_{\omega'} \hat{f}(\omega + \omega') + H.c. \right], \quad (4.12)$$

where \hat{f} is the Fourier transform of the sampling function $f(t)$, Eq. (2.3).

We consider two different classes of sampling functions: the Lorentzian function whose Fourier transform is given by Eq. (2.2) ($\alpha = 1$) and compactly supported functions whose Fourier transform has an asymptotic form when $\omega\tau \gg 1$ given by Eq. (2.4) ($\alpha \in (0, 1)$). For this last case, we use a set of smooth, even, and nonnegative functions $f(t) : \mathbb{R} \rightarrow [0, \infty)$ with compact support in $[-2\delta, 2\delta]$ and with Fourier transform given by (see Sect. IIA&B of Ref. [12])

$$\hat{f}(\omega) = \frac{\hat{H}^2(\omega) + \frac{1}{2} \left[\hat{H}^2\left(\omega + \frac{\pi}{2\delta}\right) + \hat{H}^2\left(\omega - \frac{\pi}{2\delta}\right) \right]}{\hat{H}^2(0) + \hat{H}^2\left(\frac{\pi}{2\delta}\right)}. \quad (4.13)$$

Here $\hat{H}(\omega)$ is the Fourier transform of $H(t) = \varphi(t + \delta)\varphi(\delta - t)$, with $\varphi(t)$ being the inverse Laplace transform of $\tilde{\varphi}(p) = e^{-(p\tau)^{\alpha}}$. The Fourier transform $\hat{f}(\omega)$ is analytic, even, nonnegative and is normalized to one, $\hat{f}(0) = 1$. When $\omega\tau \gg 1$, $\hat{f}(\omega)$ has the asymptotic form given by Eq. (2.4) with

$$\gamma = \frac{4\varphi^2(2\delta)}{\hat{H}^2(0) + \hat{H}^2\left(\frac{\pi}{2\delta}\right)}, \quad (4.14)$$

$$\beta = 2 \cos\left(\frac{\pi\alpha}{2}\right). \quad (4.15)$$

Figure 1 plots the compactly supported function $f(t)$ and its Fourier transform $\hat{f}(\omega)$ for the cases of $\alpha = 1/2$, $\alpha = 0.6$, and $\alpha = 0.7$. The plots for the $\alpha = 1/2$ case agree with those in Figs. 4 and 5 in Ref. [12], where the function and its Fourier transform were called $L(t)$ and $\hat{L}(\omega)$, respectively. It should be noted that τ is not the duration of the sampling period, which is 4δ , but rather sets the decay rate of the high frequency components in the sampling function and corresponds to a characteristic timescale of the switch-on and switch-off parts of $f(t)$. However it can serve as a proxy for the overall sampling time, within a set of functions related to f by scaling. Using τ in this way also facilitates comparison with the Lorentzian function, for which the total sampling duration is infinite.

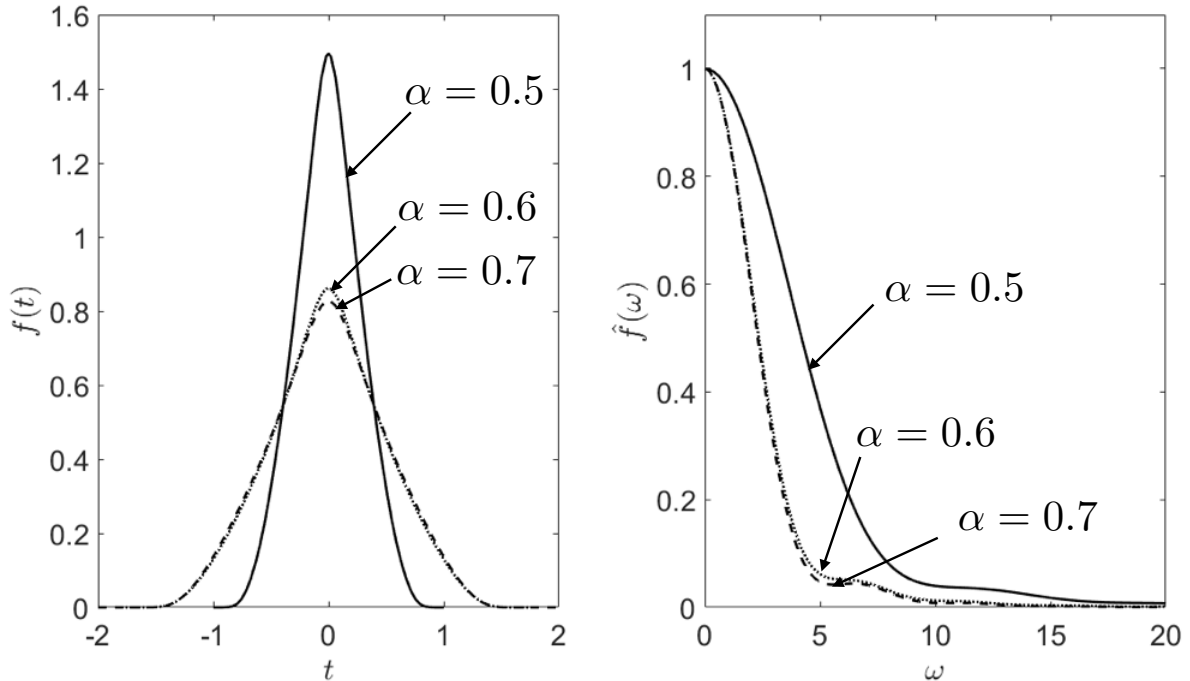


FIG. 1: Plots for the compactly supported function $f(t)$ (left) and its Fourier transform $\hat{f}(\omega)$ (right), for the cases of $\alpha = 0.5$ (solid line), $\alpha = 0.6$ (dotted line), and $\alpha = 0.7$ (dashed line). The values for δ used for each of these cases are, respectively, 0.5, 0.9, and 1.0, and units in which $\tau = 1$ are used.

We define dimensionless variables $x_1 = \overline{T}(\tau^2)^2$ and $x_2 = \overline{T}(4\pi\tau^2)^2$ for the compactly supported functions and the Lorentzian function, respectively. (The difference in the numerical factors is to facilitate comparison with the results of Refs. [11] and [12], which used slightly

different conventions.) Using the expression for ω , Eq. (4.10), these variables become

$$x_1 = \frac{1}{2} \sum_{r,s=1}^{\infty} \frac{\tau_0^4}{2\pi^2} (rs)^{3/2} \left[a_r^\dagger a_s \hat{f}(|r-s|\tau_0) - a_r a_s \hat{f}((r+s)\tau_0) + H.c. \right], \quad (4.16)$$

and

$$x_2 = \frac{1}{2} \sum_{r,s=1}^{\infty} 8\tau_0^4 (rs)^{3/2} (a_r^\dagger a_s e^{-|r-s|\tau_0} - a_r a_s e^{-(r+s)\tau_0} + H.c.), \quad (4.17)$$

where we have defined

$$\tau_0 \equiv \pi\tau/R. \quad (4.18)$$

Note that the expressions for x_1 and x_2 have the form of Eq. (3.4). Thus, the matrices F and G for the case of a compactly supported function are

$$F_{rs} = \frac{\tau_0^4}{2\pi^2} (rs)^{3/2} \hat{f}(|r-s|\tau_0) \quad \text{and} \quad G_{rs} = -\frac{\tau_0^4}{2\pi^2} (rs)^{3/2} \hat{f}((r+s)\tau_0). \quad (4.19)$$

Similarly, those for the case of a Lorentzian sampling function are

$$F_{rs} = 8\tau_0^4 (rs)^{3/2} e^{-|r-s|\tau_0} \quad \text{and} \quad G_{rs} = -8\tau_0^4 (rs)^{3/2} e^{-(r+s)\tau_0}. \quad (4.20)$$

The F and G matrices are all that we need to calculate, for a given number of modes, the probability distribution and the cumulative probability distribution associated with a measurement of x_1 or x_2 .

B. Numerical results for the cumulative probability distribution function and tail for large fluctuations

Here we explain the general features of the numerical calculation that we carry out to calculate the probability, $P(x)$, and cumulative probability distribution function, $P_{>}(x)$, for the two cases mentioned above. Here x denotes either x_1 or x_2 , defined in Eqs. (4.16) and (4.17). For a given number of modes, we calculate all possible outcomes in a measurement of x up to and including the 6-particle sector, except for the following outcomes which have been omitted:

$$\lambda_i + \lambda_j + \lambda_k + \lambda_l + \lambda_m + \lambda_n + C_{\text{shift}}, \quad (4.21)$$

$$2\lambda_i + \lambda_j + \lambda_k + \lambda_l + \lambda_m + C_{\text{shift}}. \quad (4.22)$$

Recall that the λ_i are the one-particle eigenvalues which appear in Eq. 3.10. Here it is understood all indices are different in these expressions. These outcomes were not included due to the large number of operations that they would entail. For example, the outcome

with six different eigenvalues, Eq. (4.21), would involve about 10^9 operations for the case of 100 modes. All probabilities and outcomes included in the calculation are listed explicitly in Appendix B. We build the cumulative distribution $P_{>}(x)$ by adding the probabilities of outcomes, $P_{\{n_i\}}$, from Eq. (3.53), which are sorted from the lowest to the largest value of x .

The number of modes and the value for τ_0 are crucial in determining the quality of the $P_{>}(x)$ -curve. Recall that we have standing waves, Eq. (4.2), inside a sphere of radius R , which is related to τ and τ_0 by Eq. (4.18), and that the sampling timescale τ is defined for the Lorentzian function in Eq. (2.2), and for the compactly supported functions in Eqs. (2.4) and (4.15). For a fixed characteristic timescale, τ , the radius of the sphere is inversely proportional to dimensionless variable τ_0 . For a given number of modes, if the size of the sphere is too large, there will not be enough data in the tail ($x \gg 1$) of the $P_{>}(x)$ -curve to perform a reliable fit. By contrast, if the size of the sphere is too small, the $P_{>}(x)$ -curve will not be smooth, showing a step-like behavior. For the compactly supported functions, we also have to determine values for δ , which defines the support of the sampling function $f(t)$, i.e., the duration of the sampling. We choose these values to be slightly larger than the first maximum of the corresponding $\varphi(t)$, and the results are given in Table I, working in units where $\tau = 1$. Then the sphere radius $R = \tau_0/\pi$ gives values 1.14, 0.64 and 0.64 for $\alpha = 0.5, 0.6, 0.7$, respectively, for the values of τ_0 considered. Note that for $\alpha = 0.5$ we have $R > 2\delta$, which means that the total sampling time is less than the time taken for light to travel to the boundary and back. Accordingly, the numerics ought to give a good approximation to sampling in Minkowski space; this is an instance of local covariance, which has a number of applications to quantum inequalities [20]. By contrast, in the other two remaining cases we have $R < 2\delta$, so the sampling process can be sensitive to the presence of the bounding sphere. The reduced values of δ used for $\alpha = 0.6, 0.7$ were required to obtain numerical stability.

We build $P_{>}(x)$ -curves for compactly supported functions whose Fourier transform is given by Eq. (4.13) with three different values of the decay parameter, $\alpha = (0.5, 0.6, 0.7)$, and the Lorentzian function. Table I summarizes the main characteristic of these curves which are shown by Fig. 2 for the range $450 \lesssim x \lesssim 10000$. All curves are smooth, show the presence of large vacuum fluctuations ($x \gg 1$), and have sufficient amount of data to carry out the subsequent fit procedure. Recall that the original a -vacuum state is expressed in terms of a linear combination of b -states which are eigenstates of x . As expected, the most likely b -state is the b -vacuum state and the $P_{>}(x)$ -curves are bounded below by the value $C_{\text{shift}} = -x_0 < 0$. The loss of probability for each case is given by $[1 - P_{>}(x_{\text{max}})]$, where x_{max} is the maximum value obtained in a measurement of x for a given number of modes

TABLE I: Numerical results for the parameters of the $P_{>}(x)$ -curves illustrated in Fig. 2, for the case of compactly supported functions with different values of α and for the Lorentzian function. Units in which $\tau = 1$ have been adopted. Here values of $P_{>}(x)$ for different particle sectors are calculated adding all probabilities for all possible outcomes for the given sector as is indicated in Table III. Since x_{max} is the maximum value obtained in a measurement of x for a given number of modes and size of the sphere, the expression $[1 - P_{>}(x_{max})]$ gives us the loss of probability.

	$P_{>}(x_1)$ $\alpha = 0.5$	$P_{>}(x_1)$ $\alpha = 0.6$	$P_{>}(x_1)$ $\alpha = 0.7$	$P_{>}(x_2)$ Lorentzian
Modes	120	120	120	140
Points	$\mathcal{O}(10^9)$	$\mathcal{O}(10^9)$	$\mathcal{O}(10^9)$	$\mathcal{O}(10^9)$
δ	0.5	0.9	1.0	–
γ	2.9324	1.0433	0.5235	1
β	1.4142	1.1756	0.9080	1
$f(\mathbf{0})$	1.4990	0.8616	0.8274	0.6366
τ_0	3.5725	2.0	2.0	0.2
x_{max}	$\mathcal{O}(10^8)$	$\mathcal{O}(10^7)$	$\mathcal{O}(10^7)$	$\mathcal{O}(10^6)$
C_{shift}	$-7.81613 \cdot 10^{-2}$	$-1.48420 \cdot 10^{-2}$	$-1.37113 \cdot 10^{-2}$	$-5.93338 \cdot 10^{-2}$
Vacuum	$9.88503 \cdot 10^{-1}$	$9.72841 \cdot 10^{-1}$	$9.71898 \cdot 10^{-1}$	$9.70277 \cdot 10^{-1}$
2nd sector	$1.13068 \cdot 10^{-2}$	$2.61008 \cdot 10^{-2}$	$2.69537 \cdot 10^{-2}$	$2.87007 \cdot 10^{-2}$
4nd sector	$1.86704 \cdot 10^{-4}$	$1.01218 \cdot 10^{-3}$	$1.09604 \cdot 10^{-3}$	$9.48946 \cdot 10^{-4}$
6nd sector	$3.44828 \cdot 10^{-6}$	$4.38949 \cdot 10^{-5}$	$4.97286 \cdot 10^{-5}$	$2.97518 \cdot 10^{-5}$
$[1 - P_{>}(x_{max})]$	$6.83316 \cdot 10^{-8}$	$2.09890 \cdot 10^{-6}$	$2.49384 \cdot 10^{-6}$	$4.37397 \cdot 10^{-5}$

and size of the sphere. All analyzed cases show a small loss of probability of the order of 10^{-5} or less. This small loss of probability indicates that the outcomes which have been included provide a reasonable approximation for $P_{>}(x)$.

Our calculated values of the lower bound C_{shift} can be compared with results from other approaches. In the case of the Lorentzian function, our calculated value $C_{\text{shift}} = -0.0593338$, is of the order of the predicted value from the analysis using high moments, $x_0 = -0.0236$ [11] and well within the (non-optimal) theoretical bound $C_{\text{shift}} \geq -27/128 = -0.211$ given by the method of [21]. For a general compactly supported test function f , the theoretical bound is

$$C_{\text{shift}} \geq -\frac{\tau^4}{16\pi^2} \int_{-\infty}^{\infty} (f^{1/2''}(t))^2 dt \quad (4.23)$$

which can be obtained by setting $p = \sqrt{\omega}$ in Eq. (3.11) of [21]. For the case $\alpha = 0.5$, the integral on the right-hand side of (4.23) can be evaluated numerically and yields the bound $C_{\text{shift}} \geq -0.3592$. Our calculated value $C_{\text{shift}} = -0.0781613$ is therefore consistent with the theoretical bound and indicates that the latter bound is weaker than the sharpest

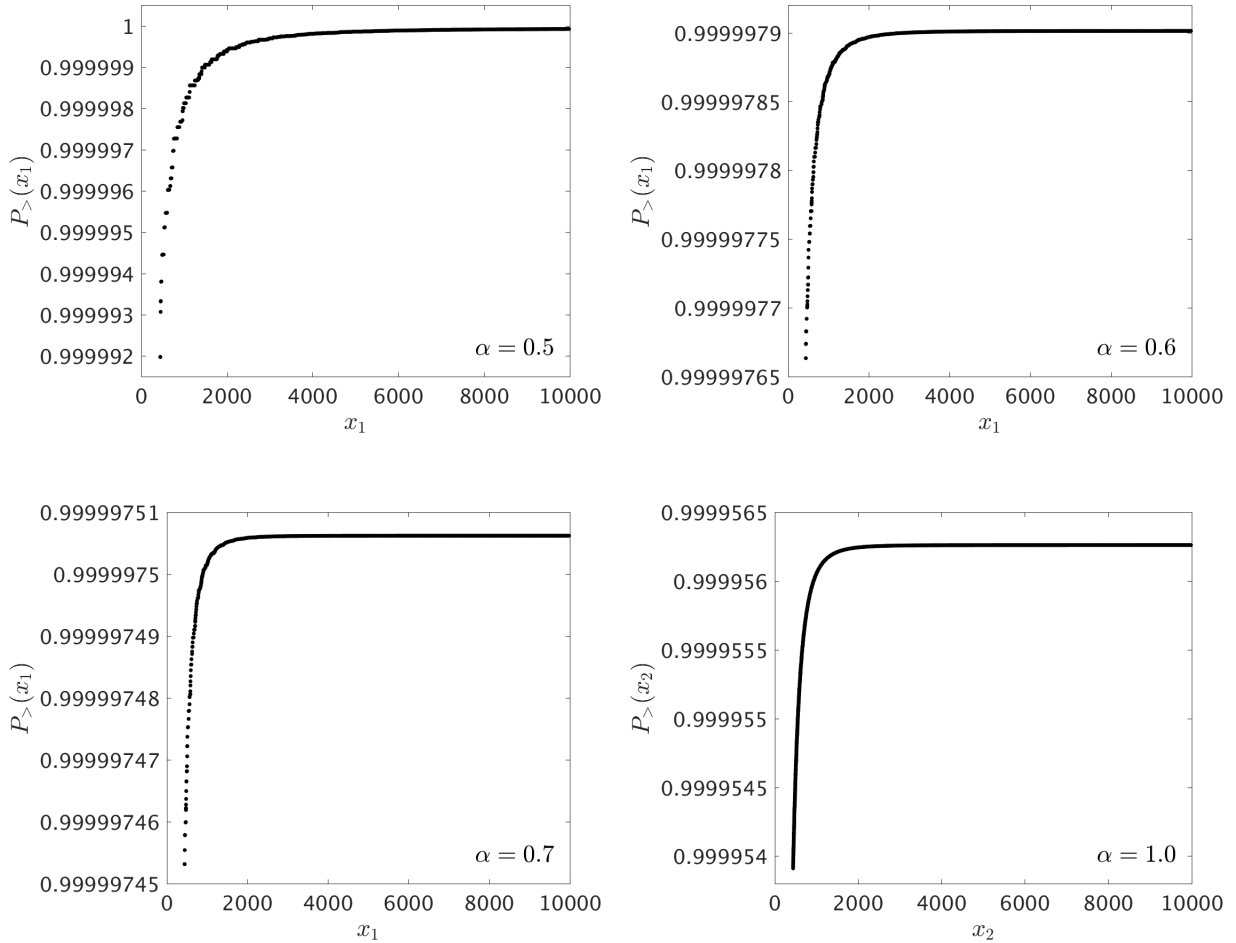


FIG. 2: $P_{>}(x)$ -curves for the case of compactly supported functions with decay parameters ($\alpha = 0.5, 0.6, 0.7$) and the Lorentzian function ($\alpha = 1$) for the range $450 \lesssim x \lesssim 10000$. Additional information is shown in detail in Table I.

possible bound by a factor of approximately 4.6. This result is broadly in line with Dawson's computations [16], where a ratio of about 3 was found. Note that Dawson used a toroidal spatial geometry rather than a ball and a squared Lorentzian sampling function of infinite duration, so one would not expect an exact match with our results.

Since we want to test the predicted behavior of the cumulative probability distribution for large fluctuations in vacuum, we focus on the tail of each $P_{>}(x)$ -curve and propose a trial function inspired by Eq. (2.14). Specifically,

$$P_{>}(x; \hat{\theta}) = p_1 - \frac{c_0 a^{-(1+b)/c}}{c} \Gamma\left(\frac{1+b}{c}, ax^c\right). \quad (4.24)$$

Here $\hat{\theta} = (p_1, a, b, c, c_0)$ are the five free parameters to be determined through the usual process of best-fitting. We fit the numerical data to this trial function. Producing a $P_{>}(x)$ -

curve implies propagating errors from the successive sum of the $P_{\{n_i\}}$, defined in Eq. (3.53), but errors coming from the diagonalization procedure are mostly dominated by the error in $|N|^2$, from the vacuum sector. Constructing the tail of each $P_{>}(x)$ -curve entails dealing with 10^6 data points. To make the fitting-procedure possible in a reasonable time, we bin the data as follows. Let N be the total number of data points. We split this set in several subsets N_i , where $N = \sum_{i=1}^j N_i$ and j is the total number of subsets. Consider one subset of values of x and the associated values of $P_{>}(x)$, $N_i = \{(x_1, P_{>}(x_1)), (x_2, P_{>}(x_2)), \dots, (x_{N_i}, P_{>}(x_{N_i}))\}$. Next replace it by the averaged values $\bar{N}_i = (\bar{x}_i, \bar{P}_{>}(\bar{x}_i))$, where $\bar{x}_i = \sum_{k=1}^{N_i} x_k / N_i$ and $\bar{P}_{>}(\bar{x}_i) = \sum_{k=1}^{N_i} P_{>}(x_k) / N_i$. The size of the subset is taken to depend on the steepness of the $P_{>}(x)$ -curve. The steeper this curve, the smaller is N_i . This procedure ensures that the best fit to the set of averaged values represents a good fit of the original curve. The 10^6 data points are typically divided into about 10^3 bins. The values of N_i , the number of points per bin, range from about 10^2 at the smaller values of x to about 10^4 at the larger values.

The fitting procedure is based on the least-squares method to find the specific set of values of parameters which minimize the error variance. We name this specific set as $\theta^* = (p_1^*, a^*, b^*, c^*, c_0^*)$. The estimation of the error variance, s^2 , is given by

$$s^2 = \frac{1}{(j-5)} \sum_{i=1}^j \frac{[\bar{P}_{>}(\bar{x}_i) - P_{>}(\bar{x}_i; \hat{\theta})]^2}{(N/N_i)}, \quad (4.25)$$

where $(j-5)$ is the number of degrees of freedom, $\bar{P}_{>}(\bar{x}_i)$ is the i th value of the averaged $\bar{P}_{>}(\bar{x})$ -curve, $P_{>}(\bar{x}_i; \hat{\theta})$ is the i th value of the fitting-curve. Note that we are weighting each i th value of the square of the residuals, $[\bar{P}_{>}(\bar{x}) - P_{>}(\bar{x}_i; \hat{\theta})]^2$, by the ratio (N/N_i) . This gives a greater weight to the larger subsets. We have also assumed that the error in the values associated with the j different subsets is the same. This allows us to directly sum the squares of the residuals over the various subsets. If the errors of the different subsets are different, then weight factors for each subset would be needed.

Table II summarizes the statistical information obtained by the best-fitting procedure for each case which includes the estimate value for parameters and their respective standard errors (only from statistical sources). Figure 3 shows the $\bar{P}_{>}(\bar{x})$ -curves with their respective best fits to the trial function, Eq. (4.24). In the case of the Lorentzian function, the $\bar{P}_{>}(\bar{x})$ -curve and its respective fit are indistinguishable on the scale shown. Figure 3 shows that the diagonalization procedure is able to reproduce smooth tails for all the cases considered, which are well fitted by the trial function given by an incomplete gamma function, Eq. (4.24). The variance of the fits are small in comparison to the variation of the $\bar{P}_{>}(\bar{x})$ -curves. For example, for the case of the compactly supported function with $\alpha = 0.7$, we have $s^2 \sim \mathcal{O}(10^{-22})$ but

the change of the $\bar{P}_>(\bar{x})$ -curve over the range plotted in Fig. 3 is the order of 10^{-9} .

TABLE II: Parameters obtained from the best fit of Eq. (4.24) for compactly supported functions with different values of α , and for the Lorentzian function.

	$\alpha = 0.5 (s^2 \sim 10^{-18})$			$\alpha = 0.6 (s^2 \sim 10^{-21})$		
	Estimate	Standard Error	Theoretical [12]	Estimate	Standard Error	Theoretical [12]
p_1^*	1	$9.86890 \cdot 10^{-10}$	1	1	$3.82057 \cdot 10^{-12}$	1
a^*	3.21574	0.26916	3.19965	2.86707	$3.09190 \cdot 10^{-3}$	3.04545
b^*	-0.64913	$6.74595 \cdot 10^{-2}$	-1	-1.29164	$1.94800 \cdot 10^{-3}$	-1.13333
c^*	0.17368	$6.21754 \cdot 10^{-3}$	0.16667	0.198625	$1.74722 \cdot 10^{-4}$	0.2
c_0^*	$1.24953 \cdot 10^{-2}$	$6.17359 \cdot 10^{-3}$	$4.84678 \cdot 10^{-2}$	$5.52294 \cdot 10^{-2}$	$8.36918 \cdot 10^{-4}$	$1.57857 \cdot 10^{-2}$
	$\alpha = 0.7 (s^2 \sim 10^{-22})$			Lorentzian ($s^2 \sim 10^{-17}$)		
	Estimate	Standard Error	Theoretical [12]	Estimate	Standard Error	Theoretical [11]
p_1^*	1	$6.87424 \cdot 10^{-13}$	1	0.99996	$5.44678 \cdot 10^{-11}$	1
a^*	2.74969	$1.18528 \cdot 10^{-3}$	2.47920	1.04998	$1.19509 \cdot 10^{-2}$	0.667749
b^*	-1.17210	$5.71700 \cdot 10^{-4}$	-1.26667	-1.14578	$9.33892 \cdot 10^{-3}$	-2
c^*	0.228107	$1.15423 \cdot 10^{-4}$	0.23333	0.315336	$1.07643 \cdot 10^{-3}$	0.333333
c_0^*	$3.05954 \cdot 10^{-2}$	$3.22838 \cdot 10^{-4}$	$5.44308 \cdot 10^{-3}$	$2.08459 \cdot 10^{-2}$	$8.84006 \cdot 10^{-4}$	0.477696

All values of parameters obtained through the best-fitting procedure agree reasonably well with the predicted ones from the high moments approach [11, 12], except for those for the c_0 parameter. The deviations of the fitted values for this parameter from to the predicted values, which are of $\mathcal{O}(1)$ or less, are probably caused by the use a finite number of modes and finite size of the sphere. The most important parameter to be evaluated is c , because it is related to the rate of decrease of the probability distribution for large fluctuations, Eq. (1.1). Recall that $c = \alpha/3$, where $\alpha \in (0, 1)$ is the decay parameter for the family of compactly supported functions with Fourier transform given by Eq. (4.13). For the case of a Lorentzian function we have $c = 1/3$. The values of the c parameter obtained for each case agree very well with the predicted ones, with a percentage error less than 6%. For instance, for the case of a compactly supported function with $\alpha = 0.6$, the percentage error is about 0.69%. In complete agreement with previous results based on the high moments analysis [11, 12], our results confirm the fact that averaging over a finite time interval compactly supported functions results in a probability distribution which falls more slowly than for the case of the Lorentzian function, and both fall more slowly than exponentially.

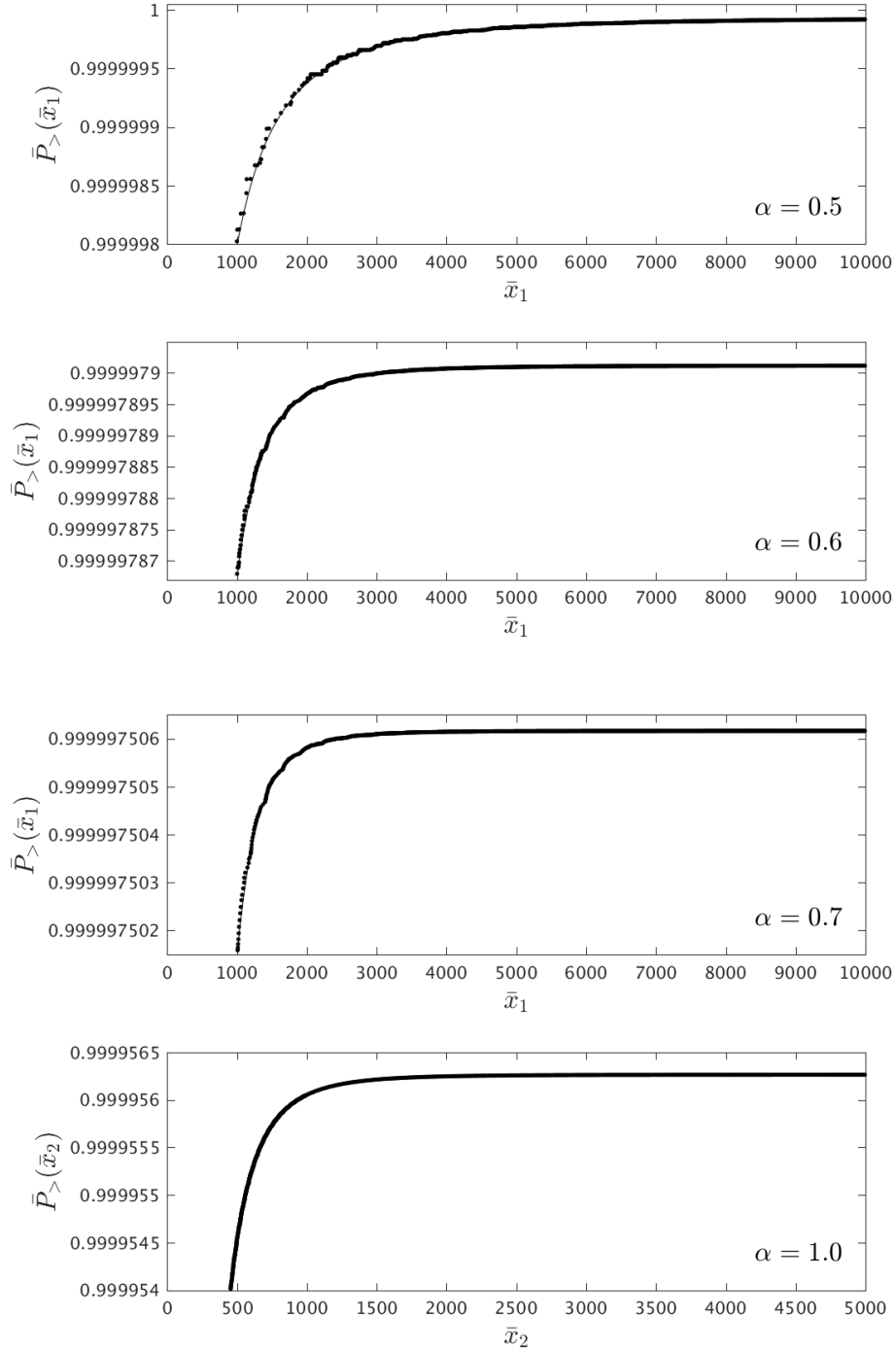


FIG. 3: Best fitting using Eq. (4.24) to reproduce the $\bar{P}_>(\bar{x})$ -curve for the cases of compactly supported functions with different decay parameters (range of $1000 \lesssim x \lesssim 10000$) and for the Lorentzian function (range of $400 \lesssim x \lesssim 5000$). In each case, the dots and the line correspond to the $\bar{P}_>(\bar{x})$ -curve and its fit, respectively. For the case of the Lorentzian function, dots and line are indistinguishable on the scale shown.

V. SUMMARY AND DISCUSSION

Large vacuum fluctuations of quantum stress tensor operators can have a variety of physical effects such as production of gravity waves in inflationary models [5], fluctuations of the light propagation speed in nonlinear materials [6, 7], and enhancing barrier penetration of charged or polarizable particles [8, 9]. These quantum fluctuations can be studied through the analysis of the probability distribution for the time or spacetime averaged operator in Minkowski spacetime. The asymptotic behavior of the probability distribution can be inferred by studying the moments of the normal ordered operator. The study of several normal-ordered quadratic operators time averaged with a Lorentzian function [11] or compactly supported functions [12] predict an asymptotic form of the probability distribution for large vacuum fluctuations x given by $P(x) \sim c_0 x^b e^{-ax^c}$, Eq. (1.1), where x is a dimensionless measure of the quadratic operator. This form leads to an asymptotic form for the cumulative probability distribution given by an incomplete gamma function, Eq. (2.14). Here c_0, a, b , and c are constants which depend on the sampling function used to take the time average. The c -parameter is the most important one, and defines the rate of decrease of the tail of the probability distribution. For the family of compactly supported functions with asymptotic Fourier transforms given by Eq. (2.4), where $0 < \alpha < 1$, we have $c = \alpha/3$. For the case of a Lorentzian function, Eq. (2.2), we have $\alpha = 1$ and $c = 1/3$. The smaller α , the smaller the rate of decrease of the tail and greater the probability of large fluctuations. The value of α is related to the rate of switch-on and switch-off of compactly supported functions.

In the present paper, we have developed a method which is independent of the moments approach for the study of the probability distribution for quantum vacuum fluctuations of a time averaged quantum stress tensor operator, \bar{T} , in Eq. (2.1). Since the vacuum state is not usually an eigenstate of \bar{T} , we diagonalize this operator through a change of basis. Expressing the vacuum state in terms of the new basis in which \bar{T} is diagonal, we are able to calculate the probability distribution, $P(x)$ and the cumulative probability distribution function, $P_{>}(x)$ for obtaining a specific result in a measurement of \bar{T} . Specifically, we work with the time averaged quadratic operator $\bar{T} = \int_{-\infty}^{\infty} \dot{\phi}^2(t, 0) : f(t) dt$, where ϕ is a massless minimally coupled scalar field and $f(t)$ is the sampling function. We use a dimensionless variable $x \propto \bar{T} \tau^4$, where τ is a characteristic timescale of the sampling function. Numerical results for both Lorentzian and compactly supported functions show that the probability distribution of vacuum quantum fluctuations is bounded below at $x = -x_0 < 0$, and that the tail of the probability distribution varies as an incomplete gamma function in agreement with

the previous studies [11, 12]. We apply a best-fit procedure through a least-squares method to the tail of the $P_{>}(x)$ -curves in order to determine values for parameters in Eq. (4.24). The results for p_1, a, b , and c parameters show good agreement with the predictions of the high moments approach. (See Table II.) The diagonalization procedure is able to reproduce with great accuracy the rate of decrease of the tail of the cumulative probability distribution. We reproduce the relation $c = \alpha/3$ for $\alpha = (0.5, 0.6, 0.7, 1)$, where $\alpha = 1$ corresponds to the case of the Lorentzian function, with percentage errors less than 6% compared to the theoretical values predicted by the high moments approach [11, 12]. Our results confirm that averaging over a finite time interval, with compactly supported functions, results in a probability distribution which falls more slowly than for the case of Lorentzian averaging, and both fall more slowly than exponentially.

Recall that we have quantized the scalar field in a sphere with finite radius R , so the probability distribution which we calculate could differ from that of empty Minkowski spacetime. As was noted in Sect. IV B, there should be no difference for the $\alpha = 1/2$ case, as the duration of the sampling is less than the light travel time to the boundary and back. In the other cases, there could in principle be an effect of the boundary. However, this is likely only to alter the lower frequency modes, which are not expected to give a large contribution to the tail of the distribution.

The diagonalization method is free of the ambiguity potentially present in the high moments approach, and leads to a unique result for the probability distribution. It also has the potential to determine the entire distribution, including its lower bound, which is also the optimum quantum inequality bound on expectation values of the averaged operators. In addition, it can provide information about the particle content of the eigenstates of the averaged stress tensor which are associated with the large fluctuations.

VI. ACKNOWLEDGMENTS

We would like to thank Tom Roman for valuable discussions in the early stage of this project. CJF thanks Simon Eveson for a useful discussion concerning the numerical evaluation of (4.23). This work was supported in part by the National Science Foundation under Grant PHY-1607118.

Appendix A

The expression $\Lambda = \sqrt{U^T K (F + G) K^T U}$ entails $U \Lambda^2 U^{-1} = K (F + G) K^T$, where $K^\dagger = K^T$ and $U^{-1} = U^T$. Then, with $\Phi = K^T U \Lambda^{-1/2}$ and $\Psi = (F + G) \Phi \Lambda^{-1}$, we have

$$(F + G) \Phi = \Psi \Lambda \tag{A1}$$

by definition and also $K \Psi = K (F + G) \Phi \Lambda^{-1} = U \Lambda^{1/2}$. Then

$$(F - G) \Psi = K^T K \Psi = K^T U \Lambda^{1/2} = \Phi \Lambda. \tag{A2}$$

Using the definitions of A and B from Eq. (3.21), Equations (A1) and (A2) lead to Eqs. (3.17) and (3.18), respectively, according to

$$(F + G)(A + B) = (F + G) \Phi = \Psi \Lambda = (A - B) \Lambda, \tag{A3}$$

$$(F - G)(A - B) = (F - G) \Psi = \Phi \Lambda = (A + B) \Lambda. \tag{A4}$$

Finally, using $\Phi \Psi^T = K^T U \Lambda^{-1/2} (K^{-1} U \Lambda^{1/2})^T = I$ and hence $\Psi \Phi^T = I$, we have

$$AA^T - BB^T = \frac{1}{2}(\Phi \Psi^T + \Psi \Phi^T) = I, \tag{A5}$$

$$AB^T - BA^T = \frac{1}{2}(\Psi \Phi^T - \Phi \Psi^T) = \frac{1}{2}(I - I) = 0, \tag{A6}$$

where I and 0 correspond to the identity and null matrices, respectively. These equations are the conditions that A and B have to satisfy in order to define a Bogoliubov transformation, Eq. (3.7).

Appendix B

We listed below probabilities of finding specific outcomes in a measurement of a time averaged normal ordered quadratic operator. We have only considered up to the 6-particle sector taking out the outcomes given by Eqs. (4.21) and (4.22). It is understood that the coefficients of the \mathcal{M} matrix, which appear in Table III, come from the diagonalization procedure explained in Sec. III A.

-
- [1] G. T. Horowitz and R. M. Wald, ‘‘Dynamics of Einstein’s Equation Modified by a Higher Order Derivative Term,’’ *Phys. Rev. D* **17**, 414 (1978) doi:10.1103/PhysRevD.17.414.
 - [2] E. D. Schiappacasse and L. H. Ford, ‘‘Graviton Creation by Small Scale Factor Oscillations in an Expanding Universe,’’ *Phys. Rev. D* **94**, no. 8, 084030 (2016) doi:10.1103/PhysRevD.94.084030 [arXiv:1602.08416 [gr-qc]].

TABLE III: Probabilities and outcomes of a time averaged normal ordered quadratic operator.

Probability	Outcome
$ \mathcal{N} ^2$	C_{shift}
$ \mathcal{N} ^2 \mathcal{M}_{ij} ^2$	$\lambda_i + \lambda_j + C_{\text{shift}}$ ^(a)
$\frac{1}{2} \mathcal{N} ^2 \mathcal{M}_{ii} ^2$	$2\lambda_i + C_{\text{shift}}$
$\frac{3}{8} \mathcal{N} ^2 \mathcal{M}_{ii} ^4$	$4\lambda_i + C_{\text{shift}}$
$ \mathcal{N} ^2 \mathcal{M}_{ij}^2 + \frac{1}{2}\mathcal{M}_{ii}\mathcal{M}_{jj} ^2$	$2\lambda_i + 2\lambda_j + C_{\text{shift}}$ ^(a)
$\frac{1}{2} \mathcal{N} ^2 \mathcal{M}_{ii}\mathcal{M}_{jk} + 2\mathcal{M}_{ij}\mathcal{M}_{ik} ^2$	$2\lambda_i + \lambda_j + \lambda_k + C_{\text{shift}}$ ^(b)
$\frac{3}{2} \mathcal{N} ^2 \mathcal{M}_{ii} ^2 \mathcal{M}_{ij} ^2$	$3\lambda_i + \lambda_j + C_{\text{shift}}$
$ \mathcal{N} ^2 \mathcal{M}_{il}\mathcal{M}_{jk} + \mathcal{M}_{ik}\mathcal{M}_{jl} + \mathcal{M}_{ij}\mathcal{M}_{kl} ^2$	$\lambda_i + \lambda_j + \lambda_k + \lambda_l + C_{\text{shift}}$ ^(c)
$\frac{5}{16} \mathcal{N} ^2 \mathcal{M}_{ii} ^6$	$6\lambda_i + C_{\text{shift}}$
$\frac{15}{8} \mathcal{N} ^2 \mathcal{M}_{ii} ^4 \mathcal{M}_{ij} ^2$	$5\lambda_i + \lambda_j + C_{\text{shift}}$
$\frac{3}{16} \mathcal{N} ^2 4\mathcal{M}_{ii}\mathcal{M}_{ij}^2 + \mathcal{M}_{ii}^2\mathcal{M}_{jj} ^2$	$4\lambda_i + 2\lambda_j + C_{\text{shift}}$
$\frac{1}{4} \mathcal{N} ^2 2\mathcal{M}_{ij}^3 + 3\mathcal{M}_{ii}\mathcal{M}_{ij}\mathcal{M}_{jj} ^2$	$3\lambda_i + 3\lambda_j + C_{\text{shift}}$ ^(a)
$\frac{1}{8} \mathcal{N} ^2 2\mathcal{M}_{ik}^2\mathcal{M}_{jj} + 8\mathcal{M}_{ij}\mathcal{M}_{ik}\mathcal{M}_{jk} + 2\mathcal{M}_{ii}\mathcal{M}_{jk}^2 + 2\mathcal{M}_{ij}^2\mathcal{M}_{kk} + \mathcal{M}_{ii}\mathcal{M}_{jj}\mathcal{M}_{kk} ^2$	$2\lambda_i + 2\lambda_j + 2\lambda_k + C_{\text{shift}}$ ^(d)
$\frac{3}{8} \mathcal{N} ^2 \mathcal{M}_{ii}^2\mathcal{M}_{jk} + 4\mathcal{M}_{ii}\mathcal{M}_{ij}\mathcal{M}_{ik} ^2$	$4\lambda_i + \lambda_j + \lambda_k + C_{\text{shift}}$ ^(b)
$\frac{1}{4} \mathcal{N} ^2 2\mathcal{M}_{ik}\mathcal{M}_{il}\mathcal{M}_{jj} + 4\mathcal{M}_{ij}\mathcal{M}_{il}\mathcal{M}_{jk} + 4\mathcal{M}_{ij}\mathcal{M}_{ik}\mathcal{M}_{jl} + 2\mathcal{M}_{ii}\mathcal{M}_{jk}\mathcal{M}_{jl} + 2\mathcal{M}_{ij}^2\mathcal{M}_{kl} + \mathcal{M}_{ii}\mathcal{M}_{jj}\mathcal{M}_{kl} ^2$	$2\lambda_i + 2\lambda_j + \lambda_k + \lambda_l + C_{\text{shift}}$ ^(e)
$\frac{3}{4} \mathcal{N} ^2 2\mathcal{M}_{ij}^2\mathcal{M}_{ik} + \mathcal{M}_{ii}\mathcal{M}_{ik}\mathcal{M}_{jj} + 2\mathcal{M}_{ii}\mathcal{M}_{ij}\mathcal{M}_{jk} ^2$	$3\lambda_i + 2\lambda_j + \lambda_k + C_{\text{shift}}$
$\frac{3}{2} \mathcal{N} ^2 2\mathcal{M}_{ij}\mathcal{M}_{ik}\mathcal{M}_{il} + \mathcal{M}_{ii}\mathcal{M}_{il}\mathcal{M}_{jk} + \mathcal{M}_{ii}\mathcal{M}_{ik}\mathcal{M}_{jl} + \mathcal{M}_{ii}\mathcal{M}_{ij}\mathcal{M}_{kl} ^2$	$3\lambda_i + \lambda_j + \lambda_k + \lambda_l + C_{\text{shift}}$ ^(f)

Here we have ^(a) $(i < j)$, ^(b) $(j < k)$, ^(c) $(i < j < k < l)$, ^(d) $(i < j < k)$, ^(e) $(i < j) \cap (k < l)$, ^(f) $(j < k < l)$, and the \mathcal{M} matrix is defined in Sec. III C.

- [3] L. Parker and D. Toms, *Quantum Field Theory in Curved Spacetime*, (Cambridge University Press, 2009), Chap. 4.
- [4] J. Borgman and L. H. Ford, “The Effects of stress tensor fluctuations upon focusing,” *Phys. Rev. D* **70**, 064032 (2004) doi:10.1103/PhysRevD.70.064032 [gr-qc/0307043]; B. L. Hu and E. Verdaguer, “Stochastic gravity: Theory and applications,” *Living Rev. Rel.* **7**, 3 (2004) doi:10.12942/lrr-2004-3 [gr-qc/0307032]; L. H. Ford and R. P. Woodard, “Stress tensor correlators in the Schwinger-Keldysh formalism,” *Class. Quant. Grav.* **22**, 1637 (2005) doi:10.1088/0264-9381/22/9/011 [gr-qc/0411003]; R. T. Thompson and L. H. Ford, “Spectral line broadening and angular blurring due to spacetime geometry fluctuations,” *Phys. Rev. D* **74**, 024012 (2006) doi:10.1103/PhysRevD.74.024012 [gr-qc/0601137]; E. A. Calzetta and S. Gonorazky, “Primordial fluctuations from nonlinear couplings,” *Phys. Rev. D* **55**, 1812 (1997) doi:10.1103/PhysRevD.55.1812 [gr-qc/9608057]; L. H. Ford, S. P. Miao, K. W. Ng, R. P. Woodard and C. H. Wu, “Quantum Stress Tensor Fluctuations of a Conformal Field and Inflationary Cosmology,” *Phys. Rev. D* **82**, 043501 (2010) doi:10.1103/PhysRevD.82.043501 [arXiv:1005.4530 [gr-qc]]; F. C. Lombardo and D. Lopez Nacir, “Decoherence during in-

- flation: The Generation of classical inhomogeneities,” Phys. Rev. D **72**, 063506 (2005) doi:10.1103/PhysRevD.72.063506 [gr-qc/0506051]; C. H. Wu, K. W. Ng, W. Lee, D. S. Lee and Y. Y. Charng, JCAP **0702**, 006 (2007) doi:10.1088/1475-7516/2007/02/006 [astro-ph/0604292].
- [5] C. H. Wu, J. T. Hsiang, L. H. Ford and K. W. Ng, “Gravity Waves from Quantum Stress Tensor Fluctuations in Inflation,” Phys. Rev. D **84**, 103515 (2011) doi:10.1103/PhysRevD.84.103515 [arXiv:1105.1155 [gr-qc]].
- [6] C. H. G. Bessa, V. A. De Lorenci, L. H. Ford and N. F. Svaiter, “Vacuum Lightcone Fluctuations in a Dielectric,” Annals Phys. **361**, 293 (2015) [Annals Phys. **361**, 293 (2015)] doi:10.1016/j.aop.2015.07.001 [arXiv:1408.6805 [hep-th]].
- [7] C. H. G. Bessa, V. A. De Lorenci, L. H. Ford and C. C. H. Ribeiro, “Model for lightcone fluctuations due to stress tensor fluctuations,” Phys. Rev. D **93**, no. 6, 064067 (2016) doi:10.1103/PhysRevD.93.064067 [arXiv:1602.03857 [gr-qc]].
- [8] H. Huang and L. H. Ford, “Quantum Electric Field Fluctuations and Potential Scattering,” Phys. Rev. D **91**, no. 12, 125005 (2015) doi:10.1103/PhysRevD.91.125005 [arXiv:1503.02962 [hep-th]].
- [9] H. Huang and L. H. Ford, “Vacuum Radiation Pressure Fluctuations and Barrier Penetration,” Phys. Rev. D **96**, no. 1, 016003 (2017) doi:10.1103/PhysRevD.96.016003 [arXiv:1610.01252 [quant-ph]].
- [10] C. J. Fewster, L. H. Ford and T. A. Roman, “Probability distributions of smeared quantum stress tensors,” Phys. Rev. D **81**, 121901 (2010) doi:10.1103/PhysRevD.81.121901 [arXiv:1004.0179 [quant-ph]].
- [11] C. J. Fewster, L. H. Ford and T. A. Roman, “Probability distributions for quantum stress tensors in four dimensions,” Phys. Rev. D **85**, 125038 (2012) doi:10.1103/PhysRevD.85.125038 [arXiv:1204.3570 [quant-ph]].
- [12] C. J. Fewster and L. H. Ford, “Probability Distributions for Quantum Stress Tensors Measured in a Finite Time Interval,” Phys. Rev. D **92**, no. 10, 105008 (2015) doi:10.1103/PhysRevD.92.105008 [arXiv:1508.02359 [hep-th]].
- [13] A. M. Mathai, R. K. Saxena and H. J. Haubold, *The H-Function: Theory and Applications* (Springer, New York, 2010).
- [14] B. Simon, “The Classical Moment Problem as a Self-Adjoint Finite Difference Operator,” Adv. Math. **137**, 82 (1998).
- [15] J. H. P. Colpa, “Diagonalization of the quadratic boson hamiltonian”, Physica **93A**, 327 (1978).
- [16] S. Dawson, “Bounds on Negative Energy Densities in Quantum Field Theories in Flat and Curved Space-times”, PhD thesis, University of York, UK, 2006.
- [17] N. Bogoliubov, “On the theory of superfluidity”, J. Phys. **11**, 23 (1947).
- [18] See for example A. Quarteroni, F. Saleri, and P. Gervasio, *Scientific Computing with MATLAB and Octave* (Springer, Berlin, 2014), Chap. 5.
- [19] L. H. Ford and T. A. Roman, “Averaged energy conditions and quantum inequalities”, Phys. Rev. D **51**, 4277 (1995) doi:10.1103/PhysRevD.51.4277 [arXiv:9410043 [gr-qc]].
- [20] C. J. Fewster and M. J. Pfenning, “Quantum energy inequalities and local covariance. I. Globally hyperbolic spacetimes,” J. Math. Phys. **47**, 082303 (2006) doi:10.1063/1.2212669 [math-ph/0602042].
- [21] C. J. Fewster and S. P. Eveson, “Bounds on negative energy densities in flat space-time,” Phys. Rev. D **58**, 084010 (1998) doi:10.1103/PhysRevD.58.084010 [gr-qc/9805024].

- [22] To obtain the corresponding eigenvalues of the dynamical matrix, we use the Multiprecision Computing Toolbox for MATLAB 4.4.3.12625 developed by Advanpix LLC., Yokohama, Japan.,