

# Spontaneous lateral atomic recoil force close to a photonic topological material

S. Ali Hassani Gangaraj,<sup>1,\*</sup> George W. Hanson,<sup>2,†</sup> Mauro Antezza,<sup>3,4,‡</sup> and Mário G. Silveirinha<sup>3,5,§</sup>

<sup>1</sup>*School of Electrical and Computer Engineering, Cornell University, Ithaca, NY 14853, USA*

<sup>2</sup>*Department of Electrical Engineering, University of Wisconsin-Milwaukee,  
3200 N. Cramer St., Milwaukee, Wisconsin 53211, USA*

<sup>3</sup>*Laboratoire Charles Coulomb (L2C), UMR 5221 CNRS-Université de Montpellier, F-34095 Montpellier, France*

<sup>4</sup>*Institut Universitaire de France, 1 rue Descartes, F-75231 Paris Cedex 05, France*

<sup>5</sup>*Instituto Superior Técnico, University of Lisbon and Instituto de Telecomunicações,  
Torre Norte, Av. Rovisco Pais 1, Lisbon 1049-001, Portugal*

(Dated: March 13, 2022)

We investigate the quantum recoil force acting on an excited atom close to the surface of a nonreciprocal photonic topological insulator (PTI). The main atomic emission channel is the unidirectional surface-plasmon propagating at the PTI-vacuum interface, and we show that it enables a spontaneous lateral recoil force that scales at short distance as  $1/d^4$ , where  $d$  is the atom-PTI separation. Remarkably, the sign of the recoil force is polarization and orientation-independent, and it occurs in a translation-invariant homogeneous system in thermal equilibrium. Surprisingly, the recoil force persists for very small values of the gyration pseudovector, which, for a biased plasma, corresponds to very low cyclotron frequencies. The ultra-strong recoil force is rooted on the quasi-hyperbolic dispersion of the surface-plasmons. We consider both an initially excited atom and a continuous pump scenario, the latter giving rise to a continuous lateral force whose direction can be changed at will by simply varying the orientation of the biasing magnetic field. Our predictions may be tested in experiments with cold Rydberg atoms and superconducting qubits.

The force on neutral atoms or nanoparticles due to electromagnetic fields is an important tool in atomic control and manipulation (e.g., in optical trapping for ultracold gases [1–3], optical tweezers [4, 5], etc). Also fluctuations of the electromagnetic field, of both quantum and thermal origin, play an important role in this context. They explain the presence of the Casimir-Polder forces acting on atoms located close to the surface of a body [6, 7]. For planar surfaces the Casimir-Polder force is along the normal direction and can be either attractive or repulsive [8–13]. The normal component of the force has been extensively investigated both theoretically and experimentally (see [14] and references therein).

For excited systems (e.g., an excited or driven atom) it is also possible to have nonzero lateral forces, even when the material surface is smooth and translation invariant. Such lateral forces have been studied both in classical and in quantum scenarios: e.g., when a polarizable nanoparticle is near an anisotropic substrate with a tilted axis [15], when linearly-polarized light illuminates a chiral particle [16], when the emitter has circular polarization [17]–[18], or in moving systems [19, 20]. Such research opens new interesting possibilities to tune and sculpt the surface-atom interactions.

The discovery of topological light states is perhaps the most exciting development in photonics in recent years. Starting with the seminal studies by Haldane and Raghu [21, 22], it has been shown that some nonreciprocal photonic platforms are inherently topological [23–25], and thereby may enable the propagation of unidirectional topologically protected and scattering-immune edge states. More recently, it has been shown that the concepts of topological photonics can be extended to

electromagnetic continua, with no intrinsic periodicity [26, 27]. In particular, continuous media with broken time-reversal symmetry, e.g., a magnetized ferrite or a magnetized electron gas, may be understood as topologically nontrivial [26–31].

The research of topological effects in photonic systems has been mostly focused in the realization of devices – such as optical isolators or circulators – that exploit the intrinsic “one-way” property of the topological states. The consequences of topological properties in the context of quantum optics have been little explored, with a few exceptions. For example, in [32] it has been shown that topological states may enable the circulation of a heat current in closed orbits in a microwave cavity at thermodynamic equilibrium, in [33] the Casimir effect with topological materials has been characterized, and in [34] the effect of the topological SPP on entanglement was studied pointing to significant advantages as compared to reciprocal systems.

In this Letter we investigate a new mechanism that enables a lateral recoil force due to the spontaneous emission features of atoms close to a PTI surface. In an environment invariant along the  $j$ -coordinate axis, the lateral quantum recoil force  $\mathcal{F}_j$  associated with a spontaneous decay process generally vanishes since the emission occurs in random directions. For particular polarizations of the emitter (e.g., circular polarization), the lateral force may be nonzero due to the interference of the dipole and its image [18, 35]. However, in systems formed by reciprocal media the sign of the lateral force is invariably polarization dependent [18, 35].

In contrast, here we demonstrate that the PTI’s unidirectional light states create the opportunity for unusual

optical manipulations of two-level quantum systems with a strongly asymmetric, tunable, and *polarization and orientation*-independent lateral optical force. To our best knowledge, this is the first proposal of a lateral recoil force on an excited atom near a laterally-invariant substrate, with the sign of the force independent of the polarization state and of the atom orientation.

We first consider a two-level system (called the 'atom' in the following) in a general inhomogeneous environment. In the dipole approximation, the optical force operator is  $\hat{\mathcal{F}}_i = \hat{\mathbf{p}} \cdot \partial_i \hat{\mathbf{E}}$ ,  $i = x, y, z$  [5]. The hat indicates that the relevant quantity represents a quantum operator. Here,  $\hat{\mathbf{p}}$  is the electric dipole operator for the two-level atom. By solving the Heisenberg equations with the Markov approximation, it is possible to show that the expectation of the optical force is given by [36]

$$\mathcal{F}_i(t) = \langle \hat{\mathcal{F}}_i \rangle = \rho_{ee}(t) \mathcal{F}_{R,i} + (1 - 2\rho_{ee}(t)) \mathcal{F}_{C,i} \quad (1)$$

with  $\rho_{ee}(t)$  representing the probability of the atom being in the excited state,

$$\mathcal{F}_{R,i} = 2 \operatorname{Re} \left\{ \tilde{\gamma}^* \cdot (-i\omega \partial_i \mathbf{G}(\mathbf{r}, \mathbf{r}_0; \omega)) \Big|_{\substack{\omega = \omega_0 + i0^+ \\ \mathbf{r} = \mathbf{r}_0}} \cdot \tilde{\gamma} \right\} \quad (2)$$

is the resonant component of the force and  $\partial_i = \hat{\mathbf{u}}_i \cdot \nabla_{\mathbf{r}}$ . Here,  $\omega_0$  is the atomic transition frequency,  $\tilde{\gamma} = [\gamma \ 0]^T$  is a six-vector and  $\gamma$  is the dipole matrix element. Moreover,  $\mathcal{F}_C = -\nabla_{\mathbf{r}_0} \mathcal{E}_C$  is the usual Casimir-Polder force for the ground state [36], which vanishes for planar surfaces along laterally-invariant directions.

The force is written in terms of the system Green function  $\mathbf{G}(\mathbf{r}, \mathbf{r}_0; \omega)$  (a  $6 \times 6$  tensor) defined in the companion article [36], with  $\mathbf{r}_0$  the position of the atom. Only the scattering part of the Green function needs to be considered, because by symmetry the self-field does not contribute to the force [36]. For simplicity we neglect the effect of thermal photons, which is acceptable when  $\hbar\omega_0$  is higher than the average thermal photon energy  $k_B T \ll \hbar\omega_0$  and when  $d \ll \lambda_T$ , with  $\lambda_T = hc/k_B T$  the thermal wavelength and  $d$  the distance between the atom and the macroscopic body. Equation (1) generalizes the theory of [37, 38] to arbitrary reciprocal or nonreciprocal and possibly bianisotropic systems.

Next, we turn to the geometry of interest, a  $z$ -stratified electromagnetic environment, invariant to translations along the  $\alpha = x, y$  directions. Since the lateral force due to the zero-point energy fluctuations vanishes,  $\mathcal{F}_{C,\alpha} = 0$ , the lateral force is determined uniquely by the resonant term  $\mathcal{F}_\alpha(t) = \rho_{ee}(t) \mathcal{F}_{R,\alpha}$ . We prove in [36] that in the limit of vanishing material loss,  $\mathcal{F}_{R,\alpha}$  can be written in terms of the electromagnetic modes  $\mathbf{F}_{n\mathbf{k}}$  of the environment as

$$\mathcal{F}_{R,\alpha} = \operatorname{Re} \left( i\pi \sum_{\omega_{n\mathbf{k}} > 0} \omega_{n\mathbf{k}} \tilde{\gamma}^* \cdot \partial_\alpha \mathbf{F}_{n\mathbf{k}} \otimes \mathbf{F}_{n\mathbf{k}}^* \cdot \tilde{\gamma} \delta(\omega_{n\mathbf{k}} - \omega_0) \right) \quad (3)$$

We use six-vector notation such that  $\mathbf{F}_{n\mathbf{k}} = (\mathbf{E}_{n\mathbf{k}} \ \mathbf{H}_{n\mathbf{k}})^T$  represents the electromagnetic fields. The modes are normalized as detailed in [36], and  $\omega_{n\mathbf{k}}$  is the oscillation frequency of the mode  $n\mathbf{k}$ . Note that the above result fully takes into account the material dispersion. In the following we consider the recoil force on an atom in vacuum close to the interface with a topological material, e.g., a gyrotropic medium [28–30, 32, 39], as shown in Fig. 1a.

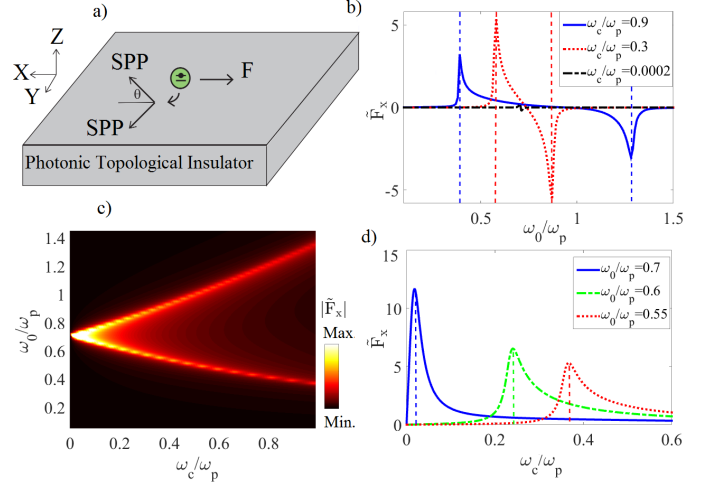


FIG. 1: (a) The geometry under investigation. The green dot indicates a two-level atom above an interface between a PTI substrate and vacuum. (b) Recoil force as a function of frequency obtained from the exact solution (2). The vertical dashed lines indicate  $\omega_0 = \omega_\pm$  here and in panel (d). (c) Absolute value of the recoil force as a function of atomic transition frequency and plasma bias. (d) Recoil force as a function of plasma bias for several transition frequencies. The atom is located  $d = 0.01c/\omega_p$  above the interface in the vacuum region.

As an example, we suppose the region  $z > 0$  is filled by vacuum, and that the region  $z < 0$  is filled with a gyrotropic material with permittivity

$$\boldsymbol{\varepsilon} = \varepsilon_0(\varepsilon_t \mathbf{I}_t + \varepsilon_a \hat{\mathbf{y}} \hat{\mathbf{y}} + i\varepsilon_g \hat{\mathbf{y}} \times \mathbf{I}), \quad (4)$$

where  $\mathbf{I}_t = \mathbf{I} - \hat{\mathbf{y}} \hat{\mathbf{y}}$ , with  $\varepsilon_g$  being the magnitude of the gyration pseudovector. For the gyrotropic medium we consider a magnetized plasma (e.g., InSb [40, 41]). For a static bias magnetic field along the  $+y$ -axis the permittivity components are [42]

$$\begin{aligned} \varepsilon_t &= 1 - \frac{\omega_p^2 (1 + i\Gamma/\omega)}{(\omega + i\Gamma)^2 - \omega_c^2} \\ \varepsilon_a &= 1 - \frac{\omega_p^2}{\omega(\omega + i\Gamma)}, \quad \varepsilon_g = \frac{1}{\omega} \frac{\omega_c \omega_p^2}{\omega_c^2 - (\omega + i\Gamma)^2}. \end{aligned} \quad (5)$$

Here,  $\omega_p$  is the plasma frequency,  $\Gamma$  is the collision rate associated with damping,  $\omega_c = -qB_0/m > 0$  is the cyclotron frequency,  $q = -e$  is the electron charge,  $m$  is

the electron effective mass, and  $B_0$  is the static bias. In this work, we use a damping factor on the order of  $\Gamma = 0.015\omega_p$ .

In the quasi-static lossless limit, the natural modes have an electrostatic nature  $\mathbf{F}_{n\mathbf{k}} \approx [-\nabla\phi_{n\mathbf{k}} \ \mathbf{0}]^T$ , and are surface plasmon polariton (SPP) waves. In [36], it is shown that the SPP resonances have the dispersion  $\omega_{\mathbf{k}} = \omega_\theta$  with  $2\omega_\theta = \omega_c \cos(\theta) + \sqrt{2\omega_p^2 + \omega_c^2(1 + \sin^2(\theta))}$ . Here,  $\theta$  represents the angle of the SPP wave vector  $\mathbf{k}$  (parallel to the interface) and the  $x$ -axis. In general, we have  $\omega_- < \omega_\theta < \omega_+$  with  $\omega_\pm = \omega_{\theta=0}/\pi$ . The quasi-static solution describes the resonant SPP waves with large  $\mathbf{k}$ , which are the most influential for the light-matter interactions. Different from the unbiased case ( $\omega_c = 0$ ), for which the SPP resonance is direction independent,  $\omega_\theta = \omega_p/\sqrt{2} \equiv \omega_{\text{SPP}}$ , for a biased plasma the emitted plasmons are launched along preferred directions of space (see Fig. 1a). Hence, intuitively, one may expect that the sign of the optical force  $\mathcal{F}_x$  is contrary to the ( $x$ -component) of the wave vector of the SPPs excited by the atom, i.e. the SPPs that satisfy  $\omega_{\pm\theta_0} = \omega_0$ .

This heuristic argument is confirmed by a detailed calculation of the force (3) that gives  $\mathcal{F}_\alpha = \mathcal{F}_0 \tilde{F}_\alpha$  ( $\alpha = x, y$ ), with  $\mathcal{F}_0 = 3|\gamma|^2/(16\pi d^4 \epsilon_0)$  a normalizing factor, and  $\tilde{F}_\alpha$  a dimensionless parameter given by [36]

$$\begin{aligned} \tilde{F}_x &= -\rho_{ee}(t) \frac{\omega_\theta a_\theta \cos \theta}{|\partial_\theta \omega_\theta|} \Big|_{\theta=\theta_0} \frac{1}{2} (\Gamma_{+, \theta_0} + \Gamma_{+, -\theta_0}), \\ \tilde{F}_y &= -\rho_{ee}(t) \frac{\omega_\theta a_\theta \sin \theta}{|\partial_\theta \omega_\theta|} \Big|_{\theta=\theta_0} \frac{1}{2} (\Gamma_{+, \theta_0} - \Gamma_{+, -\theta_0}). \end{aligned} \quad (6)$$

where  $a_\theta > 0$  and  $\Gamma_{+, \theta} \geq 0$  are defined in [36]. Therefore, the recoil force scales as  $1/d^4$  where  $d$  is the distance between the atom and the interface. Clearly, this quasi-static result shows that the sign of the force  $\mathcal{F}_x$  is the opposite of the sign of  $\cos(\theta_0)$ , and thereby the force is anti-parallel to the wave vector of the emitted plasmons, *independent of the dipole polarization*. In [36] it is shown that the quasi-static force expression (6) yields results virtually identical to the exact result (2). In this Letter, we focus on the component of the lateral force perpendicular to the biasing magnetic field ( $\mathcal{F}_x$ ). The sign of the other lateral force component ( $\mathcal{F}_y$ ) is polarization dependent. For a vertical dipole, one has  $\mathcal{F}_y = 0$  by symmetry.

Equation (6) reveals that the lateral force is mainly determined by the plasmons that propagate with wave vector directed along either  $\theta = \theta_0$  or  $\theta = -\theta_0$ . Thus, the lateral force can be written as  $\mathcal{F}_L = \mathcal{F}_{L, \theta_0} + \mathcal{F}_{L, -\theta_0}$  where the vector  $\mathcal{F}_{L, \pm\theta_0}$  is determined by (6) with  $\Gamma_{+, \mp\theta_0}$  set identical to zero. Interestingly, the vector components  $\mathcal{F}_{L, \pm\theta_0}$  are anti-parallel to the directions  $\theta = \pm\theta_0$ , i.e., to the wave vector of the excited plasmons. This indicates that the momentum transfer is determined by the Minkowski momentum, rather than by the Abraham momentum [43–46]. Note that the Minkowski mo-

mentum is parallel to the wave vector whereas the Abraham momentum is parallel to the Poynting vector (or equivalently, to the group velocity) [44, 47]. As will be discussed later, in a gyrotropic half-space the directions of the plasmon wave vector and of the group velocity are generally different. This result suggests that light-matter interactions at the quantum level are determined by the canonical (Minkowski) momentum of light, rather than by the kinetic (Abraham) momentum [44–46].

Figure 1b shows the normalized force as a function of  $\omega_0$  for different bias strengths, calculated with the exact Green function solution (2) for an atom with  $\gamma = \gamma \hat{\mathbf{z}}$  [36]. By changing the magnetic bias strength the recoil force can be controlled, with the force existing primarily in the frequency interval  $\omega_- < \omega_0 < \omega_+$ . Furthermore, the sign of the recoil force can be flipped simply by flipping the bias field ( $\omega_c < 0$ ).

The two prominent observations from Fig. 1b are that the recoil force changes sign as  $\omega_0$  sweeps the interval  $(\omega_-, \omega_+)$ , and that the recoil force is largest for  $\omega_0 = \omega_\pm$ , denoted by the vertical dashed lines in the figure. Both effects can be understood from conservation of momentum; the angle of the SPP wavevector  $\mathbf{k}$  (the main emission channel) is shown in Fig. 2a, where it can be seen that for  $\omega_0 = \omega_-$ ,  $\theta_0 = 180^\circ$  ( $-x$ -direction), resulting in a positive lateral force along  $x$ , whereas for  $\omega_0 = \omega_+$ ,  $\theta_0 = 0^\circ$  ( $+x$ -direction), leading to a negative lateral force. Similarly, the recoil force will be largest for  $\omega_0 = \omega_\pm$ , since  $\tilde{F}_x$  is maximized when the emitted SPP is along the  $\pm x$  axis.

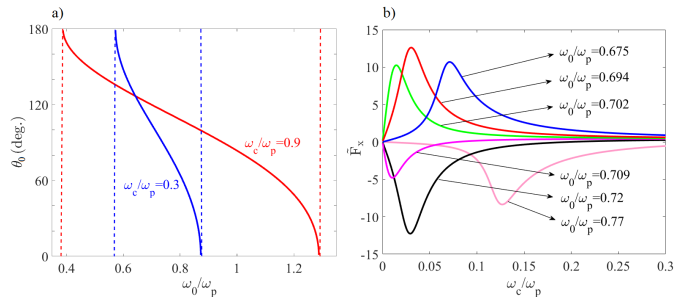


FIG. 2: (a) SPP wavevector angle  $\theta_0$  as a function of the atomic transition frequency for  $\omega_c/\omega_p = 0.4$ . The vertical dashed lines indicate  $\omega_0 = \omega_\pm$ . (b) Recoil force as a function of cyclotron frequency for several transition frequencies. The atom is located  $d = 0.01c/\omega_p$  above the interface in the vacuum region.

A further aspect of the SPPs is that they form beam-like far-field patterns due to the hyperbolic nature of the material. Figure 3 shows the SPP equifrequency contour (EFC) [36] for the case of  $\omega_0/\omega_p = 0.7$  for various values of  $\omega_c/\omega_p$ . For an anisotropic medium the energy flow direction defined by the group velocity,  $\nabla_{\mathbf{k}}\omega_{\mathbf{k}}$  (orthogonal to the equifrequency contour) does not necessarily

coincide with the direction of the plasmon wave vector  $\mathbf{k} = (k_x, k_y, 0)$ . For the case of  $\omega_c/\omega_p = 0$  (non-biased plasma), the EFC is a circle, such that at each point  $(k_x, k_y)$  on the EFC the flow of energy is along the direction normal to the circle, and thereby the SPP emission is omnidirectional when  $\gamma = \gamma\hat{z}$ .

For a very weak value of the bias (Fig. 3a), the circle becomes slightly elongated along the  $k_x$ -axis. For a larger bias the circle opens up (Fig. 3b), and as the bias is increased further the EFC becomes hyperbolic-like, leading to a unidirectional (nonreciprocal) SPP beam with energy flow indicated by the red arrows in Fig. 3c. The SPP far-field pattern at two values of bias is shown in Fig. 3d, where it can be seen that the SPP forms two narrow beams. Although SPPs on a biased plasma have been long-studied (see, e.g., [48]), this narrow-beam, angle-dependent aspect of the SPP has not been predicted previously.

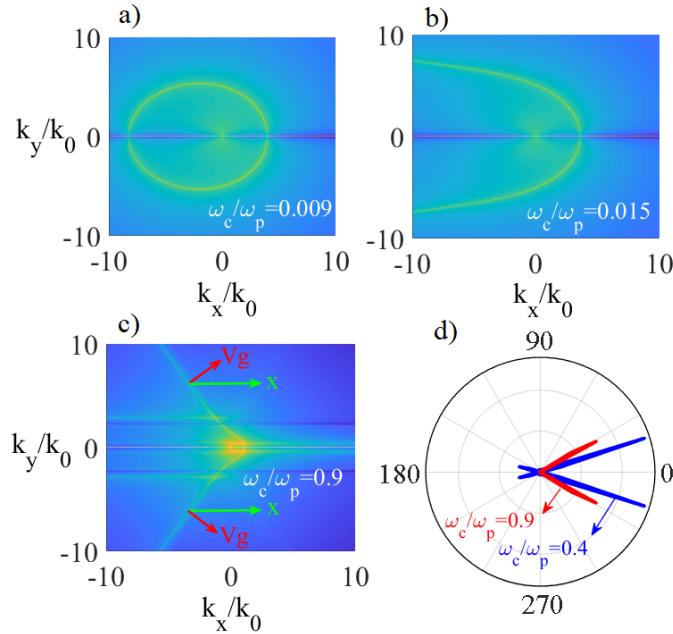


FIG. 3: (a)-(c) Equifrequency contours for the SPP at the interface of a magnetized plasma and vacuum, for different bias strengths, with  $\omega/\omega_p = 0.7$  and  $k_0 = \omega/c$ . The red arrows in panel c) indicate the direction of SPP energy flow. (d) SPP far-field pattern (radiated by a classical dipole polarized along  $z$ ) for two bias values.

Remarkably, a strong recoil force can persist even for very small values of the gyration pseudovector (e.g., cyclotron frequency/bias). Figure 1c shows the recoil force as a function of magnetic bias and atomic transition frequency, where, for a given cyclotron frequency  $\omega_c$ , the bright areas correspond to  $\omega_0 = \omega_{\pm}$ . Figure 1d depicts the recoil force as a function of the cyclotron frequency for different atomic transition frequencies (i.e., three horizontal slices from Fig. 1c), showing that for each  $\omega_0$  there

is an optimal value for the bias (vertical dashed line) that maximizes the recoil force ( $\omega_0 = \omega_{\pm}(\omega_c)$ ). As  $\omega_0 \rightarrow \omega_{\text{spp}}$  an ultra-strong recoil force is obtained for very small bias, as shown in detail in Fig. 2b.

In order to understand the phenomenon of strong force with small bias, it can be observed that as the bias field approaches zero, the SPP frequency span  $\omega_- < \omega < \omega_+$ , becomes narrower and narrower, as  $\omega_+$  and  $\omega_-$  approach  $\omega_{\text{spp}}$  (see, e.g., Fig. 2a), the point at which the two bright lines in Fig. 1c intersect. Figure 4 shows the EFC of the corresponding SPP for  $\omega_0 = \omega_{\text{spp}}$  for small plasma bias. As can be seen in Fig. 4a, for small bias the EFC hyperbola branches become aligned along the  $k_y$ -axis. In particular, for Fig. 4a there is a wide spectral region near the center of the EFC (roughly  $|k_y|/k_0 < 10$ ), for which  $k_x \neq 0$ , and a strong force contribution exists. Thus, the ultra-strong force at a weak bias is due to the high-density of states determined by the hyperbolic EFC.

Further support for a strong recoil force at low bias when  $\omega_0 \rightarrow \omega_{\text{spp}}$  comes from the quasi-static solution (6); in the limit of no bias, it can be shown that  $\omega_{\theta} \rightarrow \omega_{\text{spp}} + \omega_c/2 \cos \theta$  and  $a_{\theta} \rightarrow 1/2$ . Then, for a  $z$ -polarized atom ( $\Gamma_{+, \theta} = 1$ ) (6) becomes

$$\tilde{F}_x = -\rho_{ee}(t) \frac{\omega_{\text{spp}}}{\omega_c} \frac{\omega_0 - \omega_{\text{spp}}}{\sqrt{(\omega_c/2)^2 - (\omega_0 - \omega_{\text{spp}})^2}}. \quad (7)$$

Therefore, the quasi-static force diverges when  $|\omega_0 - \omega_{\text{spp}}| = |\omega_c|/2$ , i.e., when the atomic transition frequency matches  $\omega_{\pm}$ . Although material absorption ensures that the exact force is finite, the divergence of the quasi-static result indicates a strong force persisting as  $\omega_c \rightarrow 0$ . However, below a critical bias value (Fig. 4b), the system tends towards isotropic (i.e.,  $\varepsilon_g \ll \varepsilon_t$ ), the interface does not support SPP modes, and the force becomes weak.

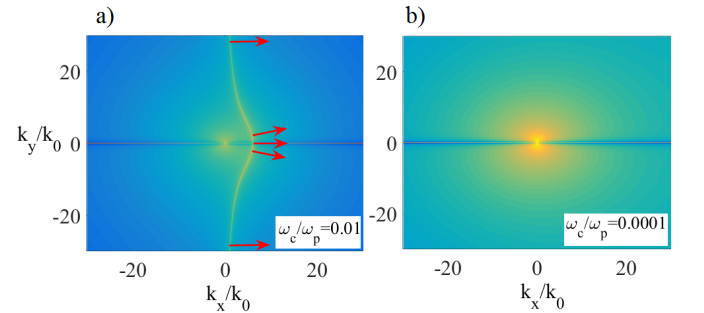


FIG. 4: SPP EFS for  $\omega_0 = \omega_{\text{spp}}$  for different values of bias strength. The red arrows indicate the direction of SPP energy flow.

In the absence of an external excitation, the spontaneous emission depopulates the atom, leading to zero steady-state force. To achieve a steady-state recoil force, the atom can be pumped by a laser. Starting with the

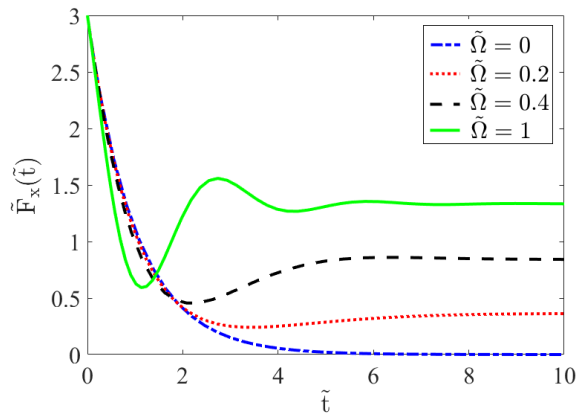


FIG. 5: Normalized recoil force as a function of time for the case of  $\omega_0/\omega_p = 0.6$ ,  $\omega_c/\omega_p = 0.4$  with the atom at  $d = 0.01c/\omega_p$  above the magnetized plasma in vacuum.

master equation for a general non-reciprocal, lossy, and inhomogeneous environment, the atomic population is found to be [49]

$$\rho_{ee}(t) = \frac{2\tilde{\Omega}^2}{\lambda_1\lambda_2} + \frac{\lambda_1(\lambda_1 + 1/2) + 2\tilde{\Omega}^2}{\lambda_1(\lambda_1 - \lambda_2)} e^{\lambda_1\tilde{t}} + \frac{\lambda_2(\lambda_2 + 1/2) + 2\tilde{\Omega}^2}{\lambda_2(\lambda_2 - \lambda_1)} e^{\lambda_2\tilde{t}}, \quad (8)$$

where  $\tilde{\Omega} = \Omega/\Gamma$ , with  $\Omega = \boldsymbol{\gamma} \cdot \mathbf{E}/\hbar$  the Rabi frequency and  $\Gamma$  the decay rate,  $\tilde{t} = \Gamma t$ , and where  $\lambda_{1,2} = \frac{1}{2} \left( -3/2 \pm \sqrt{1/4 - 16\tilde{\Omega}^2} \right)$ . Under steady state conditions  $t \rightarrow \infty$ ,  $\rho_{ee,ss} = 4\tilde{\Omega}^2/(1 + 8\tilde{\Omega}^2)$ .

Figure 5 shows the normalized force  $\tilde{F}_x = \mathcal{F}_x^{ss}(t)/\mathcal{F}_0$  as a function time for different laser intensities. As can be seen, when  $\Omega/\Gamma = 0$  the force decays to zero whereas for the pumped cases non-zero steady state force exists. The laser can be applied orthogonal to the  $x$ -axis, so as not to influence the net lateral force.

To provide a quantitative estimate of the recoil force, the normalization constant  $\mathcal{F}_0$  is  $0.075 \text{ pN} (\tilde{D}/\tilde{d}^4)$ , where  $\tilde{D}$  is the dipole moment in debye and  $\tilde{d}$  is the atom-interface distance in nm. For example, for a Rydberg atom [50] having  $\gamma = 7900\text{D}$  located  $100\text{nm}$  above the substrate,  $\mathcal{F}_0 = 0.047\text{pN}$ . Alternatively, a superconducting qubit [51] attached to a cantilever could be used to detect the force. One possible implementation of the plasma is InSb, where  $\omega_p \approx 31 \text{ THz}$  for the samples measured in [40], and  $\omega_c$  ranges from  $8 - 40 \text{ THz}$  for magnetic bias  $1 - 5 \text{ T}$ , respectively.

In summary, we derived an exact equation for the spontaneous emission lateral recoil force on an excited atom near an interface with a photonic topological medium. The lateral force emerges in a homogeneous system in a thermal-equilibrium, and its sign is independent of the

atom polarization and orientation. In order to understand the behavior of the recoil force, the SPPs guided by the interface of the topological medium and vacuum have been investigated. Due to the quasi-hyperbolic nature of the PTI, the SPPs emitted by an excited atom form narrow beams, whose direction is dependent on the atomic transition frequency. The force is maximized at certain atomic transition frequencies, and persists down to very small bias values due to the high-density of photonic states. To achieve a steady-state recoil force, the quantum dynamics of the atom has been studied by solving the relevant master equation for a laser-pumped system.

The authors gratefully acknowledge discussions with S. Buhmann. This work was partially funded by Fundação para a Ciência e a Tecnologia under project PTDC/EEI-TEL/4543/2014 and by Instituto de Telecomunicações under project UID/EEA/50008/2013. M. S. thanks the CNRS and the group Theory of Light-Matter and Quantum Phenomena of the Laboratoire Charles Coulomb for hospitality during his stay in Montpellier.

\* Electronic address: ali.gangaraj@gmail.com

† Electronic address: george@uwm.edu

‡ Electronic address: mauro.antezza@umontpellier.fr

§ Electronic address: mario.silveirinha@co.it.pt

- [1] S. Chu, *Nobel Lecture: The manipulation of neutral particles*, Rev. Mod. Phys. **70**, 685 (1998).
- [2] W. D. Phillips, *Nobel lecture: Laser cooling and trapping of neutral atoms*, Rev. Mod. Phys. **70**, 721 (1998).
- [3] C. N. Cohen-Tannoudji *Nobel Lecture: Manipulating atoms with photons*, Rev. Mod. Phys. **70**, (1998).
- [4] A. Ashkin, *Acceleration and Trapping of Particles by Radiation Pressure*, Phys. Rev. Lett. **24**, 156 (1970).
- [5] J. P. Gordon and A. Ashkin, *Motion of atoms in a radiation trap*, Phys. Rev. A, **21**, 1606, 1980.
- [6] H. B. G. Casimir, and D. Polder, *The Influence of Retardation on the London-van der Waals Forces*, Phys. Rev. **73**, 360 (1948).
- [7] I. E. Dzyaloshinskii, E. M. Lifshitz, and L. P. Pitaevskii, *The general theory of van der Waals forces*, Adv. Phys. **38**, 165 (1961).
- [8] M. Antezza, Lev P. Pitaevskii, and S. Stringari, *New Asymptotic Behavior of the Surface-Atom Force out of Thermal Equilibrium*, Phys. Rev. Lett. **95**, 113202 (2005).
- [9] J.M. Obrecht, R.J. Wild, M. Antezza, L.P. Pitaevskii, S. Stringari, E.A. Cornell, *Measurement of the temperature dependence of the Casimir-Polder force*, Phys. Rev. Lett. **98**, 063201 (2007).
- [10] M. G. Silveirinha, *Casimir interaction between metal-dielectric metamaterial slabs: Attraction at all macroscopic distances*, Phys. Rev. B **82**, 085101, (2010).
- [11] J. N. Munday, F. Capasso, and V. A. Parsegian, *Measured long-range repulsive Casimir-Lifshitz forces*, Nature (London) **457**, 170 (2009).
- [12] T. H. Boyer, *Van der Waals forces and zero-point energy for dielectric and permeable materials*, Phys. Rev. A **9**,



- 2078 (1974).
- [13] S. I. Maslovski, M. G. Silveirinha, *Mimicking Boyer's Casimir Repulsion with a Nanowire Material*, Phys. Rev. A, **83**, 022508, (2011).
- [14] F. Intravaia, C. Henkel, and M. Antezza, *Fluctuation-induced forces between atoms and surfaces: the Casimir-Polder interaction*, chapter in Lecture Notes in Physics for a volume on "Casimir physics" edited by D. Dalvit, P. Milonni, D. Roberts, and F. da Rosa. Publisher Springer-Verlag (2010).
- [15] I.S. Nefedov and J.M. Rubi, *Lateral-drag propulsion forces induced by anisotropy*, Scientific Reports, **7**, 6155 (2017).
- [16] S.B. Wang and C.T. Chan, *Lateral optical force on chiral particles near a surface*, Nature Communications, **3**, 3307 (2014).
- [17] F.J. Rodríguez-Fortuño, G. Marino, P. Ginzburg, D. O'Connor, A. Martínez, G.A. Wurtz, A.V. Zayats, *Near-Field Interference for the Unidirectional Excitation of Electromagnetic Guided Modes*, Science, **340**, 328 (2013).
- [18] F.J. Rodríguez-Fortuño, N. Engheta, A. Martínez, A.V. Zayats, *Lateral forces on circularly polarizable particles near a surface*, Nature Communications, **6**, 8799 (2015).
- [19] S. Lannebere, M. G. Silveirinha, *Negative spontaneous emission by a moving two-level atom*, J. Opt. **19**, 014004 (2017).
- [20] M. G. Silveirinha, *Optical instabilities and spontaneous light emission by polarizable moving matter*, Phys. Rev. X, **4**, 031013, (2014).
- [21] F. D. M. Haldane, S. Raghu, *Possible realization of directional optical waveguides in photonic crystals with broken time-reversal symmetry*, Phys. Rev. Lett., **100**, 013904 (2008).
- [22] S.Raghu, F. D. M. Haldane, *Analogs of quantum-Hall-effect edge states in photonic crystals*, Phys. Rev. A, **78**, 033834 (2008).
- [23] Z. Wang, Y. Chong, J. D. Joannopoulos, M. Soljacic, *Observation of unidirectional backscattering immune topological electromagnetic states*, Nature, **461**, 772-775, (2009).
- [24] L. Lu, J. D. Joannopoulos, M. Soljacic, *Topological photonics*, Nat. Photon., **8**, 821, (2014).
- [25] L. Lu, J. D. Joannopoulos and M.Soljacic, *Topological states in photonic systems*, Nat. Phys., **12**, 626, (2016).
- [26] M. G. Silveirinha, *Chern Invariants for Continuous Media*, Phys. Rev. B, **92**, 125153, 2015.
- [27] M. G. Silveirinha, *Bulk-edge correspondence for topological photonic continua*, Phys. Rev. B, **94**, 205105, 2016.
- [28] S. A. H. Gangaraj, M. G. Silveirinha, G. W. Hanson, *Berry phase, Berry Connection, and Chern Number for a Continuum Bianisotropic Material from a Classical Electromagnetics Perspective*, IEEE J. Multiscale and Multiphys. Comput. Techn., **2**, 3-17, 2017.
- [29] B. Yang, M. Lawrence, W. Gao, Q. Guo, and S. Zhang, *One-way helical electromagnetic wave propagation supported by magnetized plasma*, Sci. Rep., **6**, Art. no. 21461, 2016.
- [30] A.R. Davoyan and N. Engheta, *Theory of wave propagation in magnetized near-zero-epsilon meta-materials: evidence for one-way photonic states and magnetically switched transparency and opacity*, Phys. Rev. Lett., **111**, 257401, 2013.
- [31] D. Jin, L. Lu, Z. Wang, C. Fang, J. D. Joannopoulos, M. Soljacic, L. Fu, N. X. Fang, *Topological magnetoplasmon*, Nat. Comm. **7**, 13486, (2016).
- [32] M. G. Silveirinha, *Topological Angular Momentum and Radiative Heat Transport in Closed Orbits*, Phys. Rev. B, **95**, 115103, 2017.
- [33] S. Fuchs, F. Lindel, R. V. Krems, G. W. Hanson, M. Antezza, S. Buhmann, *Casimir-Lifshitz force for nonreciprocal media and applications to photonic topological insulators*, arXiv:1707.04577 (2017) (accepted to Phys. Rev. A).
- [34] S. A. Hassani Gangaraj, G. W. Hanson, and M. Antezza, *Robust entanglement with 3D nonreciprocal photonic topological insulators*, Phys. Rev. A, **95**, 063807, 2017.
- [35] S. Scheel, S.Y. Buhmann, C. Clausen, and P. Schneeweiss, *Directional spontaneous emission and lateral Casimir-Polder force on an atom close to a nanofiber*, Phys. Rev. A, **92**, 043819 (2015).
- [36] M. G. Silveirinha, S. A. H. Gangaraj, G. W. Hanson, M. Antezza, *Fluctuation-induced forces on an atom near a photonic topological material*, joint submission.
- [37] S. Y. Buhmann, L. Knoll, and D.-G. Welsch, H. T. Dung, *Casimir-Polder forces: A nonperturbative approach*, Phys. Rev. A **70**, 052117 (2004).
- [38] S. Y. Buhmann and S. Scheel, *Thermal Casimir versus Casimir-Polder Forces: Equilibrium and Nonequilibrium Forces*, Phys. Rev. Lett., **100**, 253201 (2008).
- [39] S. A. H. Gangaraj, A. Nemilentsau, and G. W. Hanson, *The effects of three-dimensional defects on one-way surface plasmon propagation for photonic topological insulators comprised of continuum media*, Sci. Rep. **6**, 30055, (2016).
- [40] E. Palik, R. Kaplan, R. Gammon, H. Kaplan, R. Wallis, and J. Quinn, *Coupled surface magnetoplasmon-optic-phonon polariton modes on InSb*, Phys. Rev. B **13**, 2479, (1976).
- [41] E. Moncada-Villa, V. Fernandez-Hurtado, F. J. Garcia-Vidal, A. Garcia-Martin, and J. C. Cuevas, *Magnetic field control of near-field radiative heat transfer and the realization of highly tunable hyperbolic thermal emitters*, Phys. Rev. B **92**, 125418, (2015).
- [42] J. A. Bittencourt, *Fundamentals of Plasma Physics*, 3rd ed. New York: Springer-Verlag, 2010.
- [43] R. N. C. Pfeifer, T. A. Nieminen, N. R. Heckenberg, and H. R.-Dunlop, *Momentum of an electromagnetic wave in dielectric media*, Rev. Mod. Phys., **79**, 1197 (2007).
- [44] S. M. Barnett, *Resolution of the Abraham-Minkowski Dilemma*, Phys. Rev. Lett., **104**, 070401 (2010).
- [45] S. M. Barnett, and R. Loudon, *The enigma of optical momentum in a medium*, Phil. Trans. R. Soc. A **368**, 927, (2010).
- [46] M. G. Silveirinha, *Reexamination of the Abraham-Minkowski Dilemma*, Phys. Rev. A, **96**, 033831, (2017).
- [47] K. Y. Bliokh, A. Y. Bekshaev, and F. Nori, *Optical Momentum, Spin, and Angular Momentum in Dispersive Media*, Phys. Rev. Lett. **119**, 073901, (2017).
- [48] S. R. Seshadri, *Excitation of surface waves on a perfectly conducting screen covered with anisotropic plasma*, IRE Trans. Microw. Theory. Techn., **MTT-10**, 573, 1962.
- [49] Supplemental Material with the derivation of Eq. (8).
- [50] T. F. Gallagher, *Rydberg atoms*, Rep. Prog. Phys., **51**, 143 (1988).
- [51] O. Astafiev, A. M. Zagoskin, A. A. Abdumalikov Jr., Yu. A. Pashkin, T. Yamamoto, K. Inomata, Y. Nakamura, and J. S. Tsai, *Resonance Fluorescence of a Single Artificial Atom*, Science **327**, 840, (2010).

## Supplementary Material

### Steady-state population for the pumped system

Without external compensation of atomic depopulation, the atom decays from an excited state to the ground state,  $\rho_{ee}(t) = e^{-\Gamma t}$ , where, for a  $z$ -directed dipole,

$$\Gamma = \frac{2|\gamma|^2\omega_0^2}{\varepsilon_0\hbar c^2} \text{Im}(\mathcal{G}_{zz}(\mathbf{r}_0, \mathbf{r}_0, \omega_0)), \quad (\text{S1})$$

and so the steady state recoil force is zero. Here,  $\mathcal{G}_{zz}$  is the  $zz$ -component of the standard electric Green dyadic defined as in [1]. In order to have a non-zero steady state recoil force, the atom can be pumped by an external laser. In the following we derive the steady state recoil force under continuous pumping.

In a general non-reciprocal, lossy, and inhomogeneous environment, for any arbitrary number of atoms, the master equation in the interaction picture is [1]

$$\frac{\partial \rho_s(t)}{\partial t} = -\frac{i}{\hbar} [V^{AF}, \rho_s(t)] + \mathcal{L}\rho_s(t) \quad (\text{S2})$$

where

$$\begin{aligned} \mathcal{L}\rho_s(t) = & \sum_i \frac{\Gamma_{ii}(\omega_0)}{2} \left( 2\sigma_i \rho_s(t) \sigma_i^\dagger - \sigma_i^\dagger \sigma_i \rho_s(t) - \rho_s(t) \sigma_i^\dagger \sigma_i \right) \\ & + \sum_{i,j}^{i \neq j} \frac{\Gamma_{ij}(\omega_0)}{2} \left( [\sigma_j \rho_s(t), \sigma_i^\dagger] + [\sigma_i, \rho_s(t) \sigma_j^\dagger] \right) \\ & + \sum_{i,j}^{i \neq j} g_{ij}(\omega_0) \left( [\sigma_j \rho_s(t), -i\sigma_i^\dagger] + [i\sigma_i, \rho_s(t) \sigma_j^\dagger] \right) \end{aligned} \quad (\text{S3})$$

is the Lindblad super-operator and the dissipative and coherent coupling terms are, for linear polarization,

$$\begin{aligned} \Gamma_{ij}(\omega_0) &= \frac{2\omega_0^2}{\varepsilon_0\hbar c^2} \sum_{\alpha,\beta=x,y,z} \gamma_{\alpha i} \text{Im}(\mathcal{G}_{\alpha\beta}(\mathbf{r}_i, \mathbf{r}_j, \omega_0)) \gamma_{\beta j}, \\ g_{ij}(\omega_0) &= \frac{\omega_0^2}{\varepsilon_0\hbar c^2} \sum_{\alpha,\beta=x,y,z} \gamma_{\alpha i} \text{Re}(\mathcal{G}_{\alpha\beta}(\mathbf{r}_i, \mathbf{r}_j, \omega_0)) \gamma_{\beta j}. \end{aligned} \quad (\text{S4})$$

For a single atom, the above equation reduces to

$$\mathcal{L}\rho_s(t) = \frac{\Gamma(\omega_0)}{2} (2\sigma\rho_s(t)\sigma^\dagger - \sigma^\dagger\sigma\rho_s(t) - \rho_s(t)\sigma^\dagger\sigma). \quad (\text{S5})$$

The term describing the laser-atom interaction is

$$V_{AF} = -\hbar (\Omega e^{-i\Delta t} \sigma^\dagger + \Omega^* e^{i\Delta t} \sigma), \quad (\text{S6})$$

where  $\Omega = \boldsymbol{\gamma} \cdot \mathbf{E}/\hbar$  is the Rabi frequency and  $\Delta = \omega - \omega_0$  is the detuning parameter of the laser with respect to

the atom transition frequency. Considering  $\Delta = 0$ , the dynamics of the density matrix elements in the basis  $|e\rangle, |g\rangle$ , are

$$\begin{aligned} \frac{\partial \rho_{ee}(t)}{\partial t} &= -\Gamma \rho_{ee}(t) + i(\Omega \rho_{ge}(t) - \Omega^* \rho_{eg}(t)), \\ \frac{\partial \rho_{eg}(t)}{\partial t} &= -\frac{\Gamma}{2} \rho_{eg}(t) + i\Omega (\rho_{gg}(t) - \rho_{ee}(t)), \\ \frac{\partial \rho_{ge}(t)}{\partial t} &= -\frac{\Gamma}{2} \rho_{ge}(t) - i\Omega^* (\rho_{gg}(t) - \rho_{ee}(t)), \\ \frac{\partial \rho_{gg}(t)}{\partial t} &= \Gamma \rho_{ee}(t) + i(\Omega^* \rho_{eg}(t) - \Omega \rho_{ge}(t)). \end{aligned} \quad (\text{S7})$$

For a single atom, the density matrix  $\rho_s$  is a  $2 \times 2$  Hermitian conjugate matrix with diagonal elements representing the excited and ground state probabilities satisfying  $\rho_{ee}(t) + \rho_{gg}(t) = 1$  and the off-diagonal elements represent quantum interference satisfying  $\rho_{eg}(t) = \rho_{ge}^*(t)$ . Solving the above coupled differential equations simultaneously for  $\rho_{ee}(t)$  gives

$$\begin{aligned} \rho_{ee}(t) &= \frac{2\Omega^2}{\lambda_1\lambda_2} + \frac{\lambda_1(\lambda_1 + \Gamma/2) + 2\Omega^2}{\lambda_1(\lambda_1 - \lambda_2)} e^{\lambda_1 t} \\ &+ \frac{\lambda_2(\lambda_2 + \Gamma/2) + 2\Omega^2}{\lambda_2(\lambda_2 - \lambda_1)} e^{\lambda_2 t}, \end{aligned} \quad (\text{S8})$$

where

$$\lambda_{1,2} = \frac{1}{2} \left( -3\Gamma/2 \pm \sqrt{\Gamma^2/4 - 16\Omega^2} \right), \quad (\text{S9})$$

It can be shown that under steady state conditions  $t \rightarrow \infty$ ,  $\rho_{ee,ss} = 4\Omega^2/(8\Omega^2 + \Gamma^2)$ .

It should be mentioned that the laser not only provides an excitation to the atom, but it also supplies momentum. The time-averaged gradient force on the atom due to the laser is

$$\mathcal{F}^{\text{laser}} = \frac{1}{2} \nabla \text{Re} \{ \gamma^* \cdot \mathbf{E} \}. \quad (\text{S10})$$

Considering a linearly-polarized atom, and supposing, for simplicity, that the substrate acts as a perfect mirror,  $E_z \propto 2E_0 \sin(k_0 z)$ , then the peak force reduces to  $\mathcal{F}_x^{\text{laser}} = \text{Re} \{ \gamma_z^* k_0 E_0 \}$ . If we suppose the intensity of the laser  $\Omega = \boldsymbol{\gamma} \cdot \mathbf{E}/\hbar$  is of GHz order, and that the electric dipole moment of the atom is of order 1D (Debye), then  $E_z$  is of the order  $10^5$  V/m. Considering a range of transition frequencies from far to near infrared,  $k_0$  is of order  $10^4 - 10^6$  m<sup>-1</sup>, and the force applied to the atom by the laser beam is of order  $10^{-17} - 10^{-19}$  N. The normalization constant  $\mathcal{F}_0 = 3|\gamma|^2/16\pi d^4 \varepsilon_0$  is of order  $10^{-12}$  N for an atom a few nm above the interface. Therefore, it can be seen that the force due to the laser can be very weak comparing to the atomic recoil force, and can be ignored.

\* Electronic address: ali.gangaraj@gmail.com

<sup>†</sup> Electronic address: george@uwm.edu

<sup>‡</sup> Electronic address: mauro.antezza@umontpellier.fr

<sup>§</sup> Electronic address: mario.silveirinha@co.it.pt

[1] S. A. Hassani Gangaraj, G. W. Hanson, M. Antezza,

*Robust entanglement with three-dimensional nonreciprocal photonic topological insulators*, Phys. Rev. A **95**, 063807 (2017).