

A simple kinetic model for the phase transition of the van der Waals fluid

Shigeru Takata · Takashi Noguchi

April 6, 2024

Abstract A simple kinetic model, which is presumably minimum, for the phase transition of the van der Waals fluid is presented. In the model, intermolecular collisions for a dense gas has not been treated faithfully. Instead, the expected interactions as the non-ideal gas effect are confined in a self-consistent force term. Collision term plays just a role of thermal bath. Accordingly, it conserves neither momentum nor energy, even globally. It is demonstrated that (i) by a natural separation of the mean-field self-consistent potential, the potential for the non-ideal gas effect is determined from the equation of state for the van der Waals fluid, with the aid of the balance equation of momentum, (ii) a functional which monotonically decreases in time is identified by the H theorem and is found to have a close relation to the Helmholtz free energy in thermodynamics, and (iii) the Cahn–Hilliard type equation is obtained in the continuum limit of the present kinetic model. Numerical simulations based on the Cahn–Hilliard type equation are also performed.

Keywords: Boltzmann equation, Kinetic theory for non-ideal gases, Phase transitions, Nonlinear dynamics

1 Introduction

It is well-known that gas behavior in both equilibrium and non-equilibrium states is well described by the kinetic theory of gases or the Boltzmann equation. In the Boltzmann equation, short-range molecular interactions are treated

S. Takata
 Department of Aeronautics and Astronautics, Kyoto University, Kyoto 615-8540, Japan
 E-mail: takata.shigeru.4a@kyoto-u.ac.jp

T. Noguchi
 Department of Aeronautics and Astronautics, Kyoto University, Kyoto 615-8540, Japan

as instantaneous binary collision events between sizeless particles, and accordingly it is applied to ideal (or perfect) gases. The first attempt to deal with the non-ideal gas effect in the framework of kinetic theory goes back to the dates of Enskog [1,2]. In his celebrated equation, the displacement effect in collision events is considered, leading to instantaneous transfer of momentum and energy in a molecular-size distance. Some authors make use of the Vlasov–Enskog equation [3–5] for the study of liquid-vapor phase transition. In this equation the collision dynamics of the Enskog model is retained and long-range interactions are dealt with by a collective mean field, like in the Vlasov (or Vlasov–Poisson) equation for plasma. Some recent research trends in the connection to the kinetic theory for both gas and liquid phases can be found, e.g., in [6].

The above mentioned approaches are quite reasonable. For our primary concern, however, it contains too much details of the molecular scale information. We are not necessarily interested in full details in that scale but rather interested in the dynamics of phase transition and a simple kinetic theory description for it. We require to such a theory a capability of describing gas flows far out of equilibrium near the liquid interface and hopefully simplifying the descriptions in the recent literature. In this sense, our aim falls into the category of the original kinetic theory extension like [4,5]. It is in its philosophy different from many proposals in the framework of the lattice Boltzmann method, e.g., [7,8], because they are naturally limited to the continuum regime and thus to weakly nonequilibrium setting.

In the present paper, we introduce the simplest version of our model. This is the first step of our approach toward the construction of kinetic model equipped with the above mentioned capability that we want. In this version, full details of intermolecular collisions for the non-ideal gas are not considered; the collision term plays a role just as a thermal bath and conserves neither momentum nor energy, even globally. The expected interactions that induce non-ideal gas effects are simply collected into a self-consistent force field. We stress that, even with this simplest version, the essential features of phase transition dynamics can be recovered, as will be shown both theoretically and numerically in sections 6.2 and 6.3. We here mainly show that (i) by a natural separation of the mean-field self-consistent potential, the potential for the non-ideal gas effect is determined from the equation of state for the van der Waals fluid, with the aid of the balance equation of momentum, (ii) a functional which monotonically decreases in time is identified from the H theorem and is found to have a close relation to the Helmholtz free energy in thermodynamics, and (iii) the Cahn–Hilliard type equation is obtained in the continuum limit of the present kinetic model. The last item (iii) is a natural consequence of the dissipative nature of the collision term. Some results of numerical simulations based on the obtained Cahn–Hilliard type equation will be presented as well.

2 Thermal bath and self-consistent mean field

We are going to consider the following kinetic equation for a system composed of innumerable molecules in a periodic spatial domain D :

$$\frac{\partial f}{\partial t} + \xi_i \frac{\partial f}{\partial X_i} + F_i \frac{\partial f}{\partial \xi_i} = C_*[f], \quad (1a)$$

$$C_*[f] = A(\rho)(\rho M_* - f), \quad A(\rho) > 0, \quad (1b)$$

$$\rho[f] = \int f d\xi, \quad F_i = -\frac{\partial \phi}{\partial X_i}, \quad \phi = \Phi_S(\rho) + \Phi_L[\rho], \quad (1c)$$

$$M_* = \frac{1}{(2\pi RT_*)^{3/2}} \exp\left(-\frac{\xi^2}{2RT_*}\right), \quad (1d)$$

where t is a time, \mathbf{X} a position, $\boldsymbol{\xi}$ a molecular velocity, $\xi = |\boldsymbol{\xi}|$, $f(t, \mathbf{X}, \boldsymbol{\xi})$ a velocity distribution function (VDF), $m\mathbf{F}$ a force acting on a single molecule, with m being its mass, and ϕ its corresponding potential. $C_*[f]$ is a so-called collision term and plays a role of a thermal bath and drives the system toward the thermal equilibrium at temperature T_* . A is assumed to be a positive function of the local density ρ and $R = k_B/m$ with k_B being the Boltzmann constant. We distinct two types of brackets (\cdot) and $[\cdot]$ in the above: the former represents the argument of a function, while the latter represents that of a functional or an operator. The range of intergration \mathbb{R}^3 with respect to $\boldsymbol{\xi}$ (and its dimensionless counterpart $\boldsymbol{\zeta}$) will be omitted in the present paper, following the convention in nonmathematical literature. Einstein's notation on repeated indexes will be used throughout the present paper. Some explanation of the splitting of ϕ into Φ_S and Φ_L would be in order.

The self-consistent force potential ϕ is split into attractive and repulsive parts. The attractive part, Φ_A , is of long-range, while the repulsive part, Φ_R , is of short-range and is a function of the local density ρ . By the latter and a part of the former, we intend to reproduce a non-ideal gas feature under the isothermal approximation, which is represented by the potential Φ_S . Excluding effect by the repulsive force is usually included in the collision term with detailed collision dynamics, like in the Enskog equation[1,2]. Hence, the simplification by combining the mean-field repulsive potential and the simplified role of the collision term is the main difference from the existing model [3,4].

The attractive mean field is expressed by

$$\begin{aligned} m\Phi_A(t, \mathbf{X}) &= \int_{\mathbb{R}^3} \Psi(|\mathbf{r}|) \{ \rho(t, \mathbf{X} + \mathbf{r}) - \rho(t, \mathbf{X}) \} d\mathbf{r} + \int_{\mathbb{R}^3} \Psi(|\mathbf{r}|) d\mathbf{r} \rho(t, \mathbf{X}) \\ &\equiv m\Phi_L[\rho] + \int_{\mathbb{R}^3} \Psi(|\mathbf{r}|) d\mathbf{r} \rho(t, \mathbf{X}), \end{aligned} \quad (2)$$

where $m\Psi$ is the attractive intermolecular potential and is assumed to be isotropic. Here, Φ_L may be considered as a contribution from the long tail to the total attractive potential. The subtracted part $\int_{\mathbb{R}^3} \Psi(|\mathbf{r}|) d\mathbf{r} \rho(t, \mathbf{X})$ will

be combined with the repulsive part to form the residue $m\Phi_S$ in the total self-consistent potential $m\phi$:

$$m\Phi_S = m\Phi_R + \left\{ \int_{\mathbb{R}^3} \Psi(|\mathbf{r}|) d\mathbf{r} \right\} \rho(t, \mathbf{X}), \quad (3)$$

the functional form of which will be determined later from the van der Waals equation of state in section 3. Since Φ_S is of short range, we are motivated to treat this as a local (or internal) variable, the stress tensor. This is the key idea behind our phenomenological determination of Φ_S from the equation of state (see section 3 for details). With the potential information thus determined, the above system (1a)–(1d) is closed.

When Ψ decays fast in the system size as usually expected, the variation of ρ is moderate in that scale and the Taylor expansion is allowed to yield

$$\begin{aligned} \Phi_L[\rho](t, \mathbf{X}) &= \frac{1}{m} \int_{\mathbb{R}^3} \Psi(|\mathbf{r}|) \{ \rho(t, \mathbf{X} + \mathbf{r}) - \rho(t, \mathbf{X}) \} d\mathbf{r} \\ &= \frac{1}{m} \int_{\mathbb{R}^3} \Psi(|\mathbf{r}|) \left\{ r_i \frac{\partial}{\partial X_i} \rho(t, \mathbf{X}) + \frac{1}{2} r_i r_j \frac{\partial^2}{\partial X_i \partial X_j} \rho(t, \mathbf{X}) + \cdots \right\} d\mathbf{r} \\ &\simeq \frac{1}{6m} \int_{\mathbb{R}^3} \Psi(|\mathbf{r}|) r^2 d\mathbf{r} \frac{\partial^2}{\partial X_i^2} \rho(t, \mathbf{X}) \equiv -\kappa \frac{\partial^2}{\partial X_i^2} \rho(t, \mathbf{X}). \end{aligned} \quad (4)$$

Here $\kappa > 0$, since Ψ is attractive. The reduction from the second to the last line is a consequence of the isotropic assumption on Ψ .

3 Balance equations and short range potential

Let us use the notation $\langle \cdot \rangle = \int \cdot d\boldsymbol{\xi}$ and define the flow velocity v_i by $\rho v_i = \langle \xi_i f \rangle$. By taking the 1 and ξ_j -moments of (1a), the balance equations of mass and momentum are obtained:

$$\frac{\partial}{\partial t} \rho + \frac{\partial}{\partial X_i} (\rho v_i) = 0, \quad (5a)$$

$$\frac{\partial}{\partial t} (\rho v_j) + \frac{\partial}{\partial X_i} \langle \xi_i \xi_j f \rangle + \rho \frac{\partial \phi}{\partial X_j} = -A(\rho) \rho v_j. \quad (5b)$$

Although we do not show it here, the balance equation of energy is obtained as well by taking ξ^2 -moment of (1a). With the notation $c_i = \xi_i - v_i$ and the following reduction of the third term of (5b)

$$\begin{aligned} \rho \frac{\partial}{\partial X_j} \phi &= \rho \frac{\partial}{\partial X_j} \{ \Phi_S(\rho) + \Phi_L \} = \rho \Phi'_S \frac{\partial \rho}{\partial X_j} + \rho \frac{\partial \Phi_L}{\partial X_j} \\ &= \frac{\partial}{\partial X_j} \left(\int \rho \Phi'_S d\rho \right) + \rho \frac{\partial \Phi_L}{\partial X_j}, \end{aligned} \quad (6)$$

where Φ'_S denotes the derivative of Φ_S , the above balance equations are recast as

$$\frac{\partial}{\partial t}\rho + \frac{\partial}{\partial X_i}(\rho v_i) = 0, \quad (7a)$$

$$\frac{\partial}{\partial t}(\rho v_j) + \frac{\partial}{\partial X_i}(\rho v_i v_j + \langle c_i c_j f \rangle) + \int \rho \Phi'_S d\rho \delta_{ij} + \rho \frac{\partial \Phi_L}{\partial X_j} = -A(\rho) \rho v_j. \quad (7b)$$

Here and in what follows, unless otherwise stated, the integrals with respect to ρ (and its dimensionless counterparts $\tilde{\rho}$ and χ that will appear later) are indefinite integrals.

Now, let us assume the van der Waals fluid. Then, the equation of state is given by [9]

$$p = \frac{\rho RT}{1 - b\rho} - \rho^2 a, \quad (8)$$

where a and b are positive constants. In the meantime, the observation of the balance equation of momentum motivates us to define the stress tensor p_{ij} and pressure p as

$$p_{ij} = \langle c_i c_j f \rangle + \int \rho \Phi'_S d\rho \delta_{ij}, \quad (9a)$$

$$p = \frac{1}{3} \langle \mathbf{c}^2 f \rangle + \int \rho \Phi'_S d\rho = \rho RT + \int \rho \Phi'_S d\rho, \quad (9b)$$

where the following usual definition of temperature T has been introduced

$$T = \frac{1}{3\rho R} \langle \mathbf{c}^2 f \rangle. \quad (9c)$$

With these in mind, we can identify the functional form of Φ_S , under the isothermal approximation $T = T_*$, by the relation

$$\rho RT_* + \int \rho \Phi'_S d\rho \equiv p = \frac{\rho RT_*}{1 - b\rho} - \rho^2 a = \rho RT_* + \frac{b\rho^2 RT_*}{1 - b\rho} - \rho^2 a, \quad (10)$$

namely

$$\int \rho \Phi'_S d\rho = \rho RT_* \left(\frac{1}{1 - b\rho} - 1 \right) - \rho^2 a = \frac{b\rho^2 RT_*}{1 - b\rho} - \rho^2 a. \quad (11)$$

Straightforward calculations lead to the following expressions:

$$\rho\Phi'_S = \frac{b\rho RT_*}{1-b\rho} + \frac{b\rho RT_*}{(1-b\rho)^2} - 2\rho a, \quad (12a)$$

$$\Phi'_S = \frac{bRT_*}{1-b\rho} + \frac{bRT_*}{(1-b\rho)^2} - 2a, \quad (12b)$$

$$\begin{aligned} \Phi_S &= -RT_* \ln(1-b\rho) + \left(\frac{RT_*}{1-b\rho} - RT_*\right) - 2a\rho \\ &= -RT_* \ln(1-b\rho) + \frac{b\rho RT_*}{1-b\rho} - 2a\rho, \end{aligned} \quad (12c)$$

$$\begin{aligned} \int \Phi_S d\rho &= RT_* \frac{(1-b\rho) \ln(1-b\rho)}{b} - \frac{RT_*}{b} \ln(1-b\rho) - a\rho^2 \\ &= -\rho RT_* \ln(1-b\rho) - a\rho^2. \end{aligned} \quad (12d)$$

In the equation for Φ_S , the integration constant has been chosen so that Φ_S vanishes in the low density limit ($\rho \rightarrow 0$).

In the meantime, a thermodynamically consistent definition of the specific internal energy e is given by

$$e = \int \rho^{-2} (p - T \frac{\partial p}{\partial T}) d\rho + \frac{3}{2} RT, \quad (13)$$

which leads to the following definition within the present isothermal approximation:

$$\begin{aligned} e &= \frac{1}{2\rho} \langle c^2 f \rangle + \int \rho^{-2} (1 - T_* \frac{\partial}{\partial T_*}) (\int \rho \Phi'_S d\rho) d\rho \\ &= \frac{1}{2\rho} \langle c^2 f \rangle - \rho^{-1} (1 - T_* \frac{\partial}{\partial T_*}) (\int \rho \Phi'_S d\rho) + \int \rho^{-1} (1 - T_* \frac{\partial}{\partial T_*}) (\rho \Phi'_S) d\rho \\ &= \frac{1}{2\rho} \langle c^2 f \rangle - (1 - T_* \frac{\partial}{\partial T_*}) (\Phi_S - \rho^{-1} \int \Phi_S d\rho) + (1 - T_* \frac{\partial}{\partial T_*}) \Phi_S \\ &= \frac{1}{2\rho} \langle c^2 f \rangle + \rho^{-1} (1 - T_* \frac{\partial}{\partial T_*}) \int \Phi_S d\rho = \frac{3}{2} RT - a\rho. \end{aligned} \quad (14)$$

In a similar way, a thermodynamically consistent definition of the specific entropy s leads to the following definition of s within the present isothermal

approximation:¹

$$\begin{aligned}
s &\equiv \frac{3}{2}R \ln T - R \ln \rho - \frac{1}{\rho} \int \frac{\partial \Phi_S}{\partial T_*} d\rho + \text{const.} \\
&= \frac{3}{2}R \ln \frac{T}{T_*} - R \ln \frac{\rho}{\rho_0} - \frac{1}{\rho} \int \frac{\partial \Phi_S}{\partial T_*} d\rho \\
&= R \ln(T/T_*)^{3/2} - R \ln(\rho/\rho_0) + \frac{1}{T_*} \left(e - \frac{3}{2}RT - \frac{1}{\rho} \int \Phi_S d\rho \right) \\
&= R \ln(T/T_*)^{3/2} - R \ln(\rho/\rho_0) + R \ln(1 - b\rho), \tag{15}
\end{aligned}$$

where the constant on the first line is determined so that s for the ideal gas vanishes when its density and temperature are respectively ρ_0 and T_* . Combining above two, we have a relation that

$$\begin{aligned}
\frac{1}{2} \langle c^2 f \rangle + \int \Phi_S d\rho &= \rho e + T_* \frac{\partial}{\partial T_*} \int \Phi_S d\rho \\
&= \rho e + T_* \{ -\rho s + \rho R \ln(T/T_*)^{3/2} - \rho R \ln(\rho/\rho_0) \} \\
&= \rho(e - T_* s) + \rho R T_* \{ \ln(T/T_*)^{3/2} - \ln(\rho/\rho_0) \} \\
&= \rho \mathcal{A} + \rho R T_* \{ \ln(T/T_*)^{3/2} - \ln(\rho/\rho_0) \}, \tag{16}
\end{aligned}$$

where ρ_0 is a reference density and $\mathcal{A} (\equiv e - T_* s)$ is identified, within the isothermal approximation, as the specific Helmholtz free energy. The above relation is useful to have a physical interpretation of a functional which monotonically decreases in time in section 4.

Remark 1 Since we have retained the effect of long-range interaction as it is, the long-range part is not necessarily local. Accordingly, we have included only the short-range part into the definition of pressure and stress tensor. If one assumes $\Phi_L = -\kappa(\partial^2 \rho / \partial X_i^2)$ from the beginning, the long-range part ought to be local as well and can be included into the pressure and stress tensor. In the case, the third term on the right-hand side of (26) that appears later, namely the interface energy, may be interpreted as the effect of additional stress term which is appreciable only in a sharp change region, like the interface. This type of interpretation corresponds to a phenomenological fluiddynamic approach that introduces an additional stress at the interface. Here we do not take this interpretation, since we treat the long-range interaction which is not necessarily local.

¹ To reach this form, we have taken into account two thermodynamical relations $\partial s / \partial \rho = -\rho^{-2} \partial p / \partial T$ and $\partial s / \partial T = T^{-1} \partial e / \partial T$, where the pair of ρ and T are chosen as independent variables. Within the isothermal approximation, the former is integrated in ρ to yield $s = s_0(T) - R \ln \rho - \rho^{-1} \frac{\partial}{\partial T_*} \int \Phi_S d\rho$. Then, the second thermodynamic relation determines s_0 as $s_0(T) = (3/2)R \ln T + \text{const.}$ Note that the set of the first two terms of s is identical to the specific entropy for monatomic ideal gases.

4 H theorem and Helmholtz free energy

The collision operator C_* plays a role of the thermal bath and has a following property:

$$\begin{aligned} \langle (1 + \ln \frac{f}{\rho_0 M_*}) C_*[f] \rangle &= \langle \{1 + \ln(\frac{\rho}{\rho_0}) + \ln(\frac{f}{\rho M_*})\} A(\rho)(\rho M_* - f) \rangle \\ &= A(\rho) \rho \langle M_* (1 - \frac{f}{\rho M_*}) \ln \frac{f}{\rho M_*} \rangle \leq 0, \end{aligned} \quad (17)$$

where the equality holds only when $f = \rho M_*$. The same operation as above on the left-hand side of (1a) eventually leads to

$$\begin{aligned} &\langle (1 + \ln \frac{f}{\rho_0 M_*}) (\frac{\partial f}{\partial t} + \xi_i \frac{\partial f}{\partial X_i} + F_i \frac{\partial f}{\partial \xi_i}) \rangle \\ &= \frac{\partial}{\partial t} \langle f \ln \frac{f}{c_0} \rangle + \rho \ln(\frac{T^{3/2}}{T_*^{3/2}} \frac{\rho_0}{\rho}) + \frac{\rho}{RT_*} (\mathcal{A} + \frac{1}{2} v^2) \} \\ &\quad + \frac{\partial}{\partial X_i} \left\{ \langle \xi_i f \ln \frac{f}{c_0} \rangle + \rho v_i \ln(\frac{T^{3/2}}{T_*^{3/2}} \frac{\rho_0}{\rho}) + \frac{1}{RT_*} \{ \rho (\mathcal{A} + \frac{1}{2} v^2) v_i \right. \\ &\quad \left. + \frac{1}{2} \langle c_i c^2 f \rangle + p_{ij} v_j \} \right\} + \frac{\rho v_i}{RT_*} \frac{\partial \Phi_L}{\partial X_i}, \end{aligned} \quad (18)$$

where $v = |\mathbf{v}|$ and $c_0 = \rho_0 (2\pi RT_*)^{-3/2}$. We, thus, obtain the following inequality from (1a):

$$\begin{aligned} &\frac{\partial}{\partial t} \langle f \ln \frac{f}{c_0} \rangle + \rho \ln(\frac{T^{3/2}}{T_*^{3/2}} \frac{\rho_0}{\rho}) + \frac{\rho}{RT_*} (\mathcal{A} + \frac{1}{2} v^2) \} \\ &\quad + \frac{\partial}{\partial X_i} \left\{ \langle \xi_i f \ln \frac{f}{c_0} \rangle + \rho v_i \ln(\frac{T^{3/2}}{T_*^{3/2}} \frac{\rho_0}{\rho}) \right. \\ &\quad \left. + \frac{1}{RT_*} \{ \rho (\mathcal{A} + \frac{1}{2} v^2) v_i + \frac{1}{2} \langle c_i c^2 f \rangle + p_{ij} v_j \} \right\} + \frac{\rho v_i}{RT_*} \frac{\partial \Phi_L}{\partial X_i} \leq 0, \end{aligned} \quad (19)$$

where the equality holds only when $f = \rho M_*$.

Now we integrate (19) with respect to \mathbf{X} . After some lines of calculations with the aid of the mass balance equation, we first note that

$$\int_D \rho v_i \frac{\partial \Phi_L}{\partial X_i} d\mathbf{X} = \int_D \frac{\partial \rho}{\partial t} \Phi_L d\mathbf{X}, \quad (20)$$

and that

$$\int_D \frac{\partial \rho}{\partial t} \Phi_L d\mathbf{X} = \frac{d}{dt} \int_D \rho \Phi_L d\mathbf{X} - \int_D \frac{\partial \rho}{\partial t} \Phi_L d\mathbf{X}, \quad (21)$$

(see Appendix A). Hence, we have

$$\int_D \frac{\rho v_i}{RT_*} \frac{\partial \Phi_L}{\partial X_i} d\mathbf{X} = \frac{1}{2RT_*} \frac{d}{dt} \int_D \rho \Phi_L d\mathbf{X}. \quad (22)$$

With (22) in mind, we introduce the following quantities

$$\mathcal{F} = \langle f \ln \frac{f}{c_0} \rangle + \rho \ln \left(\frac{T^{3/2}}{T_*^{3/2}} \frac{\rho_0}{\rho} \right) + \frac{\rho}{RT_*} (\mathcal{A} + \frac{1}{2} \mathbf{v}^2 + \frac{1}{2} \Phi_L), \quad (23a)$$

$$\begin{aligned} \mathcal{F}_i = \langle \xi_i f \ln \frac{f}{c_0} \rangle + \rho v_i \ln \left(\frac{T^{3/2}}{T_*^{3/2}} \frac{\rho_0}{\rho} \right) \\ + \frac{1}{RT_*} \{ \rho (\mathcal{A} + \frac{1}{2} v^2) v_i + \frac{1}{2} \langle c_i \mathbf{c}^2 f \rangle + p_{ij} v_j \}. \end{aligned} \quad (23b)$$

By the substitution of the above into (19) integrated over the spatial domain D , we have

$$\frac{d}{dt} \int_D \mathcal{F} d\mathbf{X} + \int_D \frac{\partial \mathcal{F}_i}{\partial X_i} d\mathbf{X} = \int_D \langle \left(\ln \frac{f}{\rho M_*} \right) C_*[f] \rangle d\mathbf{X} \leq 0. \quad (24)$$

Since the system is periodic, the second term on the left-hand side vanishes because of the Gauss divergence theorem. Then, we are left with

$$\frac{d}{dt} \mathcal{M}(t) = \frac{d}{dt} \int_D \mathcal{F} d\mathbf{X} = \int_D \langle \left(\ln \frac{f}{\rho M_*} \right) C_*[f] \rangle d\mathbf{X} \leq 0, \quad (25)$$

where $\mathcal{M}(t) \equiv \int_D \mathcal{F} d\mathbf{X}$, which is reduced to (see Appendix A)

$$\mathcal{M}(t) = \int_D \left\{ \langle f \ln \frac{f}{\rho_0 M_*} \rangle + \frac{1}{RT_*} \int \Phi_S d\rho + \frac{\rho}{2RT_*} \Phi_L[\rho] \right\} d\mathbf{X}. \quad (26)$$

This is the functional to be minimized in time.

Note that the last equality in (25) holds only when $f = \rho M_*$. Moreover, if f is a local Maxwellian with temperature T_* , then $\langle f \ln \frac{f}{c_0} \rangle + \rho \ln \left(\frac{T^{3/2}}{T_*^{3/2}} \frac{\rho_0}{\rho} \right)$ vanishes, up to a constant multiple of ρ , and the functional \mathcal{M} corresponds to the Helmholtz free energy plus the potential energy of the *tail* part of long-range attractive potential [see the first line of (66); note that $\mathbf{v} = 0$ and $T = T_*$, if f is a local Maxwellian with temperature T_*]. The present observation is thermodynamically reasonable, because the system is in *contact* with the thermal bath with temperature T_* and the volume of domain D is fixed.

In the case $\Phi_L = -\kappa(\partial^2 \rho / \partial X_i^2)$, the third term of (26) is reduced to

$$\int_D \frac{\rho \Phi_L}{2RT_*} d\mathbf{X} = -\frac{\kappa}{2RT_*} \int_D \rho \frac{\partial^2 \rho}{\partial X_i^2} d\mathbf{X} = \frac{\kappa}{2RT_*} \int_D \left(\frac{\partial \rho}{\partial X_i} \right)^2 d\mathbf{X}, \quad (27)$$

so that \mathcal{M} is expressed as

$$\mathcal{M}(t) = \int_D \left(\langle f \ln \frac{f}{\rho_0 M_*} \rangle + \frac{1}{RT_*} \int \Phi_S d\rho + \frac{\kappa}{2RT_*} \left(\frac{\partial \rho}{\partial X_i} \right)^2 \right) d\mathbf{X}. \quad (28)$$

The last term in the above is often regarded as an energy of interface in the literature.

5 Dimensionless formulation

Let us introduce the following notation:

$$t = t_* \tilde{t}, \quad X_i = L x_i, \quad \xi_i = (2RT_*)^{1/2} \zeta_i, \quad \zeta = |\boldsymbol{\zeta}|, \quad \rho = \rho_0 \tilde{\rho}, \quad (29a)$$

$$f = \frac{\rho_0}{(2RT_*)^{3/2}} \tilde{f} = c_0 \pi^{3/2} \tilde{f}, \quad E = \pi^{-3/2} \exp(-\zeta^2), \quad F_i = \frac{2RT_*}{L} \tilde{F}_i, \quad (29b)$$

$$\phi = 2RT_* \tilde{\phi}, \quad \Phi_S = 2RT_* \tilde{\Phi}_S, \quad \Phi_L = 2RT_* \tilde{\Phi}_L, \quad \Psi = \frac{2RT_*}{(\rho_0/m)L^3} \tilde{\Psi}, \quad (29c)$$

$$\kappa = (2RT_* L^2 / \rho_0) \tilde{\kappa}, \quad a = \tilde{a} RT_* / \rho_0, \quad b = \tilde{b} / \rho_0, \quad A(\rho) = A_0 \tilde{A}(\tilde{\rho}). \quad (29d)$$

The original equation is then reduced to

$$\text{Sh} \frac{\partial \tilde{f}}{\partial \tilde{t}} + \zeta_i \frac{\partial \tilde{f}}{\partial x_i} + \tilde{F}_i \frac{\partial \tilde{f}}{\partial \zeta_i} = \frac{2}{\sqrt{\pi}} \frac{1}{\text{Kn}} \tilde{C}_*[\tilde{f}], \quad (30a)$$

$$\tilde{C}_*[\tilde{f}] = \tilde{A}(\tilde{\rho} E - \tilde{f}), \quad \tilde{\rho}[\tilde{f}] = \int \tilde{f} d\boldsymbol{\zeta}, \quad E = \pi^{-3/2} \exp(-\zeta^2), \quad \tilde{A} > 0, \quad (30b)$$

$$\tilde{F}_i = -\frac{\partial \tilde{\phi}}{\partial x_i}, \quad \tilde{\phi} = \tilde{\Phi}_S(\tilde{\rho}) + \tilde{\Phi}_L, \quad (30c)$$

where

$$\tilde{\Phi}_S = -\frac{1}{2} \ln(1 - \tilde{b} \tilde{\rho}) - \tilde{a} \tilde{\rho} + \frac{1}{2} \frac{\tilde{b} \tilde{\rho}}{1 - \tilde{b} \tilde{\rho}}, \quad (31a)$$

$$\int \tilde{\Phi}_S d\tilde{\rho} = -\frac{1}{2} \tilde{\rho} \ln(1 - \tilde{b} \tilde{\rho}) - \frac{1}{2} \tilde{a} \tilde{\rho}^2, \quad (31b)$$

$$\begin{aligned} \tilde{\Phi}_L(\mathbf{x}) &= \int_{\mathbb{R}^3} \tilde{\Psi}(|\tilde{\mathbf{r}}|) \{ \tilde{\rho}(\mathbf{x} + \tilde{\mathbf{r}}) - \tilde{\rho}(\mathbf{x}) \} d\tilde{\mathbf{r}} \\ \text{or } &= -\tilde{\kappa} \Delta \tilde{\rho}, \quad \text{with} \quad \tilde{\kappa} = -\frac{1}{6} \int_{\mathbb{R}^3} \tilde{\Psi}(|\tilde{\mathbf{r}}|) \tilde{r}^2 d\tilde{\mathbf{r}} = -\frac{2}{3} \pi \int_0^\infty \tilde{\Psi}(\tilde{r}) \tilde{r}^4 d\tilde{r}, \end{aligned} \quad (31c)$$

and

$$\text{Sh} = \frac{L}{t_* (2RT_*)^{1/2}}, \quad \text{Kn} = \frac{(8RT_*/\pi)^{1/2}}{A_0 L}. \quad (31d)$$

Here and in what follows, $\Delta = \partial^2 / \partial x_i^2$. We also introduce the dimensionless quantities for the moments of f , i.e., $v_i = (2RT_*)^{1/2} \tilde{v}_i$, $p = \rho_0 RT_* \tilde{p}$, $p_{ij} = \rho_0 RT_* \tilde{p}_{ij}$, $e = RT_* \tilde{e}$, $s = R \tilde{s}$, $\mathcal{A} = RT_* \tilde{\mathcal{A}}$, and $T = T_* \tilde{T}$. Then, the quantities with tilde are expressed as

$$\tilde{\rho} \tilde{v}_i = \langle \zeta_i \tilde{f} \rangle, \quad \tilde{T} = \frac{2}{3\tilde{\rho}} \langle \tilde{e}^2 \tilde{f} \rangle, \quad \tilde{p} = \frac{2}{3} \langle \tilde{e}^2 \tilde{f} \rangle + 2 \int \tilde{\rho} \tilde{\Phi}'_S d\tilde{\rho} = \tilde{\rho} \tilde{T} + 2 \int \tilde{\rho} \tilde{\Phi}'_S d\tilde{\rho}, \quad (32a)$$

$$\tilde{p}_{ij} = 2 \langle \tilde{c}_i \tilde{c}_j \tilde{f} \rangle + 2 \int \tilde{\rho} \tilde{\Phi}'_S d\tilde{\rho} \delta_{ij}, \quad \tilde{\rho} \tilde{e} = \langle \tilde{e}^2 \tilde{f} \rangle - \tilde{a} \tilde{\rho}^2, \quad (32b)$$

$$\tilde{\rho} \tilde{\mathcal{A}} = \tilde{\rho}(\tilde{e} - \tilde{s}) = \frac{3}{2} \tilde{\rho} + \tilde{\rho} \ln \tilde{\rho} + 2 \int \tilde{\Phi}_S d\tilde{\rho}, \quad (32c)$$

where $\tilde{\mathbf{c}} = (2RT_*)^{-1/2}\mathbf{c}$. Here and in what follows, $\langle \cdot \rangle = \int \cdot d\boldsymbol{\zeta}$. In the meantime, the equation of state (8) is recast as

$$\tilde{p} = \frac{\tilde{\rho}\tilde{T}}{1 - \tilde{b}\tilde{\rho}} - \tilde{a}\tilde{\rho}^2. \quad (33)$$

The balance laws of mass and momentum are rewritten as

$$\text{Sh} \frac{\partial \tilde{\rho}}{\partial \tilde{t}} + \frac{\partial}{\partial x_i}(\tilde{\rho}\tilde{v}_i) = 0, \quad (34a)$$

$$\text{Sh} \frac{\partial}{\partial \tilde{t}}(\tilde{\rho}\tilde{v}_j) + \frac{\partial}{\partial x_i}(\tilde{\rho}\tilde{v}_i\tilde{v}_j + \frac{1}{2}\tilde{p}_{ij}) + \tilde{\rho} \frac{\partial \tilde{\Phi}_L}{\partial x_j} = -\frac{2}{\sqrt{\pi}} \frac{\tilde{A}}{\text{Kn}} \tilde{\rho}\tilde{v}_j. \quad (34b)$$

Furthermore, by setting $\tilde{\mathcal{F}} = \rho_0 \tilde{\mathcal{F}}$ and reminding $c_0 = \rho_0(2\pi RT_*)^{-3/2}$, we have

$$\tilde{\mathcal{F}} = \langle \tilde{f} \ln \frac{\tilde{f}}{E} \rangle + 2 \int \tilde{\Phi}_S d\tilde{\rho} + \tilde{\rho}\tilde{\Phi}_L, \quad (35)$$

and

$$\frac{d\tilde{\mathcal{M}}}{d\tilde{t}} \leq 0, \quad (36)$$

where $\tilde{\mathcal{M}} = (\rho_0 L^3)\mathcal{M}$ and it is written as

$$\tilde{\mathcal{M}}(\tilde{t}) = \int_{\tilde{D}} \tilde{\mathcal{F}} d\mathbf{x} = \int_{\tilde{D}} \{ \langle \tilde{f} \ln \frac{\tilde{f}}{E} \rangle + 2 \int \tilde{\Phi}_S d\tilde{\rho} + \tilde{\rho}\tilde{\Phi}_L \} d\mathbf{x}, \quad (37)$$

where \tilde{D} is the dimensionless spatial region, the counterpart of the dimensional one D . Remind that $\tilde{\mathcal{M}}$ is non-increasing in time \tilde{t} and reaches a stationary state only when $\tilde{f} = \tilde{\rho}E$.

When $\tilde{\Phi}_L = -\tilde{\kappa}\Delta\tilde{\rho}$, $\tilde{\mathcal{M}}$ is further reduced to

$$\tilde{\mathcal{M}}(\tilde{t}) = \int_{\tilde{D}} \{ \langle \tilde{f} \ln \frac{\tilde{f}}{E} \rangle + 2 \int \tilde{\Phi}_S d\tilde{\rho} + \tilde{\kappa}(\frac{\partial \tilde{\rho}}{\partial x_i})^2 \} d\mathbf{x}, \quad (38a)$$

$$2 \int \tilde{\Phi}_S d\tilde{\rho} = -\tilde{a}\tilde{\rho}^2 - \tilde{\rho} \ln(1 - \tilde{b}\tilde{\rho}), \quad (38b)$$

because

$$\int_{\tilde{D}} \tilde{\rho}\tilde{\Phi}_L d\mathbf{x} = -\tilde{\kappa} \int_{\tilde{D}} \tilde{\rho}\Delta\tilde{\rho} d\mathbf{x} = \tilde{\kappa} \int_{\tilde{D}} (\frac{\partial \tilde{\rho}}{\partial x_i})^2 d\mathbf{x}. \quad (38c)$$

6 Asymptotic analysis for small Kn

In the present section, we carry out the asymptotic analysis of (30a) for small Kn, in order to study the behavior in the strong interaction with the thermal bath. Hereafter, we drop tildes from the dimensionless notation. Note that, if we set $A(\rho) = 1$, the nonlinearity comes solely from the self-consistent force field.

The original dimensionless equation (30a) recasts as

$$\varepsilon \left\{ \text{Sh} \frac{\partial f}{\partial t} + \zeta_i \frac{\partial f}{\partial x_i} - \frac{\partial \phi}{\partial x_i} \frac{\partial f}{\partial \zeta_i} \right\} = A(\rho)(\rho E - f), \quad (39a)$$

$$\phi = \Phi_S(\rho) + \Phi_L[\rho], \quad \rho[f] = \int f d\zeta, \quad E = \pi^{-3/2} \exp(-\zeta^2), \quad (39b)$$

where $\varepsilon = (\sqrt{\pi}/2)\text{Kn}$. When Kn or ε is small, the right-hand side is dominant in (39a), and we are motivated to write $f = f_0 + g$, where $f_0 = \rho E$. We construct g by an iterative procedure under the constraint $\int g d\zeta = 0$. From (39a),

$$g = -\varepsilon \left(\text{Sh} \frac{\partial f}{\partial t} + \zeta_i \frac{\partial f}{\partial x_i} - \frac{\partial \phi}{\partial x_i} \frac{\partial f}{\partial \zeta_i} \right) \frac{1}{A(\rho)}, \quad (40)$$

and the constraint leads to

$$\text{Sh} \frac{\partial \rho}{\partial t} + \frac{\partial}{\partial x_i} \int \zeta_i g d\zeta = 0. \quad (41)$$

Our procedure below yields a successive approximation to $\int \zeta_i g d\zeta$.

The first approximation g_1 is obtained by setting $f = f_0$ in (40), i.e.,

$$\begin{aligned} g_1 &= -\varepsilon \left(\text{Sh} \frac{\partial f_0}{\partial t} + \zeta_i \frac{\partial f_0}{\partial x_i} - \frac{\partial \phi}{\partial x_i} \frac{\partial f_0}{\partial \zeta_i} \right) \frac{1}{A(\rho)} \\ &= -\varepsilon \left(\text{Sh} \frac{\partial \rho}{\partial t} + \frac{\zeta_i}{\rho} \frac{\partial \rho}{\partial x_i} + 2\zeta_i \frac{\partial \phi}{\partial x_i} \right) \frac{\rho E}{A(\rho)}. \end{aligned} \quad (42)$$

Because g_1 is an approximation to g within the error of $o(\varepsilon)$, it is enough that the constraint is satisfied within the same order of error, namely $\int g_1 d\zeta = o(\varepsilon)$. Hence, by substitution of the above expression of g_1 , we see that $\varepsilon \text{Sh} \partial \rho / \partial t = o(\varepsilon)$, which implies $\text{Sh} = o(1)$.² The first approximation is then simply written as

$$g_1 = -\varepsilon \zeta_i \left(\frac{1}{\rho} \frac{\partial \rho}{\partial x_i} + 2 \frac{\partial \phi}{\partial x_i} \right) \frac{\rho E}{A(\rho)} + o(\varepsilon), \quad (43)$$

which yields

$$\begin{aligned} \int \zeta_i g_1 d\zeta &= -\varepsilon \int \zeta_i \zeta_j \left(\frac{1}{\rho} \frac{\partial \rho}{\partial x_j} + 2 \frac{\partial \phi}{\partial x_j} \right) \frac{\rho E}{A(\rho)} d\zeta + o(\varepsilon) \\ &= -\varepsilon \frac{1}{3} \int \zeta^2 \frac{\rho E}{A(\rho)} d\zeta \left(\frac{1}{\rho} \frac{\partial \rho}{\partial x_i} + 2 \frac{\partial \phi}{\partial x_i} \right) + o(\varepsilon) \\ &= -\varepsilon \frac{1}{2} \frac{\rho}{A(\rho)} \frac{\partial}{\partial x_i} (\ln \rho + 2\phi) + o(\varepsilon). \end{aligned} \quad (44)$$

² In the present analysis, the magnitude of Sh has not been assumed, except for that it is, at most, of $O(1)$. If we set $\text{Sh} = O(1)$ at this stage, $\partial \rho / \partial t$ is of $o(1)$, which implies that the time scale in our dimensionless formulation is not proper to follow the time evolution for small ε . In this way, we find a proper size of Sh to be of $o(1)$.

Therefore, the first approximation to (41) is given by

$$\text{Sh} \frac{\partial \rho}{\partial t} - \frac{\varepsilon}{2} \frac{\partial}{\partial x_i} \left(\frac{\rho}{A(\rho)} \frac{\partial}{\partial x_i} (\ln \rho + 2\phi) \right) = o(\varepsilon). \quad (45)$$

To proceed to the second approximation, we set $f = f_0 + g_1$ in (40). After some manipulations (see Appendix A), we have

$$\begin{aligned} g_2 = -\varepsilon \frac{\rho}{A(\rho)} \frac{\partial}{\partial x_i} (\ln \rho + 2\phi) \zeta_i E + \frac{\varepsilon^2}{A(\rho)} \left\{ \frac{\partial}{\partial x_i} \left\{ \frac{\rho}{A(\rho)} \frac{\partial}{\partial x_j} (\ln \rho + 2\phi) \right\} \right. \\ \left. + \frac{2\rho}{A(\rho)} \frac{\partial \phi}{\partial x_i} \frac{\partial}{\partial x_j} (\ln \rho + 2\phi) \right\} (\zeta_i \zeta_j - \frac{1}{2} \delta_{ij}) E + o(\varepsilon^2). \end{aligned} \quad (46)$$

It is seen that the above form has already satisfied the constraint $\int g_2 d\zeta = o(\varepsilon^2)$. Therefore, by substitution, the second approximation to (41) is obtained as

$$\text{Sh} \frac{\partial \rho}{\partial t} - \frac{\varepsilon}{2} \frac{\partial}{\partial x_i} \left\{ \frac{\rho}{A(\rho)} \frac{\partial}{\partial x_i} (\ln \rho + 2\phi) \right\} = o(\varepsilon^2). \quad (47)$$

It should be noted that the accuracy estimate of (47) is improved by one order from the stage of (45), although the resulting equation looks the same.

Further reduction of (47) is possible by using the concrete form of ϕ . Since $\phi = \Phi_S(\rho) + \Phi_L$, we have

$$\text{Sh} \frac{\partial \rho}{\partial t} - \frac{\varepsilon}{2} \frac{\partial}{\partial x_j} \left\{ \frac{1}{A(\rho)} (1 + 2\rho \Phi'_S) \frac{\partial \rho}{\partial x_j} + \frac{2\rho}{A(\rho)} \frac{\partial \Phi_L}{\partial x_j} \right\} = o(\varepsilon^2). \quad (48)$$

By setting $\text{Sh} = \varepsilon$ and taking the limit $\varepsilon \rightarrow 0$, we have

$$\frac{\partial \rho}{\partial t} - \frac{\partial}{\partial x_j} \left\{ \frac{1}{A(\rho)} \left(\frac{1}{2} + \rho \Phi'_S \right) \frac{\partial \rho}{\partial x_j} + \frac{\rho}{A(\rho)} \frac{\partial \Phi_L}{\partial x_j} \right\} = 0. \quad (49)$$

Remind that

$$\Phi_S(\rho) = -\frac{1}{2} \ln(1 - b\rho) - a\rho + \frac{1}{2} \frac{b\rho}{1 - b\rho}, \quad (50a)$$

$$\Phi'_S(\rho) = -a + \frac{1}{2} \frac{b(2 - b\rho)}{(1 - b\rho)^2}, \quad (50b)$$

$$\begin{aligned} \Phi_L[\rho](\mathbf{x}) &= \int_{\mathbb{R}^3} \Psi(|\mathbf{r}|) \{ \rho(\mathbf{x} + \mathbf{r}) - \rho(\mathbf{x}) \} d\mathbf{r} \\ \text{or } &= -\kappa \Delta \rho, \quad \text{with } \kappa = -\frac{1}{6} \int_{\mathbb{R}^3} \Psi(|\mathbf{r}|) r^2 d\mathbf{r}. \end{aligned} \quad (50c)$$

For later convenience, let us introduce a rescaled density $\chi = b\rho$ and rewrite (49) for the case that Φ_L is local. Then, we have

$$\frac{\partial \chi}{\partial t} - \frac{\partial}{\partial x_j} \left\{ \frac{\chi}{A(\chi/b)} \frac{\partial}{\partial x_j} \left(\Phi - K \frac{\partial^2 \chi}{\partial x_i^2} \right) \right\} = 0, \quad (51a)$$

$$\Phi = -c\chi + \frac{1}{2} \frac{1}{(1 - \chi)} + \frac{1}{2} \ln \frac{\chi}{1 - \chi}, \quad K = \frac{\kappa}{b}, \quad c = \frac{a}{b}, \quad (51b)$$

where $0 < \chi < 1$ and $\Phi(\chi)$ is related to Φ_S as $\Phi = (1/2) \ln \chi - 1/2 + \Phi_S(\chi/b)$. By setting $A \equiv 1$, we have a following Cahn–Hilliard type equation:

$$\frac{\partial \chi}{\partial t} - \frac{\partial}{\partial x_j} \left\{ \chi \frac{\partial}{\partial x_j} \left(\Phi - K \frac{\partial^2 \chi}{\partial x_i^2} \right) \right\} = 0, \quad (52a)$$

$$\Phi = -c\chi + \frac{1}{2} \frac{1}{(1-\chi)} + \frac{1}{2} \ln \frac{\chi}{1-\chi}. \quad (52b)$$

6.1 Linear stability of a uniform state

In the present subsection, we study the linear stability of the uniform state on the basis of (52). Substituting $\chi = \chi_{\text{av}} + \epsilon \exp(\sigma t + i k_j x_j)$ and retaining the terms of $O(\epsilon)$,³ we obtain

$$\sigma = \chi_{\text{av}} \{ -\Phi'(\chi_{\text{av}}) - K k^2 \} k^2, \quad (53a)$$

$$\Phi'(\chi) = -c + \frac{1}{2} \frac{1}{\chi(1-\chi)^2}, \quad k^2 \equiv k_i^2. \quad (53b)$$

Thus, σ is positive when $K k^2 + \Phi'(\chi_{\text{av}}) < 0$. Namely, when $c > \frac{1}{2} \frac{1}{\chi_{\text{av}}(1-\chi_{\text{av}})^2}$, the uniform state $\chi = \chi_{\text{av}}$ is (linear) unstable. The most rapidly growing mode k_{mr} can be found by the condition $d\sigma/dk = 0$, which leads to $\{-2\Phi'(\chi_{\text{av}}) - 4K k_{\text{mr}}^2\} k_{\text{mr}} = 0$, namely

$$k_{\text{mr}}^2 = -\frac{1}{2K} \Phi'(\chi_{\text{av}}) = \frac{1}{2K} \left\{ c - \frac{1}{2} \frac{1}{\chi_{\text{av}}(1-\chi_{\text{av}})^2} \right\}. \quad (54)$$

6.2 Free energy at a local equilibrium and stationary states

Let us recall the functional \mathcal{M} for the case $\Phi_L = -\kappa \Delta \rho$:

$$\mathcal{M}(t) = \int_D \left\{ \left\langle f \ln \frac{f}{E} \right\rangle + 2 \int \Phi_S d\rho + \kappa \left(\frac{\partial \tilde{\rho}}{\partial x_i} \right)^2 \right\} d\mathbf{x}, \quad (55a)$$

$$2 \int \Phi_S d\rho = -a\rho^2 - \rho \ln(1 - b\rho). \quad (55b)$$

Under the assumption $f = \rho E$, \mathcal{M} is reduced to

$$\mathcal{M}(t) = \int_D (\rho \ln \rho + 2 \int \Phi_S d\rho - \kappa \rho \Delta \rho) d\mathbf{x}. \quad (56)$$

Note that, except for a constant multiple of ρ , the sum of the first two terms of the integrand in (56) is identical with $\rho \mathcal{A}$ [see (32c)]. It is identical with $(2/b) \int \Phi(\chi) d\chi$ as well, except for a constant multiple of χ . We therefore simply call $\int \Phi d\chi$ a *local free energy* in the sequel. A similar result for the nonlocal

³ If we set ρ_0 as the average density, then χ_{av} is identical to b occurring in (51).

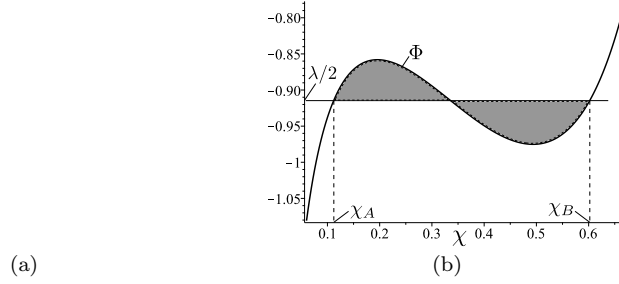


Fig. 1 Local free energy and two coexisting states. (a) The *local free energy* $\int \Phi d\chi$ with $c = 3.95$ and the two-points tangential line (dashed line) that determines the coexisting states. (b) The derivative of the *local free energy* Φ and the equi-area rule for determining the coexisting states, χ_A and χ_B .

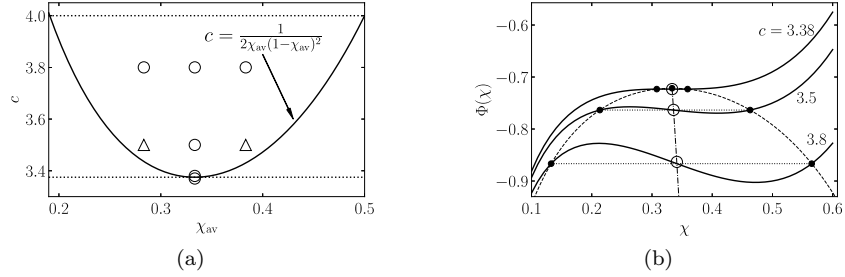


Fig. 2 The neutral curve of linear stability and $\Phi(\chi)$ for different values of c . (a) The neutral curve (solid line) and the parameters of numerical simulations (open circles and triangles). (b) $\Phi(\chi)$ for $c = 3.38, 3.5$, and 3.8 . In (a), a uniform state is linearly unstable in the region above the neutral curve. In (b), the three points that are determined by the equi-area rule are indicated with a pair of closed circles and an open circle. The dashed and dot-dash lines are, respectively, the locus of the former and that of the latter in changing the value of c .

self-consistent force field can be found, e.g., in [9] and [10]. We rewrite (56) in terms of the rescaled density χ to have an equivalent functional

$$\mathcal{M}_\chi(t) \equiv b\mathcal{M}(t) = \int_D \left\{ \chi \left(\ln \frac{\chi}{1-\chi} - c\chi \right) - K\chi\Delta\chi - \chi \ln b \right\} d\mathbf{x}. \quad (57)$$

Here $\ln b$ in the integrand plays the same role as the Lagrangian multiplier under the constraint $\int_D \chi d\mathbf{x} = \text{const.}$ and is to be written as λ below. We can find stationary states by the variational method, namely by the condition that $\delta\mathcal{M}_\chi/\delta\chi = 0$, which yields

$$\int_D \left\{ \left(\ln \frac{\chi}{1-\chi} - c\chi \right) + \chi \left(\frac{1}{\chi} + \frac{1}{1-\chi} - c \right) - 2K\Delta\chi - \lambda \right\} \delta\chi d\mathbf{x} = 0. \quad (58)$$

Therefore,

$$K\Delta\chi = \frac{1}{2} \ln \frac{\chi}{1-\chi} + \frac{1}{2} \frac{1}{1-\chi} - c\chi - \frac{1}{2} \lambda = \Phi(\chi) - \frac{1}{2} \lambda. \quad (59)$$

In one dimensional case, the above equation can be interpreted as a motion of point mass in a potential field $-\int \Phi(\chi)d\chi + (\lambda/2)\chi$ (χ , x , and K are interpreted as the position, time, and mass, respectively). This interpretation and following discussions in the present paragraph are due to van Kampen [11]. Let us denote by χ_A and χ_B the values of χ at which a local maximum of the potential is achieved and thus the identity $\Phi(\chi_A) = \Phi(\chi_B) = \lambda/2$ ought to hold. This means that there is a common tangential line of $\int \Phi d\chi$ to $\chi = \chi_A$ and $\chi = \chi_B$, the slope of which is $\lambda/2$ [see figure 1(a)]. In the meantime, from a mechanical point of view, the potential height there should be the same in order for a spontaneous transition from one to the other to occur. Therefore $-\int^{\chi_A} \Phi(\chi)d\chi + (\lambda/2)\chi_A = -\int^{\chi_B} \Phi(\chi)d\chi + (\lambda/2)\chi_B$ or $\int_{\chi_A}^{\chi_B} \Phi d\chi = (\lambda/2)(\chi_B - \chi_A)$. This implies that two shaded areas in figure 1(b) are the same (equi-area rule). Both interpretations, namely the common tangential line and the equi-area rule, often appear in the literature.

We now seek the condition that such different states can be found based on the present shape of the function $\Phi(\chi)$. Because

$$\Phi' = \frac{1}{2} \frac{1}{\chi(1-\chi)^2} - c \equiv \frac{1}{2} \frac{1}{h(\chi)} - c, \quad (60)$$

and $h(\chi)$ takes its maximum $h_{\max} = 4/27$ at $\chi = 1/3$ and a common minimum $h_{\min} = 0$ at $\chi = 0, 1$. Hence, the condition $\Phi' = 0$ can be realized only when $c > 27/8$. Furthermore, $c < 4$ should be satisfied in order for the van der Waals equation of state (33) with $T = 1$ to assure the positive pressure p for any value of χ . Therefore, we shall mainly study the case $27/8 < c < 4$ in the sequel.

6.3 Numerical simulations of the Cahn–Hilliard type equation

We carried out numerical simulations of the Cahn–Hilliard type equation (52) for one-dimensional and two-dimensional cases for different parameter pairs of c and χ_{av} . The chosen pairs are indicated by symbols in figure 2(a). For the parameter pairs indicated by open triangles, the results of two-dimensional simulations are just preliminary and will not be mentioned in the sequel. In all the simulations, another parameter K is commonly set as $K = 4.3976 \times 10^{-5}$ and the uniform state with $\chi = \chi_{\text{av}}$ is initially disturbed by a Gaussian random noise with the standard deviation of 0.001 (Further details of the initial disturbance can be found in Appendix B). The value of K is chosen so that the most rapidly growing mode k_{mr} is about $6 \times 2\pi$ in the case $(c, \chi_{\text{av}}) = (3.5, 1/3)$.

We first show a part of the simulation results of one-dimensional simulations in figure 3. In each simulation, \mathcal{M}_χ was monitored,⁴ together with the maximum mass flux, i.e.,

$$|F|_{\max} = \max_{x \in D} |F|, \quad F \equiv -\chi \frac{\partial}{\partial x} \left(\Phi - K \frac{\partial^2 \chi}{\partial x^2} \right). \quad (61)$$

⁴ Here and in what follows, the contribution from the last term in (57) is dropped from the monitored value of \mathcal{M}_χ , because it is constant under the present constraint.

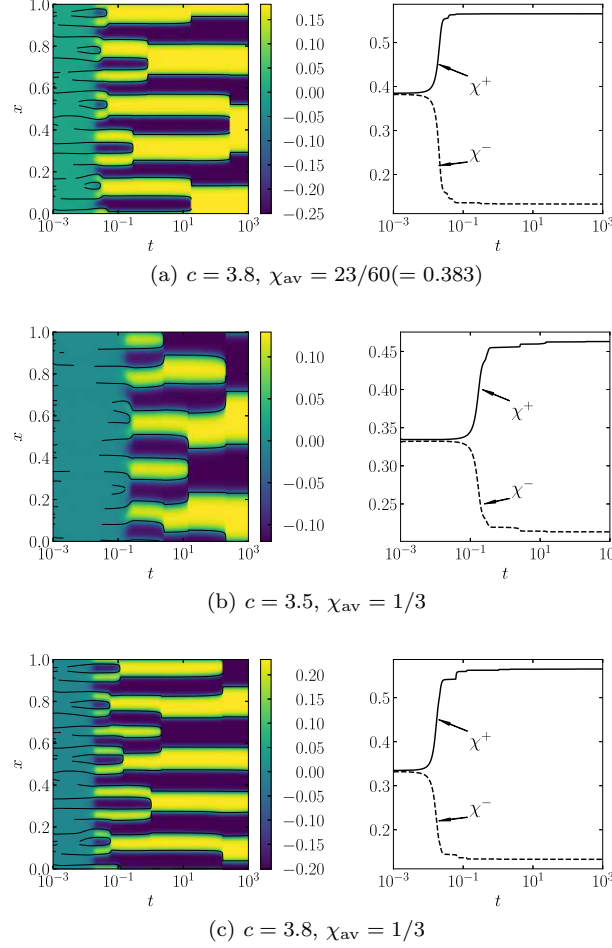


Fig. 3 Phase transition towards two coexisting phases for various sets of parameters (c, χ_{av}) , where K is commonly set as 4.3976×10^{-5} . In each case, the left panel shows the time evolution of dense (light-colored) and dilute (dark-colored) phases. The scale in the legend shows the deviation of χ from the average χ_{av} . The contour line of $\chi = \chi_{\text{av}}$ is drawn as well, but it is omitted where $|\partial\chi/\partial x| < 0.05$ for the clarity of figure. The right panel shows the time evolution of the maximum/minimum values of χ , say χ^+ and χ^- . From (a) to (e), the values of $k_{\text{mr}}/2\pi$ are 10.3, 6.00, 11.1, 1.20, and 10.2. The corresponding number of regions is observed at the initiation of phase transition. The case (f) is in the range of linear stability and thus neither k_{mr} nor phase transition is found.

Figure 4 shows the monitored results. In section 6.2, \mathcal{M}_χ has been evaluated under the assumption of the local equilibrium state $f = \rho E$. The assumption is, however, broken in the region where the mass flux is appreciable, as is clear in the analysis in section 6. In spite of this discrepancy, the results show the monotonic decrease of \mathcal{M}_χ , which is consistent with the prediction in section 6.2. The resulting consistency can be understood if we recompute \mathcal{M}

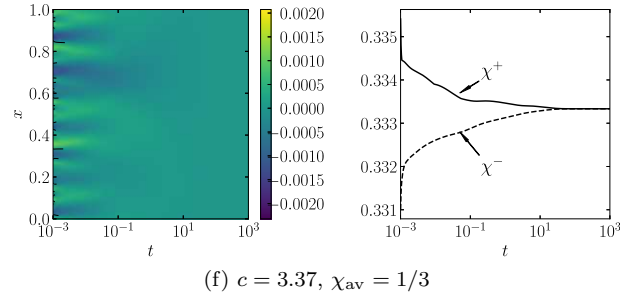
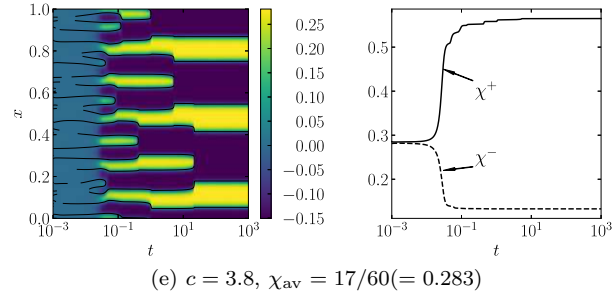
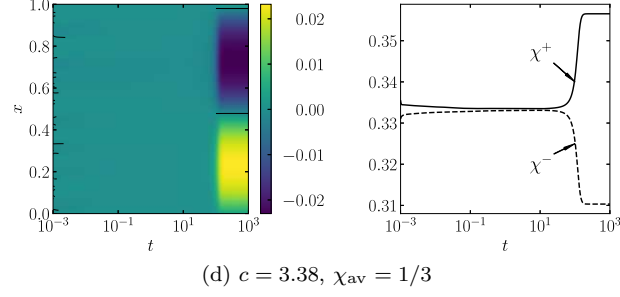


Fig. 3 (continued from the previous page)

(or \mathcal{M}_χ) with a better approximation of f , i.e.,

$$f = \rho E \left\{ 1 - \frac{\varepsilon \zeta_i}{A(\rho)} \left(\frac{1}{\rho} \frac{\partial \rho}{\partial x_i} + 2 \frac{\partial \phi}{\partial x_i} \right) \right\} + o(\varepsilon). \quad (62)$$

Even with the refined f , we have

$$\begin{aligned} & \langle f \ln \frac{f}{E} \rangle \\ & \simeq \langle \rho E \left\{ 1 - \frac{\varepsilon \zeta_i}{A(\rho)} \frac{\partial}{\partial x_i} (\ln \rho + 2\phi) \right\} \ln \left[\rho \left\{ 1 - \frac{\varepsilon \zeta_i}{A(\rho)} \frac{\partial}{\partial x_i} (\ln \rho + 2\phi) \right\} \right] \rangle + o(\varepsilon) \\ & \simeq \langle \rho E \left\{ 1 - \frac{\varepsilon \zeta_i}{A(\rho)} \frac{\partial}{\partial x_i} (\ln \rho + 2\phi) \right\} \left\{ \ln \rho - \frac{\varepsilon \zeta_i}{A(\rho)} \frac{\partial}{\partial x_i} (\ln \rho + 2\phi) \right\} \right\rangle + o(\varepsilon) \end{aligned}$$

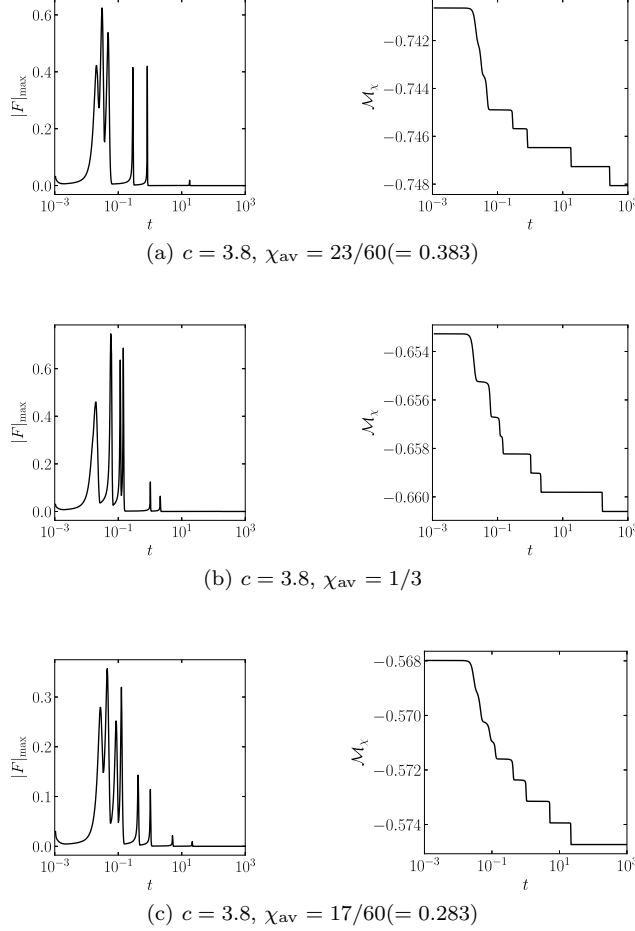


Fig. 4 Time evolution of the maximum mass flux $|F|_{\text{max}}$ and the functional \mathcal{M}_χ .

$$\begin{aligned}
&\simeq \langle \rho E \{ 1 - \frac{\varepsilon \zeta_i}{A(\rho)} \frac{\partial}{\partial x_i} (\ln \rho + 2\phi) \} \ln \rho - \rho E \frac{\varepsilon \zeta_i}{A(\rho)} \frac{\partial}{\partial x_i} (\ln \rho + 2\phi) \rangle + o(\varepsilon) \\
&\simeq \langle \rho E \ln \rho \rangle + o(\varepsilon) = \rho \ln \rho + o(\varepsilon).
\end{aligned} \tag{63}$$

Thus, \mathcal{M} (or \mathcal{M}_χ) remains unchanged up to $o(\varepsilon)$. Therefore, the deviation from the local Maxwellian $f = \rho E$, which mainly occurs at the interface, does not affect the minimization dynamics up to $o(\varepsilon)$. We therefore regard \mathcal{M}_χ as a functional to be *minimized* in time as well in the rest of the present subsection.

Now let us observe the results in figure 4 more closely. The above form of F in (61) suggests that the flux is appreciable only at the interface. It is, however, appreciable only in more limited situations, namely the initiation of phase transition and subsequent emerging events of the same phases. Indeed, comparisons with the corresponding cases in figure 3 show a pulsive response of

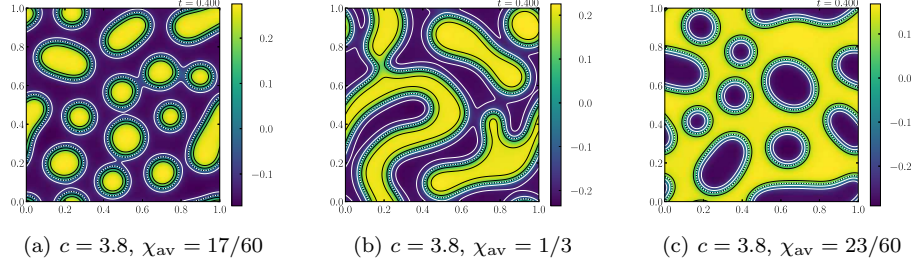


Fig. 5 Contour plots of the rescaled density χ on the xy -plane: two coexisting phases at the instance $t = 0.400$ induced by an Gaussian noise (with the standard deviation of 0.001) disturbance of an initial uniform state. The scale number in the legend indicates the value of $\chi - \chi_{av}$. The contours are drawn with the interval of 0.1. The contour of $\chi = \chi_{av}$ is drawn by a dotted line, while other contours by solid lines.

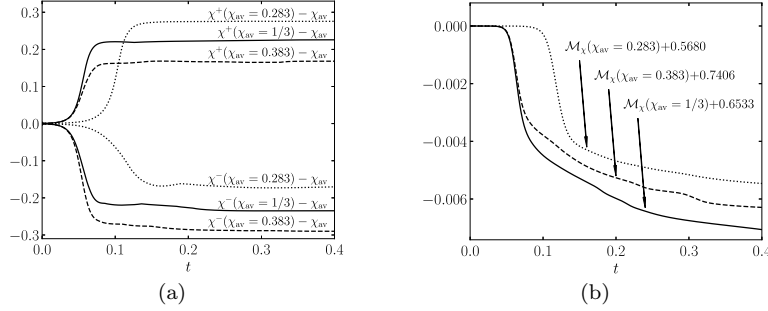


Fig. 6 Time evolution of the maximum/minimum of χ , say χ^+ and χ^- , and that of the system total free energy \mathcal{M}_χ in two dimensional cases. (a) χ^\pm vs. t , (b) \mathcal{M}_χ vs. t . Two parameters K and c are commonly set as $K = 4.3976 \times 10^{-5}$ and $c = 3.8$, while the values of χ_{av} are shown in the figure. The initial values of \mathcal{M}_χ are -0.5680 , -0.6533 , and -0.7406 for $\chi_{av} = 0.283(= 17/60)$, $1/3$, and $0.383(= 23/60)$, respectively.

$|F|_{\max}$ to those limited situations. The functional \mathcal{M}_χ decreases monotonically, mostly with stepwise falls that synchronize the pulsive response of $|F|_{\max}$.

In the two dimensional case, we observe a different feature of interface dynamics, which is absent in the one dimensional case and thus can be attributed to a multi-dimension effect; see figure 5. That is, depending on the average χ_{av} , the formation of interface geometry changes in quality. When χ_{av} is high (low), the regions of dilute (dense) phase appear rather separately; and occasionally connected dilute (dense) regions change their shape toward circular discs. When χ_{av} is intermediate, the interface keeps connected and accordingly its geometry remains complicated. Figure 6 shows the time evolution of the maximum/minimum of χ and \mathcal{M}_χ . By comparing figures 6(a) and (b), the main decrease (or first drop) of \mathcal{M}_χ looks triggered by the first occurrence of phase transition. χ^\pm are almost saturated during the subsequent gradual decrease of \mathcal{M}_χ . The gradual decrease of \mathcal{M}_χ looks attributed to a gradual deformation of the interface.

As to the details of the present numerical computations, the reader is referred to Appendix B.

7 Concluding remark

In the present paper, we presented a simple kinetic model for the phase transition of the van der Waals fluid. We constructed the model as simple as possible with retaining the essential features for reproducing the phase transition phenomenon. Although our model is rather primitive, it is reasonable enough to retain a firm connection to fluid dynamical and statistical mechanical concepts available in the literature. The simple role of the collision term as a thermal bath makes it easier to find the monotonically decreasing functional in time by the H theorem and its relation to the free energy in thermodynamics. The numerical simulations were conducted as well for the Cahn–Hilliard type equation that was obtained in the continuum limit of the presented model. The simulations demonstrated the actual occurrence of phase transition with this model and provided some details of dynamics in the near equilibrium regime.

As was briefly mentioned, we shall extend the present model to be applicable to far out of equilibrium gas flows. In such flows, the isothermal approximation is no longer appropriate and the contact with external walls is common. The extensions in these directions are not straightforward and are left for future works.

A Derivations of some equations

The equalities (20) and (21) are obtained as follows. First, the integration by part results in (20):

$$\int_D \rho v_i \frac{\partial \Phi_L}{\partial X_i} d\mathbf{X} = \int_D \frac{\partial}{\partial X_i} (\rho v_i \Phi_L) d\mathbf{X} - \int_D \frac{\partial \rho v_i}{\partial X_i} \Phi_L d\mathbf{X} = \int_D \frac{\partial \rho}{\partial t} \Phi_L d\mathbf{X}, \quad (64)$$

because at the second equality the first term vanishes by the periodic condition and the second term is transformed into the term on the right-hand side by using (7a). Next, using the definition of Φ_L [see (2)], the right-hand side of the above equation is transformed as

$$\begin{aligned} \int_D \frac{\partial \rho}{\partial t} \Phi_L d\mathbf{X} &= \frac{1}{m} \int_D d\mathbf{X} \frac{\partial \rho(\mathbf{X})}{\partial t} \int_{\mathbb{R}^3} d\mathbf{r} \Psi(|\mathbf{r}|) \{\rho(\mathbf{X} + \mathbf{r}) - \rho(\mathbf{X})\} \\ &= \frac{1}{m} \frac{d}{dt} \int_D d\mathbf{X} \int_{\mathbb{R}^3} d\mathbf{s} \rho(\mathbf{X}) \Psi(|\mathbf{X} - \mathbf{s}|) \{\rho(\mathbf{s}) - \rho(\mathbf{X})\} \\ &\quad - \frac{1}{m} \int_D d\mathbf{X} \int_{\mathbb{R}^3} d\mathbf{s} \rho(\mathbf{X}) \Psi(|\mathbf{X} - \mathbf{s}|) \frac{\partial}{\partial t} \{\rho(\mathbf{s}) - \rho(\mathbf{X})\} \\ &= \frac{1}{m} \frac{d}{dt} \int_D d\mathbf{X} \int_{\mathbb{R}^3} d\mathbf{s} \rho(\mathbf{X}) \Psi(|\mathbf{X} - \mathbf{s}|) \{\rho(\mathbf{s}) - \rho(\mathbf{X})\} \\ &\quad - \frac{1}{m} \int_D d\mathbf{s} \int_{\mathbb{R}^3} d\mathbf{X} \rho(\mathbf{X}) \Psi(|\mathbf{X} - \mathbf{s}|) \frac{\partial}{\partial t} \rho(\mathbf{s}) \\ &\quad + \frac{1}{m} \int_D d\mathbf{X} \int_{\mathbb{R}^3} d\mathbf{s} \rho(\mathbf{X}) \Psi(|\mathbf{X} - \mathbf{s}|) \frac{\partial}{\partial t} \rho(\mathbf{X}) \end{aligned}$$

$$\begin{aligned}
&= \frac{1}{m} \frac{d}{dt} \int_D d\mathbf{X} \int_{\mathbb{R}^3} d\mathbf{s} \rho(\mathbf{X}) \Psi(|\mathbf{X} - \mathbf{s}|) \{\rho(\mathbf{s}) - \rho(\mathbf{X})\} \\
&\quad - \frac{1}{m} \int_D d\mathbf{X} \int_{\mathbb{R}^3} d\mathbf{s} \rho(\mathbf{s}) \Psi(|\mathbf{X} - \mathbf{s}|) \frac{\partial}{\partial t} \rho(\mathbf{X}) \\
&\quad + \frac{1}{m} \int_D d\mathbf{X} \int_{\mathbb{R}^3} d\mathbf{s} \rho(\mathbf{X}) \Psi(|\mathbf{X} - \mathbf{s}|) \frac{\partial}{\partial t} \rho(\mathbf{X}) \\
&= \frac{1}{m} \frac{d}{dt} \int_D d\mathbf{X} \int_{\mathbb{R}^3} d\mathbf{s} \rho(\mathbf{X}) \Psi(|\mathbf{X} - \mathbf{s}|) \{\rho(\mathbf{s}) - \rho(\mathbf{X})\} \\
&\quad - \frac{1}{m} \int_D d\mathbf{X} \frac{\partial \rho(\mathbf{X})}{\partial t} \int_{\mathbb{R}^3} d\mathbf{s} \Psi(|\mathbf{X} - \mathbf{s}|) \{\rho(\mathbf{s}) - \rho(\mathbf{X})\} \\
&= \frac{d}{dt} \int_D \rho \Phi_L d\mathbf{X} - \int_D \frac{\partial \rho}{\partial t} \Phi_L d\mathbf{X}.
\end{aligned} \tag{65}$$

Here, we have suppressed t in the arguments of ρ for brevity. In the second term just after the third equality, the ranges of integration with respect to \mathbf{X} and \mathbf{s} have been interchanged by using the periodicity in space.

The above derivation of (21) relies on the specific form of $\Phi_L[\rho]$. However, we can show that (21) is valid as well when $\Phi_L = -\kappa \Delta \rho$. We omit its calculation here.

The reduction of \mathcal{M} into the form (26) is carried out as follows.

$$\begin{aligned}
\mathcal{M}(t) &\equiv \int_D \left\{ \langle f \ln \frac{f}{c_0} \rangle + \rho \ln \left(\frac{T^{3/2}}{T_*^{3/2}} \frac{\rho_0}{\rho} \right) + \frac{\rho}{RT_*} \left(\mathcal{A} + \frac{1}{2} \mathbf{v}^2 + \frac{1}{2} \Phi_L \right) \right\} d\mathbf{X} \\
&= \int_D \left\{ \langle f \ln \frac{f}{c_0} \rangle + \frac{1}{RT_*} \left(\frac{1}{2} \langle \mathbf{c}^2 f \rangle + \frac{1}{2} \rho \mathbf{v}^2 + \int \Phi_S d\rho \right) + \frac{\rho}{2RT_*} \Phi_L[\rho] \right\} d\mathbf{X} \\
&= \int_D \left\{ \langle f \ln \frac{f}{c_0} \rangle + \frac{1}{RT_*} \left(\frac{1}{2} \langle \xi^2 f \rangle + \int \Phi_S d\rho \right) + \frac{\rho}{2RT_*} \Phi_L[\rho] \right\} d\mathbf{X} \\
&= \int_D \left\{ \langle f \ln \frac{f}{\rho_0 M_*} \rangle + \frac{1}{RT_*} \int \Phi_S d\rho + \frac{\rho}{2RT_*} \Phi_L[\rho] \right\} d\mathbf{X}.
\end{aligned} \tag{66}$$

In the above transformation, there are two keys: one is the elimination of \mathcal{A} from the expression by using (16), and the other is the relation $\langle \xi^2 f \rangle \propto \langle f \ln(\rho_0 M_*/c_0) \rangle$.

The second approximation to g , namely (46), is obtained by setting $f = f_0 + g_1$ in (40). The process of transformation is as follows.

$$\begin{aligned}
g_2 &= -\varepsilon \left(\text{Sh} \frac{\partial f_0}{\partial t} + \zeta_i \frac{\partial f_0}{\partial x_i} - \frac{\partial \phi}{\partial x_i} \frac{\partial f_0}{\partial \zeta_i} \right) \frac{1}{A(\rho)} - \varepsilon \left(\text{Sh} \frac{\partial g_1}{\partial t} + \zeta_i \frac{\partial g_1}{\partial x_i} - \frac{\partial \phi}{\partial x_i} \frac{\partial g_1}{\partial \zeta_i} \right) \frac{1}{A(\rho)} \\
&= g_1 + \varepsilon^2 \left(\zeta_i \frac{\partial}{\partial x_i} - \frac{\partial \phi}{\partial x_i} \frac{\partial}{\partial \zeta_i} \right) \left\{ \zeta_j \frac{\rho E}{A(\rho)} \frac{\partial}{\partial x_j} (\ln \rho + 2\phi) \right\} + o(\varepsilon^2) \\
&= -\varepsilon \left\{ \text{Sh} \frac{\partial \rho}{\partial t} + \zeta_i \rho \frac{\partial}{\partial x_i} (\ln \rho + 2\phi) \right\} \frac{E}{A(\rho)} + \varepsilon^2 \left\{ \frac{\partial}{\partial x_i} \left\{ \frac{\rho}{A(\rho)} \frac{\partial}{\partial x_j} (\ln \rho + 2\phi) \right\} \right\} \zeta_i \zeta_j E \\
&\quad + \varepsilon^2 2\rho \frac{\partial \phi}{\partial x_i} \frac{\partial}{\partial x_j} (\ln \rho + 2\phi) \left(\zeta_i \zeta_j - \frac{1}{2} \delta_{ij} \right) E \frac{1}{A(\rho)} + o(\varepsilon^2) \\
&= -\varepsilon \frac{\rho}{A(\rho)} \frac{\partial}{\partial x_i} (\ln \rho + 2\phi) \zeta_i E + \frac{\varepsilon^2}{A(\rho)} \left\{ \frac{\partial}{\partial x_i} \left\{ \frac{\rho}{A(\rho)} \frac{\partial}{\partial x_j} (\ln \rho + 2\phi) \right\} \right\} \\
&\quad + \frac{2\rho}{A(\rho)} \frac{\partial \phi}{\partial x_i} \frac{\partial}{\partial x_j} (\ln \rho + 2\phi) \left\{ \zeta_i \zeta_j - \frac{1}{2} \delta_{ij} \right\} E + o(\varepsilon^2),
\end{aligned} \tag{67}$$

where (45) has been taken into account at the fourth equality.

Finally, the final form of (18) is the consequence of the following transformation.

$$\begin{aligned}
&\langle \left(1 + \ln \frac{f}{\rho_0 M_*} \right) \left(\frac{\partial f}{\partial t} + \xi_i \frac{\partial f}{\partial X_i} + F_i \frac{\partial f}{\partial \xi_i} \right) \rangle \\
&= \frac{\partial}{\partial t} \langle f \ln \frac{f}{c_0} \rangle + \frac{\partial}{\partial X_i} \langle \xi_i f \ln \frac{f}{c_0} \rangle + \frac{1}{2RT_*} \langle \xi^2 \left(\frac{\partial f}{\partial t} + \xi_i \frac{\partial f}{\partial X_i} + F_i \frac{\partial f}{\partial \xi_i} \right) \rangle
\end{aligned}$$

$$\begin{aligned}
&= \frac{\partial}{\partial t} \langle f \ln \frac{f}{c_0} \rangle + \frac{\partial}{\partial X_i} \langle \xi_i f \ln \frac{f}{c_0} \rangle + \frac{1}{RT_*} \left\{ \frac{\partial}{\partial t} \left(\frac{1}{2} \langle \mathbf{c}^2 f \rangle + \frac{1}{2} \rho v^2 + \int \Phi_S d\rho \right) + \frac{\partial}{\partial x_i} \left\{ \left(\frac{1}{2} \langle \mathbf{c}^2 f \rangle \right. \right. \right. \\
&\quad \left. \left. + \frac{1}{2} \rho v^2 + \int \Phi_S d\rho \right) v_i + \frac{1}{2} \langle c_i \mathbf{c}^2 f \rangle + \langle c_i c_j f \rangle + \int \rho \Phi'_S d\rho \delta_{ij} v_j \right\} \right\} + \frac{\rho v_i}{RT_*} \frac{\partial \Phi_L}{\partial x_i} \\
&= \frac{\partial}{\partial t} \left\{ \langle f \ln \frac{f}{c_0} \rangle + \frac{\rho}{RT_*} \left\{ \frac{1}{2} v^2 + \mathcal{A} + RT_* \ln \left(\frac{T_*^{3/2}}{T^{3/2}} \frac{\rho_0}{\rho} \right) \right\} \right\} + \frac{\partial}{\partial X_i} \left\{ \langle \xi_i f \ln \frac{f}{c_0} \rangle \right. \\
&\quad \left. + \frac{1}{RT_*} \left\{ \rho v_i \left[\frac{1}{2} v^2 + \mathcal{A} + RT_* \ln \left(\frac{T_*^{3/2}}{T^{3/2}} \frac{\rho_0}{\rho} \right) \right] + \frac{1}{2} \langle c_i \mathbf{c}^2 f \rangle + p_{ij} v_j \right\} \right\} + \frac{\rho v_i}{RT_*} \frac{\partial \Phi_L}{\partial x_i} \\
&= \frac{\partial}{\partial t} \left\{ \langle f \ln \frac{f}{c_0} \rangle + \rho \ln \left(\frac{T_*^{3/2}}{T^{3/2}} \frac{\rho_0}{\rho} \right) + \frac{\rho}{RT_*} \left(\mathcal{A} + \frac{1}{2} v^2 \right) \right\} + \frac{\partial}{\partial X_i} \left\{ \langle \xi_i f \ln \frac{f}{c_0} \rangle \right. \\
&\quad \left. + \rho v_i \ln \left(\frac{T_*^{3/2}}{T^{3/2}} \frac{\rho_0}{\rho} \right) + \frac{1}{RT_*} \left\{ \rho \left(\mathcal{A} + \frac{1}{2} v^2 \right) v_i + \frac{1}{2} \langle c_i \mathbf{c}^2 f \rangle + p_{ij} v_j \right\} \right\} + \frac{\rho v_i}{RT_*} \frac{\partial \Phi_L}{\partial x_i}, \quad (68)
\end{aligned}$$

where $c_0 = \rho_0 (2\pi RT_*)^{-3/2}$ and (7a) has been taken into account.

B Some details of the numerical computations

The original system is first discretized uniformly in each direction of space, where the second order central difference is adopted. To be more precise, the equation (52) is discretized in space as

$$\frac{\partial \chi}{\partial t}(x) = \delta_h [\chi(\tilde{x}) \Phi'(\chi(\tilde{x})) \delta_h [\chi](\tilde{x}) - K \chi(\tilde{x}) \delta_h^3 [\chi](\tilde{x})](x), \quad (69a)$$

$$\delta_h [f](x) \equiv \frac{f(x+h) - f(x-h)}{2h}, \quad (69b)$$

$$\delta_h^3 [f](x) \equiv \frac{f(x+2h) - 2f(x+h) + 2f(x-h) - f(x-2h)}{2h^3}, \quad (69c)$$

for one-dimensional (1D) simulations, while

$$\begin{aligned}
\frac{\partial \chi}{\partial t}(x, y) &= \Phi'(\chi(x, y)) \left\{ \delta_{hx} [\chi](x, y) \right\}^2 + \left\{ \delta_{hy} [\chi](x, y) \right\}^2 + \chi(x, y) \delta_h^2 [\chi](x, y) \right\} \\
&\quad + \Phi''(\chi(x, y)) \chi(x, y) \left\{ \delta_{hx} [\chi](x, y) \right\}^2 + \left\{ \delta_{hy} [\chi](x, y) \right\}^2 \right\} \\
&\quad - K \delta_h^2 [\delta_h^2 [\chi](\tilde{x}, \tilde{y})](x, y), \quad (70a)
\end{aligned}$$

$$\delta_{hx} [f](x, y) \equiv \frac{f(x+h, y) - f(x-h, y)}{2h}, \quad (70b)$$

$$\delta_{hy} [f](x, y) \equiv \frac{f(x, y+h) - f(x, y-h)}{2h}, \quad (70c)$$

$$\begin{aligned}
\delta_h^2 [f](x, y) &\equiv \frac{f(x+h, y) - 2f(x, y) + f(x-h, y)}{h^2} \\
&\quad + \frac{f(x, y+h) - 2f(x, y) + f(x, y-h)}{h^2}, \quad (70d)
\end{aligned}$$

for two-dimensional (2D) simulations. Here h is the interval of the uniform grid and t has been suppressed in the argument of functions. In the standard grid system, the spatial domain is divided into 800 uniform intervals in each direction. All the results shown in section 6.3 are those obtained by the computations with the standard grid. As is already mentioned in section 6.3, the initial disturbance for each simulation is commonly a Gaussian noise with the standard deviation of 0.001, but it is shifted in amplitude so as not to change the total mass in the domain. Furthermore, the Gaussian noise was generated on the basis of 100 grid for 1D and 100×100 grid for 2D simulations so as not to change the initial

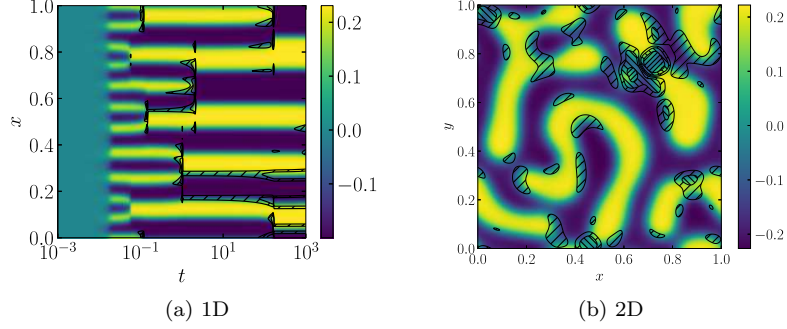


Fig. 7 Grid dependence of the results for the case $c = 3.8$, $\chi_{av} = 1/3$, and $K = 4.3976 \times 10^{-5}$. (a) The difference Δ between the results with standard and double-size coarse grids in the 1D simulation. (b) The difference Δ at $t = 0.2$ between the results with standard and double-size coarse grids in the 2D simulation. The three types of hatched area, namely the upward hatched area with wide interval, the downward hatched area, and the upward hatched area with narrow interval, represent the area where $0.003 < \Delta < 0.01$, $0.01 < \Delta < 0.03$, and $0.03 < \Delta$. The scale in the legend shows $\chi - \chi_{av}$.

disturbance for different grid systems. The minimum length of the generated randomness is eight-times longer than the interval of the standard grid (800 for 1D and 800×800 for 2D) in each spatial direction. This rather artificial care enables us to check the grid convergence of the numerical solutions, with keeping the randomness of the initial disturbance.

The time integration of the discretized system for 1D has been carried out by implementing the double-precision version of LSODA code in the ODEPACK developed by the Lawrence Livermore National Laboratory, which is available from <http://www.netlib.org/odepack/> as of August 22, 2017. The code uses the Adams (predictor-corrector) method in the non-stiff case and the Backward Differentiation Formula (BDF) method in the stiff case, and it is decided adaptively which method to use. Actually, however, the Adams method was used only at the first time step in all of our simulations. The code uses both the variable timestep and the multistep, and the size of timestep and the degree of multistep (up to four steps) are optimized automatically as well. For the details of related optimization principle and features of LSODA itself, the reader is referred to [12], as well as the summary text “odkd-sum” in the ODEPACK.

In the meantime, the time integration of the discretized system for 2D has been carried out by the explicit two-steps Runge–Kutta method, which is of the second order accuracy. If we symbolically rewrite (70) as $\partial\chi/\partial t = F(\chi)$, the time integration has been carried out by the following set of the prediction and correction steps

$$\tilde{\chi}_{n+1} = \chi_n + F(\chi_n)\Delta t_{n+1}, \quad (71a)$$

$$\chi_{n+1} = \chi_n + \frac{1}{2}\{F(\chi_n) + F(\tilde{\chi}_{n+1})\}\Delta t_{n+1}, \quad (71b)$$

where χ_n denotes the value of χ at $t = t_n$ ($t_0 = 0$) and $\Delta t_{n+1} = t_{n+1} - t_n$. The correction step is taken only once in a single time step, namely the so-called PEC mode is adopted. The timestep Δt_{n+1} is fixed, in contrast to 1D simulations, as 1×10^{-9} for the standard grid (800×800), 2×10^{-8} for 400×400 grid, 2×10^{-7} for 200×200 grid, and 2×10^{-6} for 100×100 grid. We implemented the LSODA code as well for the time integration in 2D. However, it turned out to be very time consuming and had to be limited only to four- or more-times coarse grids. For the four- or more-times coarse grids, we had a reasonable agreement between the results of Runge-Kutta and LSODA codes.

The present scheme for both 1D and 2D is not based on a mass preserving method. Nevertheless, we observed that the total mass was perfectly preserved in 1D simulations. In contrast, in 2D simulations, a straightforward implementation caused a gradual change of

the total mass in the domain in both the Runge-Kutta and LSODA codes, which could affect the main feature of the phase transition in the system. We therefore renormalize the total mass at the beginning of every time step. The adverse side effect of this remedy should be carefully assessed. We thus performed the simulations without renormalization for the same grid and those with renormalization for a more refined grid as well. The multiplied factor for the renormalization was close to unity, the deviation from which was about 1.47×10^{-11} for the standard grid (800×800), 5.50×10^{-10} for 400×400 grid, and 2.15×10^{-8} for 200×200 grid. The size of deviations per unit time was decreasing from 0.10 (for 200×200 grid) to 0.028 or 0.015 (for 400×400 or 800×800 grid), showing the improvement of reliability by a grid refinement. We did not find any qualitative difference among the above three types of simulations, such as the spatial arrangement of different phases, the number of the dilute/dense regions. However, due to slight differences of the instance of merging and of the interface position, the grid dependence of χ at a fixed position and time is not necessarily small, see figure 7. All the numerical results presented in section 6.3 are those obtained with the standard grid and with the remedy of total mass renormalization.

Acknowledgements The present work was supported in part by JSPS KAKENHI Grant Number 17K18840 and by JSPS and MAEDI under the Japan-France Integrated Action Program (SAKURA).

References

1. S. Chapman and T.G. Cowling, *The Mathematical Theory of Non-uniform Gases*, 3rd ed. (Cambridge University Press, Cambridge, 1995), Chap. 16.
2. J.O. Hirschfelder, C.F. Curtiss, and R.B. Bird, *The Molecular Theory of Gases and Liquids* (Wiley, New York, 1964), Sec. 9.3.
3. M. Grmela, J. Stat. Phys. **3**, 347 (1971).
4. A. Frezzotti, L. Gibelli, and S. Lorenzani, Phys. Fluids **17** 012102 (2005).
5. K. Kobayashi, K. Ohashi, and M. Watanabe, AIP Conference Proceedings **1501**, 1145 (2012).
6. A. Frezzotti and P. Barbante, Mech. Eng. Reviews **4**, 16-00540 (2017).
7. M.R. Swift, E. Orlandini, W.R. Osborn, and J.M. Yeomans, Phys. Rev. E **54**, 5041 (1996).
8. G. Gonnella, A. Lamura, and V. Sofonea, Phys. Rev. E **76**, 036703 (2007).
9. J.S. Rowlinson and B. Widom, *Molecular Theory of Capillarity* (Dover, New York, 2002), Sec. 1.4 and Chap. 3.
10. E.A. Carlen, M.C. Carvalho, R. Esposito, J.L. Lebowitz, and R. Marra, Molecular Physics **103**, 3141 (2005).
11. N.G. van Kampen, Phys. Rev. **135**, A362 (1964).
12. E. Hairer, S.P. Norsett, G. Wanner, *Solving Ordinary Differential Equations I* (Springer-Verlag, Berlin, 1987), Chap. III.

