

# Stochastic Conjugate Gradient Algorithm with Variance Reduction

Xiao-Bo Jin, Xu-Yao Zhang, Kaizhu Huang and Guang-Gang Geng

**Abstract**—Conjugate gradient methods are a class of important methods for solving linear equations and nonlinear optimization problems. In this work, we propose a new stochastic conjugate gradient algorithm with variance reduction (CGVR<sup>1</sup>), and we prove its linear convergence with the Fletcher and Reeves method for strongly convex and smooth functions. We experimentally demonstrate that the CGVR algorithm converges faster than its counterparts for four learning models, which may be convex, nonconvex or nonsmooth. Additionally, its area under the curve (AUC) performance on six large-scale datasets is comparable to that of the LIBLINEAR solver for the  $L_2$ -regularized  $L_2$ -loss but with a significant improvement in computational efficiency.

**Index Terms**—Empirical risk minimization, Stochastic conjugate gradient, Covariance reduction, Linear convergence, Computational efficiency

## I. INTRODUCTION

Empirical risk minimization (ERM) is a principle in statistical learning theory for providing theoretical bounds on the performance of learning algorithms. ERM is defined as

$$\min_w f(w) = \frac{1}{n} \sum_{i=1}^n f_i(w), \quad (1)$$

where  $w \in R^d$  is the parameter of a machine learning model,  $n$  is the sample size, and each  $f_i(w) : R^d \rightarrow R$  estimates how well parameter  $w$  fits the data of the  $i$ -th sample. This approach has been widely used to solve classification [1], regression [2], clustering [3] and ranking [4], [5], among others.

Stochastic gradient descent (SGD) [6] and its variants [7], [8] are the most widely used algorithms for minimizing the empirical risk (1) in many large-scale machine learning problems. Kingma and Diederik [9] introduced the Adam method, which computes the adaptive learning rates for each parameter. Sutskever et al. [10] showed that SGD with momentum, using a well-designed random initialization and a slowly increasing schedule for the momentum parameter, could train both DNNs and RNNs. However, the success of these SGD variants heavily relies on the setting of the initial learning rate and the decay strategy of the learning rate.

The disadvantage of SGD is that the randomness introduces a variance, which slows the convergence. Le Roux et al. [11]

proposed stochastic average gradient (SAG) to achieve a variance reduction effect for SGD. Shalev-Shwartz and Zhang [12] introduced stochastic dual coordinate ascent (SDCA) to train convex linear prediction problems with a linear convergence rate. However, both methods require storing all gradients (or dual variables), thus making them unsuitable for complex applications where storing all gradients is impractical. The stochastic variance reduced gradient (SVRG) method proposed by Johnson and Zhang [13] accelerates the convergence of stochastic first-order methods by reducing the variance of the gradient estimates.

Another promising line of work is devoted to the stochasticization of the second-order quasi-Newton method, particularly the L-BFGS algorithm. Wang et al. [14] studied stochastic quasi-Newton methods for nonconvex stochastic optimization. Mokhtari and Ribeiro [15] used stochastic gradients in lieu of deterministic gradients to determine the descent directions and approximate the objective function's curvature. Moritz et al. [16] introduced a stochastic variant of L-BFGS (SLBFGS) that incorporated the idea of variance reduction. Gower et al. [17] proposed a new limited-memory stochastic block BFGS update with the variance reduction approach SVRG. However, the limited-memory stochastic quasi-Newton methods often require  $m$  vector pairs to efficiently compute product  $H \nabla f$  ( $H$  is the Hessian), which may be prohibitive in the case of limited memory for large-scale machine learning problems.

Fletcher and Reeves [18] first showed how to extend the linear conjugate gradient (CG) method to nonlinear functions, which is called the FR method. Polak and Ribiere [19] proposed another CG method known as the PR method. Gilbert and Nocedal proved that the modified PR method  $\beta_k^{PR+} = \max\{0, \beta_k^{PR}\}$  with Wolfe-Powell linear search is globally convergent under a sufficient descent condition. In practical computation, the PR method, HS [20] method, and LS [21] method are generally believed to be the most efficient CG methods because they essentially restart if a bad direction occurs. Although the convergence of the CD [22] method, DY [23] method, and FR method has been established, their numerical results are not good.

In this work, we propose a stochastic variant of the CG method called CGVR, which integrates the variance reduction method. The proposed method has the following advantages: (1) It only requires a few iterations to quickly converge because of the idea of SVRG, but it converges more quickly than SVRG because of the use of the CG rather than the general gradient. (2) The parameters of CGVR are not sensitive to the datasets, and the empirical settings always work well;

Xiao-Bo Jin is with the Department of Information Science and Engineering, Henan University of Technology, Zhengzhou, Henan, China, 450001, email: xbjin9801@gmail.com; Xu-Yao Zhang is an Associate Professor at the National Laboratory of Pattern Recognition (NLPR), Institute of Automation, Chinese Academy of Sciences, Beijing, China; Kaizhu Huang works as the Head of the Department of Electrical and Electronic Engineering at Xian Jiaotong-Liverpool University; Guang-Gang Geng is with the Computer Network Information Center, Chinese Academy of Sciences, Beijing.

<sup>1</sup>CGVR algorithm is available on github: <https://github.com/xbjin/cgvr>

in particular, its step size is determined through a Wolfe line search. (3) It only stores the last gradient vector similar to CG; in contrast, the quasi-Newton variants often store a set of vector pairs. (4) CGVR with  $L_2$ -regularized  $L_2$ -loss achieves a generalization performance comparable to that of the LIBLINEAR solver [24] in less running time for large-scale machine learning problems.

Our **contributions** are as follows:

(1) We propose a stochastic variant of the CG method with variance reduction, where both Wolfe line search and gradient computation are built on subsamples.

(2) We prove the linear convergence of CGVR with the Fletcher and Reeves method for strongly convex and smooth functions.

(3) We conduct a series of experiments on six large-scale datasets with four state-of-the-art learning models, which may be convex, nonconvex, or nonsmooth. The experimental results show that CGVR converges faster on large-scale datasets than several other algorithms, and its area under the curve (AUC) performance with  $L_2$ -regularized  $L_2$ -loss is comparable to that of the LIBLINEAR solver with a significant improvement in computational efficiency.

The remainder of this paper is organized as follows. In Section 2, we briefly introduce the SVRG and SLBFGS algorithms. In Section 3, we propose our CGVR algorithm and prove its linear convergence for strongly convex and smooth functions. In Section 4, we conduct experiments on convergence and generalization to compare CGVR with its counterparts. Finally, we draw some conclusions in Section 5.

## II. SVRG AND SLBFGS ALGORITHMS

### A. SVRG Algorithm

The SVRG algorithm was proposed by Johnson and Zhang [13] for optimizing (1) and is depicted in Alg. 1.

---

#### Algorithm 1 Stochastic Variance Reduced Gradient

---

Given  $w_0$ , update frequency  $m$ , step size  $\alpha$

**for**  $k = 0, 1, \dots, T$  **do**

$u_k = \nabla f(w_k)$

$x_0 = w_k$

**for**  $t = 0, 1, \dots, m - 1$  **do**

        Randomly select  $i_t \in \{1, 2, \dots, n\}$

$g_t = \nabla f_{i_t}(x_t) - \nabla f_{i_t}(x_0) + u_k$

$x_{t+1} = x_t - \alpha g_t$

**end for**

**Option I:**  $w_{k+1} = x_m$

**Option II:**  $w_{k+1}$  for randomly chosen  $t \in \{1, 2, \dots, m\}$

**end for**

---

There are two loops in Alg. 1. In the outer loop, the full gradient  $u_k$  is computed. We retain a snapshot  $x_0$  of  $w$  after every  $m$  SGD iterations. In the inner loop, we randomly select an example from the dataset  $X$  to produce a variance-reduced gradient estimate (see the proof of Theorem 1 in [13]). There are two options to select the next  $w$  (e.g.,  $w_{k+1}$ ). Although Option I is a better choice than Option II because it takes more iterations to obtain the next  $w$ , the convergence analysis is only available for Option II [13].

### B. SLBFGS

For a subset  $\mathcal{S} \subset \{1, 2, \dots, n\}$ , we define the subsampled function  $f_{\mathcal{S}}(w)$  as

$$f_{\mathcal{S}}(w) = \frac{1}{|\mathcal{S}|} \sum_{i \in \mathcal{S}} f_i(w), \quad (2)$$

where  $|\mathcal{S}|$  denotes the number of elements in the set  $\mathcal{S}$ . Correspondingly, our algorithm uses the stochastic estimates of the gradient  $\nabla f_{\mathcal{S}}$ . In addition, we use stochastic approximations for the inverse Hessian  $\nabla^2 f_{\mathcal{T}}$ , where  $\mathcal{T} \subset \{1, 2, \dots, n\}$  is different from  $\mathcal{S}$  to decouple the estimation of the gradient from the estimation of the Hessian.

The algorithm performs a full gradient computation every  $m$  iterations and updates the inverse Hessian approximation every  $L$  iterations. The vector  $y_r$  is computed by the product of the stochastic approximation of the Hessian and the vector  $s_r$ , where  $s_r$  is the difference of two consecutive sequences with length  $L$ . The product  $H_r g_t$  is directly obtained from the two-loop recursion, whose inputs are the most recent  $M$  vector pairs  $\{(s_j, y_j)\}_{j=r-M+1}^r$ .

---

#### Algorithm 2 Stochastic L-BFGS

---

Initialize  $r = 0$

$H_0 = I$

**for**  $k = 0, 1, \dots, T$  **do**

$u_k = \nabla f(w_k)$

$x_0 = w_k$

**for**  $t = 0, 1, \dots, m - 1$  **do**

        Sample a minibatch  $\mathcal{S}_{k,t} \subset \{1, 2, \dots, n\}$

$g_t = \nabla f_{\mathcal{S}_{k,t}}(x_t) - \nabla f_{\mathcal{S}_{k,t}}(x_0) + u_k$

$x_{t+1} = x_t - \alpha H_r g_t$

**if**  $t \bmod L == 0$  **then**

$r = r + 1$

$v_r = \frac{1}{L} \sum_{j=t-L}^{t-1} x_j$

            Sample a minibatch  $\mathcal{T}_r \subset \{1, 2, \dots, n\}$

$s_r = v_r - v_{r-1}$

$y_r = \nabla^2 f_{\mathcal{T}_r}(v_r) s_r$

            Compute  $H_r g_t$  with  $g_t$  and  $\{(s_j, y_j)\}_{j=r-M+1}^r$  by two-loop recursion

**end if**

**end for**

**Option I:**  $w_{k+1} = x_m$

**Option II:**  $w_{k+1}$  for randomly chosen  $t \in \{1, 2, \dots, m\}$

**end for**

---

## III. STOCHASTIC CONJUGATE GRADIENT WITH VARIANCE REDUCTION

Although SVRG accelerates the convergence of SGD by reducing the variance of the gradient estimates, it is sensitive to the learning rate. SLBFGS requires  $M$  vector pairs to compute the product  $H \nabla f$ , and it needs to calculate the Hessian matrix  $H$ . In the following, we propose a new algorithm called stochastic conjugate gradient with variance reduction (CGVR) to overcome the above disadvantages.

### A. Framework of Algorithm

We adapt the CG algorithm [25] from SVRG to obtain the CGVR algorithm in Alg. 3. We compute a variance-reduced gradient  $\mathbf{g}_{t+1}$  on the set  $\mathcal{S}_{k,t} \subset \{1, 2, \dots, n\}$ , which is randomly generated in the  $t$ -th loop of the  $k$ -th iteration:

$$\mathbf{g}_{t+1} = \nabla f_{\mathcal{S}_{k,t}}(\mathbf{x}_{t+1}) - \nabla f_{\mathcal{S}_{k,t}}(\mathbf{x}_0) + \mathbf{u}_k, \quad (3)$$

where  $\mathbf{g}_{t+1}$  corresponds to  $\nabla f(\mathbf{x}_{t+1})$  in the CG algorithm, and  $\nabla f_{\mathcal{S}_{k,t}}(\cdot)$  is computed by (2).

Polak and Ribiere is a popular and important method in CG, which defines parameter  $\beta_{t+1}$  as follows:

$$\beta_{t+1}^{PR} = \frac{\mathbf{g}_{t+1}^T (\mathbf{g}_{t+1} - \mathbf{g}_t)}{\mathbf{g}_t^T \mathbf{g}_t}. \quad (4)$$

Simultaneously, the Fletcher-Reeves method uses another approach to compute  $\beta_{t+1}$ :

$$\beta_{t+1}^{FR} = \frac{\|\mathbf{g}_{t+1}\|^2}{\|\mathbf{g}_t\|^2}. \quad (5)$$

We use a trick to set  $\beta_{t+1} = 0$  and restart [26] the iteration with the steepest descent step at the beginning of each iteration. Restarting will periodically refresh the algorithm and erase old information that may not be beneficial. Nocedal and J. Wright [25] (see Equation (5.51) on Page 124) provide a strong theoretical result about restarting: It leads to  $m$ -step quadratic convergence, that is,

$$\|\mathbf{x}_{t+m} - \mathbf{x}^*\| = O(\|\mathbf{x}_t - \mathbf{x}^*\|^2), \quad (6)$$

where  $\mathbf{x}^*$  is a local minimizer of the function.

The search direction  $\mathbf{p}_t$  may fail to be a descent direction unless  $\alpha_t$  satisfies certain conditions. We can avoid this situation by requiring the step length  $\alpha_t$  to satisfy the strong Wolfe conditions, which are

$$f(\mathbf{x}_t + \alpha_t \mathbf{p}_t) \leq f(\mathbf{x}_t) + c_1 \alpha_t \nabla f(\mathbf{x}_t)^T \mathbf{p}_t, \quad (7)$$

$$|\nabla f(\mathbf{x}_t + \alpha_t \mathbf{p}_t)^T \mathbf{p}_t| \leq -c_2 \nabla f(\mathbf{x}_t)^T \mathbf{p}_t, \quad (8)$$

where  $0 < c_1 < c_2 < 1$ . In our experiments, we computed parameter  $\beta$  as

$$\beta_{t+1}^{PR+} = \max\{\beta_{t+1}^{PR}, 0\}, \quad (9)$$

which leads to the  $PR^+$  method; then, the strong Wolfe condition ensures that the descent property holds.

Note that

$$\nabla f(\mathbf{x}_t) = \mathbb{E}[\mathbf{g}_t]. \quad (10)$$

CGVR uses  $f_{\mathcal{S}_{k,t}}(\mathbf{x}_t + \alpha_t \mathbf{p}_t)$  rather than  $f(\mathbf{x}_t + \alpha_t \mathbf{p}_t)$  to search for the steps that satisfy the following conditions:

$$f_{\mathcal{S}_{k,t}}(\mathbf{x}_t + \alpha_t \mathbf{p}_t) \leq f_{\mathcal{S}_{k,t}}(\mathbf{x}_t) + c_1 \alpha_t \nabla f_{\mathcal{S}_{k,t}}(\mathbf{x}_t)^T \mathbf{p}_t, \quad (11)$$

$$|\nabla f_{\mathcal{S}_{k,t}}(\mathbf{x}_t + \alpha_t \mathbf{p}_t)^T \mathbf{p}_t| \leq -c_2 \nabla f_{\mathcal{S}_{k,t}}(\mathbf{x}_t)^T \mathbf{p}_t. \quad (12)$$

Although  $f(\mathbf{x}_t + \alpha_t \mathbf{p}_t)$  is also possible, using  $f_{\mathcal{S}_{k,t}}(\mathbf{x}_t + \alpha_t \mathbf{p}_t)$  for the linear search will clearly be faster. The values  $c_1 = 10^{-4}$  and  $c_2 = 0.1$  are commonly used in the CG algorithm. The initial search step is set to 1.

Since  $\mathbf{g}_t$  in the CGVR algorithm replaces the role of  $\nabla f(\mathbf{x}_t)$  in the classical CG algorithm, to borrow some conclusions of

the CG algorithm, we also use the following condition in the convergence analysis:

$$|\mathbf{g}_{t+1}^T \mathbf{p}_t| \leq -c_2 \mathbf{g}_t^T \mathbf{p}_t. \quad (13)$$

---

### Algorithm 3 Stochastic Conjugate Gradient with Variance Reduction

---

Given  $\mathbf{w}_0$   
 $\mathbf{h}_0 = \nabla f(\mathbf{w}_0)$   
**for**  $k = 0, 1, \dots, T - 1$  **do**  
 $\mathbf{u}_k = \nabla f(\mathbf{w}_k)$   
 $\mathbf{x}_0 = \mathbf{w}_k$   
 $\mathbf{g}_0 = \mathbf{h}_k$   
 $\mathbf{p}_0 = -\mathbf{g}_0$   
**for**  $t = 0, \dots, m - 1$  **do**  
Sample a minibatch  $\mathcal{S}_{k,t} \subset \{1, 2, \dots, N\}$   
Call the line search algorithm to find  $\alpha_t$  approximately optimize:  

$$\min_{\alpha} f_{\mathcal{S}_{k,t}}(\mathbf{x}_t + \alpha \mathbf{p}_t).$$

$$\mathbf{x}_{t+1} = \mathbf{x}_t + \alpha_t \mathbf{p}_t$$

$$\text{Compute } \mathbf{g}_{t+1} = \nabla f_{\mathcal{S}_{k,t}}(\mathbf{x}_{t+1}) - \nabla f_{\mathcal{S}_{k,t}}(\mathbf{x}_0) + \mathbf{u}_k$$

$$\text{Compute } \beta \text{ by}$$

**Option I:**

$$\beta_{t+1}^{PR+} = \max\left\{\frac{\mathbf{g}_{t+1}^T (\mathbf{g}_{t+1} - \mathbf{g}_t)}{\mathbf{g}_t^T \mathbf{g}_t}, 0\right\}$$

**Option II:**

$$\beta_{t+1}^{FR} = \frac{\|\mathbf{g}_{t+1}\|^2}{\|\mathbf{g}_t\|^2}$$

$$\mathbf{p}_{t+1} = -\mathbf{g}_{t+1} + \beta_{t+1} \mathbf{p}_t$$

**end for**

$$\mathbf{h}_{k+1} = \mathbf{g}_m$$

**Option I:**  $\mathbf{w}_{k+1} = \mathbf{x}_m$

**Option II:**  $\mathbf{w}_{k+1} = \mathbf{x}_t$  for randomly chosen  $t \in \{0, 1, \dots, m - 1\}$

**end for**

---

The ideal step length would be the global minimizer of the univariate function  $\phi(\cdot)$  defined by

$$\phi(\alpha) = f_{\mathcal{S}_{k,t}}(\mathbf{x}_t + \alpha \mathbf{p}_t). \quad (14)$$

We can perform an inexact line search to identify a step length. The line search algorithm [25] is divided into two steps: the first step begins from an initial estimate  $\alpha_1$  and constantly increases this estimate until it finds a suitable step length or a range that includes the desired step length; the second step is invoked by calling a function called *zoom*, which successively decreases the size of the interval until an acceptable step length is identified.

We stop the line search and *zoom* procedure if it cannot obtain a lower function value after 20 iterations. In the *zoom* procedure, we use the middle point of the interval as a new candidate rather than complex quadratic, cubic, or bisection interpolation. These tricks work well in practice.

Finally, we use Option I to obtain the next  $\mathbf{w}$ , but the convergence analysis is only available for Option II.

### B. Convergence Analysis

For the convenience of discussion, we define

$$\delta_f(\mathbf{x}) = f(\mathbf{x}) - f(\mathbf{w}_*), \quad f_t = f(\mathbf{x}_t), \quad \nabla f_t = \nabla f(\mathbf{x}_t). \quad (15)$$

We now investigate the convergence of the CGVR algorithm by updating  $\beta_t$  with Fletcher-Reeves update (5) (Option II).

In the following discussion, we use  $\beta_t$  to represent  $\beta_t^{FR}$  unless otherwise specified. Our analysis uses the following assumptions.

**Assumption 1.** The CGVR algorithm is implemented with a step length  $\alpha_t$  that satisfies  $\alpha_t \in [\alpha_{lo}, \alpha_{hi}]$  ( $0 < \alpha_{lo} < \alpha_{hi}$ ) and condition (13) with  $c_2 < 1/5$ .

**Assumption 2.** The function  $f_i$  is twice continuously differentiable for each  $1 \leq i \leq n$ , and there exist constants  $0 < \lambda \leq \Lambda$  such that

$$\lambda I \preceq \nabla^2 f_S(\mathbf{x}) \preceq \Lambda I \quad (16)$$

for all  $\mathbf{x} \in \mathbb{R}^d$  and all  $S \subset \{1, 2, \dots, N\}$ .

**Assumption 3.** There exists  $\hat{\beta} < 1$  such that

$$\beta_{t+1} = \frac{\|\mathbf{g}_{t+1}\|^2}{\|\mathbf{g}_t\|^2} \leq \hat{\beta}. \quad (17)$$

In the following Lemmas 1 and 2, we estimate the lower bound of  $\|\nabla f(\mathbf{x})\|$  and the upper bound of  $\mathbb{E}[\|\mathbf{g}_t\|^2]$ , whose proofs are provided in Lemmas 5 and 6 of [16].

**Lemma 1.** Suppose that  $f$  is continuously differentiable and strongly convex with parameter  $\lambda$ . Let  $\mathbf{w}_*$  be the unique minimizer of  $f$ . Then, for any  $\mathbf{x} \in \mathbb{R}^d$ , we have

$$\|\nabla f(\mathbf{x})\|^2 \geq 2\lambda\delta_f(\mathbf{x}). \quad (18)$$

**Lemma 2.** Let  $\mathbf{w}_*$  be the unique minimizer of  $f$ . Let  $\mathbf{u}_k = \nabla f(\mathbf{w}_k)$ , and let  $\mathbf{g}_t = \nabla f_{S_{k,t}}(\mathbf{x}_t) - \nabla f_{S_{k,t}}(\mathbf{w}_k) + \mathbf{u}_k$  be the variance-reduced stochastic gradient. Taking an expectation with respect to  $S_{k,t}$ , we obtain

$$\mathbb{E}[\|\mathbf{g}_t\|^2] \leq 4\Lambda(\delta_f(\mathbf{x}_t) + \delta_f(\mathbf{w}_k)). \quad (19)$$

The following Theorem 1 is used to estimate the upper and lower bounds of  $\mathbf{g}_t^T \mathbf{p}_t / \|\mathbf{g}_t\|^2$ , which is proven using the mathematical induction method; see Lemma 5.6 in [25] for details.

**Theorem 1.** Suppose that the CGVR (or CG) algorithm is implemented with step length  $\alpha_t$  that satisfies condition (13) with  $0 < c_2 < 1/2$ ; then, the FR method [27], [25] generates descent directions  $\mathbf{p}_k$  that satisfy

$$-\frac{1}{1-c_2} \leq \frac{\mathbf{g}_t^T \mathbf{p}_t}{\|\mathbf{g}_t\|^2} \leq \frac{2c_2-1}{1-c_2}. \quad (20)$$

The following two theorems will state our main results.

**Theorem 2.** Suppose that Assumptions 1 and 3 hold for Alg. 3. Then, for any  $t$ , we have

$$\mathbb{E}[\|\mathbf{p}_t\|^2] \leq \eta(t)\mathbb{E}[\|\mathbf{g}_0\|^2], \quad (21)$$

where

$$\eta(t) = \frac{2}{1-\hat{\beta}}\hat{\beta}^t - \frac{1+\hat{\beta}}{1-\hat{\beta}}\hat{\beta}^{2t}. \quad (22)$$

*Proof.* Combining condition (13) with Thm. (1), we have

$$\begin{aligned} -\mathbf{g}_t^T \mathbf{p}_{t-1} &\leq -c_2 \mathbf{g}_{t-1}^T \mathbf{p}_{t-1} \\ &\leq \frac{c_2}{1-c_2} \|\mathbf{g}_{t-1}\|^2. \end{aligned} \quad (23)$$

According to Assumption 3, we obtain

$$\mathbb{E}[\|\mathbf{g}_t\|^2] \leq \hat{\beta} \mathbb{E}[\|\mathbf{g}_{t-1}\|^2]. \quad (24)$$

Then, we use (23) and (24) to bound  $\mathbb{E}[\|\mathbf{p}_t\|^2]$ ,

$$\begin{aligned} \mathbb{E}[\|\mathbf{p}_t\|^2] &= \mathbb{E}[\|\beta_t \mathbf{p}_{t-1} - \mathbf{g}_t\|^2] \\ &= \mathbb{E}[\|\mathbf{g}_t\|^2] - 2\beta_t \mathbb{E}[\mathbf{g}_t^T \mathbf{p}_{t-1}] + \beta_t^2 \mathbb{E}[\|\mathbf{p}_{t-1}\|^2] \\ &\leq \hat{\beta} \mathbb{E}[\|\mathbf{g}_{t-1}\|^2] + \frac{2\hat{\beta}c_2}{1-c_2} \mathbb{E}[\|\mathbf{g}_{t-1}\|^2] \\ &\quad + \hat{\beta}^2 \mathbb{E}[\|\mathbf{p}_{t-1}\|^2] \\ &= \hat{\beta} \frac{1+c_2}{1-c_2} \mathbb{E}[\|\mathbf{g}_{t-1}\|^2] + \hat{\beta}^2 \mathbb{E}[\|\mathbf{p}_{t-1}\|^2]. \end{aligned} \quad (25)$$

According to the monotonically increasing property of the function  $(1+x)/(1-x)$  with  $0 < x < 1$  and  $c_2 < 1/5 < 1/3$ , we can conclude that

$$\frac{1+c_2}{1-c_2} < \frac{1+1/3}{1-1/3} = 2. \quad (26)$$

Thus, we can immediately obtain the following inequality:

$$\mathbb{E}[\|\mathbf{p}_t\|^2] \leq 2\hat{\beta} \mathbb{E}[\|\mathbf{g}_{t-1}\|^2] + \hat{\beta}^2 \mathbb{E}[\|\mathbf{p}_{t-1}\|^2]. \quad (27)$$

At the beginning of the  $k$ -th iteration, we have

$$\mathbf{p}_0 = -\mathbf{g}_0. \quad (28)$$

Furthermore, we unfold (24) until we reach  $\mathbf{g}_0$ :

$$\mathbb{E}[\|\mathbf{g}_t\|] \leq \hat{\beta}^t \mathbb{E}[\|\mathbf{g}_0\|]. \quad (29)$$

According to (27) and (29), we further obtain

$$\begin{aligned} \mathbb{E}[\|\mathbf{p}_t\|^2] &\leq 2\hat{\beta}(\mathbb{E}[\|\mathbf{g}_{t-1}\|^2] + \hat{\beta}^2 \mathbb{E}[\|\mathbf{g}_{t-2}\|^2] \\ &\quad + \dots + (\hat{\beta}^2)^{t-1} \mathbb{E}[\|\mathbf{g}_0\|^2]) + (\hat{\beta}^2)^t \mathbb{E}[\|\mathbf{p}_0\|^2] \\ &= 2\hat{\beta}(\hat{\beta}^{t-1} \mathbb{E}[\|\mathbf{g}_0\|^2] + (\hat{\beta}^2)\hat{\beta}^{t-2} \mathbb{E}[\|\mathbf{g}_0\|^2] \\ &\quad + \dots + (\hat{\beta}^2)^{t-1} \mathbb{E}[\|\mathbf{g}_0\|^2]) + (\hat{\beta}^2)^t \mathbb{E}[\|\mathbf{g}_0\|^2] \\ &= 2\hat{\beta} \mathbb{E}[\|\mathbf{g}_0\|^2] \sum_{j=0}^{t-1} (\hat{\beta}^2)^j \hat{\beta}^{t-1-j} + (\hat{\beta}^2)^t \mathbb{E}[\|\mathbf{g}_0\|^2] \\ &= 2\hat{\beta}^t \mathbb{E}[\|\mathbf{g}_0\|^2] \sum_{j=0}^{t-1} \hat{\beta}^j + (\hat{\beta}^2)^t \mathbb{E}[\|\mathbf{g}_0\|^2] \\ &= \left( 2\hat{\beta}^t \frac{1-\hat{\beta}^t}{1-\hat{\beta}} + \hat{\beta}^{2t} \right) \mathbb{E}[\|\mathbf{g}_0\|^2] \\ &= \frac{1}{1-\hat{\beta}} (2\hat{\beta}^t - (\hat{\beta}+1)\hat{\beta}^{2t}) \mathbb{E}[\|\mathbf{g}_0\|^2] \\ &= \eta(t) \mathbb{E}[\|\mathbf{g}_0\|^2], \end{aligned} \quad (30)$$

where

$$\eta(t) = \frac{2}{1-\hat{\beta}}\hat{\beta}^t - \frac{1+\hat{\beta}}{1-\hat{\beta}}\hat{\beta}^{2t}. \quad (31)$$

□

**Theorem 3.** Suppose that Assumptions 1, 2 and 3 hold. Let  $\mathbf{w}_*$  be the unique minimizer of  $f$ . Then, for all  $k \geq 0$ , we have

$$\mathbb{E}[f(\mathbf{w}_k) - f(\mathbf{w}_*)] \leq \xi^k \mathbb{E}[f(\mathbf{w}_0) - f(\mathbf{w}_*)], \quad (32)$$

where the convergence rate is given by

$$\xi = \frac{1 + \hat{\beta}\alpha_{hi}\Lambda(m-1) + 4\Lambda^2\alpha_{hi}^2/(1-\hat{\beta})^2}{(2\alpha_{lo}\lambda - \hat{\beta}\alpha_{hi}\Lambda)m + \hat{\beta}\alpha_{hi}\Lambda} < 1, \quad (33)$$

assuming that we choose  $\alpha_{hi}/\alpha_{lo} < \lambda/(\hat{\beta}\Lambda)$  and a sufficiently large  $m$  to satisfy

$$m \geq \frac{1 - 2\hat{\beta}\alpha_{hi}\Lambda + 4\Lambda^2\alpha_{hi}^2/(1-\hat{\beta})^2}{2\alpha_{lo}\lambda - 2\hat{\beta}\alpha_{hi}\Lambda}. \quad (34)$$

*Proof.* Using the Lipschitz continuity of  $\nabla f$  and Assumption 2, we have

$$f(\mathbf{x}_{t+1}) \leq f(\mathbf{x}_t) + \nabla f(\mathbf{x}_t)^T(\mathbf{x}_{t+1} - \mathbf{x}_t) + \frac{\Lambda}{2}\|\mathbf{x}_{t+1} - \mathbf{x}_t\|^2. \quad (35)$$

Note that  $\mathbf{p}_0 = -\mathbf{g}_0$ ; then, we have  $\nabla f_0^T E[\mathbf{p}_0] = -\|\nabla f_0\|^2$ . Since  $\mathbf{p}_t = -\mathbf{g}_t + \beta_t \mathbf{p}_{t-1}$  ( $t \geq 1$ ) and the random variables  $\mathbf{g}_t$  and  $\mathbf{p}_{t-1}$  are independent, with (10), (13) and (20), we have

$$\begin{aligned} \nabla f_t^T \mathbb{E}[\mathbf{p}_t] &= \mathbb{E}[\mathbf{g}_t]^T \mathbb{E}[-\mathbf{g}_t + \beta_t \mathbf{p}_{t-1}] \\ &= -\|\nabla f_t\|^2 + \beta_t \mathbb{E}[\mathbf{g}_t^T \mathbf{p}_{t-1}] \\ &\leq -\|\nabla f_t\|^2 - \beta_t c_2 \mathbb{E}[\mathbf{g}_{t-1}^T \mathbf{p}_{t-1}] \\ &\leq -\|\nabla f_t\|^2 + \beta_t \frac{c_2}{1-c_2} \mathbb{E}[\|\mathbf{g}_{t-1}\|^2] \\ &\leq -\|\nabla f_t\|^2 + \frac{1}{4}\hat{\beta}\mathbb{E}[\|\mathbf{g}_{t-1}\|^2]. \end{aligned} \quad (36)$$

The last expression is obtained from the monotonically increasing characteristic of the function  $x/(1-x)$ . When  $c_2 < 1/5$ ,

$$\frac{c_2}{1-c_2} < \frac{1/5}{1-1/5} = \frac{1}{4} \quad (37)$$

Taking expectations on both sides of (35), we obtain

$$\begin{aligned} \mathbb{E}[f_{t+1}] &\leq f_t + \nabla f_t^T \mathbb{E}[(\mathbf{x}_{t+1} - \mathbf{x}_t)] \\ &\quad + \frac{\Lambda}{2} \mathbb{E}[\|\mathbf{x}_{t+1} - \mathbf{x}_t\|^2] \\ &\leq f_t + \alpha_t (-\|\nabla f_t\|^2 + \frac{1}{4}\hat{\beta}\mathbb{E}[\|\mathbf{g}_{t-1}\|^2]) + \\ &\quad \frac{\Lambda\alpha_t^2}{2} \mathbb{E}[\|\mathbf{p}_t\|^2] \\ &\leq f_t - \alpha_{lo}\|\nabla f_t\|^2 + \frac{\hat{\beta}\alpha_{hi}}{4} \mathbb{E}[\|\mathbf{g}_{t-1}\|^2] \\ &\quad + \frac{\Lambda\alpha_{hi}^2}{2} \eta(t) \cdot 4\Lambda(\delta_f(\mathbf{x}_0) + \delta_f(\mathbf{w}_k)) \\ &\leq f_t - 2\alpha_{lo}\lambda\delta_f(\mathbf{x}_t) + \hat{\beta}\alpha_{hi}\Lambda(\delta_f(\mathbf{x}_{t-1}) + \delta_f(\mathbf{w}_k)) \\ &\quad + \tau\eta(t)\delta_f(\mathbf{w}_k), \end{aligned} \quad (38)$$

where

$$\tau = 4\Lambda^2\alpha_{hi}^2. \quad (39)$$

Summing over  $t = 0, 1, \dots, m-1$  and using a telescoping sum, we obtain

$$\begin{aligned} \mathbb{E}[f_m] &\leq \mathbb{E}[f_0] - 2\alpha_{lo}\lambda \left( \sum_{t=0}^{m-1} \mathbb{E}[\delta_f(\mathbf{x}_t)] \right) \\ &\quad + \hat{\beta}\alpha_{hi}\Lambda \sum_{t=0}^{m-2} (\mathbb{E}[\delta_f(\mathbf{x}_t)] + \mathbb{E}[\delta_f(\mathbf{w}_k)]) \\ &\quad + \tau\mathbb{E}[\delta_f(\mathbf{w}_k)] \sum_{t=0}^{m-1} \eta(t). \end{aligned} \quad (40)$$

We now compute  $\sum_{t=0}^{m-1} \eta(t)$ ,

$$\begin{aligned} \sum_{t=0}^{m-1} \eta(t) &= \sum_{t=0}^{m-1} \frac{2}{1-\hat{\beta}} \hat{\beta}^t - \frac{1+\hat{\beta}}{1-\hat{\beta}} (\hat{\beta}^2)^t \\ &= \frac{2}{1-\hat{\beta}} \frac{1-\hat{\beta}^m}{1-\hat{\beta}} - \frac{1+\hat{\beta}}{1-\hat{\beta}} \frac{1-\hat{\beta}^{2m}}{1-\hat{\beta}^2} \\ &= \frac{(1-\hat{\beta}^m)^2}{(1-\hat{\beta})^2} \\ &\leq \frac{1}{(1-\hat{\beta})^2}. \end{aligned} \quad (41)$$

Rearranging (40) provides

$$\begin{aligned} 0 &\leq \mathbb{E}[f_0] - \mathbb{E}[f_m] - 2\alpha_{lo}\lambda m \mathbb{E}[\delta_f(\mathbf{w}_{k+1})] \\ &\quad + \hat{\beta}\alpha_{hi}\Lambda(m-1)\mathbb{E}[\delta_f(\mathbf{w}_{k+1})] \\ &\quad + \hat{\beta}\alpha_{hi}\Lambda(m-1)\mathbb{E}[\delta_f(\mathbf{w}_k)] + \tau/(1-\hat{\beta})^2 \mathbb{E}[\delta_f(\mathbf{w}_k)] \\ &\leq \mathbb{E}[(f(\mathbf{w}_k) - f(\mathbf{w}_*))] \\ &\quad + (\hat{\beta}\alpha_{hi}\Lambda(m-1) - 2\alpha_{lo}\lambda m) \mathbb{E}[\delta_f(\mathbf{w}_{k+1})] \\ &\quad + (\hat{\beta}\alpha_{hi}\Lambda(m-1) + \tau/(1-\hat{\beta})^2) \mathbb{E}[\delta_f(\mathbf{w}_k)]. \end{aligned} \quad (42)$$

Furthermore, we have

$$\mathbb{E}[\delta_f(\mathbf{w}_{k+1})] \leq \xi \mathbb{E}[\delta_f(\mathbf{w}_k)], \quad (43)$$

where

$$\xi = \frac{1 + \hat{\beta}\alpha_{hi}\Lambda(m-1) + 4\Lambda^2\alpha_{hi}^2/(1-\hat{\beta})^2}{(2\alpha_{lo}\lambda - \hat{\beta}\alpha_{hi}\Lambda)m + \hat{\beta}\alpha_{hi}\Lambda}. \quad (44)$$

Let  $\xi < 1$ ; then, it follows that

$$m \geq \frac{1 - 2\hat{\beta}\alpha_{hi}\Lambda + 4\Lambda^2\alpha_{hi}^2/(1-\hat{\beta})^2}{2\alpha_{lo}\lambda - 2\hat{\beta}\alpha_{hi}\Lambda}. \quad (45)$$

We observe that for  $\hat{\beta} < 1$ , we have

$$\begin{aligned} &1 - 2\hat{\beta}\alpha_{hi}\Lambda + 4\Lambda^2\alpha_{hi}^2/(1-\hat{\beta})^2 \\ &= (1 - \hat{\beta}\alpha_{hi}\Lambda)^2 + \left( \frac{4}{(1-\hat{\beta})^2} - \hat{\beta}^2 \right) \cdot \Lambda^2\alpha_{hi}^2 \\ &> 0. \end{aligned}$$

Assuming that we choose the step interval  $[\alpha_{lo}, \alpha_{hi}]$  that satisfies

$$\frac{\alpha_{hi}}{\alpha_{lo}} < \frac{\lambda}{\hat{\beta}\Lambda}, \quad (46)$$

then a sufficiently large  $m$  will ensure the linear convergence of CGVR.  $\square$

#### IV. EXPERIMENTS

In this section, we compare our algorithm CGVR with SGD, SVRG [13], CG [25], and SLBFGS [16]. Our experiments show the effectiveness of CGVR on several popular learning models, which may be convex, nonconvex or nonsmooth.

##### A. Descriptions of Models and Datasets

We evaluate these algorithms on four state-of-the-art learning models:

(1) ridge regression (ridge)

$$\min_{\mathbf{w}} \frac{1}{n} \sum_{i=1}^n (y_i - \mathbf{x}_i^T \mathbf{w})^2 + \lambda \|\mathbf{w}\|_2^2, \quad (47)$$

(2) logistic regression (logistic)

$$\min_{\mathbf{w}} \frac{1}{n} \sum_{i=1}^n \ln(1 + \exp(-y_i \mathbf{x}_i^T \mathbf{w})) + \lambda \|\mathbf{w}\|_2^2, \quad (48)$$

(3)  $L_2$ -regularized  $L_1$ -loss SVM (hinge)

$$\min_{\mathbf{w}} \frac{1}{n} \sum_{i=1}^n (1 - y_i \mathbf{x}_i^T \mathbf{w})_+ + \lambda \|\mathbf{w}\|_2^2, \quad (49)$$

(4)  $L_2$ -regularized  $L_2$ -loss SVM (sqhinge)

$$\min_{\mathbf{w}} \frac{1}{n} \sum_{i=1}^n ((1 - y_i \mathbf{x}_i^T \mathbf{w})_+)^2 + \lambda \|\mathbf{w}\|_2^2, \quad (50)$$

where  $\mathbf{x}_i \in R^d$  and  $y_i \in \{-1, +1\}$  are the feature vector and target value of the  $i$ -th example, respectively, and  $\lambda > 0$  is a regularization parameter. We concatenate each row  $\mathbf{x}_i$  of data matrix  $X$  with the number 1 in (47), (48), (49) and (50) such that  $(\mathbf{x}_i, 1)^T(\mathbf{w}, b) = \mathbf{x}_i^T \mathbf{w} + b$ .

We executed all algorithms for the binary classification on six large-scale datasets from the LIBSVM website<sup>2</sup>. The information on the datasets is listed in Tab. I.

TABLE I  
DESCRIPTION OF DATASETS

| Dataset | $n$        | $d$ |
|---------|------------|-----|
| a9a     | 32,561     | 123 |
| covtype | 581,012    | 54  |
| ijcnn1  | 49,990     | 22  |
| w8a     | 49,749     | 300 |
| SUSY    | 5,000,000  | 18  |
| HIGGS   | 11,000,000 | 28  |

##### B. Implementations of Algorithms

In the preprocessing stage, each feature value for all dimensions was scaled into the range of  $[-1, +1]$  by the max-min scaler. All algorithms were implemented in C++ using the armadillo linear algebra library [28] and Intel MKL<sup>3</sup>.

To explore the convergence of the algorithms, we used the entire dataset to minimize the function values of the four learning models. To compare the generalization of the algorithms in classification, we randomly divided the entire

dataset into three parts: 1/3 for testing, 1/5 for validation, and the remainder for training. We used the same divisions for all algorithms. After searching for the optimal parameters on the candidate set to maximize the AUC score on the validation set, we used a model corresponding to the best parameters to estimate the AUC scores on the test set.

SGD, SVRG, CG and CGVR need to calculate the gradient, and S-LBFGS also calculates the Hessian matrix. In our implementations, we used numerical methods to estimate the gradient  $\nabla f(\mathbf{x})$  and Hessian matrix  $\nabla^2 f(\mathbf{x})$  with a small constant  $\epsilon = 10^{-4}$ :

$$\nabla f(\mathbf{x})_i = \frac{f(\mathbf{x} + \epsilon \mathbf{e}_i) - f(\mathbf{x} - \epsilon \mathbf{e}_i)}{2\epsilon}, \quad (51)$$

$$\nabla^2 f(\mathbf{x})_{i,j} = \frac{(f(\mathbf{x} + \epsilon \mathbf{e}_i + \epsilon \mathbf{e}_j) - f(\mathbf{x} + \epsilon \mathbf{e}_i) - f(\mathbf{x} + \epsilon \mathbf{e}_j) + f(\mathbf{x}))}{\epsilon^2}, \quad (52)$$

where the subscript represents the  $i$ -th (or  $\{i, j\}$ -th) element of the matrix on the left side of the equations, and  $\mathbf{e}_i$  is the  $i$ -th unit vector.

For fair comparisons, we used the original C++ version of the LIBLINEAR solver [24] in the discussion of generalization, which is more effective than the general LIBSVM for training SVM models on large-scale problems. We know that the measured AUC represents the area under the receiver operating characteristic (ROC) curve, which is a graphical plot that demonstrates the discrimination ability of a binary classification model when its discrimination threshold is varied. The discrimination threshold is a real value, but the output of LIBLINEAR is a discrete class label  $\{-1, +1\}$ . For a given threshold, many identical output values result in a large uncertainty in sorting, which was used to calculate the AUC value. Thus, we modified the predict function of LIBLINEAR to directly output the discrimination value  $\mathbf{x}^T \mathbf{w} + b$ . By default, LIBLINEAR optimizes the dual form of  $L_2$ -regularized  $L_2$ -loss SVM in the model (50).

##### C. Parameter Investigation

The CGVR algorithm has two main parameters: the number of iterations of the inner loop  $m$  and the number of iterations of the outer loop  $T$ . Parameter  $T$  will be discussed in the next subsection.

We selected dataset **a9a** as our research object and reported the AUC measures after 25 outer loops ( $T = 25$ ). We used an identical random seed to initialize vector  $\mathbf{w}_0$ , where  $\mathbf{w}_0$  is uniformly distributed over the interval  $[0, 1]$ . In CGVR and SLBFGS, we set the sampling size  $|\mathcal{S}_{k,t}|$  to  $\sqrt{n}$ , which was used to calculate the gradient vector and Hessian matrix of the function. For CG and CGVR, we set  $c_1 = 10^{-4}$  and  $c_2 = 0.1$ . In SLBFGS, we set the memory size  $M$  to 10 and the Hessian update interval  $L$  to 10. SGD is accelerated in the relevant direction and dampens oscillations using the momentum method, where the momentum coefficient is commonly set to 0.9. For SGD, SVRG and SLBFGS, we attempted three different constant step sizes:  $10^{-3}$ ,  $10^{-4}$  and  $10^{-5}$ .

Fig. 1 shows the function values and running time on CGVR and the other two algorithms (SLBFGS and SVRG) at different learning rates as parameter  $m$  increases. The

<sup>2</sup><https://www.csie.ntu.edu.tw/~cjlin/libsvmtools/datasets/>

<sup>3</sup><https://software.intel.com/en-us/mkl>

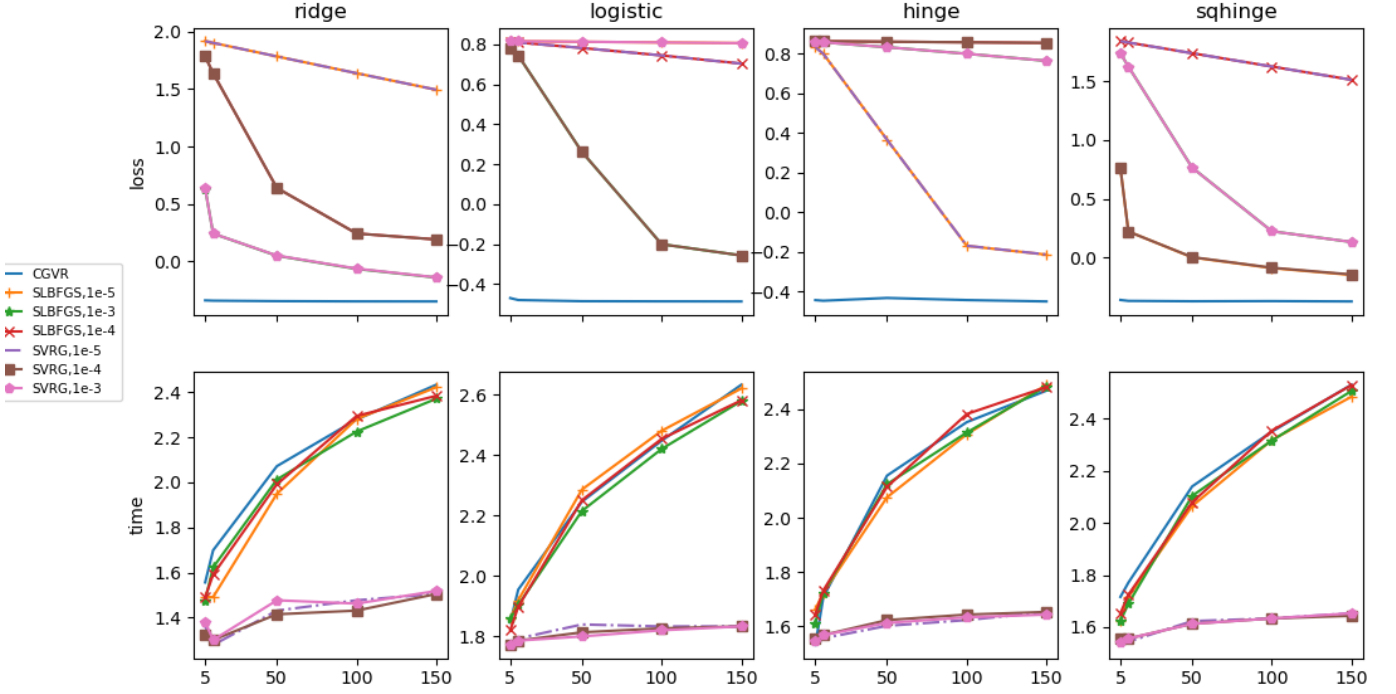


Fig. 1. Convergence on four loss functions with  $\lambda = 10^{-4}$  for three variance reduction algorithms with different learning rates on a9a datasets. (a)The x-axis represents parameter  $m$ ; (b) the y-axis is a logarithm of the value (base 10); (c) the number in the legends are the learning rate; (d) the upper and lower rows correspond to the loss and the time, respectively.

parameter  $\lambda$  is set to  $10^{-4}$ , and the learning rate was obtained from the set  $\{10^{-3}, 10^{-4}, 10^{-5}\}$ . The four columns of the subfigures demonstrate that different algorithms optimize the ridge, logistic, hinge and sqhinge losses.

We observe that SVRG and SLBFGS reduce the losses to some extent with increasing  $m$  when setting an appropriate learning rate. The CGVR algorithm can quickly approach the minimum value of a function with only five inner loops, which slowly decreases when the  $m$  value increases. Thus, CGVR is insensitive to the parameter  $m$ , and it requires only a few inner loops to quickly converge.

It is clear that the running time of all algorithms increase with increasing  $m$ , but the running time of the SLBFGS and SVRG algorithm vary with the learning rate. Although the running time of CGVR is comparable to that of the other algorithms when parameter  $m$  is identical, it still has a great advantage in terms of time efficiency because CGVR only requires a few iterations of inner loops to quickly converge.

#### D. Convergence of CGVR

We set the number of inner loop iterations  $m$  to 50 and compare the convergence of several algorithms on six large-scale datasets. The best model that corresponds to the optimal learning rate was chosen for SGD, SVRG and SLBFGS, where the optimal learning rate taken from  $\{10^{-3}, 10^{-4}, 10^{-5}\}$  minimizes the value of the final iteration on the validation set.

Fig. 2 shows the convergence of the five algorithms with  $\lambda = 10^{-4}$ . SGD unstably converges on the ridge model, where an inappropriate learning rate will cause large fluctuations in the loss value. SLBFGS does not show better convergence than SVRG because both SLBFGS and SVRG are sensitive to the learning rates. In general, CG converges faster than SLBFGS, SGD and SVRG. CGVR has the fastest convergence on almost all four models, even when the loss value reaches a notably small value. We also observe that all algorithms converge faster on the sqhinge model than on the other models.

#### E. Generalization of CGVR

To analyze the generalization of the CGVR algorithm, we show the average AUC scores of SGD, SVRG, SLBFGS, CG and CGVR on five random splits of datasets for each model in Fig. 3. Furthermore, we compare the average AUC performance and execution time of CGVR and the LIBLINEAR solver on six large-scale datasets (shown in Fig. 4). The learning rate  $\alpha$  was selected from  $\{10^{-3}, 10^{-4}, 10^{-5}\}$ , and the regularization coefficient  $\lambda$  was drawn from  $\{1 \times 10^{-1}, 5 \times 10^{-2}, 1 \times 10^{-2}, 8 \times 10^{-3}, 5 \times 10^{-3}\}$ . The parameter  $C$  in LIBLINEAR is equal to  $1/(2\lambda)$ . The LIBLINEAR solver will optimize the sqhinge model from (50). The training parameters and model parameters were optimized in the space of grid  $(\alpha, \lambda)$  through hold validation on the training and validation datasets.

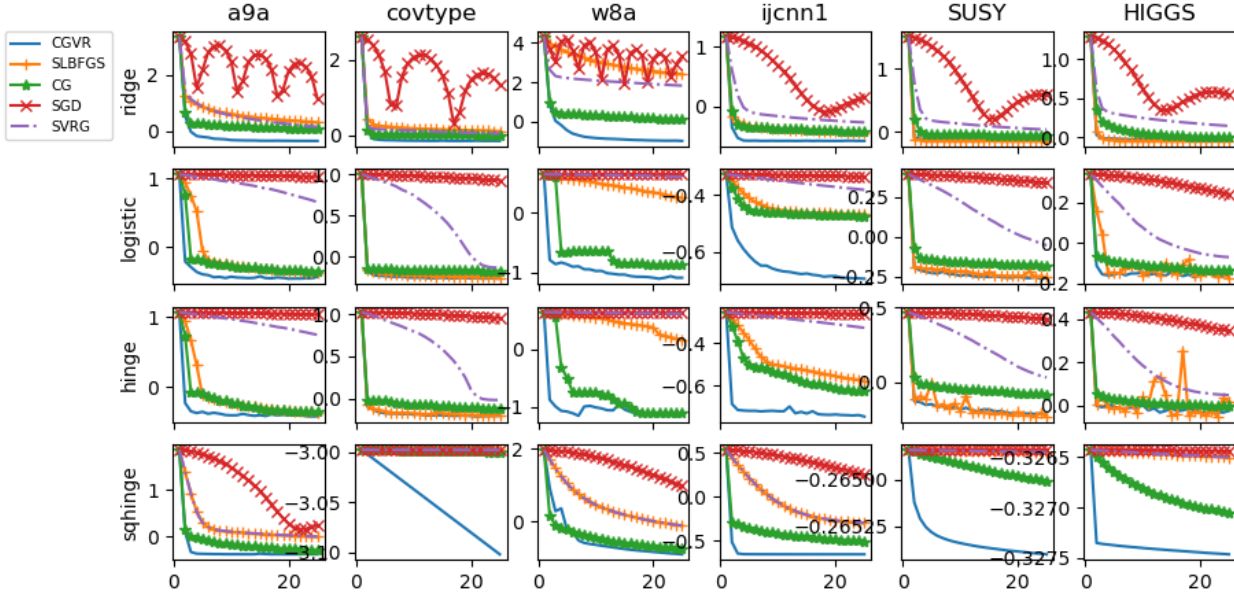


Fig. 2. Convergence of four loss functions with  $\lambda = 10^{-4}$  for five algorithms on six datasets. (a) The y-axis represents the logarithm of the loss value (base 10); (b) the x-axis represents the number of iterations of the outer loop.

Fig. 3 shows that CGVR significantly outperforms the other counterparts on six datasets. SVRG and SLBFGS show close generalization performance. The classical CG algorithm shows better generalization performance than SVRG, SGD and SLBFGS. Combining the discussion on the convergence of the algorithms, we can conclude that the CGVR algorithm that achieves a smaller minimum value generally has better generalization performance in the case of appropriate regularization conditions.

Fig. 4 shows that our algorithm CGVR achieves AUC scores that are comparable to those of the LIBLINEAR solver on six datasets. In the four discussed models, CGVR performs the best on all datasets when solving the sqhinge model (see 50), which is exactly the loss function optimized by the LIBLINEAR solver in default settings. Furthermore, LIBLINEAR runs faster than CGVR on small-scale datasets, such as on datasets a9a, w8a and ijcnn1, whose sample sizes are less than 100,000. However, on datasets with millions of data points, such as SUSY and HIGGS, our algorithm CGVR runs faster than LIBLINEAR, where it only iterates 25 times.

## V. CONCLUSIONS

In this paper, we proposed a new conjugate gradient algorithm based on variance reduction (CGVR). We prove the linear convergence of CGVR with Fletcher-Reeves update. The empirical results from six large-scale datasets show the power of our algorithm on four classic learning models, where these models may be convex, nonconvex or nonsmooth. The advantages of our algorithm CGVR are as follows: (1) It only requires a few iterations to quickly converge compared with its counterpart SVRG. (2) The empirical settings for CGVR always work well: the parameters are insensitive to

the datasets, most of which is related to the classic Wolfe line search subroutine. (3) It requires less storage space during running, similar to the CG algorithm; it only needs to store the last gradient vector, whereas SLBFGS must store  $M$  vector pairs. (4) CGVR achieves a generalization performance comparable to that of the LIBLINEAR solver for optimizing the  $L_2$ -regularized  $L_2$ -loss while providing a great improvement in computational efficiency in large-scale machine learning problems.

In future work, with the implementation of the algorithm using a numerical gradient, we can easily apply it to other problems, such as sparse dictionary learning and low-rank matrix approximation problems.

## ACKNOWLEDGMENTS

This work was partially supported by the Fundamental Research Funds for the Henan Provincial Colleges and Universities in Henan University of Technology (2016RCJH06), the National Natural Science Foundation of China (61103138, 61602154, 61375039, 61473236), National Key Research & Development Program (2016YFD0400104-5) and the National Basic Research Program of China (2012CB316301).

## REFERENCES

- [1] X.-B. Jin, C.-L. Liu, X. Hou, Regularized margin-based conditional log-likelihood loss for prototype learning, *Pattern Recognition* 43 (7) (2010) 2428–2438.
- [2] X. Y. Zhang, L. Wang, S. Xiang, C. L. Liu, Retargeted Least Squares Regression Algorithm, *IEEE Transactions on Neural Networks and Learning Systems* 26 (9) (2015) 2206–2213.
- [3] X.-B. Jin, G.-S. Xie, K. Huang, A. Hussain, Accelerating Infinite Ensemble of Clustering by Pivot Features, *Cognitive Computation* (2018) 1–9.



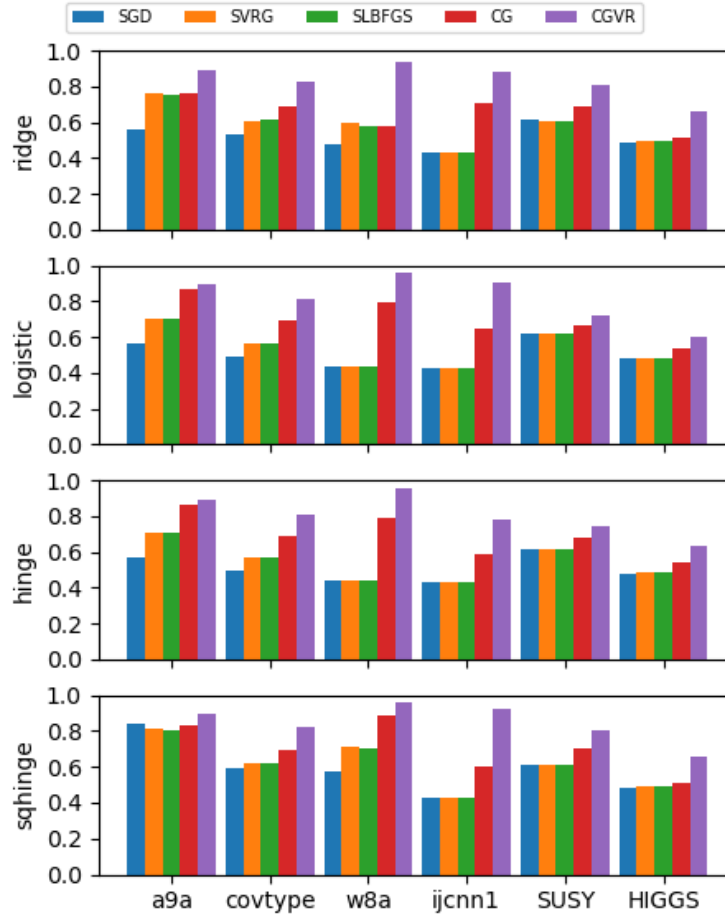


Fig. 3. Comparisons of the AUC score of CGVR and its counterpart algorithms.

- [4] X.-B. Jin, G.-G. Geng, M. Sun, D. Zhang, Combination of multiple bipartite ranking for multipartite web content quality evaluation, *Neurocomputing* 149 (2015) 1305–1314.
- [5] X.-B. Jin, G.-G. Geng, G.-S. Xie, K. Huang, Approximately optimizing NDCG using pair-wise loss, *Information Sciences* 453 (2018) 50–65.
- [6] L. Bottou, Large-Scale Machine Learning with Stochastic Gradient Descent, in: *Proceedings of COMPSTAT'2010*, 2010, pp. 177–186.
- [7] T. Dozat, Incorporating Nesterov Momentum into Adam, in: *ICLR Workshop*, 2016.
- [8] S. J. Reddi, S. Kale, S. Kumar, On the Convergence of Adam and Beyond, in: *ICLR*, 2018.
- [9] D. P. Kingma, J. Ba, Adam: A Method for Stochastic Optimization, Vol. 1412, 2015.
- [10] I. Sutskever, J. Martens, G. Dahl, G. Hinton, On the Importance of Initialization and Momentum in Deep Learning, in: *Proceedings of the 30th International Conference on International Conference on Machine Learning - Volume 28, ICML'13, JMLR.org, Atlanta, GA, USA, 2013*, pp. 1139–1147.
- [11] N. L. Roux, M. Schmidt, F. Bach, A Stochastic Gradient Method with an Exponential Convergence Rate for Finite Training Sets, in: *Proceedings of the 25th International Conference on Neural Information Processing Systems, NIPS'12, Curran Associates Inc., USA, 2012*, pp. 2663–2671.
- [12] S. Shalev-Shwartz, T. Zhang, Stochastic Dual Coordinate Ascent Methods for Regularized Loss, *J. Mach. Learn. Res.* 14 (1) (2013) 567–599.
- [13] R. Johnson, T. Zhang, Accelerating Stochastic Gradient Descent Using Predictive Variance Reduction, in: *NIPS, NIPS'13, Curran Associates Inc., USA, 2013*, pp. 315–323.
- [14] X. Wang, S. Ma, W. Liu, Stochastic Quasi-Newton Methods for Non-convex Stochastic Optimization, arXiv:1412.1196 [math].
- [15] A. Mokhtari, A. Ribeiro, RES: Regularized Stochastic BFGS Algorithm, *IEEE Transactions on Signal Processing* 62 (23) (2014) 6089–6104.
- [16] P. Moritz, R. Nishihara, M. Jordan, A Linearly-Convergent Stochastic L-BFGS Algorithm, in: A. Gretton, C. C. Robert (Eds.), *Proceedings of the 19th International Conference on Artificial Intelligence and Statistics*, Vol. 51 of *Proceedings of Machine Learning Research*, PMLR, Cadiz, Spain, 2016, pp. 249–258.
- [17] R. M. Gower, D. Goldfarb, P. Richtik, Stochastic Block BFGS: Squeezing More Curvature out of Data, 2016.
- [18] R. Fletcher, C. M. Reeves, Function minimization by conjugate gradients, *The Computer Journal* 7 (2) (1964) 149–154.
- [19] E. Polak, G. Ribiere, Note sur la convergence de methodes de directions conjuguées, *Revue française d'informatique et de recherche opérationnelle. Serie rouge* 3 (16) (1969) 35–43.
- [20] M. R. Hestenes, E. Stiefel, Methods of conjugate gradients for solving linear systems, *Journal of Research of the National Bureau of Standards* 49 (6) (1952) 409–436.
- [21] Y. Liu, C. Storey, Efficient generalized conjugate gradient algorithms, part 1: Theory, *Journal of Optimization Theory and Applications* 69 (1) (1991) 129–137.
- [22] J. Dennis, J., *Practical Methods of Optimization*, Vol. 1: Unconstrained Optimization (R. Fletcher), *SIAM Review* 24 (1) (1982) 97–98.
- [23] Y. Dai, Y. Yuan, A Nonlinear Conjugate Gradient Method with a Strong Global Convergence Property, *SIAM Journal on Optimization* 10 (1) (1999) 177–182.

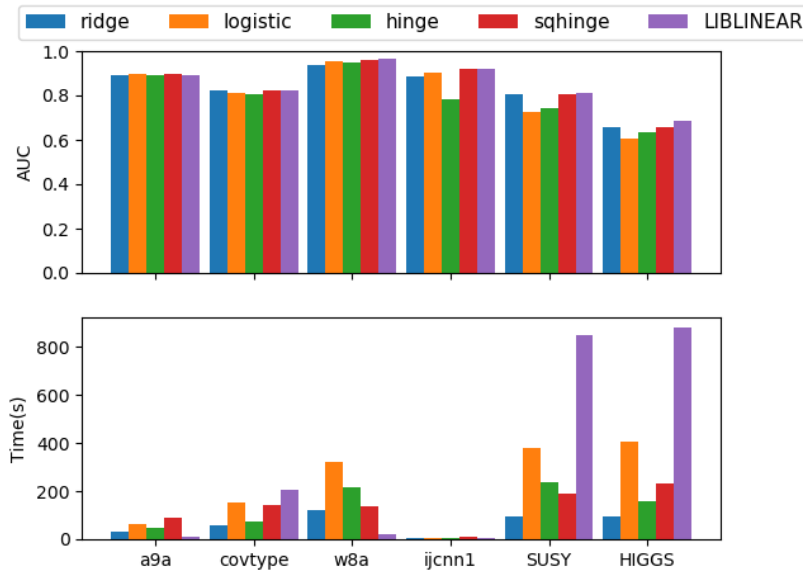


Fig. 4. Comparisons of the AUC score and execution time between CGVR with different models (ridge, logistic, hinge, sqhinge) and LIBLINEAR.

- [24] R.-E. Fan, K.-W. Chang, C.-J. Hsieh, X.-R. Wang, C.-J. Lin, LIBLINEAR: A Library for Large Linear Classification, *J. Mach. Learn. Res.* 9 (2008) 1871–1874.
- [25] J. Nocedal, Wright, Stephen, *Numerical Optimization*, Springer, New York, 2006.
- [26] M. J. D. Powell, Restart procedures for the conjugate gradient method, *Mathematical Programming* 12 (1) (1977) 241–254.
- [27] M. Al-Baali, Descent Property and Global Convergence of the Fletcher-Reeves Method with Inexact Line Search, *IMA Journal of Numerical Analysis* 5 (1) (1985) 121–124.
- [28] C. Sanderson, R. Curtin, Armadillo: a template-based C++ library for linear algebra, *The Journal of Open Source Software* 1.



**Xiao-Bo Jin** is an Associate Professor at the School of Information Science and Engineering, Henan University of Technology. He received his Ph.D. degree in Pattern Recognition and Intelligent Systems from the National Laboratory of Pattern Recognition, Institute of Automation, Chinese Academy of Sciences, Beijing, China, in 2009. His research interests include Web Mining and Machine Learning, and his work has appeared in Pattern Recognition and Neurocomputing.



**Kaizhu Huang** works as Head of department of Electrical and Electronic Engineering in Xian Jiaotong-Liverpool University. Before that, he was an Associate Professor at National Laboratory of Pattern Recognition (NLPR), Institute of Automation, Chinese Academy of Sciences (CASIA). Dr. Huang obtained his Ph.D. degree from The Chinese Univ. of Hong Kong (CUHK) in 2004. He worked as a researcher in Fujitsu R&D Centre, CUHK, and University of Bristol, UK from 2004 to 2009.

Dr. Huang has been working in machine learning, pattern recognition, and neural information processing. He is the recipient of 2011 Asian Pacific Neural Network Assembly (APNNA) Distinguished Younger Researcher Award. He has published 8 books in Springer and over 120 international research papers (45+ SCI-indexed international journals and 60+ EI conference papers) e.g., in journals (*JMLR*, *IEEE T-PAMI*, *IEEE T-NNLS*, *IEEE T-IP*, *IEEE T-SMC*, *IEEE T-BME*) and conferences (*NIPS*, *IJCAI*, *SIGIR*, *UAI*, *CIKM*, *ICDM*, *ICML*, *ECML*, *CVPR*). He serves as associate editors in *Neurocomputing*, *Cognitive Computation*, and *Springer Nature Big Data Analytics*. He served on the programme committees in many international conferences such as *ICONIP*, *IJCNN*, *IWACI*, *EANN*, *KDIR*. Especially, he serves as chairs in several major conferences or workshops, e.g., *AAAI* 2016-18 Senior PC, *ACML* 2016 Publication Chair, *ICONIP* 2014 (Program co-Chair), *DMC* 2012-2017 (Organizing co-Chair), *ICDAR* 2011 (Publication Chair), *ACPR* 2011 (Publicity Chair), *ICONIP* 2006, 2009-2011 (Session Chair).



**Xu-Yao Zhang** is an Associate Professor at National Laboratory of Pattern Recognition (NLPR), Institute of Automation, Chinese Academy of Sciences, Beijing, China. From March 2015 to March 2016, he was a visiting scholar in Montreal Institute for Learning Algorithms (MILA) at University of Montreal. His research interests include machine learning, pattern recognition, handwriting recognition, and deep learning.



**Guang-Gang Geng** received the Ph.D. degree from the State Key Laboratory of Management and Control for Complex Systems, Institute of Automation, Chinese Academy of Sciences, Beijing, China. He was with the Computer Network Information Center, Chinese Academy of Sciences, Beijing, in 2008. He is currently a professor with the China Internet Network Information Center. His current research interests include machine learning, adversarial information retrieval on the Web, and Web search.