

$SU(3)$ Topological Insulators in the Honeycomb Lattice

U. Bornheimer,^{1,2,3} C. Miniatura,^{2,1,3,4,5,6} and B. Grémaud^{2,1,3,7}

¹Centre for Quantum Technologies, National University of Singapore, 3 Science Drive 2, 117543 Singapore

²MajuLab, CNRS-UNS-NUS-NTU International Joint Research Unit, UMI 3654, Singapore

³Department of Physics, Faculty of Science, National University of Singapore, 2 Science Drive 3, 117551 Singapore

⁴School of Physical and Mathematical Sciences, Nanyang Technological University, Singapore 637371, Singapore

⁵Université Côte d'Azur, CNRS, InPhyNi; France

⁶Institute of Advanced Studies, Nanyang Technological University, 60 Nanyang View, Singapore 639673, Singapore

⁷Laboratoire Kastler-Brossel, Ecole Normale Supérieure CNRS, UPMC; 4 Place Jussieu, F-75005 Paris, France

We investigate realizations of topological insulators with spin-1 bosons loaded in a honeycomb optical lattice and subjected to a $SU(3)$ spin-orbit coupling - a situation which can be realized experimentally using cold atomic gases. In this paper, we focus on the topological properties of the single-particle band structure, namely Chern numbers (lattice with periodic boundary conditions) and edge states (lattice with strip geometry). While $SU(2)$ spin-orbit couplings always lead to time-reversal symmetric Hubbard models, and thereby to topologically trivial band structures, suitable $SU(3)$ spin-orbit couplings can break time reversal symmetry and lead to topologically non-trivial bulk band structures and to edge states in the strip geometry. In addition, we show that one can trigger a series of topological transitions (i.e. integer changes of the Chern numbers) that are specific to the geometry of the honeycomb lattice by varying a single parameter in the Hamiltonian.

I. INTRODUCTION

Over the last few years, the continuous progress in the degree of control, tunability and flexibility of ultracold atomic gases experiments [1–3] has opened the lab door to a whole class of model Hamiltonians, as witnessed for example by the recent implementation of artificial gauge fields [4–10]. Some of these model Hamiltonians are directly inherited from condensed matter physics, for instance the integer and fractional quantum Hall effects [11–13]. More saliently, physicists have further proposed new theoretical ideas and physical situations, such as topological phases [14–19], non-Abelian particles [20] or mixed dimensional systems [21–25], that could be tested in the lab. In particular, experiments involving spinors, either made of bosons or fermions in different Zeeman sub-levels, are now able to implement and study non-Abelian gauge fields [17, 26–29]. In these systems, the kinetic energy term in the Hamiltonian allows for a modification of the internal degrees of freedom as the particle propagates [30, 31], leading to a rich class of non trivial physical phenomena, especially with interactions. In two-dimensional lattices, and in particular when spin-orbit coupling is present, the corresponding non-Abelian gauge fields induce non-diagonal hopping matrices in the tight-binding Hubbard Hamiltonian that mix and flip the spin degrees of freedom [30, 31]. 2-component bosonic and fermionic gases (in the bulk or in a lattice) have been the subject of many recent analytical and numerical studies [32–46].

In marked contrast, 3-component bosonic or fermionic gases subjected to a $SU(3)$ gauge field have been much less studied: the experimental realization is more complicated [30, 47, 48] and their theoretical studies are more involved, the gauge field group being much larger [49, 51–54]. On the other hand, tight-binding models with a $SU(3)$ spin-orbit coupling can break time reversal sym-

metry and lead to topological insulators: the bulk band structure is topologically non trivial (non-zero Chern numbers) and edge states develop for a strip geometry [49]. Such a situation cannot occur in any kind of $SU(2)$ models as we will explain later. In addition, since $SU(3)$ has a more complex group structure than $SU(2)$, one expects a larger variety of spin textures for interacting particles. These spin textures are associated to different homotopy groups and appear both in the ground state and in the excitations above the ground state [19, 50–54].

Our paper consists of three main parts. In Section II, we give some general properties of $SU(N)$ Hubbard models and describe the $SU(3)$ tight-binding model on the honeycomb lattice that we consider. We analyze its time-reversal properties. In Section III we study the topological properties of the band structure obtained for a lattice with periodic boundary conditions and compute the corresponding Chern numbers [55–58]. Next we study the edge states that are expected in the lattice strip geometry, as inferred from the bulk-edge correspondence [59–63]. In Section IV, we show how to trigger a series of topological transitions in the band structure of our $SU(3)$ model (i.e. integer changes in the Chern numbers) by varying a single parameter in the Hamiltonian. The variety of such topological transitions is richer on the honeycomb lattice than on the square lattice. In Section V, we summarize our results and conclude with some perspectives.

II. $SU(N)$ TIGHT-BINDING MODELS AND TIME-REVERSAL SYMMETRY

A. Some general properties

The general tight-binding Hubbard Hamiltonian for non-interacting particles with spin s on a two-dimensional lattice has the following form

$$\hat{H} = \sum_{\langle i,j \rangle} \hat{\psi}_i^\dagger T_{ij} \hat{\psi}_j, \quad (1)$$

where the sum is carried over all nearest-neighbour lattice site pairs $\langle i,j \rangle$ and where $\hat{\psi}_i^\dagger = (\hat{\psi}_{i,s}^\dagger, \dots, \hat{\psi}_{i,-s}^\dagger)$ is the $(2s+1)$ -component row-spinor built at each lattice site i on the creation operators $\hat{\psi}_{i,\sigma}^\dagger$ for each spin component σ ($|\sigma| \leq s$). The $(2s+1) \times (2s+1)$ hopping matrix T_{ij} is connecting the different spin components at site j to the different spin components at site i . Since the Hamiltonian \hat{H} is Hermitian, one has $T_{ji} = T_{ij}^\dagger$. $SU(N)$ Hubbard models ($N = 2s+1$) are obtained with $T_{ij} = -t_{ij}U_{ij}$ where t_{ij} are real positive numbers and where the matrices $U_{ij} \in SU(N)$ describe the unitary transformation of the spin states between sites j and i . Using the exponentiation map, one often writes $U_{ij} = \exp(iA_{ij})$ where A_{ij} are $N \times N$ traceless Hermitian matrices representing the gauge field acting on the system. The matrices A_{ij} live in the Lie algebra spanned by the generators of $SU(N)$ [64]. Since $T_{ji} = T_{ij}^\dagger$, we have $t_{ji} = t_{ij}$ and $U_{ji} = U_{ij}^\dagger$, which implies $A_{ji} = -A_{ij}$. Non-Abelian $SU(N)$ models are obtained when the matrices U_{ij} do not commute, i.e. when the matrices A_{ij} do not commute, meaning that a non-Abelian gauge field is acting on the system.

When the system is invariant under a certain discrete translation group $\mathcal{T}_\mathbf{r}$, the spectrum of the Hamiltonian \hat{H} exhibits a band structure. Note that $\mathcal{T}_\mathbf{r}$ can differ from the Bravais translation group of the underlying lattice itself (this is the case, for example, in the presence of an external magnetic field with rational flux per plaquette). Each band n is described by its eigenvalues $\epsilon_n(\mathbf{k})$ and eigenvectors $|n, \mathbf{k}\rangle$ for all Bloch wavevectors \mathbf{k} in the first Brillouin zone BZ defined by the translation group $\mathcal{T}_\mathbf{r}$. For an isolated band, one can define the first Chern number as [57, 58]

$$C_n = \frac{1}{2\pi} \int_{BZ} d^2\mathbf{k} \Omega_n(\mathbf{k}), \quad (2)$$

where $\Omega_n(\mathbf{k})$ is the Berry curvature of the n th band

$$\Omega_n(\mathbf{k}) = \left(\nabla_{\mathbf{k}} \times \underbrace{i \langle n, \mathbf{k} | \nabla_{\mathbf{k}} | n, \mathbf{k} \rangle}_{\mathbf{A}_n(\mathbf{k})} \right) \cdot \mathbf{e}_z, \quad (3)$$

and \mathbf{A}_n is the Berry connection of the n th band [57]. Being an integer, the Chern number can only change

when two bands touch, that is, when a gap closes. Chern numbers of a given tight-binding Hamiltonian satisfy a "zero-sum rule": they all add up to zero. For inversion-symmetric systems (resp. for time-reversal invariant systems), it is well known that the Berry curvature is even (resp. odd) in the BZ :

$$\Omega_n(\mathbf{k}) = \begin{cases} +\Omega_n(-\mathbf{k}) & \text{inversion symmetry} \\ -\Omega_n(-\mathbf{k}) & \text{time reversal symmetry} \end{cases}.$$

These two properties show that: (i) the Berry curvature itself identically vanishes if \hat{H} is invariant under both space inversion and time reversal; (ii) Chern numbers of time-reversal invariant Hamiltonians are necessarily vanishing. Therefore, only systems that break time reversal symmetry can have non-trivial topological properties, i.e. non-vanishing Chern numbers. In the present situation, the topological properties of a tight-binding Hamiltonian \hat{H} , see Eq. (1), depend crucially on the behavior of the different T_{ij} under time reversal.

At the single particle level, and up to an inessential overall phase factor, the (anti-unitary) time reversal operator is defined as $\Theta = e^{-\frac{i\pi}{\hbar} J_y} K$, where J_y is the projection of the spin operator \mathbf{J} of the particle on the y direction and where K is the complex conjugation operator. One has $\Theta^2 = \mathbb{1}$ for integer spins and $\Theta^2 = -\mathbb{1}$ for half-integer spins [65]. Under time reversal a $SU(N)$ Hamiltonian becomes [66]

$$\Theta \hat{H} \Theta^{-1} = - \sum_{\langle i,j \rangle} t_{ij} \hat{\psi}_i^\dagger e^{-i\Theta A_{ij} \Theta^{-1}} \hat{\psi}_j$$

and time reversal $\Theta \hat{H} \Theta^{-1} = \hat{H}$ is automatically guaranteed when the matrices A_{ij} are all *odd* under time reversal. In this case, the corresponding $SU(N)$ Hubbard model is topologically trivial.

This is the situation for spin- $\frac{1}{2}$ systems, where all the generators of $SU(2)$ (Pauli-matrices) are odd under time reversal symmetry. In this case $\Theta = -i\sigma_y K$ where σ_y is the projection of the Pauli spin operator $\boldsymbol{\sigma}$ along axis y . As a result, *all* non-interacting $SU(2)$ Hubbard models are topologically trivial. Indeed, for $SU(2)$ systems, $A_{ij} = \boldsymbol{\alpha}_{ij} \cdot \boldsymbol{\sigma}$ where $\boldsymbol{\alpha}_{ij}$ are real vectors and A_{ij} is always odd under time reversal since $\Theta \boldsymbol{\sigma} \Theta^{-1} = -\boldsymbol{\sigma}$.

On the contrary, for $N \geq 3$, that is for spins $s \geq 1$, the even sector of the Lie algebra $SU(N)$, made by the operators \mathcal{O} that fulfill $\Theta \mathcal{O} \Theta^{-1} = \mathcal{O}$, is not empty. Thus, by conveniently choosing A_{ij} in the even sector, one can break time reversal invariance and have topologically non-trivial $SU(N)$ Hamiltonians. In this paper we will consider such a system for spin-1 particles. In this case, the time reversal operator is $\Theta = JK$ with:

$$J = \begin{pmatrix} 0 & 0 & 1 \\ 0 & -1 & 0 \\ 1 & 0 & 0 \end{pmatrix}. \quad (4)$$

Using the generators of the $SU(3)$ group, one can write $A_{ij} = \boldsymbol{\alpha}_{ij} \cdot \boldsymbol{\lambda}$, where $\boldsymbol{\alpha}_{ij}$ is a 8-component real vector and

λ the Gell-Mann vector made of the 8 Gell-Mann matrices λ_a (see Appendix A). From the transformation properties of the Gell-Mann matrices under time reversal, one finds that the odd sector of the Lie algebra is spanned by $(\lambda_1 + \lambda_6)$, $(\lambda_2 + \lambda_7)$ and $(\lambda_3 + \sqrt{3}\lambda_8)$, while the even sector is spanned by λ_4 , λ_5 , $(\lambda_1 - \lambda_6)$, $(\lambda_2 - \lambda_7)$ and $(\lambda_8 - \sqrt{3}\lambda_3)$. Thus, by choosing suitable components of α_{ij} in the even sector, one can produce gauge fields A_{ij} breaking time reversal symmetry and leading to topologically non trivial $SU(3)$ Hubbard models, that is to Hamiltonians with a band structure having non-trivial Chern numbers [49]. Note however that, while the time reversal invariance properties of the system can be directly and safely inferred from the matrices U_{ij} , it is a bit more subtle when using the exponential map. Indeed one could have A_{ij} in the even sector and still preserve time reversal invariance provided that $\exp(2iA_{ij}) = \mathbb{1}$. For instance the gauge field $A_{ij} = \frac{\pi}{\sqrt{5}} [(\lambda_1 - \lambda_6) + (\lambda_2 - \lambda_7) + \lambda_4]$ leads to

$$U_{ij} = \exp(iA_{ij}) = \frac{1}{5} \begin{pmatrix} -1 & 2+2i & -4i \\ 2-2i & -3 & -2-2i \\ 4i & -2+2i & -1 \end{pmatrix}, \quad (5)$$

and one has $\Theta U_{ij} \Theta^{-1} = U_{ij}$.

In Appendix B, we give convenient parametrizations of unitary $U(3)$ matrices which are even or odd under time reversal.

B. Non-Abelian $SU(3)$ model on the honeycomb lattice

In the following, we investigate a $SU(3)$ topological insulator consisting of non-interacting spin-1 bosonic particles moving on a honeycomb lattice. Our system is similar to the one studied in Ref. [49] on the square lattice. The honeycomb lattice is a triangular Bravais lattice obtained by repeated translations $\mathbf{R}(n_1, n_2) = n_1 \mathbf{a}_1 + n_2 \mathbf{a}_2$ (n_1 and n_2 integers) of a unit cell containing two inequivalent sites denoted by A and B , see Fig. 1. Of importance for the following are the link vectors δ_1 , δ_2 and δ_3 connecting any site A to its 3 nearest-neighbor sites B . They satisfy $\delta_1 - \delta_2 = \mathbf{a}_1$, $\delta_1 - \delta_3 = \mathbf{a}_2$ and $\delta_1 + \delta_2 + \delta_3 = 0$, see Fig. 1. With our choice of origin in Fig. 1, the positions of all sites A and B in the lattice are labeled by $\mathbf{R}_{n_1, n_2}^A = \mathbf{R}(n_1, n_2) - \delta_1/2$ and $\mathbf{R}_{n_1, n_2}^B = \mathbf{R}(n_1, n_2) + \delta_1/2$. In the following we fix the unit length by setting the lattice constant to unity, i.e. $|\delta_a| = 1$ ($a = 1, 2, 3$).

We now assign the hopping matrices $T_1 = -t \mathbb{1}$ along links δ_1 , $T_2 = -t \mathcal{D}$ along links δ_2 and $T_3 = -t \mathcal{U}$ along links δ_3 , with t a (real) hopping rate. The $SU(3)$ matrices $\mathcal{D} = \exp(-\frac{2\pi i}{3} \hat{S}_z)$ and $\mathcal{U} = \exp[-\frac{2\pi i}{3\sqrt{3}} (\lambda_2 - \lambda_5 + \lambda_7)]$ read

$$\mathcal{D} = \begin{pmatrix} j^* & 0 & 0 \\ 0 & 1 & 0 \\ 0 & 0 & j \end{pmatrix} \quad \mathcal{U} = \begin{pmatrix} 0 & 0 & 1 \\ 1 & 0 & 0 \\ 0 & 1 & 0 \end{pmatrix} \quad (6)$$

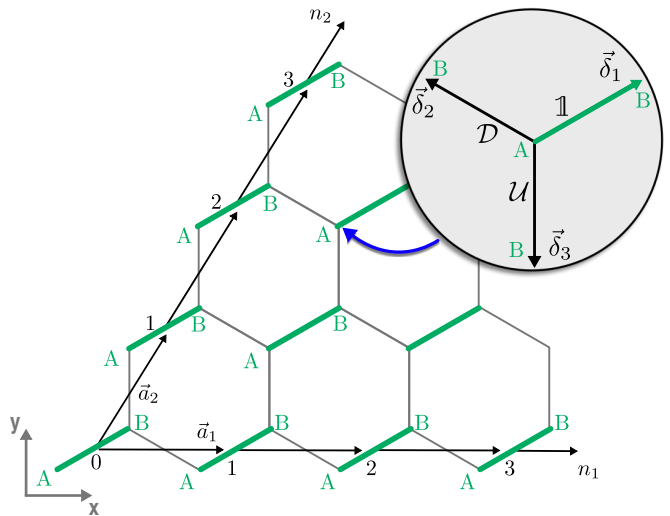


FIG. 1. The non-Abelian $SU(3)$ model on the honeycomb lattice that we investigate. The honeycomb lattice is obtained by repeated translations along Bravais vectors \mathbf{a}_1 and \mathbf{a}_2 of a unit cell containing two inequivalent sites labeled A and B . We assign different spin-orbit couplings on the different A - B links of the honeycomb lattice. The inset shows the nearest-neighbor $SU(3)$ hopping matrices acting on the spin states of the particles: $\mathbb{1}$ along link vectors δ_1 , diagonal hopping phase matrix \mathcal{D} along link vectors δ_2 and non-diagonal hopping matrix \mathcal{U} along link vectors δ_3 , see main text for their expressions.

where $j = \exp(2i\pi/3)$. From these expressions, one can check that T_3 is breaking time reversal symmetry, which gives rise to a band structure with non-vanishing Chern number, see below Sec III. While spin states are unaffected when particles hop along link vectors δ_1 , they acquire spin-state dependent phases when particles hop along link vectors δ_2 and they undergo a circular permutation $1 \rightarrow 0 \rightarrow -1 \rightarrow 1$ when particles hop along the link vectors δ_3 . Note that, since these matrices fulfill $\mathcal{D}^3 = \mathcal{U}^3 = \mathbb{1}$, a spin state is mapped back to itself after three consecutive hoppings along a given link vector δ_2 or δ_3 . On the contrary, since \mathcal{D} and \mathcal{U} do not commute, the present spin-orbit coupling configuration corresponds to a genuine non-Abelian $SU(3)$ model on the honeycomb lattice: the corresponding gauge fields A_2 and A_3 defined by $T_a = -te^{iA_a}$ ($a = 2, 3$) do not commute and, therefore, the transport of a spin state around a hexagon leads to a non trivial Wilson loop value [67].

III. TOPOLOGICAL PROPERTIES

A. Infinite system - Bulk spectrum

Since the unit cell of the honeycomb lattice hosts two inequivalent sites, it is customary to distinguish the bosonic annihilation and creation operators on A and B sites: $\hat{\mathbf{a}}_{n_1, n_2}^\dagger$ denotes the creation operator on the site

\mathbf{R}_{n_1, n_2}^A and $\hat{\mathbf{b}}_{n_1, n_2}^\dagger$ denotes the creation operator on the site \mathbf{R}_{n_1, n_2}^B . Each of them is a spinor of dimension 3 accounting for the 3 spin states of the spin-1 bosonic particles considered in our model.

Being translation-invariant along the Bravais vectors \mathbf{a}_1 and \mathbf{a}_2 , the lattice Hamiltonian is diagonal in momentum space, $\hat{H} = \sum_{\mathbf{k} \in BZ} \hat{H}_{\mathbf{k}}$, where

$$\hat{H}_{\mathbf{k}} = -t \left(\hat{\mathbf{b}}_{\mathbf{k}}^\dagger M_{\mathbf{k}} \hat{\mathbf{a}}_{\mathbf{k}} + \text{H.c.} \right) \quad (7)$$

$$M_{\mathbf{k}} = e^{i\mathbf{k} \cdot \delta_1} \mathbb{1} + e^{i\mathbf{k} \cdot \delta_2} \mathcal{D} + e^{i\mathbf{k} \cdot \delta_3} \mathcal{U}. \quad (8)$$

$\hat{\mathbf{a}}_{\mathbf{k}}$ (resp. $\hat{\mathbf{b}}_{\mathbf{k}}$) is the Fourier transform of $\hat{\mathbf{a}}_{n_1, n_2}$ (resp. $\hat{\mathbf{b}}_{n_1, n_2}$); the Bloch wavevector \mathbf{k} belongs to the first Brillouin zone and reads

$$\mathbf{k} = \underbrace{k_1 \mathbf{b}_1}_{\mathbf{k}_1} + \underbrace{k_2 \mathbf{b}_2}_{\mathbf{k}_2}, \quad |k_{1,2}| \leq 1/2, \quad (9)$$

where the honeycomb reciprocal lattice vectors \mathbf{b}_1 and \mathbf{b}_2 are defined by $\mathbf{a}_i \cdot \mathbf{b}_j = 2\pi \delta_{ij}$.

Further defining $\hat{\Phi}_{\mathbf{k}}^\dagger = (\hat{\mathbf{a}}_{\mathbf{k}}^\dagger, \hat{\mathbf{b}}_{\mathbf{k}}^\dagger)$, one can recast this Hamiltonian under the form $\hat{H}_{\mathbf{k}} = \hat{\Phi}_{\mathbf{k}}^\dagger \mathcal{H}_{\mathbf{k}} \hat{\Phi}_{\mathbf{k}}$ where

$$\mathcal{H}_{\mathbf{k}} = -t \begin{pmatrix} 0 & M_{\mathbf{k}}^\dagger \\ M_{\mathbf{k}} & 0 \end{pmatrix} \quad (10)$$

Diagonalizing the Bloch Hamiltonian $\mathcal{H}_{\mathbf{k}}$ yields 6 bands $\epsilon_1(\mathbf{k}) \leq \dots \leq \epsilon_6(\mathbf{k})$ where the 3 (negative) lower bands are mirror images of the 3 (positive) upper bands with respect to the zero-energy plane, see Fig. 2. This mirror symmetry originates from the bipartite nature of the honeycomb lattice and is also found in the usual band structure of graphene: eigenvalues come in opposite pairs. This is because $P \mathcal{H}_{\mathbf{k}} P = -\mathcal{H}_{\mathbf{k}}$ where P is the diagonal matrix with entries $\mathbb{1}$ and $-\mathbb{1}$. Noting that

$$\mathcal{H}_{\mathbf{k}}^2 = t^2 \begin{pmatrix} N_{\mathbf{k}}^\dagger N_{\mathbf{k}} & 0 \\ 0 & N_{\mathbf{k}} N_{\mathbf{k}}^\dagger \end{pmatrix}, \quad (11)$$

where $N_{\mathbf{k}} = \exp(-i\mathbf{k} \cdot \delta_1) M_{\mathbf{k}}$, it is easy to show that $\epsilon_n^2(\mathbf{k}) = \mu_a^2(\mathbf{k}) t^2$ ($a = 1, 2, 3$) where $\mu_3^2(\mathbf{k}) \leq \mu_2^2(\mathbf{k}) \leq \mu_1^2(\mathbf{k})$ are the eigenvalues of $N_{\mathbf{k}}^\dagger N_{\mathbf{k}}$ (and also of $N_{\mathbf{k}} N_{\mathbf{k}}^\dagger$). We thus get the band structure $\epsilon_{1,2,3} = -t \mu_{1,2,3}$ and $\epsilon_{4,5,6} = t \mu_{3,2,1}$, highlighting the mirror symmetry of the bands with respect to the zero-energy plane.

Dirac points are found at points $\mathbf{k} \in BZ$ where two eigenvalues of $N_{\mathbf{k}}^\dagger N_{\mathbf{k}}$ coalesce [68]. Noting that $N_{\mathbf{k}}^\dagger = S N_{-\mathbf{k}} S$, where S is the anti-diagonal matrix with unit entries, we see that $N_{\mathbf{k}}^\dagger N_{\mathbf{k}}$ and $N_{-\mathbf{k}} N_{-\mathbf{k}}^\dagger$, and thus $N_{-\mathbf{k}}^\dagger N_{-\mathbf{k}}$, have the same spectrum. This shows that the Dirac points must come in opposite pairs in the Brillouin zone. In contrast to the graphene band structure which exhibits only 1 pair of such Dirac points, we get 9 pairs of Dirac points here, obtained when $\mu_3(\mathbf{k}) = 0$, that is between bands $\epsilon_3(\mathbf{k})$ and $\epsilon_4(\mathbf{k})$. The other bands remain fully isolated. Hence, just like graphene, our system is a

semi-metal. We note that getting 9 pairs of Dirac points is not generic but specific to our $SU(3)$ model. It arises from an additional symmetry in our Hamiltonian due to our particular choice of the hopping matrices \mathcal{U} and \mathcal{D} . We point out that this is not because of a smaller effective Brillouin zone since our Hamiltonian, as can be seen from the expression of $M_{\mathbf{k}}$ above, is invariant under Bravais translations only. Instead, one can show that

$$N_{\mathbf{k}+\mathbf{b}_1/3} = \mathcal{U} N_{\mathbf{k}} \mathcal{U}^\dagger \quad (12)$$

$$N_{\mathbf{k}+\mathbf{b}_2/3} = \mathcal{D}^\dagger N_{\mathbf{k}} \mathcal{D}, \quad (13)$$

meaning that the matrices $N_{\mathbf{k}+\mathbf{b}_i/3}$ ($i = 1, 2$) and $N_{\mathbf{k}}$ are unitarily equivalent. Thus, up to a global gauge transform, the two Hamiltonians $\mathcal{H}_{\mathbf{k}+\mathbf{b}_1/3}$ and $\mathcal{H}_{\mathbf{k}}$ are identical. The same conclusion holds true for Hamiltonians $\mathcal{H}_{\mathbf{k}+\mathbf{b}_2/3}$ and $\mathcal{H}_{\mathbf{k}}$. Going back to the direct lattice, these global gauge transforms amount to a "rotation" of the spin degrees of freedom on each individual lattice site by the same unitary matrix. This shows that the Hamiltonians $\mathcal{H}_{\mathbf{k}+\mathbf{b}_1/3}$, $\mathcal{H}_{\mathbf{k}+\mathbf{b}_2/3}$ and $\mathcal{H}_{\mathbf{k}}$ have the same spectra. We thus infer that $\epsilon_n(\mathbf{k}) = \epsilon_n(\mathbf{k} + \mathbf{b}_1/3) = \epsilon_n(\mathbf{k} + \mathbf{b}_2/3)$ for each energy band.

Note that a mass term such as $\Delta(\hat{n}_A - \hat{n}_B)/2$ does not break the mirror symmetry between positive and negative eigenvalues, nor does it break the translation invariance of the lattice Hamiltonian. But it does lift the band degeneracies. Indeed, it adds the terms $\Delta/2$ and $-\Delta/2$ on the diagonal entries of $\mathcal{H}_{\mathbf{k}}$, Eq.(10), and the constant term $\Delta^2/4$ on the diagonal entries of $\mathcal{H}_{\mathbf{k}}^2$, leading to $\epsilon_n(\mathbf{k}, \Delta) = \pm t \sqrt{\mu_a^2(\mathbf{k}) + (\Delta/2t)^2}$ and thus to $\epsilon_n(\mathbf{k}, \Delta) = -\epsilon_{7-n}(\mathbf{k}, \Delta)$. This shows that $C_n(\Delta) = C_{7-n}(\Delta)$: the Chern numbers come in equal pairs [69]. Because of this symmetry, the total zero-sum rule of Chern numbers boils down to 2 separate zero-sum rules $C_1 + C_2 + C_3 = C_4 + C_5 + C_6 = 0$.

We now turn to the numerical computation of the Chern numbers. Strictly speaking, C_n , as given by Eq. (2), is only well-defined for an isolated band. Since the 2 middle bands ϵ_3 and ϵ_4 are touching, we add a small mass term $\Delta = 0.1t$, such that the six bands are fully isolated. Following [70], this allows to safely compute C_n for each band and quantify the topology of the band structure. For our $SU(3)$ model, we find $C_1 = 3$, $C_2 = -6$ and $C_3 = 3$ [71]. These nonzero values signal non-trivial topological properties of the bulk band structure.

B. Finite system - Edge states

As is well known, a lattice Hamiltonian having a band structure with non-vanishing Chern numbers exhibits edge states in a strip geometry [63]. We consider such a finite lattice strip for our $SU(3)$ model and compute the spectrum for open boundary conditions in the \mathbf{a}_1 direction ($0 \leq n_1 \leq N$) and periodic boundary conditions in the \mathbf{a}_2 direction (unrestricted n_2). The lattice strip we consider has left and right zig-zag boundaries. Since

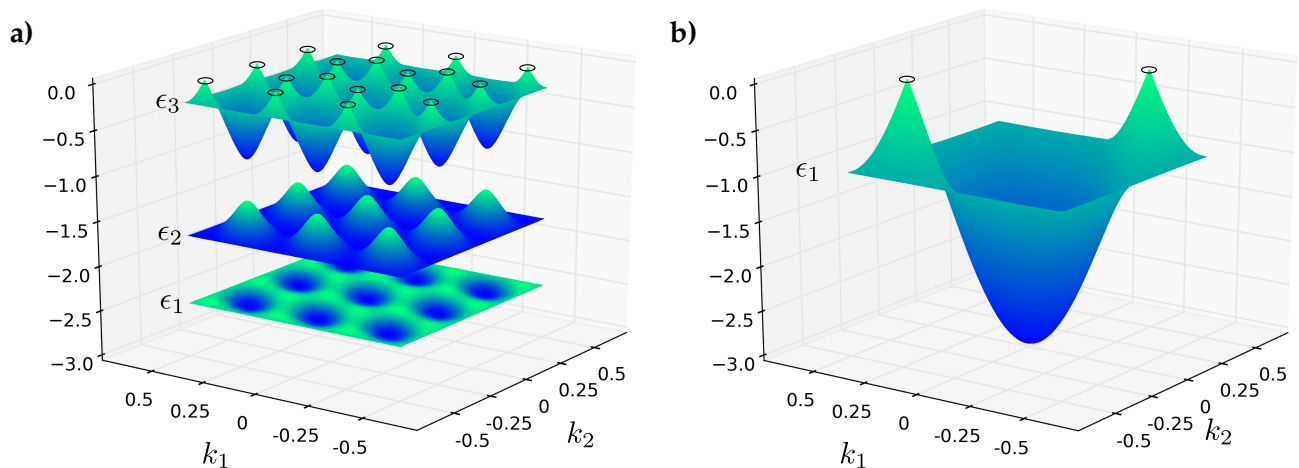


FIG. 2. (a) Bulk spectrum (in units of the tunneling rate t) of the Bloch Hamiltonian $\mathcal{H}_{\mathbf{k}}$ given by Eq. (10) in the first Brillouin zone BZ ($|k_{1,2}| \leq 1/2$). Since the full spectrum is symmetric with respect to the zero-energy plane, we only plot the 3 negative bands $\epsilon_1 \leq \epsilon_2 \leq \epsilon_3 \leq 0$. The small black circles point out the location of Dirac points occurring between the energy bands ϵ_3 and ϵ_4 . (b) Band structure of graphene. The small black circles point out the location of the 2 Dirac points of graphene. Without the spin-orbit coupling term, our system is equivalent to graphene with threefold degenerate bands (i.e. one copy of the graphene band structure per spin component). The spin-orbit terms couple these 3 bands, eventually lifting their degeneracy and leading to the spectrum shown in (a). Due to the particular choice of the spin-orbit coupling terms \mathcal{U} and \mathcal{D} , the band structure has the additional translation symmetry: $\epsilon_n(k_1, k_2) = \epsilon_n(k_1 + 1/3, k_2) = \epsilon_n(k_1, k_2 + 1/3)$.

the Hamiltonian is still invariant under lattice translations along \mathbf{a}_2 , the Bloch wavevector along \mathbf{b}_2 remains a good quantum number. Therefore, we introduce the Fourier transform operators $\hat{\mathbf{a}}_{n_1, k_2}$ and $\hat{\mathbf{b}}_{n_1, k_2}$ along \mathbf{a}_2 . The Hamiltonian, for a given Bloch wavevector k_2 , now reads:

$$\begin{aligned} \hat{H}_{k_2} = & -t \sum_{n_1=0}^N \hat{\mathbf{b}}_{n_1, k_2}^\dagger (e^{i\mathbf{k}_2 \cdot \delta_1} \mathbb{1} + e^{i\mathbf{k}_2 \cdot \delta_3} \mathcal{U}) \hat{\mathbf{a}}_{n_1, k_2} \\ & -t \sum_{n_1=1}^N \hat{\mathbf{b}}_{n_1-1, k_2}^\dagger e^{i\mathbf{k}_2 \cdot \delta_2} \mathcal{D} \hat{\mathbf{a}}_{n_1, k_2} + \text{H.c.} \end{aligned} \quad (14)$$

with $|k_2| \leq 1/2$. By diagonalizing \hat{H}_{k_2} , we obtain the band spectrum shown in Fig. 3. This spectrum has to be compared to the bulk spectrum, shown in Fig. 4, that has been obtained for the same number of cells N along \mathbf{a}_1 but with periodic boundary conditions. As expected from our analysis of the bulk spectrum, we indeed find additional states in the gaps between bands with different Chern numbers, that is between the first and second bands, between the second and third bands and, by symmetry, between the fourth and fifth bands and between the fifth and sixth bands. No additional states appear between the third and the fourth band, since these two bands have equal Chern numbers.

Let us define the position x_i ($i = 1, \dots, 2N$) of the sites along a given horizontal zig-zag chain crossing the lattice strip from left to right. We denote by $P_n(x_i, k_2)$ the spatial distribution of the eigenstate with eigenvalue $\epsilon_n(k_2)$ along this chain. The color scale of Fig. 3 shows the average position $d_n = \sum_i x_i P_n(x_i, k_2)$ of the eigenstate in the strip. We see that states chosen within the

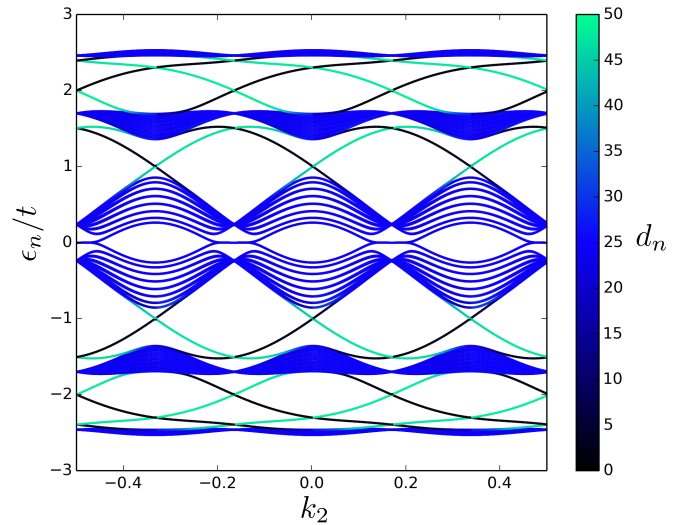


FIG. 3. Spectrum, in units of the tunneling rate t , obtained by diagonalizing the Hamiltonian Eq. (14) describing a finite lattice strip with $N = 50$ cells along \mathbf{a}_1 (open boundary conditions) and periodic boundary conditions along \mathbf{a}_2 . The mass term is $\Delta = 0$. Compared to Fig. 4, we see the appearance of topological edge states in the gaps between the bulk bands with different Chern numbers. No such edge states develop between bulk bands ϵ_3 and ϵ_4 since they have equal Chern numbers. The color scale on the right side shows the average position d_n of the eigenstates along \mathbf{a}_1 . As one can see the topological states connecting bands live on either sides of the strip while the other bulk-like states fill the whole strip.

bulk-like bands spread uniformly over the whole lattice strip and d_n lies at the center of the lattice strip. On the

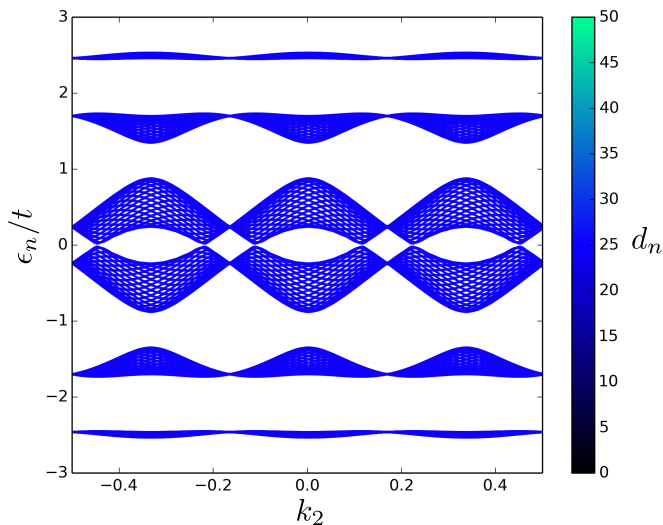


FIG. 4. Bulk spectrum, in units of the tunneling rate t , obtained by diagonalization of Hamiltonian Eq. (10) with periodic boundary conditions both along \mathbf{a}_1 and \mathbf{a}_2 . The number of cells along \mathbf{a}_1 is $N = 50$ and the mass term is $\Delta = 0$.

contrary, states connecting bulk-like bands with different Chern numbers are either strongly localized on the left boundary (black) or on the right boundary (green) of the lattice: these are the celebrated edge states. We also see that, in our system, edge states within a given gap are localized on one side of the strip when their group velocity is positive and on the other side of the strip when their group velocity is negative. This one-to-one correspondence between the sign of the slope of the energy dispersion relation of an edge state and its spatial localization changes from one gap to the other. This feature, particular to our system, emphasizes the chiral character expected for particle transport at the boundaries. Interestingly, one can recover the values of the Chern numbers of our bulk system from the bulk-edge correspondence [59–61]. Within a given gap, one counts the number of edge state N_+ and N_- with positive and negative group velocities that give rise to a localization on the right side of the strip. The difference $(N_+ - N_-)$ is then equal to the sum of the Chern numbers of all the bands below the gap considered. This recipe allows to reconstruct all Chern numbers with their sign. It is easy to check that we do recover the values computed in the preceding paragraph. For instance, the absence of edge states linking the third and the fourth bands ($N_+ = N_- = 0$) is in agreement with the fact that the sum of the Chern numbers of the three lowest bands vanishes, $N_+ - N_- = C_1 + C_2 + C_3 = 0$.

The probability distribution $P_n(x_i, k_2) \propto e^{\gamma x_i}$ of an edge state decays exponentially with x_i when it is localized at $n_1 = 0$ ($\gamma < 0$) and grows exponentially with x_i when it is localized at $n_1 = N$ ($\gamma > 0$). The (positive or negative) value of the characteristic scale $1/\gamma$ depends both on the edge state considered and on the Bloch wavenumber k_2 . This is emphasized in Fig. 5b where

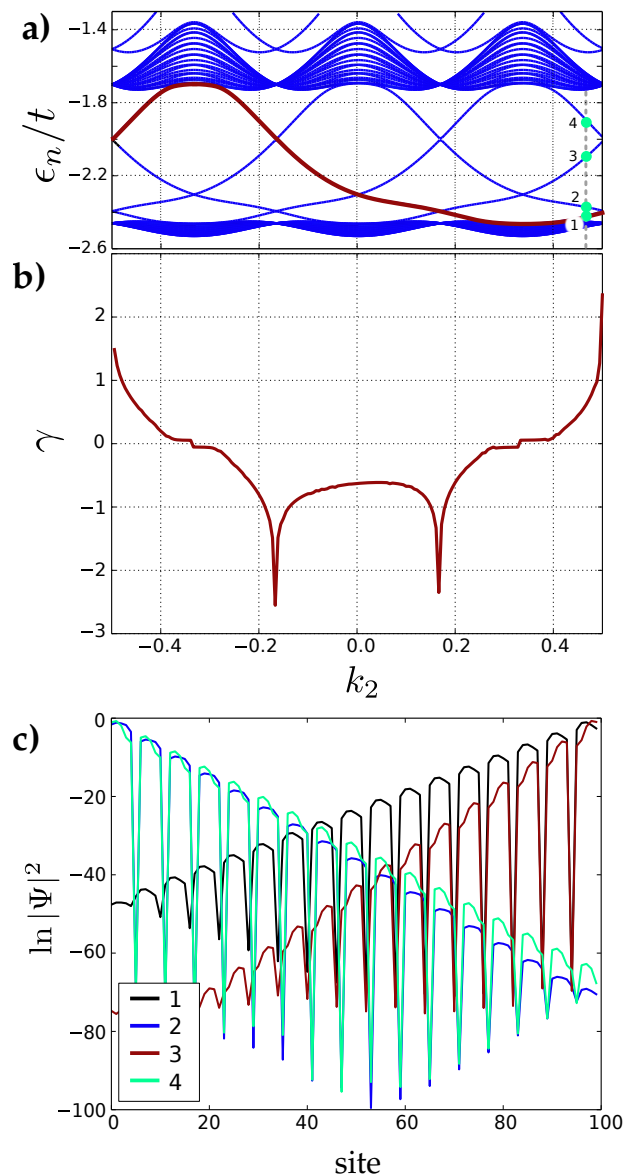


FIG. 5. Localization properties of edge states. (a) Zoom of the band structure shown in Fig.3. We consider the edge states associated to the eigenvalues highlighted in red and the edge states 1, 2, 3 and 4 obtained at the particular value $k_2 \simeq 0.458$. Edge state 1 and 3 have positive group velocities, while states 2 and 4 have negative group velocities. The probability distribution $P_n(n_1, k_2)$ of these states behave like $\exp(\gamma n_1)$ with $\gamma \geq 0$ when the state is localized on the right side of the lattice strip and $\gamma < 0$ when it is localized on its left side. (b) Plot of $\gamma(k_2)$ for the edge states with energy dispersion relation highlighted in red in panel (a). As one can see, states with negative group velocities are localized at $n_1 = 0$ and $\gamma < 0$. For values of k_2 roughly between 0.6 and 0.7, the states dive into the bulk band, become delocalized and γ vanishes. For larger k_2 values, the group velocity becomes positive, the edge states are now localized at $n_2 = N$ and $\gamma > 0$. (c) Plot of $\ln P_n$ as a function of x_i along a horizontal zig-zag chain crossing the lattice strip for the edge states 1, 2, 3 and 4 indicated in panel (a). Their localization is correlated with the sign of their group velocity. We see that the closer the state to the bulk-like band, the smaller γ .

we plot γ as a function of k_2 for the edge states with the dispersion relation highlighted in Fig. 5a. As one can see, the state is localized on the left side of the strip ($n_1 = 0$) as long as its group velocity is negative. For values of k_2 roughly in the range 0.6–0.7, the state dives into the bulk band and becomes delocalized. The decay coefficient γ then vanishes. For larger k_2 values, the group velocity becomes positive and the state is now localized on the right side of the strip ($n_1 = N$). Finally, Fig. 5c shows the probability distribution P_n for the different edge states shown in Fig. 5a) for a given value of $k_2 \simeq 0.458$. Here again, one can see the correlation observed in our system between the sign of the group velocity and the localization center of the edge state.

IV. TOPOLOGICAL TRANSITIONS

The Chern number of a given isolated band is an invariant integer-valued topological quantity. Its value can only change when the band comes in contact with another one. A vanishing gap can be achieved by changing parameters in the Hamiltonian, for example the strength of the spin-orbit coupling. In general, the hopping matrices along links δ_a can be written as $T_a = -t \exp(iA_a)$ ($a = 1, 2, 3$). The traceless Hermitian featuring gauge field can be written as $A_a = \alpha_a \cdot \lambda$, where α_a is a real 8-component vector and λ is the 8-component vector made of the Gell-Mann matrices. We have first monitored the band structure, gaps and Chern numbers by considering various configurations of the three vectors α_a . However, for all configurations that we tested, we could only recover the set of Chern numbers $(3, -6, 3)$ already found in Section III for the 3 negative bands, or the opposite set $(-3, 6, -3)$. The same result was obtained by allowing for imbalanced tunneling amplitudes, that is $T_a = -t_a \exp(iA_a)$, and by varying the t_a .

More saliently, we found other topological transitions giving rise to different sets of Chern numbers by adding a spin-dependent chemical potential term $-(\mu_A n_A + \mu_B n_B)$ to the Hamiltonian. The chemical potential matrix for A sites reads $\mu_A = -\Delta/2 \mathbb{1} + \delta\mu_A S_z$ and $\mu_B = \Delta/2 \mathbb{1} + \delta\mu_B S_z$ for B sites. Note that Δ is the usual (spin-independent) mass term (see Section III). All in all, we found that the two following spin-dependent chemical potential configurations

- $\delta\mu_B = -\delta\mu_A = \Delta_S/2$ (spin-dependent mass imbalance).
- $\delta\mu_B = \delta\mu_A$ (spin-dependent local potential).

with an additional spin-orbit coupling along δ_1 gave rise to a larger variety of Chern numbers. We point out that, without this additional spin-orbit coupling, one can still find Chern numbers differing from $\pm(3, -6, 3)$, but only for some particular values of the spin-orbit couplings along δ_2 and δ_3 .

As an example, we consider a system with spin-dependent mass imbalance ($\Delta_S \neq 0$) and non-Abelian

C_6	0	0	0	-1	-2	-2	-3	-3	-2	-1	0	0
C_5	0	1	2	3	4	5	6	5	4	3	1	0
C_4	0	-1	-2	-2	-2	-3	-3	-2	-2	-2	-1	0

TABLE I. The different sets of Chern numbers obtained for the 3 highest bands for increasing values of Δ_S , see Fig. 6. At $\Delta_S = 0$, one recovers the expected set of Chern numbers $(-3, 6, -3)$. The values for the 3 lowest bands are obtained from the symmetry relation $C_{7-n}(\Delta_S) = C_n(-\Delta_S)$. They satisfy the zero-sum rule $C_6 + C_5 + C_4 = 0$ for each value of Δ_S , see text.

hopping matrices $T_1 = -t\mathcal{V} = -t \exp(iA_1)$ where $A_1 = \frac{2\pi}{3\sqrt{3}}(\lambda_1 + \lambda_4 + \lambda_6)$, $T_2 = -t\mathcal{D}$ and $T_3 = -t\mathcal{U}$. For sake of simplicity, we also choose $\Delta = 0$. Fig. 6 shows the 6 Chern numbers C_n and the different band gaps that are obtained as a function of Δ_S . As one can see, we get new sets of Chern numbers now and not just $\pm(3, -6, 3)$, see Table I. The vertical lines in Fig. 6 are guides to the eye that mark a gap closing between 2 adjacent bands. We see that the different gaps do not close at the same time. This emphasizes that it is only the pair of Chern numbers C_{n+1} and C_n of the bands involved in the gap closing $g_{n+1,n} = 0$ that can change. One has:

$$(C_{n+1} + C_n)_{\text{after}} = (C_{n+1} + C_n)_{\text{before}}, \quad (15)$$

the other Chern numbers remain unaffected. We further note that changing the sign of all the mass imbalances amounts to flipping the sign of the eigenvalues of the Hamiltonian, $\epsilon_n(\mathbf{k}, -\Delta, -\Delta_S) = -\epsilon_{7-n}(\mathbf{k}, \Delta, \Delta_S)$. Again, this is because $P\mathcal{H}_{\mathbf{k}}(\Delta, \Delta_S)P = -\mathcal{H}_{\mathbf{k}}(-\Delta, -\Delta_S)$. We therefore have the property that $C_{7-n}(\Delta, \Delta_S) = C_n(-\Delta, -\Delta_S)$. This symmetry in the Chern numbers can be readily checked in Fig. 6 obtained for $\Delta = 0$. One also confirms that gaps have the same symmetry, $g_{n+1,n}(\Delta_S) = g_{7-n,6-n}(-\Delta_S)$, from which one concludes that g_{43} is symmetric in Δ_S . We also note that the gap g_{43} only closes at $\Delta_S = 0$ but that this degeneracy does not modify C_3 and C_4 . As a consequence, the change in Chern numbers after a gap closing can only occur within the subset (C_1, C_2, C_3) or within (C_4, C_5, C_6) . The Chern numbers thus satisfy again the separate zero-sum rules $C_1 + C_2 + C_3 = C_4 + C_5 + C_6 = 0$. Finally all bands eventually reach a vanishing Chern number for large enough values of $|\Delta_S|$, even though the Berry curvatures neither vanish nor display any particular symmetry. Fig. 7 shows a plot of the Berry curvature of the second band $e_2(\mathbf{k}, \Delta_S)$ in the Brillouin zone obtained for $\Delta_S = -2.6$ where $C_2 = 1$ (top plot) and for $\Delta_S = -4$ where $C_2 = 0$ (bottom plot). In both cases, the Berry curvatures exhibit qualitatively similar structures.

As explained above, such a rich variety of Chern numbers and topological transitions have been obtained by imposing spin-dependent chemical potentials on sites A

and B and different spin-orbit couplings along the 3 links, keeping intact, at the same time, the underlying triangular Bravais symmetry of the honeycomb lattice. We have studied the same situation on the square lattice (not shown here) but were not able to find such a rich variety of Chern numbers and topological transitions. The probable reason is that the square lattice has only 2 link vectors and thus accommodates less configurations of spin-orbit couplings. From that point of view, the $SU(3)$ model on the honeycomb lattice exhibits a band structure with richer topological properties.

A similarly rich variety of topological transitions and Chern numbers is obtained by allowing for complex α_a in the gauge fields $A_a = \alpha_a \cdot \lambda$. However, this situation, even if experimentally feasible, does not correspond to a pure $SU(3)$ gauge potential anymore.

We emphasize that the bulk bands remain well isolated for a large variety of gauge fields A_a and for many values of the spin-dependent mass imbalance Δ_S . However, even though the bands do not touch at any point in the Brillouin zone, they can still overlap on the energy axis, which means that there is no *charge* gap separating them. This situation is depicted in Fig. 8 for $\Delta = \Delta_S = 0$, $T_1 = -t\mathcal{U}$, $T_2 = -t\mathcal{D}$ and $T_3 = -t\mathcal{V}$. But, since the Chern numbers are still well defined, topological edge states linking the different bands still appear in the strip lattice configuration. On the other hand, the absence of charge gaps prevents the system from behaving like a Chern insulator and no Hall plateaus are then expected in transverse conductance measurements.

V. CONCLUSION

We have studied the topological properties of a non-interacting Hubbard model on the honeycomb lattice with $SU(3)$ spin-orbit couplings. We have emphasized that, in marked contrast with lattice $SU(2)$ models which are always topologically trivial, these $SU(3)$ models can break time reversal invariance. As a consequence, their bulk band structure becomes topologically non trivial: bulk bands have non-zero Chern numbers and chiral edge states develop in a lattice strip configuration with open boundary conditions. We have also shown that $SU(3)$ models on the honeycomb lattice allow for a larger variety of topological transitions than on the square lattice [49] because of a higher lattice coordination number.

A natural extension of the present work is to include

interactions in our model and understand their impact on the topological properties of the system, in particular the emergence of non-trivial spin textures breaking the translation symmetry of the lattice [32, 33, 51, 53]. Because $SU(3)$ is a larger gauge group than $SU(2)$, we expect a much larger variety of topological properties for these spin textures [19, 50].

Appendix A: Gell-Mann matrices

The generators of the $SU(3)$ group are $g_a = \lambda_a/2$ where the λ_a are the Gell-Mann matrices:

$$\begin{aligned} \lambda_1 &= \begin{pmatrix} 0 & 1 & 0 \\ 1 & 0 & 0 \\ 0 & 0 & 0 \end{pmatrix} & \lambda_2 &= \begin{pmatrix} 0 & -i & 0 \\ i & 0 & 0 \\ 0 & 0 & 0 \end{pmatrix} \\ \lambda_3 &= \begin{pmatrix} 1 & 0 & 0 \\ 0 & -1 & 0 \\ 0 & 0 & 0 \end{pmatrix} & \lambda_4 &= \begin{pmatrix} 0 & 0 & 1 \\ 0 & 0 & 0 \\ 1 & 0 & 0 \end{pmatrix} \\ \lambda_5 &= \begin{pmatrix} 0 & 0 & -i \\ 0 & 0 & 0 \\ i & 0 & 0 \end{pmatrix} & \lambda_6 &= \begin{pmatrix} 0 & 0 & 0 \\ 0 & 0 & 1 \\ 0 & 1 & 0 \end{pmatrix} \\ \lambda_7 &= \begin{pmatrix} 0 & 0 & 0 \\ 0 & 0 & -i \\ 0 & i & 0 \end{pmatrix} & \lambda_8 &= \frac{1}{\sqrt{3}} \begin{pmatrix} 1 & 0 & 0 \\ 0 & 1 & 0 \\ 0 & 0 & -2 \end{pmatrix} \end{aligned} \quad (\text{A1})$$

They satisfy $\text{Tr}(\lambda_a \lambda_b) = 2\delta_{ab}$. One can easily check that:

$$\begin{aligned} \Theta \lambda_1 \Theta^{-1} &= -\lambda_6 & \Theta \lambda_2 \Theta^{-1} &= -\lambda_7 & \Theta \lambda_4 \Theta^{-1} &= \lambda_4 \\ \Theta \lambda_5 \Theta^{-1} &= \lambda_5 & \Theta \lambda_6 \Theta^{-1} &= -\lambda_1 & \Theta \lambda_7 \Theta^{-1} &= -\lambda_2 \\ \Theta \lambda_3 \Theta^{-1} &= \frac{\lambda_3 - \sqrt{3}\lambda_8}{2} \\ \Theta \lambda_8 \Theta^{-1} &= -\frac{\lambda_8 + \sqrt{3}\lambda_3}{2}. \end{aligned} \quad (\text{A2})$$

Appendix B: Time-reversal and unitary matrices

Time reversal symmetric unitary matrices $U \in U(3)$ can be parametrized as follows

$$U_{\text{even}} = \pm \frac{1}{1 + \cos^2 \phi} \begin{pmatrix} 2 \cos^2 \phi e^{i\chi_a} & 2 \sin \phi \cos \phi e^{\frac{i}{2}(\chi_a + \chi_b)} e^{i\pi n} & \sin^2 \phi e^{i\chi_b} \\ -2 \sin \phi \cos \phi e^{\frac{i}{2}(\chi_a - \chi_b)} e^{i\pi n} & 2 - 3 \sin^2 \phi & 2 \sin \phi \cos \phi e^{-\frac{i}{2}(\chi_a - \chi_b)} e^{-i\pi n} \\ \sin^2 \phi e^{-i\chi_b} & -2 \sin \phi \cos \phi e^{-\frac{i}{2}(\chi_a + \chi_b)} e^{-i\pi n} & 2 \cos^2 \phi e^{-i\chi_a} \end{pmatrix}, \quad (\text{B1})$$

where the angles ϕ , χ_a and χ_b are arbitrary real

parameters and n is an arbitrary integer. Since

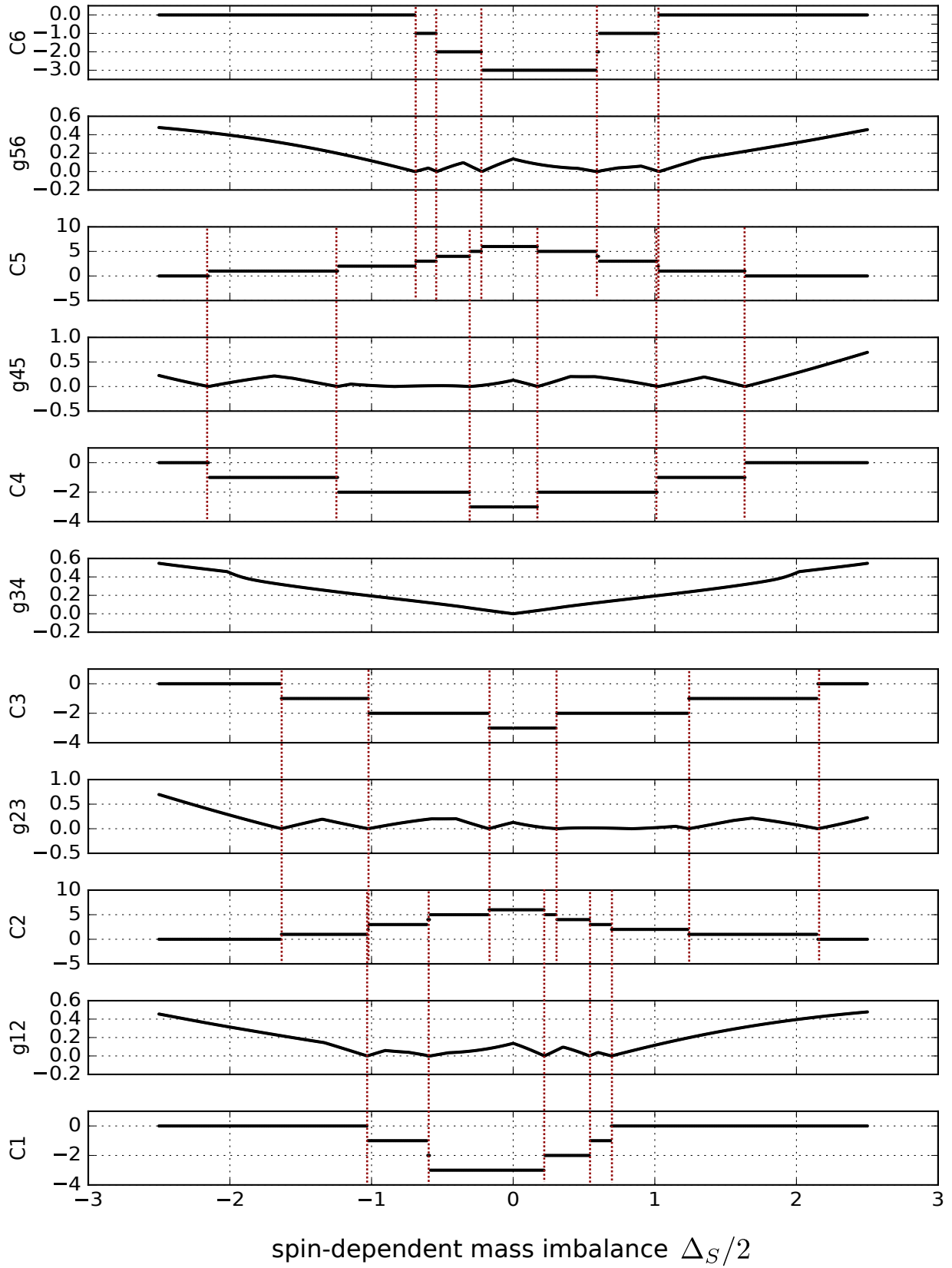


FIG. 6. Chern numbers C_n and band gaps $g_{n+1,n} = \text{Min} [\epsilon_{n+1}(\mathbf{k}, \Delta_S) - \epsilon_n(\mathbf{k}, \Delta_S)]$ as functions of the spin-dependent mass imbalance Δ_S . Many topological transitions are observed, resulting in various integer changes of the Chern number values, which are no longer restricted to $\pm(3, -6, 3)$ (see text). The red-dotted vertical lines are guides to the eye emphasizing that a change in Chern numbers is always associated with a vanishing gap between two bands. Due to a symmetry of the Hamiltonian, we have $C_{7-n}(\Delta_S) = C_n(-\Delta_S)$, see text. For $\Delta_S = 0$, one recovers the expected set of Chern numbers $(-3, 6, -3)$.

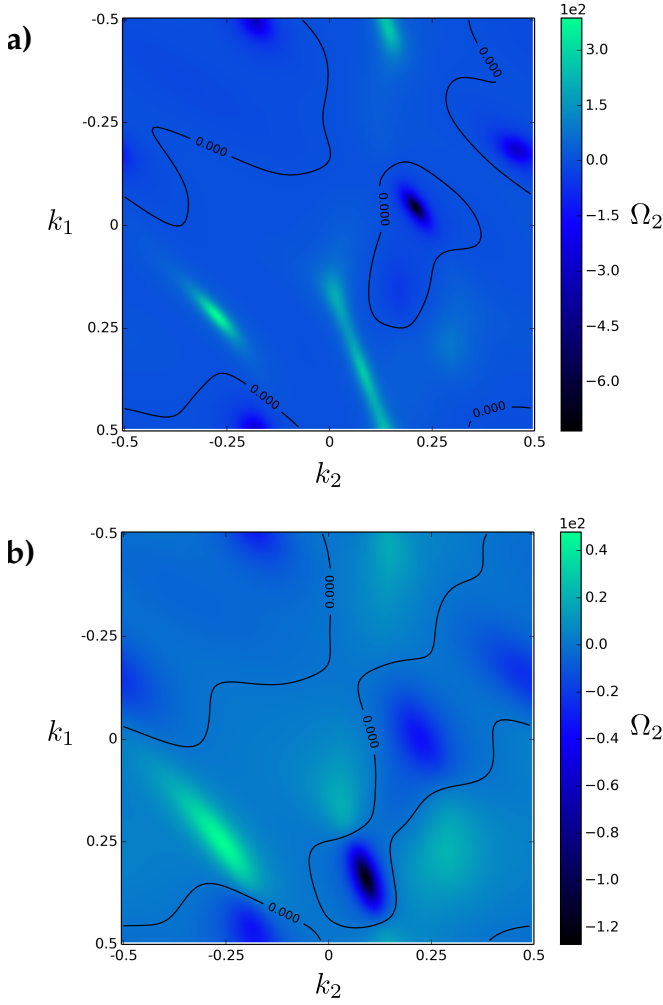


FIG. 7. Plot of Berry curvature $\Omega_2(\mathbf{k}, \Delta_S)$ and the level curve $\Omega_2 = 0$ for the second band $\epsilon_2(\mathbf{k}, \Delta_S)$, see Fig. 6. Top plot: $\Delta_S = -2.6$ ($C_2 = 1$). Bottom plot: $\Delta_S = -4$ ($C_2 = 0$). Both Berry curvatures exhibit qualitatively similar structures. In particular, there is no obvious particular pattern or symmetry explaining why C_2 vanishes when $\Delta_S = -4$.

$\text{Det}(\Theta U_{\text{even}} \Theta^{-1}) = \text{Det}(U_{\text{even}}^*) = (\text{Det} U_{\text{even}})^* = \text{Det} U_{\text{even}}$, we conclude that $\text{Det} U_{\text{even}}$ is real and U_{even} is unimodular: $\text{Det} U_{\text{even}} = \pm 1$. This can be directly checked from the matrix expression given above. This result is in fact general: any unitary $N \times N$ matrix which is even under time reversal is unimodular.

If U is odd under time reversal, a convenient parametrization is:

$$U_{\text{odd}} = \pm \frac{1}{1 + \cos^2 \phi} \begin{pmatrix} 2 \cos^2 \phi e^{i\chi_a} & 2 \sin \phi \cos \phi e^{\frac{i}{2}(\chi_a + \chi_b)} e^{i\pi n} & \sin^2 \phi e^{i\chi_b} \\ -2i \sin \phi \cos \phi e^{\frac{i}{2}(\chi_a - \chi_b)} e^{i\pi n} & i(2 - 3 \sin^2 \phi) & 2i \sin \phi \cos \phi e^{-\frac{i}{2}(\chi_a - \chi_b)} e^{-i\pi n} \\ -\sin^2 \phi e^{-i\chi_b} & 2 \sin \phi \cos \phi e^{-\frac{i}{2}(\chi_a + \chi_b)} e^{-i\pi n} & -2 \cos^2 \phi e^{-i\chi_a} \end{pmatrix}. \quad (\text{B2})$$

Now we have $(\text{Det} U_{\text{odd}})^* = \text{Det}(-U_{\text{odd}}) = -\text{Det} U_{\text{odd}}$ and $\text{Det} U_{\text{odd}} = \mp i$ is purely imaginary (as can be directly checked with the above matrix expression). As a consequence, U_{odd} does not belong to $SU(3)$. Alternatively, $SU(3)$ matrices breaking time reversal invariance ($\Theta U \Theta^{-1} \neq U$) cannot be odd. This result holds true for any unitary $N \times N$ matrix which is odd under time reversal provided N is odd. Indeed $(\text{Det} U_{\text{odd}})^* =$

$\text{Det}(-U_{\text{odd}}) = (-1)^N \text{Det} U_{\text{odd}}$ shows that $\text{Det} U_{\text{odd}}$ is purely imaginary when N is odd. Thus U_{odd} cannot belong to $SU(N)$ and $SU(N)$ matrices breaking time reversal invariance cannot be odd when N is odd. When N is even, U_{odd} is unimodular. This means that it is possible to have $SU(N)$ matrices which are odd under time reversal when N is even, with the notable exception of $N = 2$, as shown in the paper.

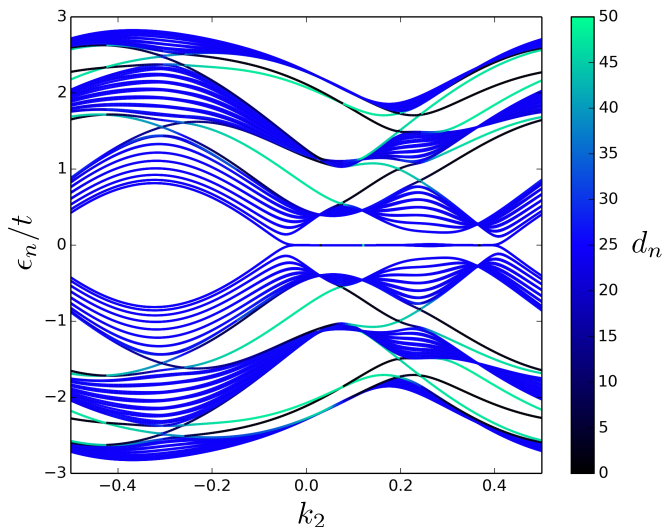


FIG. 8. Band structure (in units of the tunneling rate t) for the strip lattice configuration when $\Delta = \Delta_S = 0$, $T_1 = -tU$, $T_2 = -tD$ and $T_3 = -tV$ (see text). Even though the bulk-like bands are well isolated and thus never touch anywhere in the Brillouin zone, there is no finite *charge* gap separating them anymore. The Chern numbers being well defined, edge states are still present and link the different bands. The color scale on the right side shows the average position d_n of the eigenstates along \mathbf{a}_1 . Because of the absence of a charge gap, the system is not a Chern insulator.

-
- [1] M. Lewenstein et al., *Adv. Phys.* **56**, 243 (2007).
[2] I. Bloch, J. Dalibard, and W. Zwerger, *Rev. Mod. Phys.* **80**, 885 (2008).
[3] W. Ketterle, and M. W. Zwierlein, in *Ultra-cold Fermi Gases*, Proceedings of the International School of Physics Enrico Fermi, Varenna, 20-30 June 2006, Course CLXIV, edited by M. Inguscio, W. Ketterle and C. Salomon, IOS Press (Amsterdam), p. 95 (2007).
[4] Y. J. Lin, R. L. Compton, A. R. Perry, W. D. Phillips, J. V. Porto, and I. B. Spielman, *Physical Review Letters* **102**, 130401 (2009).
[5] Y.-J. Lin, R.L. Compton, K. Jiménez-García, J.V. Porto, and I.B. Spielman, *Nature (London)* **462**, 628 (2009).
[6] Y.-J. Lin, K. Jiménez-García, and I.B. Spielman, *Nature (London)* **471**, 83 (2011).
[7] P. Wang, Z.-Q. Yu, Z. Fu, J. Miao, L. Huang, S. Chai, H. Zhai, and J. Zhang, *Phys. Rev. Lett.* **109**, 095301 (2012).
[8] L. W. Cheuk, A. T. Sommer, Z. Hadzibabic, T. Yefsah, W. S. Bakr, and M. W. Zwierlein, *Phys. Rev. Lett.* **109**, 095302 (2012).
[9] J. Struck, C. Ölschläger, M. Weinberg, P. Hauke, J. Simonet, A. Eckardt, M. Lewenstein, K. Sengstock, and P. Windpassinger, *Phys. Rev. Lett.* **108**, 225304 (2012).
[10] K. Jiménez-García, L.J. LeBlanc, R. A. Williams, M. C. Beeler, A. R. Perry, and I. B. Spielman, *Phys. Rev. Lett.* **108**, 225303 (2012).
[11] Emil J. Bergholtz, Zhao Liu, *Int. J. Mod. Phys. B* **27**, 1330017 (2013).
[12] N. R. Cooper and J. Dalibard, *Phys. Rev. Lett.* **110**, 185301 (2013).
[13] N. Y. Yao, A. V. Gorshkov, C. R. Laumann, A. M. Läuchli, J. Ye, and M. D. Lukin, *Phys. Rev. Lett.* **110**, 185302 (2013).
[14] V. Pietilä and M. Möttönen, *Phys. Rev. Lett.* **102**, 080403 (2009).
[15] N. Goldman, D.F. Urban, D. Bercioux *Phys. Rev. A* **83**, 063601 (2011).
[16] Y. Hu, C. Miniatura, and B. Grémaud, *Phys. Rev. A* **92**, 033615 (2015).
[17] N. Goldman, J. C. Budich, and P. Zoller, *Nature Physics*, **12**, 639–645 (2016).
[18] H. Zhai, *Rep. Prog. Phys.* **78**, 26001 (2015).
[19] Y. Kawaguchi and M. Ueda, *Phys. Rep.* **520**, 253 (2012).
[20] M. Burrello and A. Trombettoni, *Phys. Rev. Lett.* **105**, 125304 (2010).
[21] Y. Nishida and S. Tan, *Phys. Rev. Lett* **101**, 170401 (2008).
[22] Y. Nishida, *Phys. Rev. A* **82**, 011605(R) (2010).
[23] G. Lamporesi et al., *Phys. Rev. Lett.* **104**, 153202 (2010).
[24] W.-M. Huang, K. Irwin and S.-W. Tsai, *Phys. Rev. A* **87**, 031603(R) (2013).
[25] M. Iskin and A. L. Subasi, *Phys. Rev. A* **82**, 063628 (2010).
[26] L. F. Livi, G. Cappellini, M. Diem, L. Franchi, C. Clivati, M. Frittelli, F. Levi, D. Calonico, J. Catani, M. Inguscio and L. Fallani, *Phys. Rev. Lett.* **117**, 220401 (2016).
[27] C. Gross and I. Bloch, *Science* **357**(6355), 995–1001 (2017).

- [28] S. Sugawa, F. Salces-Carcoba, A. R. Perry, Y. Yue and I. B. Spielman, arXiv 1610.06228, 1–30 (2016).
- [29] M. W. Ray, E. Ruokokoski, S. Kandel, M. Möttönen and D. S. Hall, *Nature* **505**(7485), 657–660 (2014).
- [30] J. Dalibard, F. Gerbier, G. Juzeliūnas, and P. Öhberg, *Rev. Mod. Phys.* **83**, 1523 (2011).
- [31] N. Goldman, G. Juzeliūnas, P. Öhberg, and I. B. Spielman, *Rep. Prog. Phys.* **77**, 126401 (2014).
- [32] W. S. Cole, S. Zhang, A. Paramekanti, and N. Trivedi, *Phys. Rev. Lett.* **109**, 085302 (2012).
- [33] D. Cocks, P. P. Orth, S. Rachel, M. Buchhold, K. Le Hur, and W. Hofstetter, *Phys. Rev. Lett.* **109**, 205303 (2012) and references therein.
- [34] N. Goldman, A. Kubasiak, P. Gaspard, and M. Lewenstein, *Phys. Rev. A* **79**, 023624 (2009).
- [35] Z. Cai, X. Zhou, and C. Wu, *Phys. Rev. A* **85**, 061605(R) (2012).
- [36] Radić, J. and Di Ciolo, A. and Sun, K. and Galitski, V. *Phys. Rev. Lett.* **109**, 085303 (2012).
- [37] M. Sato, Y. Takahashi, and S. Fujimoto, *Phys. Rev. Lett.* **103**, 020401 (2009).
- [38] N. Goldman, W. Beugeling, C. Morais-Smith *Europhys. Lett.* **97**, 23003 (2012).
- [39] J. Minar and B. Grémaud, *Phys. Rev. B* **88**, 235130 (2014).
- [40] J. P. Vyasankere, S. Zhang, and V. B. Shenoy *Phys. Rev. B* **84**, 014512 (2011)
- [41] L. Han and C. A. R. Sá de Melo, *Phys. Rev. A* **85**, 011606(R) (2012)
- [42] A. Kubasiak, P. Massignan, M. Lewenstein, *Europhys. Lett.* **92**, 46004 (2010).
- [43] M. Iskin and A.L. Subasi, *Phys. Rev. A* **84**, 043621 (2011).
- [44] M. Iskin and A.L. Subasi *Phys. Rev. A* **87**, 063627 (2013).
- [45] M. Iskin, *Phys. Rev. A* **88**, 013631 (2013).
- [46] K. Riedl, C. Drukier, P. Zalom, and P. Kopietz *Phys. Rev. A* **87**, 063626 (2013).
- [47] Y.-X. Hu, Ch. Miniatura, D. Wilkowski, and B. Grémaud *Phys. Rev. A* **90**, 023601 (2014).
- [48] A. Kosior, and K. Sacha, *Europhys. Lett.* **107**, 26006 (2014).
- [49] R. Barnett, G.R. Boyd, and V. Galitski, *Phys. Rev. Lett.* **109**, 235308 (2012).
- [50] *Quantum Hall effects*, edited by Z. F. Ezawa (World Scientific, Singapore 2013)
- [51] I. Mandal, and A. Bhattacharya, *Condensed Matter* **1**, 2 (2016).
- [52] W. Han, X. F. Zhang, S. W. Song, H. Saito, W. Zhang, W. M. Liu, and S. G. Zhang, *Phys. Rev. A* **94**, 1–10 (2016).
- [53] T. Graß, R. W. Chhajlany, C. A. Muschik, and M. Lewenstein, *Phys. Rev. B* **90**, 195127 (2014).
- [54] G. Go, J.-H. Park, and J. H. Han, *Phys. Rev. B* **87**, 155112 (2013).
- [55] R. Resta, *J. Phys.: Condens. Matter.* **12**, R107 (2000).
- [56] J. Asbóth, L. Oroszlány and A. Pály, *Lecture Notes in Physics*, 919 (2016).
- [57] D. Xiao, M-Ch Chang, and Q. Niu, *Rev. Mod. Phys.* **82**, 1959 (2010).
- [58] *Topological Aspects of Condensed Matter Physics*, Les Houches Summer School Session CIII, edited by C. Chamon, M. O. Goerbig, R. Moessner and L. F. Cugliandolo, Oxford University Press, Oxford (2017).
- [59] Y. Hatsugai, *Phys. Rev. Lett.* **71**, 3697 (1993).
- [60] Y. Hatsugai, *Phys. Rev. B* **48**, 11851 (1993).
- [61] Y. Hatsugai, *Journal of Physics: Condensed Matter* **9**, 2507 (1997).
- [62] C. L. Kane and E. J. Mele, *Phys. Rev. Lett.* **95**, 146802 (2005).
- [63] M. Z. Hasan and C. L. Kane, *Rev. Mod. Phys.* **84**, 3045 (2010).
- [64] *Lie Groups, Physics and Geometry*, R. Gilmore, Cambridge University Press, New York (2008).
- [65] *Modern Quantum Mechanics: Revised Edition* edited by J. J. Sakurai, San Fu Tuan. Pearson Education, (1994).
- [66] *Topological Insulators and Topological Superconductors*, B. A. Bernevig with T. L. Taylor, Princeton University Press, Princeton (2013).
- [67] A. Bermudez, N. Goldman, A. Kubasiak, M. Lewenstein, and M.A. Martin-Delgado, *New J. Phys.* **12**, (033041) (2010).
- [68] Triple degeneracies cannot occur because $N_{\mathbf{k}}^{\dagger}N_{\mathbf{k}}$ is never diagonal in the Brillouin zone, as can be checked by direct inspection.
- [69] Noting that $P\mathcal{H}_{\mathbf{k}}(\Delta)P = -\mathcal{H}_{\mathbf{k}}(-\Delta)$, we also infer that $C_n(\Delta) = C_n(-\Delta)$.
- [70] T. Fukui, Y. Hatsugai and H. Suzuki, *J. Phys. Soc. Jpn.* **74**, 1674 (2005).
- [71] Interestingly, the numerical method described in Ref. [70] yields the same values for the Chern numbers at the middle bands C_3 and C_4 when $\Delta = 0$, though strictly speaking, these Chern numbers are not defined in the absence of the mass imbalance term since the two middle bands touch each other. The equality $C_3 = C_4$ inferred from the mirror symmetry of the spectrum, when bands are isolated, is maintained somehow down to $\Delta = 0$.