

Lower hybrid destabilization of trapped electron modes in tokamak and its consequences for anomalous diffusion

A. Kuley,^{1, a)} C. S. Liu,² and V. K. Tripathi¹

¹⁾Department of Physics, Indian Institute of Technology Delhi, New Delhi-110016, India.

²⁾Department of Physics, University of Maryland, College Park, MD 20742, USA.

(Dated: 6 April 2024)

Parametric coupling of lower hybrid pump wave with low frequency collisionless/weakly collisional trapped electron drift wave, with frequency lower than the electron bounce frequency is studied. The coupling produces two lower hybrid sidebands. The sidebands beat with the pump to exert a low frequency ponderomotive force on electrons that causes a frequency shift in the drift wave, leading to the growth of the latter. The short wavelength modes are destabilized and they enhance the anomalous diffusion coefficient.

I. INTRODUCTION

Drift waves driven by trapped electrons, both dissipative trapped electron modes (DTEM) and collisionless trapped electron modes (CTEM), are considered to be an important agent for anomalous transport in tokamak^{1–13}. The nonlinearity associated with the trapped electron modes (TEM) has been extensively investigated theoretically^{14–18}. These microinstabilities are normally investigated using computer codes, e.g., gyro-kinetic code GTC^{3,4}, GYRO^{5,19}, GS2²⁰, EM-GLOGYSTO¹³. The TEM driven turbulence and transport have also been studied experimentally in some tokamaks such as Alcator C-Mod²⁰, Axially Symmetric Divertor Experiment (ASDEX) upgrade²¹, and DIII-D²².

Recent experiments in Alcator C-Mod^{23,24} reported strong modification to toroidal rotation profiles in the core region ($0 < r/a < 0.4$) induced by lower hybrid current drive (LHCD). The change in the radial electric field produced by the LHCD makes a nonambipolar radial current, charging the plasma negatively with respect to its pre lower hybrid (LH) state. This appears due to resonant trapped electron pinch i.e., the canonical angular momentum absorbed by the resonant trapped electrons while interacting with the lower hybrid waves and experiencing a faster inward drift than the ions in the core. Liu *et al.*,²⁵ have developed an elegant theoretical formalism for radial, cross-field diffusion due to the nonconservation of azimuthal angular momentum in an axisymmetric toroidal system, which appears due to the electric field component along the magnetic field lines of force.

The lower hybrid waves launched into a tokamak by a phased array of wave guides and propagating towards the center in a well defined resonance cone are known to excite parametric instabilities. The parametric coupling to ion cyclotron mode and quasi-mode has been found to be prominent in high density tokamak. The lower hybrid wave spectrum thus generated has significant influence over lower hybrid current drive. The four wave

parametric coupling of lower hybrid pump wave to drift waves has also been recognized to be important. Liu and Tripathi²⁶ explained the suppression of drift waves by four wave parametric process. The $\mathbf{E} \times \mathbf{B}$ electron drift due to a lower hybrid pump wave of finite wave number beats with the density perturbation associated with the drift wave to produce sideband nonlinear currents that drive lower hybrid waves at lower and upper sideband frequencies. The sideband waves couple with the pump to exert a ponderomotive force that causes frequency shift in the eigen frequency of the drift wave. When this frequency shift overcomes the frequency shift due to finite Larmor radius effects the drift wave is stabilized. The lower hybrid pump with wave number greater than drift wave numbers was shown to stabilize the entire spectrum of drift wave when the pump amplitude exceeds a threshold value. Praburam *et al.*,²⁷ developed a nonlocal theory of this process in a cylindrical plasma column. Wong and Bellan²⁸ studied the lower hybrid wave destabilization of collisional drift wave in the Princeton L-3 device. Redi *et al.*,²⁹ have analyzed linear drift mode stability in Alcator C-Mod with radio frequency heating, using GS2 gyrokinetic code, and shown that ion temperature gradient (ITG) and electron temperature gradient (ETG) modes are unstable outside the barrier region and not strongly growing in the core; in the barrier region ITG/TEM is only weakly unstable for experimental profiles which have been modified by ion cyclotron radio frequency heating.

In a large aspect ratio tokamak, a trapped electron population exists in a fraction of velocity space given by $\delta\lambda \sim \sqrt{\epsilon}$, where λ is the particle's pitch angle and $\epsilon = r/R$ is the inverse aspect ratio of a tokamak magnetic surface with minor and major radii, r and R respectively. The trapped particles complete many bounces in its magnetic well before suffering sufficient small angle collisions to de-trap them. They influence the low frequency drift waves very significantly, and having a destabilizing influence on them. Recently we³⁰ have carried out the gyrokinetic formalism to study lower hybrid wave stabilization of ion temperature gradient driven modes, in which the longer wavelength drift waves are destabilized by the lower hybrid wave while the shorter wavelengths are suppressed.

^{a)}Electronic mail: animesh47@gmail.com

In this paper we study the four wave parametric coupling of a lower hybrid pump wave to trapped electron modes.

The paper is organized as follows : in section II the basic model and linear response of pump and sidebands are described. Section III presents low frequency perturbation. Section IV contains the nonlinear response at sidebands, and growth rate have been calculated in Sec. V. Finally in section VI we have discuss the results.

II. BASIC MODEL AND LINEAR RESPONSE OF PUMP AND SIDEBANDS

We consider a toroidal geometry with circular concentric magnetic surfaces, parametrized by the usual coordinates $(\mathbf{r}, \theta, \xi)$ represent the the minor radius, poloidal angle and the toroidal angle coordinates, and the magnetic field can be written as $\mathbf{B} = B[\mathbf{e}_\xi + (\epsilon/q)\mathbf{e}_\theta]$, where $B = B_0(1 - \epsilon \cos\theta)$ is the magnitude of the magnetic field, q is the safety factor, \mathbf{e}_ξ and \mathbf{e}_θ are the unit vectors along toroidal and poloidal direction respectively. The equilibrium distribution functions for electrons and ions are Maxwellians i.e.,

$$\begin{aligned} f_{0e}^0 &= n(m/2\pi T_e)^{3/2} \exp(-mv^2/2T_e), \\ f_{0i}^0 &= n(m_i/2\pi T_i)^{3/2} \exp(-m_i v^2/2T_i), \end{aligned} \quad (1)$$

where m , m_i are the mass of electron and ion, v is the velocity, and T_e , T_i denote the electron and ion temperature respectively.

A high power lower hybrid wave is launched into the plasma with potential ϕ_0 , ω_0 lies in the range $\Omega_i \ll \omega_0 \ll \Omega_c$ and Ω_i , Ω_c are the ion and electron cyclotron frequencies. The dispersion relation for the lower hybrid wave is $\omega_0^2 = \omega_{LH}^2(1 + (m_i/m)k_{0\parallel}^2/k_0^2)$. This wave imparts oscillatory velocity to electrons

$$\begin{aligned} \mathbf{v}_{0\perp} &= -\frac{m}{eB^2} \left[i\omega_0 \nabla_\perp \phi_0 - \frac{e}{m} \mathbf{B} \times \nabla_\perp \phi_0 \right], \\ \mathbf{v}_{0\parallel} &= -\frac{e}{mi\omega_0} \nabla_\parallel \phi_0, \end{aligned} \quad (2)$$

The second term in $\mathbf{v}_{0\perp}$ represents the $\mathbf{E} \times \mathbf{B}$ drift, which is much larger than the polarization drift (first term in the same equation). This oscillatory velocity provides a coupling between the low frequency TEM mode of potential

$$\phi = A e^{-i(\omega t - \mathbf{k} \cdot \psi)}, \quad (3)$$

and lower hybrid wave sidebands of potential

$$\phi_j = A_j e^{-i(\omega_j t - \mathbf{k}_j \cdot \psi)}, \quad (4)$$

with $j=1, 2$, where $\omega_1 = \omega - \omega_0$, $\omega_2 = \omega + \omega_0$, $\mathbf{k}_1 = \mathbf{k} - \mathbf{k}_0$, and $\mathbf{k}_2 = \mathbf{k} + \mathbf{k}_0$. The linear response of electrons to the sidebands turns out to be

$$\begin{aligned} \mathbf{v}_{j\perp} &= -\frac{m}{eB^2} \left[i\omega_j \nabla_\perp \phi_j - \frac{e}{m} \mathbf{B} \times \nabla_\perp \phi_j \right], \\ \mathbf{v}_{j\parallel} &= -\frac{e}{mi\omega_j} \nabla_\parallel \phi_j. \end{aligned} \quad (5)$$

III. NONLINEAR LOW FREQUENCY RESPONSE

The pump and sidebands exert a low frequency ponderomotive force \mathbf{F}_P on electrons. \mathbf{F}_P has two components, perpendicular and parallel to the magnetic field. The response of electrons to $\mathbf{F}_{P\perp}$ is strongly suppressed by the magnetic field and is usually weak. In the parallel direction, the electrons can effectively respond to $F_{P\parallel}$, hence, low frequency nonlinearity at ω, \mathbf{k} arises mainly through $F_{P\parallel} = -m\mathbf{v} \cdot \nabla v_\parallel$. The parallel ponderomotive force, using the complex number identity $Re\mathbf{A} \times Re\mathbf{B} = (1/2)Re[\mathbf{A} \times \mathbf{B} + \mathbf{A}^* \times \mathbf{B}]$, for the background electrons can be written as

$$\begin{aligned} F_{P\parallel} = eik_\parallel \phi_p &= -\left(\frac{m}{2}\right) \left[\mathbf{v}_{0\perp} \cdot \nabla_\perp v_{1\parallel} + \mathbf{v}_{1\perp} \cdot \nabla_\perp v_{0\parallel} \right] \\ &\quad -\left(\frac{m}{2}\right) \left[\mathbf{v}_{0\perp}^* \cdot \nabla_\perp v_{2\parallel} + \mathbf{v}_{2\perp} \cdot \nabla_\perp v_{0\parallel}^* \right] \end{aligned} \quad (6)$$

Using Eqs.(2) and (5) and considering only the dominant $\mathbf{E} \times \mathbf{B}$ drift terms the ponderomotive potential ϕ_p in the limit $\omega \ll k_\parallel v_{the}$, takes the form

$$\begin{aligned} \phi_{p\parallel} &= -\frac{\phi_0 \phi_1}{2B^2} \frac{\mathbf{B} \times \mathbf{k}_{0\perp} \cdot \mathbf{k}_{1\perp}}{\omega_0 \omega_1 i k_\parallel} \left[\omega_0 k_{1\parallel} - \omega_1 k_{0\parallel} \right] \\ &\quad -\frac{\phi_0^* \phi_2}{2B^2} \frac{\mathbf{B} \times \mathbf{k}_{0\perp} \cdot \mathbf{k}_{2\perp}}{\omega_0 \omega_2 i k_\parallel} \left[\omega_0 k_{2\parallel} - \omega_2 k_{0\parallel} \right]. \end{aligned} \quad (7)$$

One may note ϕ_p is maximum when \mathbf{k}_\perp and $\mathbf{k}_{0\perp}$ are perpendicular to each other. The ponderomotive force on ions is weak, hence we ignore it and take the ion response to be linear. The electron density perturbation due to ϕ and ϕ_p can be written in terms of electron susceptibility of χ_e as

$$\frac{\delta n_e}{n} = \frac{k^2 \epsilon_0}{e} \chi_e (\phi + \phi_p), \quad (8)$$

where as ion perturbation in terms of ion susceptibility χ_i as

$$\frac{\delta n_i}{n} = -\frac{k^2 \epsilon_0}{e} \chi_i \phi. \quad (9)$$

Here n is the equilibrium electron density and ϵ_0 is the free space permittivity. For the ions, neglecting collisions, longitudinal motion and cross filed guiding center drifts one can write

$$\chi_i = \frac{2\omega_{pi}^2}{k^2 v_{thi}^2} \left[1 - \left(1 - \frac{\omega_i^*}{\omega}\right) I_0 e^{-b} - \eta_i \frac{\omega_i^*}{\omega} b (I_0 - I_1) e^{-b} \right]. \quad (10)$$

where $b = (k_\perp \rho_i)^2$, $\rho_i = v_{thi}/\omega_c$, I_0 and I_1 are the modified Bessel functions of zero and first order, respectively, ω_i^* is the ion diamagnetic drift frequency, \mathbf{k}_\perp is the perpendicular wave number, $\mathbf{k}_\perp = k_\theta \mathbf{e}_\theta + k_r \mathbf{e}_r$.

For the electron susceptibility we consider two cases.

A. Collisionless TEM Mode

In this case susceptibility can be taken from Ref.¹⁵

$$\chi_e = \frac{2\omega_p^2}{k^2 v_{the}^2} \left[1 + \left(\frac{\epsilon}{2} \right)^{1/2} \left(1 - \frac{\omega_e^*}{\omega} \right) \Delta \ln \frac{x_t}{\Delta} \left(g_n \sqrt{\frac{i\mu}{\pi}} \right) \right]. \quad (11)$$

where Δ is the separation of adjacent mode rational surfaces for fixed toroidal mode number, $\Delta = 1/k_\theta \hat{s}$ (it also signifies the trapped electron layer width, which demarks the region in which the trapped electron response is significant), $x_t = \sqrt{L_n/L_s} \rho$ represents the turning point width, L_s , L_n , and ρ are the magnetic shear length, equilibrium density scale length and ion Larmor radius and for the collisionless regime ($\omega_{De} < \omega < \omega_b$)

$$Im(g_n) = 2\sqrt{\pi} \left(\frac{\omega}{\omega_{De}} \right)^{3/2} e^{-\omega/\omega_{De}} \quad (12)$$

with $\omega_{De} = L_n/R\omega_e^*$, and ω_e^* is the electron diamagnetic frequency.

Using the Eqs.(10) and (11) in the Poisson's equation, we obtain

$$\varepsilon \phi = -\chi_e \phi_p, \quad (13)$$

where $\varepsilon = 1 + \chi_i + \chi_e$,

B. Weakly Collisional TEM Mode

In the low collisionality 'banana' regime $\nu_{*e} = \nu_e/\omega_{be} \ll 1$, where ν_e is the 90° coulomb collision frequency and $\omega_{be} = \epsilon^{1/2} v_{the}/Rq$ is the typical bounce frequency of trapped electrons, electron susceptibility and can be written as³¹

$$\chi_e^c = \frac{2\omega_p^2}{k^2 v_{the}^2} \left\{ 1 - \frac{2\sqrt{2}\epsilon}{\pi} \left(1 - \frac{\omega_e^*}{\omega^c} \right) + \frac{2\sqrt{2}\epsilon\Gamma(3/4)}{\pi^{3/2}} (1+i) \sqrt{\frac{\nu_{the}}{\omega^c \epsilon}} \left[1 - \frac{\omega_e^*}{\omega^c} \left(1 - \frac{3}{4} \eta_e \right) \right] \right\} \quad (14)$$

where ν_{the} is the collision frequency at thermal speed and we have neglected a small population of low energy electrons which are highly collisional. Using the Eqs.(10) and (14) in the Poisson's equation we obtain

$$\varepsilon^c \phi = -\chi_e^c \phi_p, \quad (15)$$

where $\varepsilon^c = 1 + \chi_i + \chi_e^c$, and χ_e^c is the electron (weakly collisional)

IV. NONLINEAR RESPONSE AT THE SIDEBANDS

The density perturbation at (ω, \mathbf{k}) couples with the oscillatory velocity of electrons, \mathbf{v}_0 , to produce nonlinear

density perturbations at sideband frequencies. Solving the equation of continuity,

$$\frac{\partial}{\partial t} n_1^{NL} + \nabla \cdot \left(\frac{\delta n_e}{2} \mathbf{v}_0^* \right) = 0, \quad (16)$$

one obtains

$$n_1^{NL} = \frac{\delta n_e}{2\omega_1} (\mathbf{k}_1 \cdot \mathbf{v}_0^*). \quad (17)$$

Similarly for the upper sideband the nonlinear density perturbation can be written as

$$n_2^{NL} = \frac{\delta n_e}{2\omega_2} (\mathbf{k}_2 \cdot \mathbf{v}_0). \quad (18)$$

Using Eqs. (17) and (18) in the Poisson's equation for the sideband waves, we obtain

$$\begin{aligned} \varepsilon_1 \phi_1 &= \frac{k^2}{k_1^2} \left(1 + \chi_i \right) \frac{\mathbf{k}_1 \cdot \mathbf{v}_0^*}{2\omega_1} \phi, \\ \varepsilon_2 \phi_2 &= \frac{k^2}{k_2^2} \left(1 + \chi_i \right) \frac{\mathbf{k}_2 \cdot \mathbf{v}_0}{2\omega_2} \phi, \end{aligned} \quad (19)$$

where

$$\begin{aligned} \varepsilon_1 &= 1 + \frac{\omega_p^2}{\Omega_c^2} - \frac{\omega_{pi}^2}{\omega_1^2} \left(1 + \frac{k_{1\parallel}^2}{k_1^2} \frac{m_i}{m} \right), \\ \varepsilon_2 &= 1 + \frac{\omega_p^2}{\Omega_c^2} - \frac{\omega_{pi}^2}{\omega_2^2} \left(1 + \frac{k_{2\parallel}^2}{k_2^2} \frac{m_i}{m} \right), \end{aligned} \quad (20)$$

are the dielectric functions at (ω_1, \mathbf{k}_1) , and (ω_2, \mathbf{k}_2) .

V. GROWTH RATE

The coupled equations (13) and (19) lead to the nonlinear dispersion relation,

$$\varepsilon = -\frac{\chi_e(1+\chi_i)}{(1+\frac{k_{0\perp}^2}{k_{\perp}^2})} \frac{k^2 U^2 \sin^2 \delta}{4\omega_0^2} \left[\frac{1}{\varepsilon_1} + \frac{1}{\varepsilon_2} \right], \quad (21)$$

where $U = |k_0 \phi_0/B|$ is the magnitude of $\mathbf{E}_0 \times \mathbf{B}$ electron velocity, and δ is the angle between \mathbf{k}_\perp and $\mathbf{k}_{0\perp}$. For $\omega k_{0z}/\omega_0 k_z \ll 1$, $k_\perp^2 < k_{0\perp}^2$, $k_z^2 < k_{0z}^2$ one may write

$$\frac{1}{\varepsilon_1} + \frac{1}{\varepsilon_2} \simeq \frac{1}{2(1+\omega_p^2/\Omega_c^2)} \frac{1 - k_\perp^2 k_{0z}^2/k_z^2 k_{0\perp}^2}{(1 - \omega_{LH}^2/\omega_0^2)} \quad (22)$$

We simplify Eq. (21) in two different cases

A. Collisionless TEM Mode

Writing $\omega = \omega_r + i\gamma$, with $\gamma \ll \omega_r$, the real and imaginary parts of Eq. (21) gives

$$\omega_r = -\omega_i^* \frac{[I_0 e^{-b} - \eta_i b (I_0 - I_1) e^{-b}]}{1 - I_0 e^{-b} + \frac{1}{T_e/T_i + P 2\omega_{pi}^2/k^2 v_{thi}^2}},$$

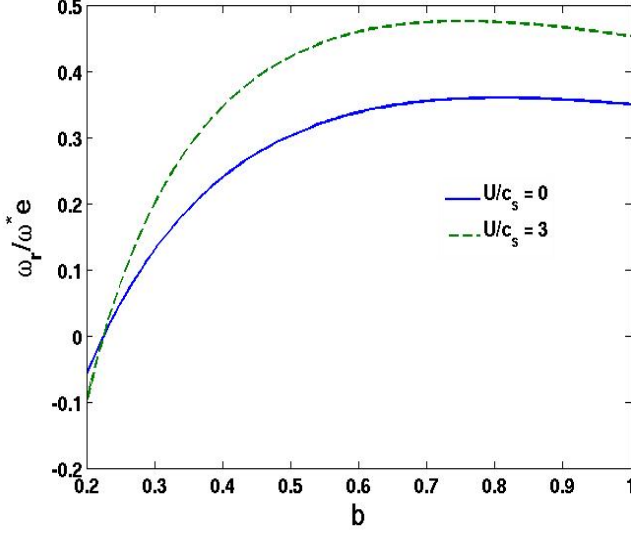


FIG. 1. (Color online) Variation of normalized real frequency for collisionless TEM as a function of b for $\eta_i=5$, $R/L_n = 1.8$

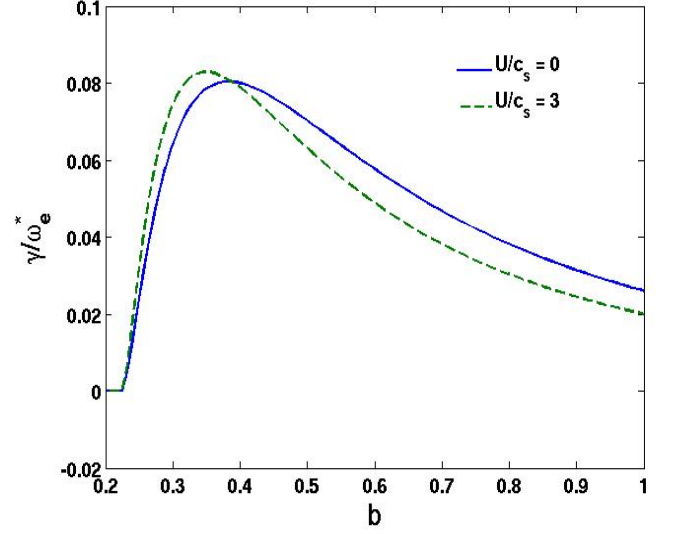


FIG. 2. (Color online) Variation of normalized growthrate for collisionless TEM as a function of b for $\eta_i=5$, $R/L_n = 1.8$

for $b < 1$

$$\omega_r \simeq -\omega_i^* \left[\frac{1 - b - \eta_i b}{b + \frac{1}{T_e/T_i + P 2\omega_{pi}^2/k^2 v_{thi}^2}} \right], \quad (23)$$

$$\gamma = -\frac{T_i}{T_e} \sqrt{\frac{\epsilon}{2}} \frac{(1 - \frac{\omega_e^*}{\omega}) \Delta \ln \frac{x_t}{\Delta} \text{Im}(g_n \sqrt{\frac{i\mu}{\pi}}) (1 + P\chi_i)}{1 - I_0 e^{-b} + \frac{1}{T_e/T_i + P 2\omega_{pi}^2/k^2 v_{thi}^2}} \quad (24)$$

There are two regimes, for small k_\perp regime, P reduces, hence the drift wave frequency enhance and growth rate increases. For large k_\perp , P become positive and hence the growthrate reduces, where

$$P \simeq \frac{1 - k_\perp^2 k_{0z}^2 / k_z^2 k_0^2}{2(1 + \omega_p^2 / \Omega_e^2)(1 - \omega_{LH}^2 / \omega_0^2)} \frac{k^2 U^2}{4\omega_0^2(1 + k_0^2/k^2)}. \quad (25)$$

B. Weakly Collisional TEM Mode

Writing $\omega^c = \omega_r^c + i\gamma^c$, with $\gamma^c \ll \omega_r^c$, the real and imaginary parts of Eq. (21) gives

$$\begin{aligned} \omega_r^c \left[\frac{G}{\omega_e^*} - \left(1 - \frac{3}{4}\eta_e\right) \left(S + \frac{1}{P}\right) \right] + \frac{G}{\Gamma(3/4)} \sqrt{\frac{\pi\epsilon}{\nu_{the}}} \sqrt{\omega_r^c} \\ - G \left(1 - \frac{3}{4}\eta_e\right) = 0, \\ \gamma^c = \frac{\frac{G}{\Gamma(3/4)} \sqrt{\frac{\pi\epsilon}{\nu_{the}}} \sqrt{\omega_r^c}}{\left[\frac{G}{\omega_e^*} - \left(1 - \frac{3}{4}\eta_e\right) \left(S + \frac{1}{P}\right) \right] - \frac{G}{2\Gamma(3/4)} \sqrt{\frac{\pi\epsilon}{\nu_{the}\omega_r^c}}} \end{aligned} \quad (26)$$

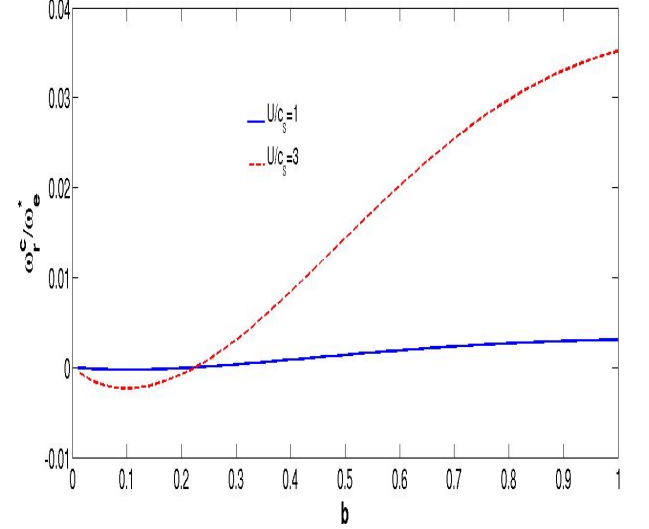


FIG. 3. (Color online) Variation of normalized real frequency for weakly collisional TEM as a function of b for two different values of lower hybrid amplitude $U/c_s=1$, and 3. Others parameters are $\eta_i=5$, $R/L_n = 1.8$, collisionality parameter $L_n \nu_{the}/v_{thi} = 0.01$

where

$$\begin{aligned} G = 2 \frac{\omega_{pi}^2}{k^2 v_{thi}^2} \omega_i^* \left\{ I_0 e^{-b} - \eta_i b (I_0 - I_1) e^{-b} \right\}, \\ S = 1 + 2 \frac{\omega_{pi}^2}{k^2 v_{thi}^2} (1 - I_0 e^{-b}). \end{aligned} \quad (27)$$

In order to have a numerical appreciation of results

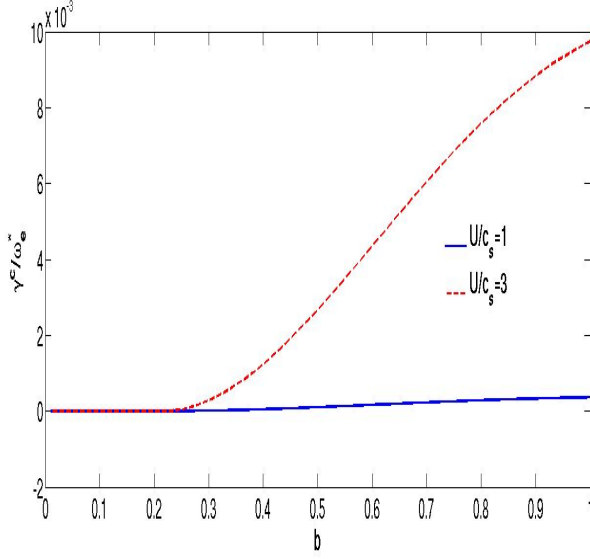


FIG. 4. (Color online) Variation of normalised growth rate for weakly collisional TEM as a function of b for two different lower hybrid amplitude $U/c_s=1$, and 3. Others parameters are $\eta_i=5$, $R/L_n = 1.8$, collisionality parameter $L_n\nu_{the}/v_{thi} = 0.01$

we consider the following set of parameters, corresponding to Alcator C-Mod tokamak²³, a compact tokamak : major radius $R = 0.67$ m, typical minor radius $= 0.21$ m, $r/a \sim < 0.4$, background electron density $\sim 10^{20} m^{-3}$, electron temperature ~ 2.5 keV, ion temperature ~ 1 keV, magnetic field ~ 5 T, frequency of the lower hybrid pump is 4.6 GHz, and the refractive index of the lower hybrid wave parallel to the magnetic field is ~ 2 , $R/L_n=1.8$, $U/c_s=5$, where c_s is the ion sound speed. The value of $U/c_s = 3$ corresponds to lower hybrid power of 1.7 MW³². One may mention that the range of lower hybrid power is typically ~ 1 MW and looking for the increase of LH power to 2.0-2.4 MW in future.

Figure 1 shows the progression of normalized wave frequency for electrostatic collisionless TEM mode as a function of b for different pump power $U/c_s=0$, and 3 which shows, lower hybrid pump amplitude have a significant effect on real frequency, while in case of growth rate of the collisionless TEM (cf. Fig.2) the lower hybrid amplitude has a very tiny effect on the destabilization of the drift wave, and significant effect on suppressing smaller wavelength drift wave.

Figure 3 shows the progression of normalised wave frequency for electrostatic weakly collisional TEM mode as a function of b for different lower hybrid amplitude $U/c_s=1$, and 3, and collisionality parameter $L_n\nu_{the}/v_{thi}=0.01$. The longer wave length drift waves are stabilized by the lower hybrid pump wave, while the shorter wavelength get destabilized (cf. Fig.4)

Finally we consider the anomalous diffusion in an axisymmetric system, due to low-frequency, electrostatic in-

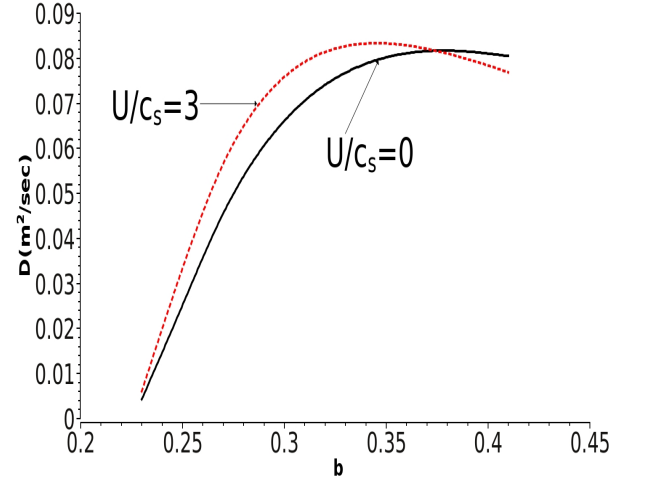


FIG. 5. Variation of diffusion coefficient for collisionless TEM as a function of b for $\eta_i=5$, $R/L_n = 1.8$, $\tau_c = 20a/c_s$, $U/c_s = 3$

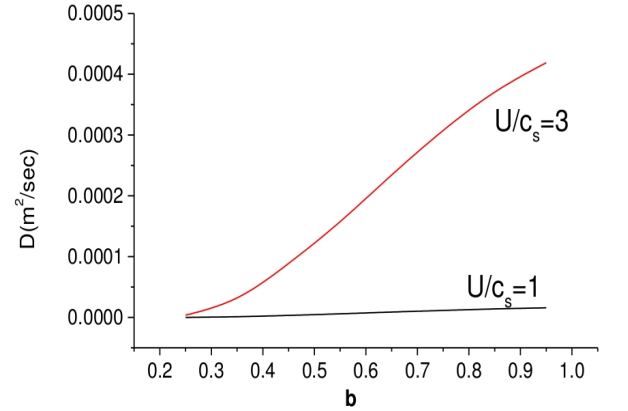


FIG. 6. Variation of diffusion coefficient for weakly collisional TEM as a function of b for $\eta_i=5$, $R/L_n = 1.8$, $\tau_c = 20a/c_s$, collisionality parameter $L_n\nu_{the}/v_{thi}=0.01$

stabilities, with characteristic frequency lower than the mean bounce frequency of the trapped particles between the mirrors, the resulting resultant diffusion of the trapped particle is mainly due to the lack of conservation of the canonical angular momentum.

The anomalous diffusion coefficient for the trapped particle can be written from Ref.²⁵

$$D \approx v_\Omega^2 \tau_c \approx \frac{E_\xi^2}{B_\theta^2} \tau_c \quad (28)$$

where v_Ω is the drift velocity of the trapped particle to-

wards the magnetic axis, τ_c is the correlation time. The quantitative estimate of $|e\phi/T|^2 \sim (\gamma/\omega^*)(1/k_\perp^2 L_n^2)$.

In Figs. 5 and 6 we have plotted the diffusion co-efficient for collisionless and weakly collisional TEM mode for different lower hybrid pump amplitude.

VI. DISCUSSIONS

The anomalous diffusion of collisionless and weakly collisional trapped particles due to low frequency modes is considered. In axisymmetric torus the diffusion of the trapped particles appear due to changes in the angular momentum (Ware Pinch³³). With the increasing of normalized lower hybrid pump amplitude it further destabilized the drift wave (cf. Figs. 3 and 4) by the parametric coupling of the pump and the sideband waves, which gives a significant role in diffusion of the trapped particle in the core region of the tokamak (cf. Figs. 5 and 6), as most recently observed in Alcator C-Mod^{23,24}. The inward diffusion of the trapped electrons in the presence of lower hybrid pump is quite significantly large compared with the weakly collisional trapped electron modes. In the region of trapped particles the amplitude of pump wave has to be constant, which may be reasonable as long as pump frequency of the lower hybrid layer. The Lower hybrid wave - trapped particle mode interaction is localized in a parallel length of the order of the width of the phased array of the wave guides. However the drift wave mode structure extends far beyond this region, hence the pump effectiveness is may be significantly reduced. The trapped particle diffusion is primarily expected to be taken place in the LH resonance cone.

VII. ACKNOWLEDGEMENT

The Authors are grateful to Prof. Zhiong Lin and Dr. Yong Xiao of University of California Irvine for valuable suggestions.

¹B. Kadomtsev and O. Pogutse, Nuclear Fusion **11**, 67 (1971).

²W. Horton, Rev. Mod. Phys. **71**, 735 (1999).

³Y. Xiao and Z. Lin, Phys. Rev. Lett. **103**, 085004 (2009).

⁴W. Deng and Z. Lin, Physics of Plasmas **16**, 102503 (2009).

⁵L. Lin, M. Porkolab, E. Edlund, J. Rost, C. Fiore, M. Greenwald, Y. Lin, D. Mikkelsen, N. Tsujii, and S. Wukitch, Physics of plasmas **16**, 012502 (2009).

⁶P. Diamond, C. McDevitt, Ö. Gürcan, T. Hahm, W. Wang, E. Yoon, I. Holod, Z. Lin, V. Naulin, and R. Singh, Nuclear Fusion **49**, 045002 (2009).

⁷J. Wesson and D. J. Campbell, Tokamaks, Vol. 149 (Oxford university press, 2011).

⁸E. Doyle, W. Houlberg, Y. Kamada, V. Mukhovatov, T. Osborne, A. Polevoi, G. Bateman, J. Connor, J. Cordey, T. Fujita, et al., Nuclear Fusion **47**, S18 (2007).

⁹J. Conner and H. Wilson, Plasma Physics and Controlled Fusion **36**, 719 (1994).

¹⁰A. M. Dimits, G. Bateman, M. Beer, B. Cohen, W. Dorland, G. Hammett, C. Kim, J. Kinsey, M. Kotschenreuther, A. Kritiz, et al., Physics of Plasmas **7**, 969 (2000).

¹¹F. Jenko, W. Dorland, M. Kotschenreuther, and B. Rogers, Physics of Plasmas **7**, 1904 (2000).

¹²Z. Lin, T. S. Hahm, W. Lee, W. M. Tang, and R. B. White, Science **281**, 1835 (1998).

¹³J. Chowdhury, R. Ganesh, S. Brunner, J. Vaclavik, L. Villard, and P. Angelino, Physics of Plasmas **16**, 052507 (2009).

¹⁴F. Gang and P. Diamond, Physics of Fluids B: Plasma Physics **2**, 2976 (1990).

¹⁵F. Gang, P. Diamond, and M. Rosenbluth, Physics of Fluids B: Plasma Physics **3**, 68 (1991).

¹⁶T. Hahm and W. Tang, Physics of Fluids B: Plasma Physics **3**, 989 (1991).

¹⁷T. S. Hahm, Physics of Fluids B: Plasma Physics **3**, 1445 (1991).

¹⁸M. A. Beer and G. W. Hammett, Physics of Plasmas **3**, 4018 (1996).

¹⁹J. Kinsey, R. Waltz, and J. Candy, Physics of plasmas **13**, 022305 (2006).

²⁰D. Ernst, P. Bonoli, P. Catto, W. Dorland, C. Fiore, R. Granetz, M. Greenwald, A. Hubbard, M. Porkolab, M. Redi, et al., Physics of Plasmas **11**, 2637 (2004).

²¹F. Rytter, F. Imbeaux, F. Leuterer, H.-U. Fahrbach, W. Suttrop, and A. U. Team, Phys. Rev. Lett. **86**, 5498 (2001).

²²J. DeBoo, S. Cirant, T. Luce, A. Manini, C. Petty, F. Rytter, M. Austin, D. Baker, K. Gentle, C. Greenfield, et al., Nuclear fusion **45**, 494 (2005).

²³A. Ince-Cushman, J. E. Rice, M. Reinke, M. Greenwald, G. Wallace, R. Parker, C. Fiore, J. W. Hughes, P. Bonoli, S. Shiraiwa, A. Hubbard, S. Wolfe, I. H. Hutchinson, E. Marmar, M. Bitter, J. Wilson, and K. Hill, Phys. Rev. Lett. **102**, 035002 (2009).

²⁴J. Rice, A. Ince-Cushman, P. Bonoli, M. Greenwald, J. Hughes, R. Parker, M. Reinke, G. Wallace, C. Fiore, R. Granetz, et al., Nuclear Fusion **49**, 025004 (2009).

²⁵C. S. Liu, D. C. Baxter, and W. B. Thompson, Phys. Rev. Lett. **26**, 621 (1971).

²⁶C. Liu and V. Tripathi, The Physics of Fluids **23**, 345 (1980).

²⁷G. Praburam, V. Tripathi, and V. Jain, The Physics of fluids **31**, 3145 (1988).

²⁸K. Wong and P. Bellan, The Physics of Fluids **21**, 841 (1978).

²⁹M. Redi, W. Dorland, C. Fiore, J. Baumgaertel, E. Belli, T. Hahm, G. Hammett, and G. Rewoldt, Physics of plasmas **12**, 072519 (2005).

³⁰A. Kuley and V. Tripathi, Physics of Plasmas **16**, 032504 (2009).

³¹J. Connor, R. Hastie, and P. Helander, Plasma physics and controlled fusion **48**, 885 (2006).

³²C. Liu, V. Tripathi, V. Chan, and V. Stefan, The Physics of fluids **27**, 1709 (1984).

³³A. A. Ware, Phys. Rev. Lett. **25**, 15 (1970).