

On the sub-shock formation in extended thermodynamics

Shigeru Taniguchi¹ and Tommaso Ruggeri^{2*}

¹*Department of Creative Engineering,*

National Institute of Technology, Kitakyushu College, Japan

²*Department of Mathematics & Alma Mater Research Center on Applied Mathematics,
University of Bologna, Bologna, Italy*

(Dated: July 4, 2021)

In hyperbolic dissipative systems, the solution of the shock structure is not always continuous and a discontinuous part (sub-shock) appears when the velocity of the shock wave is greater than a critical value. In principle, the sub-shock may occur when the shock velocity s reaches one of the characteristic eigenvalues of the hyperbolic system. Nevertheless, Rational Extended Thermodynamics (ET) for a rarefied monatomic gas predicts the sub-shock formation only when s exceeds the maximum characteristic velocity of the system evaluated in the unperturbed state λ_0^{\max} . This fact agrees with a general theorem asserting that continuous shock structure cannot exist for $s > \lambda_0^{\max}$. In the present paper, first, the shock structure is numerically analyzed on the basis of ET for a rarefied polyatomic gas with 14 independent fields. It is shown that, also in this case, the shock structure is still continuous when s meets characteristic velocities except for the maximum one and therefore the sub-shock appears only when $s > \lambda_0^{\max}$. This example reinforces the conjecture that, the differential systems of ET theories have the special characteristics such that the sub-shock appears only for s greater than the unperturbed maximum characteristic velocity. However, in the second part of the paper, we construct a counterexample of this conjecture by using a simple 2×2 hyperbolic dissipative system which satisfies all requirements of ET. In contrast to previous results, we show the clear sub-shock formation with a slower shock velocity than the maximum unperturbed characteristic velocity.

PACS numbers: 47.40.-x, 05.70.Ln, 47.45.-n

I. INTRODUCTION

Hyperbolic dissipative systems, which are sometimes called as hyperbolic systems with relaxation in the mathematical community, describe a large class of the physical systems and appear in many fields, in particular, in the field of non-equilibrium thermodynamics within the framework of so-called Rational Extended Thermodynamics (hereafter, for simplicity, referred to as ET, instead of RET) [1, 2]. In (parabolic or hyperbolic) dissipative systems, the shock wave is represented by a solution of the type of traveling waves that is called *shock structure* because it predicts a thickness of the shock wave. In contrast to the parabolic system with the Navier-Stokes and Fourier (NSF) constitutive equations obtained in the framework of Thermodynamics of Irreversible Processes (TIP), the hyperbolic dissipative system predicts, in general, the formation of a *sub-shock*. In other words, the shock structure is not always continuous and a discontinuous part (sub-shock) appears when the velocity of the shock wave s is greater than a critical value.

For the shock structure in rarefied monatomic gases, the following features have been reported in literature: Grad proposed the moment method of closure of the field equations [3] and showed that the discontinuity (sub-shock) may appear in the so-called Grad-13 moment system when the Mach number is greater than 1.65, which corresponds to the value of s reaching the maximum char-

acteristic velocity evaluated in equilibrium unperturbed state [4]. Ruggeri showed that, for any hyperbolic system of balance laws, the shock structure becomes in principle singular when the shock velocity s meets a characteristic velocity and therefore the sub-shock seems to appear when s meets all the supersonic characteristic velocities of the hyperbolic system [5].

In order to check the theoretical prediction of the sub-shock formation, Weiss performed numerical calculations of the shock structure in a rarefied monatomic gas on the basis of ET with 13, 14 and 21 independent variables with the use of the assumption of the Maxwellian molecule for production terms. The numerical results showed that, except for the maximum characteristic velocity, the singular points become regular and continuous solution is obtained until s reaches the maximum characteristic velocity. Weiss concluded, as a conjecture, that for any number of moments the sub-shock appears only after the maximum characteristic velocity, at least numerically [6]. This conjecture was reinforced by a theorem of Boillat and Ruggeri in which it was proven that, for hyperbolic system of balance laws satisfying the convexity of the entropy, no continuous solution exists with larger shock velocity s than the maximum characteristic velocity evaluated in the unperturbed state λ_0^{\max} [7].

However, there is no mathematical proof about the absence of the sub-shock when the shock velocity is slower than the maximum characteristic velocity. There still remain the following questions: “Is the above conjecture valid for all systems satisfying the requirements of ET theory?” and “Are there any possibilities to have the

* taniguchi.shigeru@kct.ac.jp, tommaso.ruggeri@unibo.it

sub-shock with slower characteristic velocity than the maximum characteristic velocity?" These questions are interesting not only mathematically but also physically due to the following recent progresses:

(a) Extended thermodynamics of polyatomic gases has been developed [8–10]. The ET theory with 14 independent variables (ET₁₄) explains the shock structure in rarefied polyatomic gases where the internal modes, namely, rotational and vibrational modes, are partially excited [11]. In particular, ET₁₄ can explain the structure composed of thin and thick layers [12, 13] in a fully consistent way [11] in contrast to previous Bethe-Teller theory [14]. It is also shown that the very steep change in the thin layer may be described as a sub-shock within the resolution of the simplified ET theory with only 6 independent fields (ET₆) [11, 15, 16]. The numerical results based on the kinetic theory also support the theoretical predictions by the ET theories quantitatively [17]. Therefore the sub-shock formation does not necessarily imply the violation of the validity range of the ET theory in a polyatomic gas and the sub-shock may have the physical meaning in this kind of problems.

(b) In the context of a binary mixture of Eulerian monatomic gases, the sub-shock formation with slower shock velocity than the maximum unperturbed characteristic velocity and the multiple sub-shock was observed via numerical analysis [18, 19]. However, the system of balance equations for binary mixtures is very special because the field equations for each component have exactly the same form of a single fluid and the coupling effect is only through the production terms that take the mechanical and thermal diffusions into account.

In the present paper, in order to understand the problems more deeply, we first reconsider the shock structure in a rarefied polyatomic gas predicted by ET₁₄ and it will be shown that, also in this case, the singular points where s reaches slower characteristic velocities may become regular and the sub-shock appears only when the shock velocity is greater than the maximum characteristic velocity in the unperturbed state. This example reinforces the conjecture that, the differential systems of ET theories have the special characteristics such that the sub-shock occurs only for s greater than the unperturbed maximum characteristic velocity.

However, in the second part of the paper, we construct a counterexample of this conjecture by using a simple 2×2 hyperbolic dissipative system that satisfies all requirements of extended thermodynamics, that is, the entropy inequality, concavity of the entropy, sub-characteristic condition and Shizuta-Kawashima condition. In contrast to previous results, we show clearly the sub-shock formation with a shock velocity slower than the maximum characteristic velocity. Moreover, multiple sub-shock is also observed in this simple system.

Final section is devoted to the concluding remarks and the discussion on some open problems.

II. SHOCK-STRUCTURE PROBLEM

The system of field equations of ET in one space dimension belongs to a particular case of general first order hyperbolic quasi-linear system of balance laws:

$$\frac{\partial \mathbf{U}}{\partial t} + \frac{\partial \mathbf{F}(\mathbf{U})}{\partial x} = \mathbf{f}(\mathbf{U}), \quad (1)$$

where \mathbf{U} , \mathbf{F} and \mathbf{f} are column vectors of R^N . Here $\mathbf{U}(x, t)$ is the unknown field vector with x and t being, respectively, the space and time.

Let us consider a solution of (1) representing a shock structure, that is, the field variable \mathbf{U} depends only on a single variable z (traveling wave):

$$\mathbf{U} \equiv \mathbf{U}(z), \quad z = x - st$$

with constant equilibrium boundary conditions at infinity:

$$\lim_{z \rightarrow +\infty} \mathbf{U} = \mathbf{U}_0, \quad \lim_{z \rightarrow -\infty} \mathbf{U} = \mathbf{U}_1, \quad (2)$$

where

$$\mathbf{f}(\mathbf{U}_0) = \mathbf{f}(\mathbf{U}_1) = 0.$$

We call the state \mathbf{U}_0 as the *unperturbed state* and the state \mathbf{U}_1 as the *perturbed state*, respectively. Hereafter, the quantities with the subscript 0 represent the quantities evaluated in the unperturbed state and the quantities with subscript 1 represent the ones evaluated in the perturbed state. From (1), we have the following ODE system:

$$(\mathbf{A}(\mathbf{U}) - s\mathbf{I}) \frac{d\mathbf{U}}{dz} = \mathbf{f}(\mathbf{U}), \quad \mathbf{A} = \frac{\partial \mathbf{F}}{\partial \mathbf{U}} \quad (3)$$

with boundary conditions given by (2).

Following [7], by taking the typical features of extended thermodynamics into account, we may split the system (1) into the blocks of M conservation laws and of $N - M$ balance equations as follows:

$$\begin{aligned} \frac{\partial \mathbf{V}(\mathbf{U})}{\partial t} + \frac{\partial \mathbf{P}(\mathbf{U})}{\partial x} &= 0, \\ \frac{\partial \mathbf{W}(\mathbf{U})}{\partial t} + \frac{\partial \mathbf{R}(\mathbf{U})}{\partial x} &= \mathbf{g}(\mathbf{U}). \end{aligned} \quad (4)$$

We may also choose the field variable \mathbf{U} to coincide with the *main field* by which the original system becomes symmetric hyperbolic [20, 21]:

$$\mathbf{U} \equiv (\mathbf{v}, \mathbf{w})^T, \quad (5)$$

where $\mathbf{v} \in R^M$ and $\mathbf{w} \in R^{N-M}$, such that [7, 22]:

$$\mathbf{g}(\mathbf{v}, \mathbf{w}) = 0 \iff \mathbf{w} = 0. \quad (6)$$

The state with $\mathbf{w} = 0$ represents the equilibrium state and we associate the system (4) with the corresponding *equilibrium subsystem* [22]:

$$\frac{\partial \mathbf{V}(\mathbf{v}, 0)}{\partial t} + \frac{\partial \mathbf{P}(\mathbf{v}, 0)}{\partial x} = 0. \quad (7)$$

Taking (4) into account, we may rewrite (3) as

$$\begin{aligned} \frac{d}{dz} \{-s\mathbf{V}(\mathbf{v}, \mathbf{w}) + \mathbf{P}(\mathbf{v}, \mathbf{w})\} &= 0, \\ -s \frac{d\mathbf{W}(\mathbf{v}, \mathbf{w})}{dz} + \frac{d\mathbf{R}(\mathbf{v}, \mathbf{w})}{dz} &= \mathbf{g}(\mathbf{v}, \mathbf{w}). \end{aligned} \quad (8)$$

By integrating (8)₁, we have

$$-s\mathbf{V}(\mathbf{v}, \mathbf{w}) + \mathbf{P}(\mathbf{v}, \mathbf{w}) = \text{const.} \quad (9)$$

and by taking the fact that unperturbed and perturbed states are constant states (see (2)), from (8)₂ and (6), we have

$$\mathbf{w}_1 = \mathbf{w}_0 = 0 \quad (10)$$

and, from (9),

$$-s\mathbf{V}(\mathbf{v}_0, 0) + \mathbf{P}(\mathbf{v}_0, 0) = -s\mathbf{V}(\mathbf{v}_1, 0) + \mathbf{P}(\mathbf{v}_1, 0). \quad (11)$$

This is nothing else the Rankine-Hugoniot (RH) conditions associated with the equilibrium subsystem (7) and permits us to obtain $\mathbf{v}_1 \equiv \mathbf{v}_1(\mathbf{v}_0, s)$. Therefore, once the unperturbed equilibrium state \mathbf{v}_0 and the shock velocity s are given, the shock structure is obtained as the solution of (9) and (8)₂ under the boundary conditions (10) and (11).

According with [7], a singularity (sub-shock) may appear when a characteristic velocity λ , which is the eigenvalue of the matrix \mathbf{A} , meets the shock velocity (see (3)) for some z . More precisely, let $\mathbf{U}_s(z)$ be a solution of (3) for a given s ,

$$\exists \bar{z}, \quad \text{such that} \quad \lambda(\mathbf{U}_s(\bar{z})) = s. \quad (12)$$

Assuming that, for a prescribed s , the solutions of (3) satisfy the following condition for any genuine non-linear eigenvalues λ :

$$\lambda_0 \leq \lambda(\mathbf{U}_s(z)) \leq \lambda_1(s), \quad \forall z \in [-\infty, \infty]. \quad (13)$$

Then the necessary condition for a sub-shock with the shock velocity slower than λ_0^{\max} , is that, for some s , there exists an eigenvalue λ such that

$$\lambda_0 < s < \lambda_1(s) < \lambda_0^{\max}. \quad (14)$$

In fact, if (14) is true, from (13), (12) holds for continuity reason.

We notice that, if we increase the shock velocity more, such that $s > \lambda_0^{\max}$, the sub-shock corresponding to the fastest mode also becomes admissible and therefore we may expect that there exist two or more sub-shocks.

III. SUB-SHOCK FORMATION IN A RAREFIED POLYATOMIC GAS

Let us analyze the shock structure in a rarefied polyatomic gas based on extended thermodynamics with 14

fields (ET₁₄); the mass density ρ , the velocity v_i , the temperature T , the dynamic (non-equilibrium) pressure Π , the shear stress $\sigma_{\langle ij \rangle}$ and the heat flux q_i , where $i, j = 1, 2, 3$ and the angular brackets in $\sigma_{\langle ij \rangle}$ indicate that the shear stress is symmetric traceless tensor. The ET₁₄ theory is the the simplest and natural extension of the Navier-Stokes and Fourier (NSF) theory and ET₁₄ includes NSF as a special case.

We adopt the caloric and thermal equations of state for a rarefied polyatomic gas. The specific internal energy ε and the (equilibrium) pressure p are expressed by

$$\varepsilon = \frac{D}{2} \frac{k_B}{m} T, \quad p = \frac{k_B}{m} \rho T,$$

where D , k_B and m are, respectively, the degrees of freedom of a molecule, the Boltzmann constant and the mass of a molecule. Hereafter, we consider a polytropic gas, that is, the specific heat is assumed to be constant (D is constant). For the case of a non-polytropic rarefied gas, the shock structure was studied in [11].

We focus on the one-dimensional (plane) shock waves propagating along the x -axis where the vectorial and tensorial quantities are given by

$$v_i \equiv \begin{pmatrix} v \\ 0 \\ 0 \end{pmatrix}, \quad \sigma_{\langle ij \rangle} \equiv \begin{pmatrix} \sigma & 0 & 0 \\ 0 & -\frac{1}{2}\sigma & 0 \\ 0 & 0 & -\frac{1}{2}\sigma \end{pmatrix}, \quad q_i \equiv \begin{pmatrix} q \\ 0 \\ 0 \end{pmatrix}$$

and in this case, the independent variables are $\mathbf{U} \equiv (\rho, v, T, \Pi, \sigma, q)^T$. The field equations of ET₁₄ are sum-

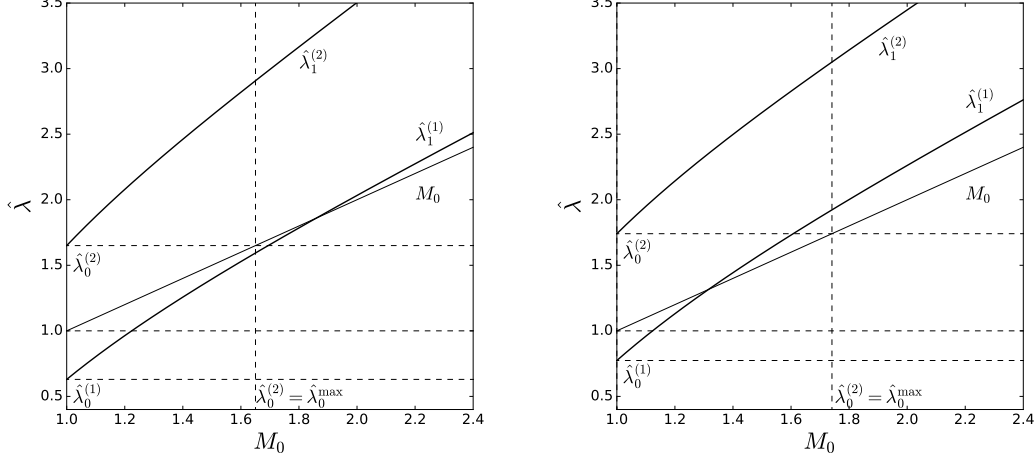


FIG. 1. Mach number dependences of the dimensionless characteristic velocities in the perturbed state for $D = 3$ (left) and for $D = 7$ (right).

marized as follows: [8]

$$\begin{aligned}
& \frac{\partial \rho}{\partial t} + \frac{\partial}{\partial x}(\rho v) = 0, \\
& \frac{\partial \rho v}{\partial t} + \frac{\partial}{\partial x}(p + \Pi - \sigma + \rho v^2) = 0, \\
& \frac{\partial}{\partial t}(2\rho\varepsilon + \rho v^2) + \\
& + \frac{\partial}{\partial x} \{2\rho\varepsilon v + 2(p + \Pi - \sigma)v + \rho v^3 + 2q\} = 0, \\
& \frac{\partial}{\partial t} \{3(p + \Pi) + \rho v^2\} + \\
& + \frac{\partial}{\partial x} \left\{ (5p + 5\Pi - 2\sigma)v + \rho v^3 + \frac{5}{1 + \hat{c}_v} q \right\} = -\frac{3\Pi}{\tau_\Pi}, \\
& \frac{\partial}{\partial t}(p + \Pi - \sigma + \rho v^2) + \\
& + \frac{\partial}{\partial x} \left\{ 3(p + \Pi - \sigma)v + \rho v^3 + \frac{3}{1 + \hat{c}_v} q \right\} = \frac{\sigma}{\tau_S} - \frac{\Pi}{\tau_\Pi}, \\
& \frac{\partial}{\partial t} \{2\rho\varepsilon v + 2(p + \Pi - \sigma)v + \rho v^3 + 2q\} + \\
& + \frac{\partial}{\partial x} \left\{ 2\rho\varepsilon v^2 + 5(p + \Pi - \sigma)v^2 + \rho v^4 + \right. \\
& \quad \left. + 2 \left(\varepsilon + \frac{k_B}{m} T \right) p + 2 \left(\varepsilon + 2 \frac{k_B}{m} T \right) (\Pi - \sigma) + \right. \\
& \quad \left. + \frac{10 + 4\hat{c}_v}{1 + \hat{c}_v} qv \right\} \\
& = -2 \left\{ \frac{q}{\tau_q} + \left(\frac{\Pi}{\tau_\Pi} - \frac{\sigma}{\tau_S} \right) v \right\}, \tag{15}
\end{aligned}$$

where τ_Π , τ_S , and τ_q are the relaxation times for the dynamic pressure, the shear stress, and the heat flux,

respectively. Here \hat{c}_v is the dimensionless specific heat defined by $\hat{c}_v \equiv (m/k_B)c_v$ with c_v being the specific heat and in the present case $\hat{c}_v = D/2$. The equilibrium state of (15) is achieved when $\Pi = \sigma = q = 0$. The characteristic velocities in the equilibrium state λ_E are [2, 23]:

$$\frac{\lambda_E - v}{c} = 0, 0, \pm\Delta^{(1)}, \pm\Delta^{(2)}, \tag{16}$$

where

$$\begin{aligned}
\Delta^{(1)} &= \sqrt{\frac{\hat{c}_v \left(7 + 4\hat{c}_v - \sqrt{37 + 32\hat{c}_v + 4\hat{c}_v^2} \right)}{2(1 + \hat{c}_v)^2}}, \\
\Delta^{(2)} &= \sqrt{\frac{\hat{c}_v \left(7 + 4\hat{c}_v + \sqrt{37 + 32\hat{c}_v + 4\hat{c}_v^2} \right)}{2(1 + \hat{c}_v)^2}},
\end{aligned}$$

and c is the sound velocity:

$$c = \sqrt{\gamma \frac{k_B}{m} T}. \tag{17}$$

Here γ is the ratio of specific heats related with \hat{c}_v and D by the following relations

$$\gamma = \frac{1 + \hat{c}_v}{\hat{c}_v} = \frac{2 + D}{D}.$$

The equilibrium subsystem (7) of the system of ET₁₄ (15) is the system of Euler equations. The relationship between the unperturbed and perturbed states is given by the RH conditions (9) for the system of the Euler equations. Let $\mathbf{U}_0 = (\rho_0, v_0, T_0, 0, 0, 0)^T$ be the unperturbed state and the unperturbed Mach number M_0 is defined as

$$M_0 = \frac{s - v_0}{c_0},$$

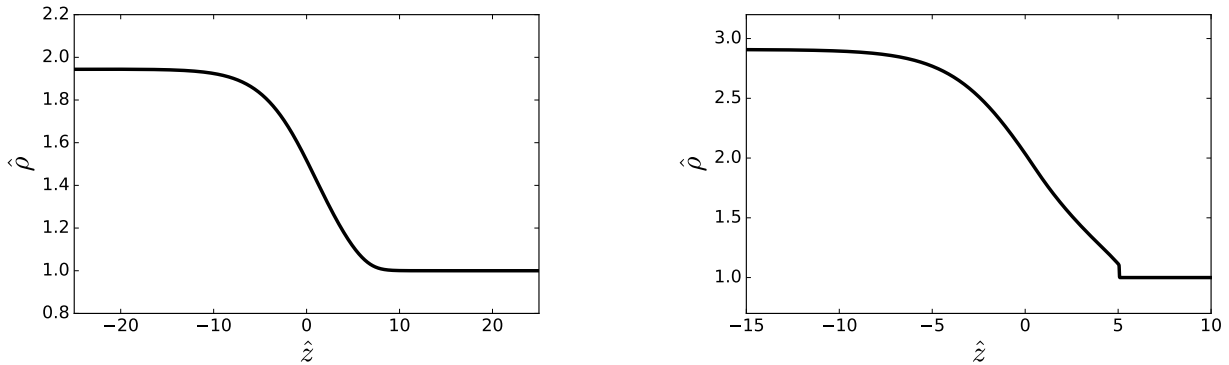


FIG. 2. Profiles of the dimensionless mass density $\hat{\rho} \equiv \rho/\rho_0$ with ρ_0 being the mass density in the unperturbed state. Here \hat{z} is the dimensionless position defined by $\hat{z} \equiv z/(c_0\tau_{\text{II}})$ and $D = 7$. $M_0 = 1.5$ (left) and $M_0 = 2$ (right).

where c_0 is the sound velocity in the unperturbed state. As is well known, except for contact shocks, the solution of the RH equations for Euler fluids is:

$$\begin{aligned} V_1 &= V_0 - \frac{2}{\gamma+1} V_0 \frac{M_0^2 - 1}{M_0^2}, & V &= \frac{1}{\rho}, \\ v_1 &= v_0 + \frac{2c_0}{\gamma+1} \frac{M_0^2 - 1}{M_0}, \\ T_1 &= T_0 + 2T_0 \frac{(M_0^2 - 1)(\gamma M_0^2 + 1)(\gamma - 1)}{M_0^2(1 + \gamma)^2}. \end{aligned} \quad (18)$$

It is also well known that we should take $M_0 > 1$ for obtaining the solution of a stable shock wave.

Let us consider, without loss of generality, $v_0 = 0$ due to the Galilean invariance and let us define the dimensionless characteristic velocities as $\hat{\lambda} \equiv \lambda/c_0$. By considering only the two waves propagating in the positive x directions and taking (16), (17) and (18) into account, we obtain the dimensionless characteristic velocities in the unperturbed constant state \mathbf{U}_0 and in the perturbed constant state \mathbf{U}_1 :

$$\hat{\lambda}_0^{(1)} = \Delta^{(1)}, \quad \hat{\lambda}_0^{(2)} = \Delta^{(2)}$$

$$\hat{\lambda}_1^{(1)} = \frac{v_1}{c_0} + \frac{c_1}{c_0} \Delta^{(1)}, \quad \hat{\lambda}_1^{(2)} = \frac{v_1}{c_0} + \frac{c_1}{c_0} \Delta^{(2)}.$$

The former two are constant, while the latter two depend on M_0 . In the present case, the necessary condition for existence of sub-shock (14) expressed by the dimensionless variables reads:

$$\hat{\lambda}_0 < M_0 < \hat{\lambda}_1(M_0) < \hat{\lambda}_0^{\text{max}}. \quad (19)$$

Figure 1 shows the dependence of the dimensionless characteristic velocities in the perturbed state $\hat{\lambda}_1^{(1)}$ and $\hat{\lambda}_1^{(2)}$ on

the Mach number M_0 in the cases of $D = 3$ (monatomic gas) and of $D = 7$. It was proven that, in the limit of $D \rightarrow 3$, the solutions for rarefied polyatomic gases converge to the ones for rarefied monatomic gases when we impose an appropriate initial condition, which is compatible with monatomic gases [24, 25].

For $D = 7$, we have $\hat{\lambda}_0^{(1)} \simeq 0.773809$ and $\lambda_0^{(2)} = \hat{\lambda}_0^{\text{max}} \simeq 1.74093$. In contrast to the case $D = 3$, for $D = 7$, as we increase the Mach number from unity, the first characteristic velocity $\hat{\lambda}_1^{(1)}$ evaluated in the perturbed state \mathbf{U}_1 meets the shock velocity at $M_0 \simeq 1.31579$ before the fastest characteristic velocity in the unperturbed state. Therefore (19) is satisfied for $1.31579 < M_0 < 1.74093$ and, in principle, the sub-shock formation with smaller shock velocity than the maximum characteristic velocity may exist in this range. However, as we will see in the next section, $M_0 = 1.31579$ is a regular singular point and no sub-shock arises until we reach $M_0 > 1.74093$, i.e., until the shock velocity becomes larger than the maximum characteristic velocity evaluated in equilibrium state in front of the shock!

A. Numerical analysis

The shock structure was studied in [11] for a non-polytropic rarefied gas by solving the ODE system (3) numerically for Mach numbers less than 1.47 and the agreement between theoretical predictions and the experimental results is excellent with respect to previous theories.

In order to obtain the shock-structure solution also for large Mach number, in the present analysis, instead of solving the ODE system (3), we use a different procedure solving ad hoc Riemann problem for the PDE system (15) according with the conjecture about the large-

time behavior of the Riemann problem and the Riemann problem with structure [26] for a system of balance laws proposed by Ruggeri and coworkers [27–29] – following an idea of Liu [30]. According to this conjecture, the solutions of both Riemann problems with and without structure, for large time, instead to converge to the corresponding Riemann problem of the equilibrium sub-system (i.e combination of shock and rarefaction waves), converge to solutions that represent a combination of shock structures (with and without sub-shocks) of the full system and rarefactions waves of the equilibrium sub-system.

In particular, if the Riemann initial data correspond to a shock family \mathcal{S} of the equilibrium sub-system, for large time, the solution of the Riemann problem of the full system converges to the corresponding shock structure. This means that, for the numerical study of the shock structure, instead of using a solver of ODE, which is not useful when a discontinuity (sub-shock) appears, Riemann solvers (e.g. [31]) can be used and if we wait enough time after the initial time, we obtain the shock-structure profile with or without sub-shocks. This strategy was adopted in several shock phenomena of ET [2]. In particular the conjecture was tested numerically for a Grad 13-moment system and a mixture of fluids [27, 32] and was verified in a simple 2×2 dissipative model considered by Mentrelli and Ruggeri [29] for which it is possible to calculate the shock structures of the full system and the rarefactions of the equilibrium subsystem analytically.

We perform numerical calculations on the shock structure obtained after long time for the Riemann problem consisted with two equilibrium states $\mathbf{U}_0 = (\rho_0, 0, T_0, 0, 0, 0)^T$ and $\mathbf{U}_1 = (\rho_1, v_1, T_1, 0, 0, 0)^T$ satisfying the RH conditions for the system of the Euler equations (18). For the numerical calculations on the shock structure, the BGK model for the production terms is adopted and therefore the relaxation times τ_Π , τ_S and τ_q are constant and have the same value $\tau_\Pi = \tau_S = \tau_q$. We developed and adopted the parallel numerical code written in C language on the basis of the Uniformly accurate Central Scheme of order 2 (UCS2) proposed by Liotta, Romano and Russo [33] for analyzing the hyperbolic balance laws with production term.

Figure 2 shows typical examples of the mass density profile with $D = 7$. The Mach numbers are $M_0 = 1.5$ and $M_0 = 2$. The profile for $M_0 = 1.5$ is continuous and no sub-shock arises. In the profile for $M_0 = 2$, only one sub-shock, which corresponds to the fastest mode, appears. The present situation is similar to the ones obtained in the case of a rarefied monatomic gas [1, 6]. The singular point in the shock-structure solution becomes regular except for the maximum characteristic velocity. This result implies that the system of ET for rarefied polyatomic gas has the same property on the sub-shock formation and this property seems common for the systems satisfying the requirements of the ET theory.

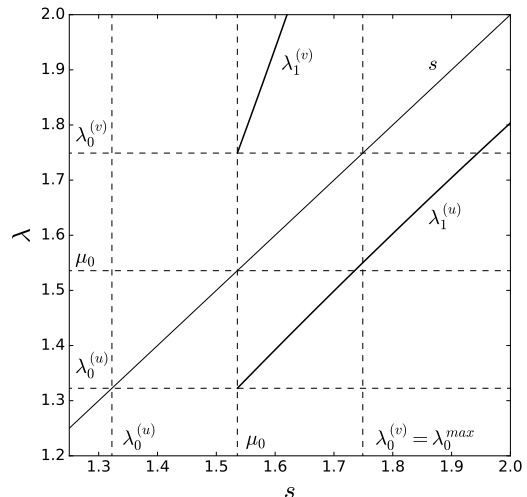


FIG. 3. (Case A) Dependence of the characteristic velocities in the perturbed state λ_1 on the shock speed s for $u_0 = 1.15$.

IV. 2×2 HYPERBOLIC DISSIPATIVE SYSTEM

A. General form of 2×2 hyperbolic dissipative system

Let us consider the following 2×2 dissipative hyperbolic system of balance laws proposed by Mentrelli and Ruggeri [29]:

$$\begin{aligned} \frac{\partial u}{\partial t} + \frac{\partial}{\partial x} \left(\frac{\partial K}{\partial u} \right) &= -\frac{1}{\tau} (u - v), \\ \frac{\partial v}{\partial t} + \frac{\partial}{\partial x} \left(\frac{\partial K}{\partial v} \right) &= -\frac{1}{\tau} (v - u), \end{aligned} \quad (20)$$

or, alternatively,

$$\begin{aligned} \frac{\partial}{\partial t} (u + v) + \frac{\partial}{\partial x} \left(\frac{\partial K}{\partial u} + \frac{\partial K}{\partial v} \right) &= 0, \\ \frac{\partial u}{\partial t} + \frac{\partial}{\partial x} \left(\frac{\partial K}{\partial u} \right) &= -\frac{1}{\tau} (u - v) \end{aligned} \quad (21)$$

for the unknown field $\mathbf{U} = (u, v)^T$, which is a function of space x and time t . Here $K \equiv K(u, v)$ is an arbitrary smooth function in terms of the variables u and v and $\tau > 0$ represents a constant relaxation time. The equilibrium state is achieved when $u = v$.

The system (20) (or, (21)) was proposed because this satisfies all the requirement of rational extended thermodynamics. In fact, the solution of the balance equations (20) (or, (21)) satisfies the following entropy inequality [34]:

$$\frac{\partial h}{\partial t} + \frac{\partial h^1}{\partial x} = \Sigma > 0, \quad (22)$$

where h , h^1 and Σ are, respectively, the entropy density, the entropy flux and the entropy production density given by

$$\begin{aligned} h &= -\frac{1}{2}(u^2 + v^2), \\ h^1 &= -u\frac{\partial K}{\partial u} - v\frac{\partial K}{\partial v} + K, \\ \Sigma &= \frac{1}{\tau}(u - v)^2. \end{aligned} \quad (23)$$

Moreover, the concavity of the entropy density h with respect to the field $(u, v)^T$ is automatically satisfied (see (23)₁).

It is well known that, by introducing the formal substitution

$$\partial_t \rightarrow -\lambda\delta \quad \partial_x \rightarrow \delta$$

and by putting zero for the production terms in (20) (or (21)), we obtain a linear system of two equations where λ represents the characteristic velocity and $(\delta u, \delta v)^T$ is proportional to the characteristic eigenvector of the system associated with λ :

$$\begin{aligned} \left(-\lambda + \frac{\partial^2 K}{\partial u^2}\right)\delta u + \frac{\partial^2 K}{\partial u\partial v}\delta v &= 0, \\ \frac{\partial^2 K}{\partial u\partial v}\delta u + \left(-\lambda + \frac{\partial^2 K}{\partial v^2}\right)\delta v &= 0. \end{aligned} \quad (24)$$

Therefore the characteristic velocities $\lambda^{(1)}$ and $\lambda^{(2)}$ are obtained as the solutions of the characteristic polynomial $P(\lambda) = 0$, where

$$P(\lambda) = \lambda^2 - \left\{ \frac{\partial^2 K}{\partial u^2} + \frac{\partial^2 K}{\partial v^2} \right\} \lambda + \frac{\partial^2 K}{\partial u^2} \frac{\partial^2 K}{\partial v^2} - \left(\frac{\partial^2 K}{\partial u\partial v} \right)^2.$$

In particular, the equilibrium characteristic velocities $\lambda_E^{(1)}$ and $\lambda_E^{(2)}$ are the roots of $P_E(\lambda_E) = 0$, where

$$\begin{aligned} P_E(\lambda_E) &= \lambda_E^2 - \left\{ \frac{\partial^2 K}{\partial u^2} + \frac{\partial^2 K}{\partial v^2} \right\} \Big|_E \lambda_E + \\ &\quad \left\{ \frac{\partial^2 K}{\partial u^2} \frac{\partial^2 K}{\partial v^2} - \left(\frac{\partial^2 K}{\partial u\partial v} \right)^2 \right\} \Big|_E. \end{aligned} \quad (25)$$

Here the quantities with subscript E represent the quantities evaluated in the equilibrium state in which $v = u$.

According with the definition given by Boillat and Ruggeri [22], in the present case, the equilibrium subsystem associated with the system (21) is obtained, by putting $v = u$ into the equation (21)₁:

$$\frac{\partial u}{\partial t} + \frac{1}{2} \frac{\partial}{\partial x} \left(\frac{d\bar{K}}{du} \right) = 0, \quad (26)$$

where $\bar{K} = \bar{K}(u)$ is defined by $\bar{K}(u) = K(u, u)$. The characteristic velocity μ of the equilibrium subsystem (26) is given by

$$\mu = \frac{1}{2} \frac{d^2 \bar{K}}{du^2}. \quad (27)$$

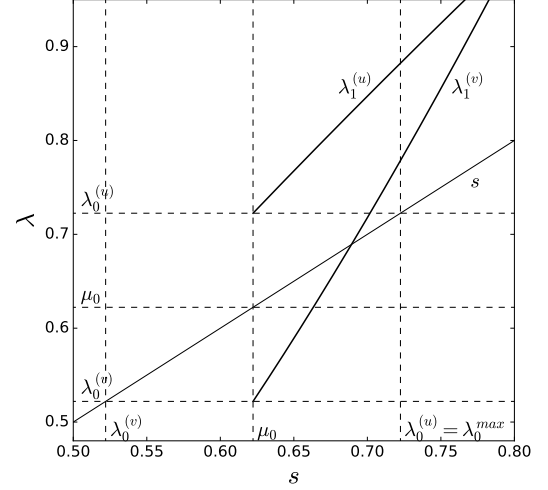


FIG. 4. (Case B) Dependence of the characteristic velocities in the perturbed state λ_1 on the shock speed s for $u_0 = 0.85$.

Taking into account the following identities:

$$\begin{aligned} \frac{d\bar{K}}{du} &= \left(\frac{\partial K}{\partial u} + \frac{\partial K}{\partial v} \right) \Big|_E, \\ \frac{d^2 \bar{K}}{du^2} &= \left(\frac{\partial^2 K}{\partial u^2} + 2 \frac{\partial^2 K}{\partial u\partial v} + \frac{\partial^2 K}{\partial v^2} \right) \Big|_E, \end{aligned}$$

we have

$$P_E(\mu) = -\frac{1}{4} \left\{ \left(\frac{\partial^2 K}{\partial u^2} - \frac{\partial^2 K}{\partial v^2} \right) \Big|_E \right\}^2 \leq 0. \quad (28)$$

Therefore, we have the sub-characteristic conditions [22]:

$$\lambda_E^{(1)} \leq \mu \leq \lambda_E^{(2)}. \quad (29)$$

The system (21) also belongs to the general hyperbolic system of balance laws in one-space dimension (1) with

$$\begin{aligned} \mathbf{U} &\equiv (u + v, u)^T, \quad \mathbf{F} \equiv \left(\left(\frac{\partial K}{\partial u} + \frac{\partial K}{\partial v} \right), \frac{\partial K}{\partial u} \right)^T, \\ \mathbf{f} &\equiv \left(0, -\frac{1}{\tau}(u - v) \right)^T. \end{aligned} \quad (30)$$

This kind of dissipative hyperbolic systems have recently been studied with particular attention to the existence of global smooth solutions. In fact, under the Shizuta-Kawashima coupling condition (K-condition) [35, 36]

$$\nabla \mathbf{f} \cdot \mathbf{r}^{(i)} \Big|_E \neq 0 \quad \forall i = 1, \dots, N, \quad (31)$$

$(\mathbf{r}^{(i)})$ represents the i^{th} characteristic eigenvector of the hyperbolic system (1), it was proven that, for small initial data, smooth solutions exist for all times and constant states are stable [37–40]. The K-condition (31) is equivalent to [41]:

$$\delta \mathbf{f} \Big|_E \neq 0.$$

In the present case, from (30)₃, we have

$$\delta \mathbf{f}|_E \neq 0 \iff (\delta u - \delta v)|_E \neq 0. \quad (32)$$

We need to consider the two possible cases separately:

- If

$$\frac{\partial^2 K}{\partial u \partial v} \Big|_E = 0, \quad (33)$$

from (25) and (24), we have

$$\lambda_E^{(1)} = \frac{\partial^2 K}{\partial u^2} \Big|_E, \quad (\delta u)|_E = 1, \quad (\delta v)|_E = 0,$$

$$\lambda_E^{(2)} = \frac{\partial^2 K}{\partial v^2} \Big|_E, \quad (\delta u)|_E = 0, \quad (\delta v)|_E = 1$$

and (32) is automatically satisfied for both eigenvectors.

- If

$$\frac{\partial^2 K}{\partial u \partial v} \Big|_E \neq 0,$$

from (24), we have

$$(\delta u)|_E = -\frac{\partial^2 K}{\partial u \partial v} \Big|_E, \quad (\delta v)|_E = -\lambda_E + \frac{\partial^2 K}{\partial u^2} \Big|_E$$

and therefore the K-condition (32) is satisfied when

$$\lambda_E \neq \omega, \quad \text{with } \omega = \frac{\partial^2 K}{\partial u^2} \Big|_E + \frac{\partial^2 K}{\partial u \partial v} \Big|_E. \quad (34)$$

From (25), we have

$$P_E(\omega) = \frac{\partial^2 K}{\partial u \partial v} \Big|_E \left(\frac{\partial^2 K}{\partial u^2} - \frac{\partial^2 K}{\partial v^2} \right) \Big|_E.$$

The K-condition (34) implies $P_E(\omega) \neq 0$ and therefore

$$\left(\frac{\partial^2 K}{\partial u^2} - \frac{\partial^2 K}{\partial v^2} \right) \Big|_E \neq 0. \quad (35)$$

We notice that, if (35) holds, the equilibrium characteristic velocities for the full system have the different values from the one for the equilibrium sub-system and the inequalities in (28) and (29) become strict.

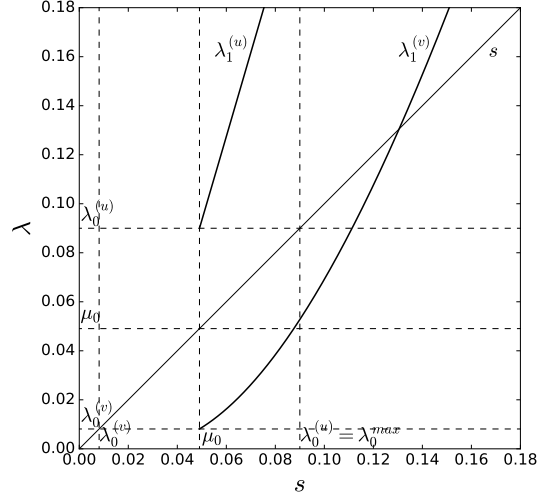


FIG. 5. (Case C) Dependence of the characteristic velocities in the perturbed state λ_1 on the shock speed s for $u_0 = 0.3$.

Therefore we can summarize as follows:

Statement 1 For any smooth function $K(u, v)$ such that

$$\frac{\partial^2 K}{\partial u \partial v} \Big|_{u=v} = 0,$$

or

$$\left(\frac{\partial^2 K}{\partial u^2} - \frac{\partial^2 K}{\partial v^2} \right) \Big|_{u=v} \neq 0,$$

and initial data sufficiently small, according with the theorems stated in [37–40], the system (20) has global smooth solutions for all time.

B. 2×2 system with $K = u^4/12 + v^6/30$

In the paper [29], the system with $K = uv^2$ was studied. In this system, two characteristic velocities have the different sign; one is positive and another one is negative. In order to discuss the sub-shock formation with the slower shock velocity than the maximum characteristic velocity, we need to construct a new system in which both characteristic velocities are positive. In the present paper, we adopt

$$K = u^4/12 + v^6/30.$$

In this case, we have the following balance equations:

$$\frac{\partial u}{\partial t} + \frac{\partial}{\partial x} \left(\frac{u^3}{3} \right) = -\frac{u-v}{\tau},$$

$$\frac{\partial v}{\partial t} + \frac{\partial}{\partial x} \left(\frac{v^5}{5} \right) = -\frac{v-u}{\tau}, \quad (36)$$

or, alternatively,

$$\begin{aligned} \frac{\partial}{\partial t}(u+v) + \frac{\partial}{\partial x}\left(\frac{u^3}{3} + \frac{v^5}{5}\right) &= 0, \\ \frac{\partial u}{\partial t} + \frac{\partial}{\partial x}\left(\frac{u^3}{3}\right) &= -\frac{u-v}{\tau}. \end{aligned} \quad (37)$$

The solution of the balance equations (36) (or, (37)) satisfies the entropy inequality (22) where the entropy density h , the entropy flux h^1 and the entropy production density Σ are, in the present case, given by

$$\begin{aligned} h &= -\frac{1}{2}(u^2 + v^2), \\ h^1 &= -\frac{u^4}{4} - \frac{v^6}{6}, \\ \Sigma &= \frac{1}{\tau}(u-v)^2. \end{aligned}$$

The characteristic velocities λ are

$$\lambda = u^2, v^4. \quad (38)$$

We adopt the following notation:

$$\lambda^{(u)} = u^2 \quad \text{and} \quad \lambda^{(v)} = v^4.$$

The equilibrium sub-system (26) becomes

$$\frac{\partial u}{\partial t} + \frac{\partial}{\partial x}\left(\frac{u^3}{6} + \frac{u^5}{10}\right) = 0 \quad (39)$$

and the characteristic velocity of the equilibrium sub-system μ (27) becomes

$$\mu = \frac{u^2 + u^4}{2}. \quad (40)$$

From equations (38) and (40), it can be easily proven that the sub-characteristic condition (29) holds. The Shizuta-Kawashima condition is always satisfied because the condition (33) holds.

V. IDENTIFICATION OF POSSIBLE SUB-SHOCKS

Let us consider the shock-structure solution of the system (37). In the present case, (8) becomes:

$$\begin{aligned} \frac{d}{dz} \left\{ -s(u+v) + \left(\frac{u^3}{3} + \frac{v^5}{5}\right) \right\} &= 0, \\ (-s+u^2) \frac{du}{dz} &= \frac{v-u}{\tau}, \end{aligned} \quad (41)$$

with the following boundary conditions

$$\lim_{z \rightarrow +\infty} (u, v) = (u_0, u_0), \quad \lim_{z \rightarrow -\infty} (u, v) = (u_1, u_1). \quad (42)$$

From (41)₁ we have :

$$-s(u+v) + \left(\frac{u^3}{3} + \frac{v^5}{5}\right) = \text{const.}$$

and by taking (42) into account, we obtain the Rankine-Hugoniot conditions for the equilibrium subsystem (39):

$$-2su_0 + \left(\frac{u_0^3}{3} + \frac{u_0^5}{5}\right) = -2su_1 + \left(\frac{u_1^3}{3} + \frac{u_1^5}{5}\right) = \text{const.} \quad (43)$$

Therefore we have a relation between s , u_0 and u_1 given by (43), and, by excluding the null shock $u_1 = u_0$, the relation can be rewritten as:

$$s = \frac{u_1^2 + u_0 u_1 + u_0^2}{6} + \frac{u_1^4 + u_0 u_1^3 + u_0^2 u_1^2 + u_0^3 u_1 + u_0^4}{10}. \quad (44)$$

From the RH conditions and the expression of the characteristic eigenvalue of the subsystem (40), we conclude that the Lax condition [42] for the equilibrium subsystem is satisfied when

$$\mu_0 < s < \mu_1, \quad \text{provided} \quad u_1 > u_0 > 0.$$

In the present case we have:

$$\begin{aligned} \lambda_0^{(u)} &= u_0^2, & \lambda_0^{(v)} &= u_0^4 \\ \lambda_1^{(u)} &= u_1^2, & \lambda_1^{(v)} &= u_1^4. \end{aligned}$$

The first two are constants depending on u_0 and the other two are functions of s through the relation (44) that gives u_1 as function of s and u_0 .

We classify the RH curves into the following three different cases: Case. A: $u_0 > 1.06$; Case. B: $0.536 < u_0 < 1$; Case. C: $0 < u_0 < 0.536$ or $1 < u_0 < 1.06$.

A. Case A

If we choose the unperturbed state $\mathbf{U}_0 = (u_0, u_0)^T$ with $u_0 > 1.06$, the relationship $\lambda_0^{(u)} < \lambda_0^{(v)}$ holds and both characteristic velocities in the perturbed state $\mathbf{U}_1 = (u_1, u_1)^T$, $\lambda_1^{(u)} < s$ and $\lambda_1^{(v)} > s$ never meet the shock velocity s . Therefore the necessary conditions (14) are violated and there exists only one possibility of sub-shock formation when the shock velocity is larger than the maximum characteristic velocity: $s > \lambda_0^{(v)}$. As a typical example, we show the shock velocity dependence of the characteristic velocities in the perturbed state $\mathbf{U}_1 = (u_1, u_1)^T$ for $u_0 = 1.15$ in Figure 3. In this case, $\mu_0 \simeq 1.54$, $\lambda_0^{(1)} \simeq 1.32$ and $\lambda_0^{(2)} \simeq 1.75$.

B. Case B

If we choose $\mathbf{U}_0 = (u_0, u_0)^T$ with $0.536 < u_0 < 1$, the relationship $\lambda_0^{(u)} > \lambda_0^{(v)}$ holds. The characteristic velocity $\lambda_1^{(v)}$ in the perturbed state $\mathbf{U}_1 = (u_1, u_1)^T$ is equal

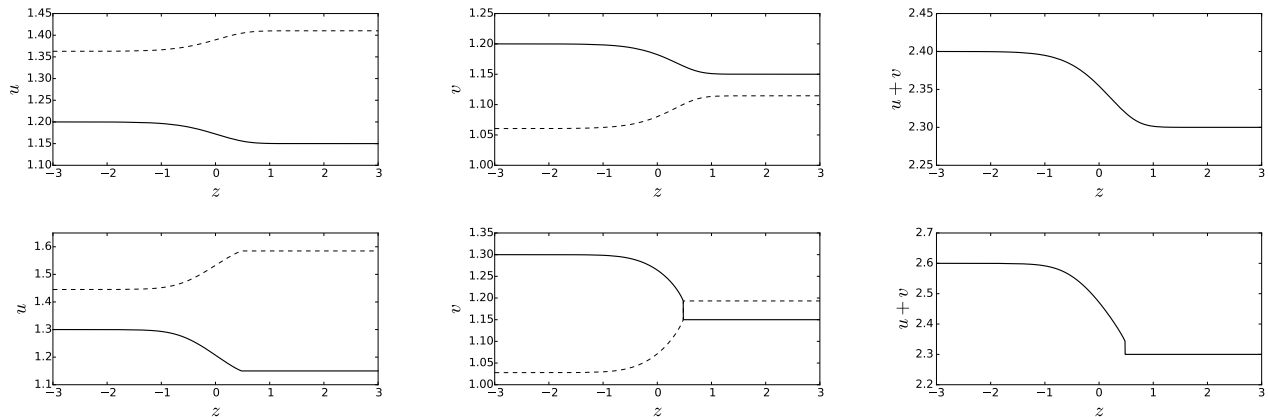


FIG. 6. (Case A) Shock structure (solid curves) for $u_1 = 1.2$ (top) and $u_1 = 1.3$ (bottom). The possible state just after the sub-shock (dotted curves) predicted by the RH conditions is also shown. $u_0 = 1.15$ and $\tau = 1$.

to the shock velocity at the critical characteristic velocity s_* , which is smaller than the maximum characteristic velocity in the unperturbed state; $s_* < \lambda_0^{(u)}$. There are two possibilities of the sub-shock formation. The first possibility is the sub-shock when $s_* < s$. The second is the sub-shock when $s > \lambda_0^{(u)}$. The necessary condition (14) holds for $s_* < s < \lambda_0^{(u)}$. Therefore this case is a candidate of a counter example to have a sub-shock with the shock velocity smaller than the maximum characteristic velocity in the unperturbed state and also to have multiple sub-shock. As a typical example, we show the shock velocity dependence of the characteristic velocities in the perturbed state for $u_0 = 0.85$ in Figure 4. In the present case, $\mu_0 = 0.622$, $\lambda_0^{(u)} = 0.723$, $\lambda_0^{(v)} = 0.522$ and $s_* = 0.689$.

C. Case C

If we choose the state $\mathbf{U}_0 = (u_0, u_0)^T$ with $0 < u_0 < 0.536$, the relationship $\lambda_0^{(u)} > \lambda_0^{(v)}$ holds. The characteristic velocity $\lambda_1^{(v)}$ in the state $\mathbf{U}_1 = (u_1, u_1)$ coincides with the shock velocity at the critical characteristic velocity s_* , which is larger than the maximum characteristic velocity $s_* > \lambda_0^{(u)}$. We understand that there are two possibilities of the sub-shock formation both for s greater than λ_0^{\max} . The first is the sub-shock appearing when $s > \lambda_0^{(u)}$. The second possibility is the sub-shock when $s > s_*$. The necessary condition (14) is violated. As a typical example, we show the shock velocity dependence of the characteristic velocities in the state $\mathbf{U}_1 = (u_1, u_1)^T$ for $u_0 = 0.3$ in Figure 5. In the present case, $\mu_0 = 0.050$, $\lambda_0^{(v)} = 0.0081$, $\lambda_0^{(u)} = 0.09$ and $s_* = 0.13$.

There is another region of the state $\mathbf{U}_0 = (u_0, u_0)^T$ with $1 < u_0 < 1.06$, which belongs to the Case C. The relationship $\lambda_0^{(v)} > \lambda_0^{(u)}$ holds and the characteristic ve-

locity $\lambda_1^{(u)}$ in the perturbed state meets the shock velocity at the critical characteristic velocity s_* larger than the maximum characteristic velocity $s_* > \lambda_0^{(v)}$.

VI. NUMERICAL RESULTS ON THE SHOCK WAVE STRUCTURE

In this section, we perform the numerical calculation on the shock structure in order to check the theoretical predictions of the sub-shock formation discussed in the previous section. We numerically solve the Riemann problem with the following initial condition:

$$u(x, 0) = v(x, 0) = \begin{cases} u_1 & (x < 0) \\ u_0 & (x \geq 0) \end{cases}$$

with $u_1(u_0, s)$ satisfying RH conditions for the equilibrium subsystem (39) and we analyze the shock-structure solution obtained after long time according with the conjecture explained in Sec. III A. Hereafter, we adopt $\tau = 1$.

As it is not easy to distinguish numerically a real sub-shock from a steep change of the profile, we adopt a strategy used in a previous paper [19]. This strategy is based on the fact that, if there exists a sub-shock, the two states \mathbf{U}_- and \mathbf{U}_+ must satisfy the Rankine-Hugoniot for the full system, i.e. [1, 43]:

$$-s[\mathbf{U}] + [\mathbf{F}(\mathbf{U})] = 0,$$

where $[\psi] = \psi_+ - \psi_-$ represents the jump of a generic quantity ψ across the (discontinuous) shock front. Here ψ_+ and ψ_- are, respectively, the values of ψ in the just right state and in the just left state of the jump. Therefore first we plot the profile of the shock structure and we consider any point of the profile as the state just before a potential sub-shock $(u_+, v_+)^T$, and then, from the

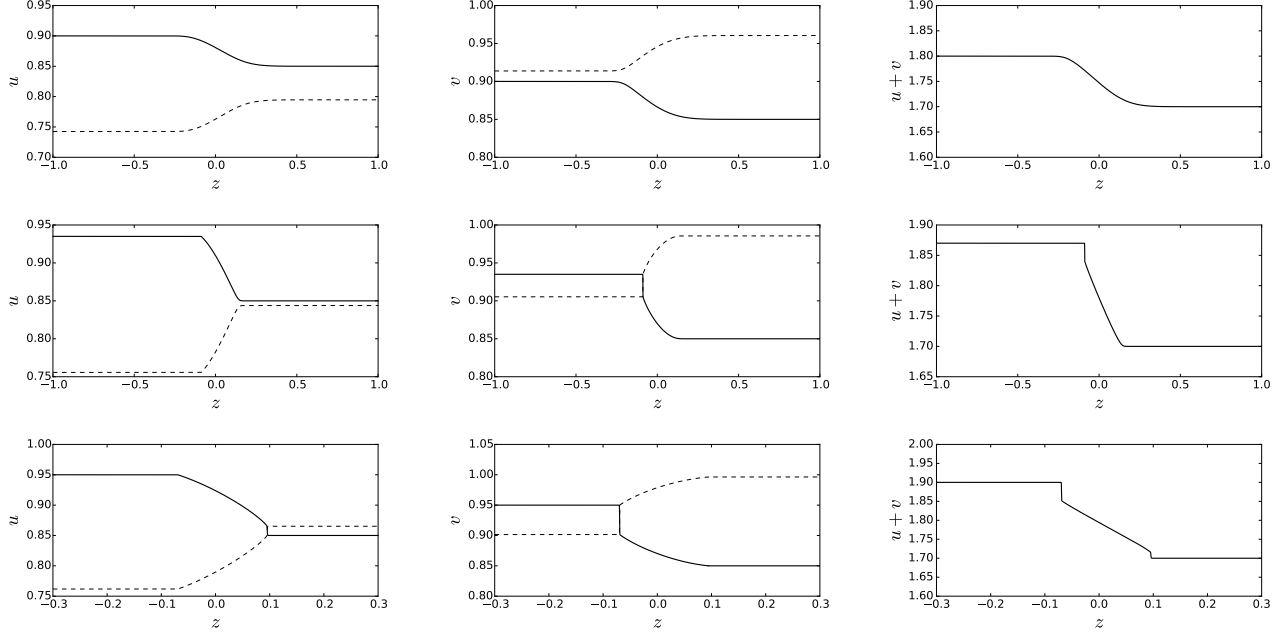


FIG. 7. (Case B) Shock structure for $u_1 = 0.9$ (top), $u_1 = 0.935$ (middle) and $u_1 = 0.95$ (bottom). The possible state just after the sub-shock (dotted curves) predicted by the RH conditions is also shown. $u_0 = 0.85$ and $\tau = 1$.

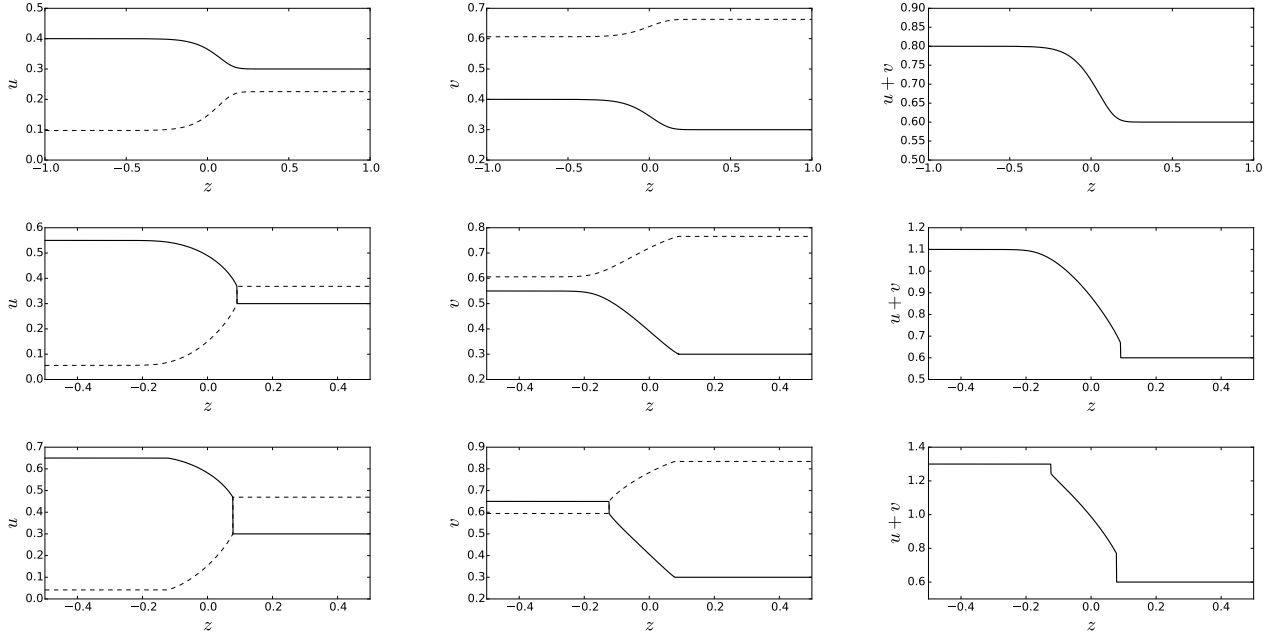


FIG. 8. (Case C) Shock structure for $u_1 = 0.4$ (top), $u_1 = 0.55$ (middle) and $u_1 = 0.65$ (bottom). The possible state just after the sub-shock (dotted curves) predicted by the RH conditions is also shown. $u_0 = 0.3$ and $\tau = 1$.

Rankine Hugoniot conditions for the full system (37),

$$s = \frac{u_-^2 + u_+ u_- + u_+^2}{3},$$

$$s = \frac{v_-^4 + v_-^3 v_+ + v_-^2 v_+^2 + v_- v_+^3 + v_+^4}{5},$$

we associate $(u_+, v_+)^T$ with a point $(u_-, v_-)^T$. In this way we have two curves: the profile of the shock structure and the curve of potential state just after the sub-shock. If the two curves never meet, we understand that the

profile of the shock structure is continuous and no sub-shock exists like in Figures 6_{1,2,4}. If the two curve have two points in common like in Figure 6₅, we understand that a sub-shock appears.

As a typical example of Case A, Figure 6 shows the numerical shock structure with or without a sub-shock for $u_1 = 1.2$ ($s = 1.64$) and for $u_1 = 1.3$ ($s = 1.89$). As was predicted, we have the continuous shock wave structure for $u_1 = 1.2$ and observe only one sub-shock for $u_1 = 1.3$.

As a typical example of Case B, Figure 7 shows the numerical shock structure for $u_1 = 0.9$ ($s = 0.677$), for $u_1 = 0.935$ ($s = 0.717$) and for $u_1 = 0.95$ ($s = 0.735$). We see the continuous shock structure for $u_1 = 0.9$. It should be emphasized that we observe the sub-shock formation for $u_1 = 0.935$ which satisfies the RH conditions for the sub-shock and that this is clearly a counter example of the sub-shock slower than the maximum unperturbed characteristic velocity. We see also the multiple sub-shock for u and v for $u_1 = 0.95$.

As a typical example of Case C, Figure 8 shows the numerical shock structure for $u_1 = 0.4$ ($s = 0.069$), for $u_1 = 0.55$ ($s = 0.11$) and for $u_1 = 0.65$ ($s = 0.15$). As was predicted, we see the continuous shock wave structure for $u_1 = 0.4$, the structure with one sub-shock for u for $u_1 = 0.55$ and the formation of the multiple sub-shock for u and v for $u_1 = 0.65$.

VII. SUMMARY AND CONCLUDING REMARKS

In this paper, first, we have shown that ET for a rarefied polyatomic gas with 14 independent variables does not predict the sub-shock formation with slower shock velocity than the maximum unperturbed characteristic

velocity. Second, we have shown an example of the clear sub-shock formation with slower shock velocity than the maximum characteristic velocity by adopting a simple 2×2 hyperbolic dissipative system that satisfies all requirements of the ET theory. We have concluded that the requirements of the entropy principle, the convexity of the entropy and the Shizuta-Kawashima condition, are not enough to characterize the property on the sub-shock formation of ET.

Therefore, if we conjecture that ET theories have this strange beautiful property such that the sub-shock appears only for the shock velocity greater than the maximum characteristic velocity, there must exist some special property of differential system of ET theories, which is still obscure.

If we multiply the system (3) by the left eigenvector \mathbf{l} of \mathbf{A} corresponding to a given eigenvalue λ , we obtain

$$\mathbf{l} \cdot \frac{d\mathbf{U}}{dz} = \frac{\mathbf{l} \cdot \mathbf{f}}{\lambda - s}.$$

To make the solution regular, when the eigenvalue λ approaches to s , $\mathbf{l} \cdot \mathbf{f}$ also must tend to 0. This means that the differential system of ET theories needs to satisfy some special condition between productions and the main part of the operator and this condition may be more restrictive than the K-condition. The identification of this condition is still an open problem and we will try to give an answer in the future.

ACKNOWLEDGMENTS

This work was partially supported by JSPS KAKENHI Grant Number JP16K17555 (S. T.) and by National Group of Mathematical Physics GNFM-INdAM (T. R.).

-
- [1] I. Müller and T. Ruggeri, *Rational Extended Thermodynamics. 2nd edn.* (Springer, New York, 1998).
 - [2] T. Ruggeri and M. Sugiyama, *Rational Extended Thermodynamics beyond the Monatomic Gas.* (Springer, Cham, Heidelberg, New York, Dordrecht, London, 2015).
 - [3] H. Grad, *Comm. Pure Appl. Math.* **2**, 331 (1949).
 - [4] H. Grad, *Comm. Pure Appl. Math.* **5**, 257 (1952).
 - [5] T. Ruggeri, *Phys. Rev. E* **47**, 4135 (1993).
 - [6] W. Weiss, *Phys. Rev. E* **52**, R5760 (1995).
 - [7] G. Boillat and T. Ruggeri, *Cont. Mech. Thermodyn.* **10**, 285 (1998).
 - [8] T. Arima, S. Taniguchi, T. Ruggeri and M. Sugiyama, *Cont. Mech. Thermodyn.* **24**, 271 (2012).
 - [9] T. Arima, S. Taniguchi, T. Ruggeri and M. Sugiyama, *Phys. Lett. A* **376**, 2799 (2012).
 - [10] T. Arima, T. Ruggeri, M. Sugiyama and S. Taniguchi, *Int. J. Non-Linear Mech.* **72**, 6 (2015).
 - [11] S. Taniguchi, T. Arima, T. Ruggeri and M. Sugiyama, *Phys. Rev. E* **89**, 013025 (2014).
 - [12] W.G. Vincenti and C.H. Kruger, Jr., *Introduction to Physical Gas Dynamics* (John Wiley and Sons, New York, London, Sydney, 1965).
 - [13] Ya. B. Zel'dovich and Yu. P. Raizer, *Physics of Shock Waves and High-Temperature Hydrodynamic Phenomena* (Dover Publications, Mineola, New York, 2002).
 - [14] H. A. Bethe and E. Teller, *Deviations from Thermal Equilibrium in Shock Waves* (1941) (reprinted by Engineering Research Institute, University of Michigan).
 - [15] S. Taniguchi, T. Arima, T. Ruggeri and M. Sugiyama, *Phys. Fluids* **26**, 016103 (2014).
 - [16] S. Taniguchi, T. Arima, T. Ruggeri and M. Sugiyama, *Int. J. Non-Linear Mech.* **79**, 66 (2016).
 - [17] S. Kosuge, K. Aoki and T. Goto, *AIP Conference Proceedings* **1786**, 180004 (2016).
 - [18] M. Bisi, G. Martalò and G. Spiga, *Acta Appl. Math.* **132**(1), 95-105 (2014).
 - [19] F. Conforto, A. Mentrelli and T. Ruggeri, *Ricerche di Matematica*, **66** (1) 221231 (2017).
 - [20] G. Boillat, *Sur l'existence et la recherche d'équations de conservation supplémentaires pour les systèmes hyper-*

- boliques, C. R. Acad. Sci. Paris A 278, 909 (1974).
- [21] T. Ruggeri, A. Strumia, Ann. Inst. H. Poincaré, Section A 34, 65 (1981).
- [22] G. Boillat and T. Ruggeri, Arch. Rat. Mech. Anal. **137**, 305 (1997).
- [23] T. Arima, S. Taniguchi, T. Ruggeri and M. Sugiyama, Continuum Mech. Thermodyn. **25**, 727 (2013).
- [24] T. Arima, S. Taniguchi, T. Ruggeri and M. Sugiyama, Phys. Lett. A **377**, 2136 (2013).
- [25] T. Arima, T. Ruggeri, M. Sugiyama and S. Taniguchi, Annals Phys. **372**, 83 (2016).
- [26] T.-P. Liu, Commun. Pure Appl. Math. **30**, 767 (1977); Commun. Math. Phys. **55**, 163 (1977).
- [27] F. Brini, T. Ruggeri, in *Proceedings of the 10th International Conference on Hyperbolic Problems (HYP2004), Osaka, 1317 Sept 2004*, vol. I, p. 319 Yokohama Publisher Inc., Yokohama, (2006).
- [28] F. Brini and T. Ruggeri, Suppl. Rend. Circ. Mat. Palermo II **78**, 31 (2006).
- [29] A. Mentrelli and T. Ruggeri, Suppl. Rend. Circ. Mat. Palermo II **78**, 201 (2006).
- [30] T.-P. Liu, in *Recent Mathematical Methods in Nonlinear Wave Propagation*, ed. by T. Ruggeri. Lecture Notes in Mathematics, vol. 1640, pp. 103136 Springer, Berlin, (1996).
- [31] E. Toro, *Riemann Solvers and Numerical Methods for Fluid Dynamics*. Springer, Berlin, (2009).
- [32] F. Brini and T. Ruggeri, in *Proceedings XII Int. Conference on Waves and Stability in Continuous Media*. Monaco, R. et al. (eds.) World Scientific, Singapore, pp. 102108 (2004).
- [33] S. F. Liotta, V. Romano and G. Russo, SIAM J. Numer. Anal. **38**, 1337 (2000).
- [34] We adopt different definition of the sign of the entropy from the one adopted in [29].
- [35] Y. Shizuta, S. Kawashima, Hokkaido Math. J. **14**, 249–275 (1985)
- [36] S. Kawashima, Proc. Roy. Soc. Edimburgh **106A**, 169 (1987)
- [37] B. Hanouzet, R. Natalini, Arch. Rat. Mech. Anal. **169**, 89–117 (2003)
- [38] W.-A. Yong, Arch. Rat. Mech. Anal. **172** (2), 247 (2004)
- [39] T. Ruggeri and D. Serre, Quarterly of Applied Math. **62** (1), 163–179 (2004)
- [40] S. Bianchini, B. Hanouzet and R. Natalini, IAC Report **79** (2005)
- [41] T. Ruggeri, Il Nuovo Cimento B **119** (7-9), 809–821 (2004)
- [42] P. D. Lax, Comm. Pure Appl. Math. **10**, 537 (1957).
- [43] C. Dafermos, *Conservation Laws in Continuum Physics*, 2nd ed. (Springer Verlag, Berlin, 2005).