

First-Order Adaptive Sample Size Methods to Reduce Complexity of Empirical Risk Minimization

Aryan Mokhtari

Alejandro Ribeiro

*Department of Electrical and Systems Engineering
University of Pennsylvania
Philadelphia, PA 19104, USA*

ARYANM@SEAS.UPENN.EDU

ARIBEIRO@SEAS.UPENN.EDU

Editor:

Abstract

This paper studies empirical risk minimization (ERM) problems for large-scale datasets and incorporates the idea of adaptive sample size methods to improve the guaranteed convergence bounds for first-order stochastic and deterministic methods. In contrast to traditional methods that attempt to solve the ERM problem corresponding to the full dataset directly, adaptive sample size schemes start with a small number of samples and solve the corresponding ERM problem to its statistical accuracy. The sample size is then grown geometrically – e.g., scaling by a factor of two – and use the solution of the previous ERM as a warm start for the new ERM. Theoretical analyses show that the use of adaptive sample size methods reduces the overall computational cost of achieving the statistical accuracy of the whole dataset for a broad range of deterministic and stochastic first-order methods. The gains are specific to the choice of method. When particularized to, e.g., accelerated gradient descent and stochastic variance reduce gradient, the computational cost advantage is a logarithm of the number of training samples. Numerical experiments on various datasets confirm theoretical claims and showcase the gains of using the proposed adaptive sample size scheme.

1. Introduction

Finite sum minimization (FSM) problems involve objectives that are expressed as the sum of a typically large number of component functions. Since evaluating descent directions is costly, it is customary to utilize stochastic descent methods that access only one of the functions at each iteration. When considering first order methods, a fitting measure of complexity is the total number of gradient evaluations that are needed to achieve optimality of order ϵ . The paradigmatic deterministic gradient descent (GD) method serves as a naive complexity upper bound and has long been known to obtain an ϵ -suboptimal solution with $\mathcal{O}(N\kappa \log(1/\epsilon))$ gradient evaluations for an FSM problem with N component functions and condition number κ [1]. Accelerated gradient descent (AGD) [2] improves the computational complexity of GD to $\mathcal{O}(N\sqrt{\kappa} \log(1/\epsilon))$, which is known to be the optimal bound for deterministic first-order methods [1]. In terms of stochastic optimization, it has been only recently that linearly convergent methods have been proposed. Stochastic averaging gradient [3, 4], stochastic variance reduction [5], and dual coordinate descent [6, 7], have all been shown to converge to ϵ -accuracy at a cost of $\mathcal{O}((N + \kappa) \log(1/\epsilon))$ gradient evaluations. The accelerating catalyst framework in [8] further reduces complexity to $\mathcal{O}((N + \sqrt{N\kappa}) \log(\kappa) \log(1/\epsilon))$ and the works in [9] and [10] to $\mathcal{O}((N + \sqrt{N\kappa}) \log(1/\epsilon))$. The latter matches the upper bound on the complexity of stochastic methods [11].

Perhaps the main motivation for studying FSM is the solution of empirical risk minimization (ERM) problems associated with a large training set. ERM problems are particular cases of FSM, but they do have two specific qualities that come from the fact that ERM is a proxy for statistical

loss minimization. The first property is that since the empirical risk and the statistical loss have different minimizers, there is no reason to solve ERM beyond the expected difference between the two objectives. This so-called *statistical accuracy* takes the place of ϵ in the complexity orders of the previous paragraph and is a constant of order $\mathcal{O}(1/N^\alpha)$ where α is a constant from the interval $[0.5, 1]$ depending on the regularity of the loss function; see Section 2. The second important property of ERM is that the component functions are drawn from a common distribution. This implies that if we consider subsets of the training set, the respective empirical risk functions are not that different from each other and, indeed, their differences are related to the statistical accuracy of the subset.

The relationship of ERM to statistical loss minimization suggests that ERM problems have more structure than FSM problems. This is not exploited by most existing methods which, albeit used for ERM, are in fact designed for FSM. The goal of this paper is to exploit the relationship between ERM and statistical loss minimization to achieve lower overall computational complexity for a broad class of first-order methods applied to ERM. The technique we propose uses subsamples of the training set containing $n \leq N$ component functions that we grow geometrically. In particular, we start by a small number of samples and minimize the corresponding empirical risk added by a regularization term of order V_n up to its statistical accuracy. Note that, based on the first property of ERM, the added adaptive regularization term does not modify the required accuracy while it makes the problem strongly convex and improves the problem condition number. After solving the subproblem, we double the size of the training set and use the solution of the problem with n samples as a warm start for the problem with $2n$ samples. This is a reasonable initialization since based on the second property of ERM the functions are drawn from a joint distribution, and, therefore, the optimal values of the ERM problems with n and $2n$ functions are not that different from each other. The proposed approach succeeds in exploiting the two properties of ERM problems to improve complexity bounds of first-order methods. In particular, we show that to reach the statistical accuracy of the full training set the adaptive sample size scheme reduces the overall computational complexity of a broad range of first-order methods by a factor of $\log(N^\alpha)$. For instance, the overall computational complexity of adaptive sample size AGD to reach the statistical accuracy of the full training set is of order $\mathcal{O}(N\sqrt{\kappa})$ which is lower than $\mathcal{O}((N\sqrt{\kappa})\log(N^\alpha))$ complexity of AGD.

Related work. The adaptive sample size approach was used in [12] to improve the performance of the SAGA method [4] for solving ERM problems. In the dynamic SAGA (DynaSAGA) method in [12], the size of training set grows at each iteration by adding two new samples, and the iterates are updated by a single step of SAGA. Although DynaSAGA succeeds in improving the performance of SAGA for solving ERM problems, it does not use an adaptive regularization term to tune the problem condition number. Moreover, DynaSAGA only works for strongly convex functions, while in our proposed scheme the functions are convex (not necessarily strongly convex). The work in [13] is the most similar work to this manuscript. The Ada Newton method introduced in [13] aims to solve each subproblem within its statistical accuracy with a single update of Newton’s method by ensuring that iterates always stay in the quadratic convergence region of Newton’s method. Ada Newton reaches the statistical accuracy of the full training in almost two passes over the dataset; however, its computational complexity is prohibitive since it requires computing the objective function Hessian and its inverse at each iteration.

2. Problem Formulation

Consider a decision vector $\mathbf{w} \in \mathbb{R}^p$, a random variable Z with realizations z and a convex loss function $f(\mathbf{w}; z)$. We aim to find the optimal argument that minimizes the optimization problem

$$\mathbf{w}^* := \underset{\mathbf{w}}{\operatorname{argmin}} L(\mathbf{w}) = \underset{\mathbf{w}}{\operatorname{argmin}} \mathbf{E}_Z[f(\mathbf{w}, Z)] = \underset{\mathbf{w}}{\operatorname{argmin}} \int_{\mathbf{Z}} f(\mathbf{w}, Z) P(dz), \quad (1)$$

where $L(\mathbf{w}) := \mathbf{E}_Z[f(\mathbf{w}, Z)]$ is defined as the expected loss, and P is the probability distribution of the random variable Z . The optimization problem in (1) cannot be solved since the distribution

P is unknown. However, we have access to a training set $\mathcal{T} = \{z_1, \dots, z_N\}$ containing N independent samples z_1, \dots, z_N drawn from P , and, therefore, we attempt to minimize the empirical loss associated with the training set $\mathcal{T} = \{z_1, \dots, z_N\}$, which is equivalent to minimizing the problem

$$\mathbf{w}_n^\dagger := \operatorname{argmin}_{\mathbf{w}} L_n(\mathbf{w}) = \operatorname{argmin}_{\mathbf{w}} \frac{1}{n} \sum_{i=1}^n f(\mathbf{w}, z_i), \quad (2)$$

for $n = N$. Note that in (2) we defined $L_n(\mathbf{w}) := (1/n) \sum_{i=1}^n f(\mathbf{w}, z_i)$ as the empirical loss.

There is a rich literature on bounds for the difference between the expected loss L and the empirical loss L_n which is also referred to as *estimation error* [14, 15]. We assume here that there exists a constant V_n , which depends on the number of samples n , that upper bounds the difference between the expected and empirical losses for all $\mathbf{w} \in \mathbb{R}^p$

$$\mathbb{E} \left[\sup_{\mathbf{w} \in \mathbb{R}^p} |L(\mathbf{w}) - L_n(\mathbf{w})| \right] \leq V_n, \quad (3)$$

where the expectation is with respect to the choice of the training set. The celebrated work of Vapnik in [16, Section 3.4] provides the upper bound $V_n = \mathcal{O}(\sqrt{(1/n) \log(1/n)})$ which can be improved to $V_n = \mathcal{O}(\sqrt{1/n})$ using the chaining technique (see, e.g., [17]). Bounds of the order $V_n = \mathcal{O}(1/n)$ have been derived more recently under stronger regularity conditions that are not uncommon in practice, [18, 19, 14]. In this paper, we report our results using the general bound $V_n = \mathcal{O}(1/n^\alpha)$ where α can be any constant from the interval $[0.5, 1]$.

The observation that the optimal values of the expected loss and empirical loss are within a V_n distance of each other implies that there is no gain in improving the optimization error of minimizing L_n beyond the constant V_n . In other words, if we find an approximate solution \mathbf{w}_n such that the optimization error is bounded by $L_n(\mathbf{w}_n) - L_n(\mathbf{w}_n^\dagger) \leq V_n$, then finding a more accurate solution to reduce the optimization error is not beneficial since the overall error, i.e., the sum of estimation and optimization errors, does not become smaller than V_n . Throughout the paper we say that \mathbf{w}_n solves the ERM problem in (2) to within its statistical accuracy if it satisfies $L_n(\mathbf{w}_n) - L_n(\mathbf{w}_n^\dagger) \leq V_n$.

We can further leverage the estimation error to add a regularization term of the form $(cV_n/2)\|\mathbf{w}\|^2$ to the empirical loss to ensure that the problem is strongly convex. To do so, we define the regularized empirical risk $R_n(\mathbf{w}) := L_n(\mathbf{w}) + (cV_n/2)\|\mathbf{w}\|^2$ and the corresponding optimal argument

$$\mathbf{w}_n^* := \operatorname{argmin}_{\mathbf{w}} R_n(\mathbf{w}) = \operatorname{argmin}_{\mathbf{w}} L_n(\mathbf{w}) + \frac{cV_n}{2} \|\mathbf{w}\|^2, \quad (4)$$

and attempt to minimize R_n with accuracy V_n . Since the regularization in (4) is of order V_n and (3) holds, the difference between $R_n(\mathbf{w}_n^*)$ and $L(\mathbf{w}^*)$ is also of order V_n – this is not immediate as it seems; see [20]. Thus, the variable \mathbf{w}_n solves the ERM problem in (2) to within its statistical accuracy if it satisfies $R_n(\mathbf{w}_n) - R_n(\mathbf{w}_n^*) \leq V_n$. It follows that by solving the problem in (4) for $n = N$ we find \mathbf{w}_N^* that solves the expected risk minimization in (1) up to the statistical accuracy V_N of the full training set \mathcal{T} . In the following section we introduce a class of methods that solve problem (4) up to its statistical accuracy faster than traditional deterministic and stochastic descent methods.

3. Adaptive Sample Size Methods

The empirical risk minimization (ERM) problem in (4) can be solved using state-of-the-art methods for minimizing strongly convex functions. However, these methods never exploit the particular property of ERM that the functions are drawn from the same distribution. In this section, we propose an *adaptive sample size* scheme which exploits this property of ERM to improve the convergence guarantees for traditional optimization method to reach the statistical accuracy of the full training

set. In the proposed adaptive sample size scheme, we start by a small number of samples and solve its corresponding ERM problem with a specific accuracy. Then, we double the size of the training set and use the solution of the previous ERM problem – with half samples – as a warm start for the new ERM problem. This procedure keeps going until the training set becomes identical to the given training set \mathcal{T} which contains N samples.

Consider the training set \mathcal{S}_m with m samples as a subset of the full training \mathcal{T} , i.e., $\mathcal{S}_m \subset \mathcal{T}$. Assume that we have solved the ERM problem corresponding to the set \mathcal{S}_m such that the approximate solution \mathbf{w}_m satisfies the condition $\mathbb{E}[R_m(\mathbf{w}_m) - R_m(\mathbf{w}_m^*)] \leq \delta_m$. Now the next step in the proposed adaptive sample size scheme is to double the size of the current training set \mathcal{S}_m and solve the ERM problem corresponding to the set \mathcal{S}_n which has $n = 2m$ samples and contains the previous set, i.e., $\mathcal{S}_m \subset \mathcal{S}_n \subset \mathcal{T}$.

We use \mathbf{w}_m which is a proper approximate for the optimal solution of R_m as the initial iterate for the optimization method that we use to minimize the risk R_n . This is a reasonable choice if the optimal arguments of R_m and R_n are close to each other, which is the case since samples are drawn from a fixed distribution \mathcal{P} . Starting with \mathbf{w}_m , we can use first-order descent methods to minimize the empirical risk R_n . Depending on the iterative method that we use for solving each ERM problem we might need different number of iterations to find an approximate solution \mathbf{w}_n which satisfies the condition $\mathbb{E}[R_n(\mathbf{w}_n) - R_n(\mathbf{w}_n^*)] \leq \delta_n$. To design a comprehensive routine we need to come up with a proper condition for the required accuracy δ_n at each phase.

In the following proposition we derive an upper bound for the expected suboptimality of the variable \mathbf{w}_m for the risk R_n based on the accuracy of \mathbf{w}_m for the previous risk R_m associated with the training set \mathcal{S}_m . This upper bound allows us to choose the accuracy δ_m efficiently.

Proposition 1 *Consider the sets \mathcal{S}_m and \mathcal{S}_n as subsets of the training set \mathcal{T} such that $\mathcal{S}_m \subset \mathcal{S}_n \subset \mathcal{T}$, where the number of samples in the sets \mathcal{S}_m and \mathcal{S}_n are m and n , respectively. Further, define \mathbf{w}_m as an δ_m optimal solution of the risk R_m in expectation, i.e., $\mathbb{E}[R_m(\mathbf{w}_m) - R_m^*] \leq \delta_m$, and recall V_n as the statistical accuracy of the training set \mathcal{S}_n . Then the empirical risk error $R_n(\mathbf{w}_m) - R_n(\mathbf{w}_n^*)$ of the variable \mathbf{w}_m corresponding to the set \mathcal{S}_n in expectation is bounded above by*

$$\mathbb{E}[R_n(\mathbf{w}_m) - R_n(\mathbf{w}_n^*)] \leq \delta_m + \frac{2(n-m)}{n} (V_{n-m} + V_m) + 2(V_m - V_n) + \frac{c(V_m - V_n)}{2} \|\mathbf{w}_m^*\|^2. \quad (5)$$

Proof See Section 7.1. ■

The result in Proposition 1 characterizes the sub-optimality of the variable \mathbf{w}_m , which is an δ_m sub-optimal solution for the risk R_m , with respect to the empirical risk R_n associated with the set \mathcal{S}_n . If we assume that the statistical accuracy V_n is of the order $\mathcal{O}(1/n^\alpha)$ and we double the size of the training set at each step, i.e., $n = 2m$, then the inequality in (5) can be simplified to

$$\mathbb{E}[R_n(\mathbf{w}_m) - R_n(\mathbf{w}_n^*)] \leq \delta_m + \left[2 + \left(1 - \frac{1}{2^\alpha} \right) \left(2 + \frac{c}{2} \|\mathbf{w}_m^*\|^2 \right) \right] V_m. \quad (6)$$

The expression in (6) formalizes the reason that there is no need to solve the sub-problem R_m beyond its statistical accuracy V_m . In other words, even if δ_m is zero the expected sub-optimality will be of the order $\mathcal{O}(V_m)$, i.e., $\mathbb{E}[R_n(\mathbf{w}_m) - R_n(\mathbf{w}_n^*)] = \mathcal{O}(V_m)$. Based on this observation, The required precision δ_m for solving the sub-problem R_m should be of the order $\delta_m = \mathcal{O}(V_m)$.

The steps of the proposed adaptive sample size scheme is summarized in Algorithm 1. Note that since computation of the sub-optimality $R_n(\mathbf{w}_n) - R_n(\mathbf{w}_n^*)$ requires access to the minimizer \mathbf{w}_n^* , we replace the condition $R_n(\mathbf{w}_n) - R_n(\mathbf{w}_n^*) \leq V_n$ by a bound on the norm of gradient $\|\nabla R_n(\mathbf{w}_n)\|^2$. The risk R_n is strongly convex, and we can bound the suboptimality $R_n(\mathbf{w}_n) - R_n(\mathbf{w}_n^*)$ as

$$R_n(\mathbf{w}_n) - R_n(\mathbf{w}_n^*) \leq \frac{1}{2cV_n} \|\nabla R_n(\mathbf{w}_n)\|^2. \quad (7)$$

Algorithm 1 Adaptive Sample Size Mechanism

```

1: Input: Initial sample size  $n = m_0$  and argument  $\mathbf{w}_n = \mathbf{w}_{m_0}$  with  $\|\nabla R_n(\mathbf{w}_n)\| \leq (\sqrt{2c})V_n$ 
2: while  $n \leq N$  do {main loop}
3:   Update argument and index:  $\mathbf{w}_m = \mathbf{w}_n$  and  $m = n$ .
4:   Increase sample size:  $n = \min\{2m, N\}$ .
5:   Set the initial variable:  $\tilde{\mathbf{w}} = \mathbf{w}_m$ .
6:   while  $\|\nabla R_n(\tilde{\mathbf{w}})\| > (\sqrt{2c})V_n$  do
7:     Update the variable  $\tilde{\mathbf{w}}$ : Compute  $\tilde{\mathbf{w}} = \text{Update}(\tilde{\mathbf{w}}, \nabla R_n(\tilde{\mathbf{w}}))$ 
8:   end while
9:   Set  $\mathbf{w}_n = \tilde{\mathbf{w}}$ .
10: end while
    
```

Hence, at each stage, we stop updating the variable if the condition $\|\nabla R_n(\mathbf{w}_n)\| \leq (\sqrt{2c})V_n$ holds which implies $R_n(\mathbf{w}_n) - R_n(\mathbf{w}_n^*) \leq V_n$. The intermediate variable $\tilde{\mathbf{w}}$ can be updated in Step 7 using any first-order method. We will discuss this procedure for accelerated gradient descent (AGD) and stochastic variance reduced gradient (SVRG) methods in Sections 4.1 and 4.2, respectively.

4. Complexity Analysis

In this section, we aim to characterize the number of required iterations s_n at each stage to solve the subproblems within their statistical accuracy. We derive this result for all linearly convergent first-order deterministic and stochastic methods.

The inequality in (6) not only leads to an efficient policy for the required precision δ_m at each step, but also provides an upper bound for the sub-optimality of the initial iterate, i.e., \mathbf{w}_m , for minimizing the risk R_n . Using this upper bound, depending on the iterative method of choice, we can characterize the number of required iterations s_n to ensure that the updated variable is within the statistical accuracy of the risk R_n . To formally characterize the number of required iterations s_n , we first assume the following conditions are satisfied.

Assumption 1 *The loss functions $f(\mathbf{w}, \mathbf{z})$ are convex with respect to \mathbf{w} for all values of \mathbf{z} . Moreover, their gradients $\nabla f(\mathbf{w}, \mathbf{z})$ are Lipschitz continuous with constant M*

$$\|\nabla f(\mathbf{w}, \mathbf{z}) - \nabla f(\mathbf{w}', \mathbf{z})\| \leq M\|\mathbf{w} - \mathbf{w}'\|, \quad \text{for all } \mathbf{z}. \quad (8)$$

The conditions in Assumption 1 imply that the average loss $L(\mathbf{w})$ and the empirical loss $L_n(\mathbf{w})$ are convex and their gradients are Lipschitz continuous with constant M . Thus, the empirical risk $R_n(\mathbf{w})$ is strongly convex with constant cV_n and its gradients $\nabla R_n(\mathbf{w})$ are Lipschitz continuous with parameter $M + cV_n$.

So far we have concluded that each subproblem should be solved up to its statistical accuracy. This observation leads to an upper bound for the number of iterations needed at each step to solve each subproblem. Indeed various descent methods can be executed for solving the sub-problem. Here we intend to come up with a general result that contains all descent methods that have a linear convergence rate when the objective function is strongly convex and smooth. In the following theorem, we derive a lower bound for the number of required iterations s_n to ensure that the variable \mathbf{w}_n , which is the outcome of updating \mathbf{w}_m by s_n iterations of the method of interest, is within the statistical accuracy of the risk R_n for any linearly convergent method.

Theorem 2 Consider the variable \mathbf{w}_m as a V_m -suboptimal solution of the risk R_m in expectation, i.e., $\mathbb{E}[R_m(\mathbf{w}_m) - R_m(\mathbf{w}_m^*)] \leq V_m$, where $V_m = \mathcal{O}(1/m^\alpha)$. Consider the sets $\mathcal{S}_m \subset \mathcal{S}_n \subset \mathcal{T}$ such that $n = 2m$, and suppose Assumption 1 holds. Further, define $0 \leq \rho_n < 1$ as the linear convergence factor of the descent method used for updating the iterates. Then, the variable \mathbf{w}_n generated based on the adaptive sample size mechanism satisfies $\mathbb{E}[R_n(\mathbf{w}_n) - R_n(\mathbf{w}_n^*)] \leq V_n$ if the number of iterations s_n at the n -th stage is larger than

$$s_n \geq -\frac{\log [3 \times 2^\alpha + (2^\alpha - 1) (2 + \frac{\epsilon}{2} \|\mathbf{w}^*\|^2)]}{\log \rho_n}. \quad (9)$$

Proof See Section 7.2. ■

The result in Theorem 2 characterizes the number of required iterations at each phase. Depending on the linear convergence factor ρ_n and the parameter α for the order of statistical accuracy, the number of required iterations might be different. Note that the parameter ρ_n might depend on the size of the training set directly or through the dependency of the problem condition number on n . It is worth mentioning that the result in (9) shows a lower bound for the number of required iteration which means that $s_n = \lfloor -(\log [3 \times 2^\alpha + (2^\alpha - 1) (2 + (c/2) \|\mathbf{w}^*\|^2)]) / \log \rho_n \rfloor + 1$ is the exact number of iterations needed when minimizing R_n , where $\lfloor a \rfloor$ indicates the floor of a . To characterize the overall computational complexity of the proposed adaptive sample size scheme, the exact expression for the linear convergence constant ρ_n is required. In the following section, we focus on two deterministic and stochastic methods and characterize their overall computational complexity to reach the statistical accuracy of the full training set \mathcal{T} .

4.1 Adaptive Sample Size Accelerated Gradient (Ada AGD)

The accelerated gradient descent (AGD) method, also called as Nesterov's method, is a long-established descent method which achieves the optimal convergence rate for first-order deterministic methods. In this section, we aim to combine the update of AGD with the adaptive sample size scheme in Section 3 to improve convergence guarantees of AGD for solving ERM problems. This can be done by using AGD for updating the iterates in step 7 of Algorithm 1. Given an iterate \mathbf{w}_m within the statistical accuracy of the set \mathcal{S}_m , the adaptive sample size accelerated gradient descent method (Ada AGD) requires s_n iterations of AGD to ensure that the resulted iterate \mathbf{w}_n lies in the statistical accuracy of \mathcal{S}_n . In particular, if we initialize the sequences $\tilde{\mathbf{w}}$ and $\tilde{\mathbf{y}}$ as $\tilde{\mathbf{w}}_0 = \tilde{\mathbf{y}}_0 = \mathbf{w}_m$, the approximate solution \mathbf{w}_n for the risk R_n is the outcome of the updates

$$\tilde{\mathbf{w}}_{k+1} = \tilde{\mathbf{y}}_k - \eta_n \nabla R_n(\tilde{\mathbf{y}}_k), \quad (10)$$

and

$$\tilde{\mathbf{y}}_{k+1} = \tilde{\mathbf{w}}_{k+1} + \beta_n (\tilde{\mathbf{w}}_{k+1} - \tilde{\mathbf{w}}_k) \quad (11)$$

after s_n iterations, i.e., $\mathbf{w}_n = \tilde{\mathbf{w}}_{s_n}$. The parameters η_n and β_n are indexed by n since they depend on the number of samples. We use the convergence rate of AGD to characterize the number of required iterations s_n to guarantee that the outcome of the recursive updates in (10) and (11) is within the statistical accuracy of R_n .

Theorem 3 Consider the variable \mathbf{w}_m as a V_m -optimal solution of the risk R_m in expectation, i.e., $\mathbb{E}[R_m(\mathbf{w}_m) - R_m(\mathbf{w}_m^*)] \leq V_m$, where $V_m = \gamma/m^\alpha$. Consider the sets $\mathcal{S}_m \subset \mathcal{S}_n \subset \mathcal{T}$ such that $n = 2m$, and suppose Assumption 1 holds. Further, set the parameters η_n and β_n as

$$\eta_n = \frac{1}{cV_n + M} \quad \text{and} \quad \beta_n = \frac{\sqrt{cV_n + M} - \sqrt{cV_n}}{\sqrt{cV_n + M} + \sqrt{cV_n}}. \quad (12)$$

Then, the variable \mathbf{w}_n generated based on the update of Ada AGD in (10)-(11) satisfies $\mathbb{E}[R_n(\mathbf{w}_n) - R_n(\mathbf{w}_n^*)] \leq V_n$ if the number of iterations s_n is larger than

$$s_n \geq \sqrt{\frac{n^\alpha M + c\gamma}{c\gamma}} \log [6 \times 2^\alpha + (2^\alpha - 1)(4 + c\|\mathbf{w}^*\|^2)]. \quad (13)$$

Moreover, if we define m_0 as the size of the first training set, to reach the statistical accuracy V_N of the full training set \mathcal{T} the overall computational complexity of Ada GD is given by

$$N \left[1 + \log_2 \left(\frac{N}{m_0} \right) + \left(\frac{\sqrt{2^\alpha}}{\sqrt{2^\alpha} - 1} \right) \sqrt{\frac{N^\alpha M}{c\gamma}} \right] \log [6 \times 2^\alpha + (2^\alpha - 1)(4 + c\|\mathbf{w}^*\|^2)]. \quad (14)$$

Proof See Section 7.3. ■

The result in Theorem 3 characterizes the number of required iterations s_n to achieve the statistical accuracy of R_n . Moreover, it shows that to reach the accuracy $V_N = \mathcal{O}(1/N^\alpha)$ for the risk R_N accosiated to the full training set \mathcal{T} , the total computational complexity of Ada AGD is of the order $\mathcal{O}(N^{(1+\alpha/2)})$. Indeed, this complexity is lower than the overall computational complexity of AGD for reaching the same target which is given by $\mathcal{O}(N\sqrt{\kappa_N} \log(N^\alpha)) = \mathcal{O}(N^{(1+\alpha/2)} \log(N^\alpha))$. Note that this bound holds for AGD since the condition number $\kappa_N := (M + cV_N)/(cV_N)$ of the risk R_N is of the order $\mathcal{O}(1/V_N) = \mathcal{O}(N^\alpha)$.

4.2 Adaptive Sample Size SVRG (Ada SVRG)

For the adaptive sample size mechanism presented in Section 3, we can also use linearly convergent *stochastic* methods such as stochastic variance reduced gradient (SVRG) in [5] to update the iterates. The SVRG method succeeds in reducing the computational complexity of deterministic first-order methods by computing a single gradient per iteration and using a *delayed* version of the average gradient to update the iterates. Indeed, we can exploit the idea of SVRG to develop low computational complexity adaptive sample size methods to improve the performance of deterministic adaptive sample size algorithms. Moreover, the adaptive sample size variant of SVRG (Ada SVRG) enhances the proven bounds for SVRG to solve ERM problems.

We proceed to extend the idea of adaptive sample size scheme to the SVRG algorithm. To do so, consider \mathbf{w}_m as an iterate within the statistical accuracy, $\mathbb{E}[R_m(\mathbf{w}_m) - R_m(\mathbf{w}_m^*)] \leq V_m$, for a set \mathcal{S}_m which contains m samples. Consider s_n and q_n as the numbers of outer and inner loops for the update of SVRG, respectively, when the size of the training set is n . Further, consider $\tilde{\mathbf{w}}$ and $\hat{\mathbf{w}}$ as the sequences of iterates for the outer and inner loops of SVRG, respectively. In the adaptive sample size SVRG (Ada SVRG) method to minimize the risk R_n , we set the approximate solution \mathbf{w}_m for the previous ERM problem as the initial iterate for the outer loop, i.e., $\tilde{\mathbf{w}}_0 = \mathbf{w}_m$. Then, the outer loop update which contains gradient computation is defined as

$$\nabla R_n(\tilde{\mathbf{w}}_k) = \frac{1}{n} \sum_{i=1}^n \nabla f(\tilde{\mathbf{w}}_k, z_i) + cV_n \tilde{\mathbf{w}}_k \quad \text{for} \quad k = 0, \dots, s_n - 1, \quad (15)$$

and the inner loop for the k -th outer loop contains q_n iterations of the following update

$$\hat{\mathbf{w}}_{t+1,k} = \hat{\mathbf{w}}_{t,k} - \eta_n (\nabla f(\hat{\mathbf{w}}_{t,k}, z_{i_t}) + cV_n \hat{\mathbf{w}}_{t,k} - \nabla f(\tilde{\mathbf{w}}_k, z_{i_t}) - cV_n \tilde{\mathbf{w}}_k + \nabla R_n(\tilde{\mathbf{w}}_k)), \quad (16)$$

for $t = 0, \dots, q_n - 1$, where the iterates for the inner loop at step k are initialized as $\hat{\mathbf{w}}_{0,k} = \tilde{\mathbf{w}}_k$, and i_t is index of the function which is chosen unfirmly at random from the set $\{1, \dots, n\}$ at the inner iterate t . The outcome of each inner loop $\hat{\mathbf{w}}_{q_n,k}$ is used as the variable for the next outer loop, i.e.,

$\tilde{\mathbf{w}}_{k+1} = \hat{\mathbf{w}}_{q_n, k}$. We define the outcome of s_n outer loops $\tilde{\mathbf{w}}_{s_n}$ as the approximate solution for the risk R_n , i.e., $\mathbf{w}_n = \tilde{\mathbf{w}}_{s_n}$.

In the following theorem we derive a bound on the number of required outer loops s_n to ensure that the variable \mathbf{w}_n generated by the updates in (15) and (16) will be in the statistical accuracy of R_n in expectation, i.e., $\mathbb{E}[R_n(\mathbf{w}_n) - R_n(\mathbf{w}_n^*)] \leq V_n$. To reach the smallest possible lower bound for s_n , we properly choose the number of inner loop iterations q_n and the learning rate η_n .

Theorem 4 *Consider the variable \mathbf{w}_m as a V_m -optimal solution of the risk R_m , i.e., a solution such that $\mathbb{E}[R_m(\mathbf{w}_m) - R_m(\mathbf{w}_m^*)] \leq V_m$, where $V_m = \mathcal{O}(1/m^\alpha)$. Consider the sets $\mathcal{S}_m \subset \mathcal{S}_n \subset \mathcal{T}$ such that $n = 2m$, and suppose Assumption 1 holds. Further, set the number of inner loop iterations as $q_n = n$ and the learning rate as $\eta_n = 0.1/(M + cV_n)$. Then, the variable \mathbf{w}_n generated based on the update of Ada SVRG in (15)-(16) satisfies $\mathbb{E}[R_n(\mathbf{w}_n) - R_n(\mathbf{w}_n^*)] \leq V_n$ if the number of iterations s_n is larger than*

$$s_n \geq \log_2 \left[3 \times 2^\alpha + (2^\alpha - 1) \left(2 + \frac{c}{2} \|\mathbf{w}^*\|^2 \right) \right]. \quad (17)$$

Moreover, to reach the statistical accuracy V_N of the full training set \mathcal{T} the overall computational complexity of Ada SVRG is given by

$$4N \log_2 \left[3 \times 2^\alpha + (2^\alpha - 1) \left(2 + \frac{c}{2} \|\mathbf{w}^*\|^2 \right) \right]. \quad (18)$$

Proof See Section 7.4. ■

The result in (17) shows that the minimum number of outer loop iterations for Ada SVRG is equal to $s_n = \lfloor \log_2[3 \times 2^\alpha + (2^\alpha - 1)(2 + (c/2)\|\mathbf{w}^*\|^2)] \rfloor + 1$. This bound leads to the result in (18) which shows that the overall computational complexity of Ada SVRG to reach the statistical accuracy of the full training set \mathcal{T} is of the order $\mathcal{O}(N)$. This bound not only improves the bound $\mathcal{O}(N^{1+\alpha/2})$ for Ada AGD, but also enhances the complexity of SVRG for reaching the same target accuracy which is given by $\mathcal{O}((N + \kappa) \log(N^\alpha)) = \mathcal{O}(N \log(N^\alpha))$.

5. Experiments

In this section, we compare the adaptive sample size versions of a group of first-order methods, including gradient descent (GD), accelerated gradient descent (AGD), and stochastic variance reduced gradient (SVRG) with their standard (fixed sample size) versions. We first compare their performances on the RCV1 dataset, and then repeat for the experiments the MNIST dataset.

We use $N = 10,000$ samples of the RCV1 dataset as the training set and the remaining 10,242 as the test set. The number of features in each sample is $p = 47,236$. In our experiments, we use logistic loss. The constant c should be within the order of gradients Lipschitz continuity constant M , and, therefore, we set it as $c = 1$ since the samples are normalized and $M = 1$. The size of the initial training set for adaptive methods is $m_0 = 400$. In our experiments we assume $\alpha = 0.5$ and therefore the added regularization term is $(1/\sqrt{n})\|\mathbf{w}\|^2$.

The plots in Figure 1 compare the suboptimality of GD, AGD, and SVRG with their adaptive sample size versions. As our theoretical results suggested, we observe that the adaptive sample size scheme reduces the overall computational complexity of all of the considered linearly convergent first-order methods. If we compare the test errors of GD, AGD, and SVRG with their adaptive sample size variants, we reach the same conclusion that the adaptive sample size scheme reduces the overall computational complexity to reach the statistical accuracy of the full training set. In particular, the left plot in Figure 2 shows that Ada GD approaches the minimum test error of 8% after 55 effective passes, while GD can not improve the test error even after 100 passes. Indeed, GD will reach lower test error if we run it for more iterations. The central plot in Figure 2 showcases that Ada AGD reaches 8% test error about 5 times faster than AGD. This is as predicted by

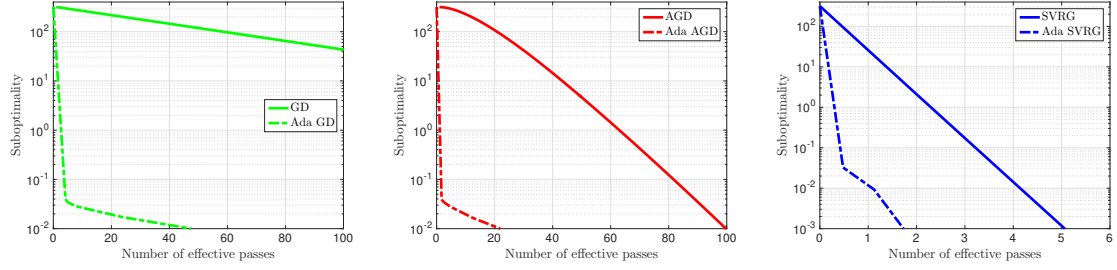


Figure 1: Comparison of GD, AGD, and SVRG with their adaptive sample size versions in terms of suboptimality vs. number of effective passes for RCV1 dataset with regularization of the order $\mathcal{O}(1/\sqrt{n})$.

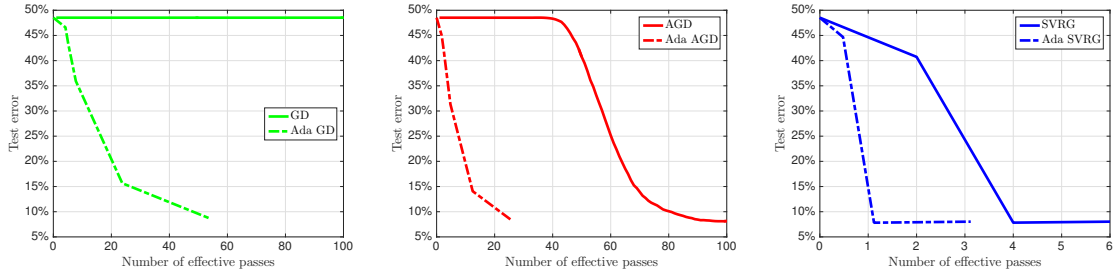


Figure 2: Comparison of GD, AGD, and SVRG with their adaptive sample size versions in terms of test error vs. number of effective passes for RCV1 dataset with regularization of the order $\mathcal{O}(1/\sqrt{n})$.

$\log(N^\alpha) = \log(100) = 4.6$. The right plot in Figure 2 illustrates a similar improvement for Ada SVRG.

Now we focus on the MNIST dataset containing images of dimension $p = 784$. Since we are interested in a binary classification problem we only use the samples corresponding to digits 0 and 8, and, therefore, the number of samples is 11,774. We choose $N = 6,000$ of these samples randomly and use them as the training set and use the remaining 5,774 samples as the test set. We use the logistic loss to evaluate the performance of the classifier and normalize the samples to ensure that the constant for the Lipschitz continuity of the gradients is $M = 1$. In our experiments we consider two different scenarios. First we compare GD, AGD, and SVRG with their adaptive sample size versions when the additive regularization term is of order $1/\sqrt{n}$. Then, we redo the experiments for a regularization term of order $1/n$.

The plots in Figure 3 compare the suboptimality of GD, AGD, and SVRG with Ada GD, Ada AGD, and Ada SVRG when the regularization term in $(1/\sqrt{n})\|\mathbf{w}\|^2$. Note that in this case the statistical accuracy should be order of $\mathcal{O}(1/\sqrt{n})$ and therefore we are interested in the number of required iterations to achieve the suboptimality of order 10^{-2} . As we observe Ada GD reach this target accuracy almost 6 times faster than GD. The improvement for Ada AGD and Ada SVRG is less significant, but they still reach the suboptimality of 10^{-2} significantly faster than their standard (fixed sample size) methods. Figure 4 illustrates the test error of GD, AGD, SVRG, Ada GD, Ada AGD, and Ada SVRG versus the number of effective passes over the dataset when the added regularization is of the order $\mathcal{O}(1/\sqrt{n})$. Comparison of these methods in terms of test error also support the gain in solving subproblems sequentially instead of minimizing the ERM corresponding to the full training set directly. In particular, for all three methods, the adaptive sample size version reaches the minimum test error of 2.5% faster than the fixed sample size version.

We also run the same experiments for the case that the regularization term is order $1/n$. Figure 5 shows the suboptimality of GD, AGD, and SVRG and their adaptive sample size version for the

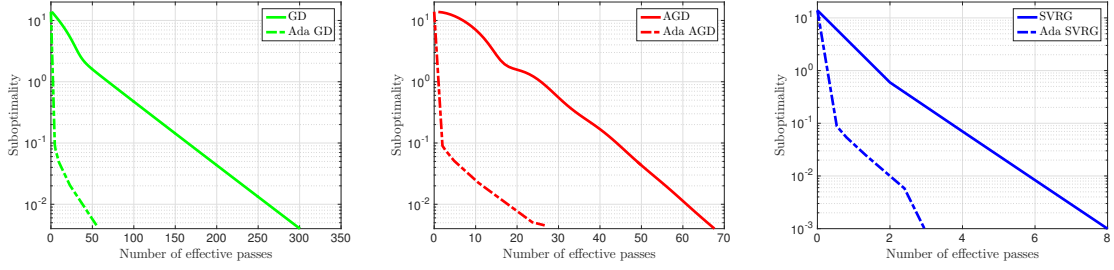


Figure 3: Comparison of GD, AGD, and SVRG with their adaptive sample size versions in terms of suboptimality vs. number of effective passes for MNIST dataset with regularization of the order $\mathcal{O}(1/\sqrt{n})$.

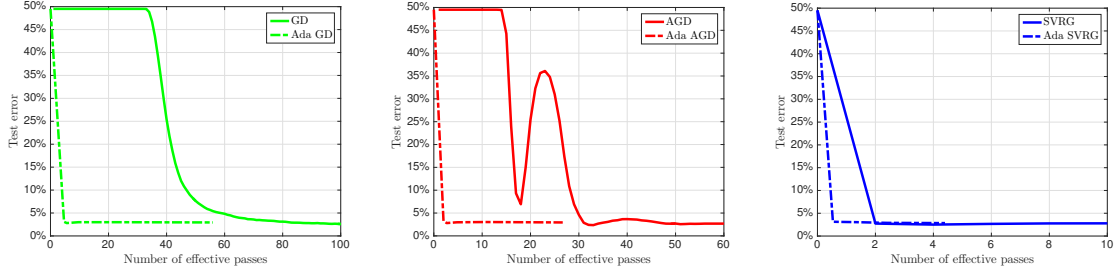


Figure 4: Comparison of GD, AGD, and SVRG with their adaptive sample size versions in terms of test error vs. number of effective passes for MNIST dataset with regularization of the order $\mathcal{O}(1/\sqrt{n})$.

MNIST dataset when V_n is assumed to be $\mathcal{O}(1/n)$. We expect from our theoretical achievements the advantage of using adaptive sample size scheme in this setting should be more significant, since $\log(N)$ is twice the value of $\log(\sqrt{N})$. Figure 5 fulfills this expectation by showing that Ada GD, Ada AGD, and Ada SVRG are almost 10 times faster than GD, AGD, and SVRG, respectively. Figure 6 demonstrates the test error of these methods versus the number of effective passes for a regularization of order $\mathcal{O}(1/n)$. In this case, this case all methods require more passes to achieve the minimum test error comparing to the case that regularization is of order $\mathcal{O}(1/n)$. Interestingly, the minimum accuracy in this case is equal to 1% which is lower than 2.5% for the previous setting. Indeed, the difference between the number of required passes to reach the minimum test error for adaptive sample size methods and their standard version is more significant since the factor $\log(N^\alpha)$ is larger.

6. Discussions

We presented an adaptive sample size scheme to improve the convergence guarantees for a class of first-order methods which have linear convergence rates under strong convexity and smoothness assumptions. The logic behind the proposed adaptive sample size scheme is to replace the solution of a relatively *hard* problem – the ERM problem for the full training set – by a sequence of relatively *easier* problems – ERM problems corresponding to a subset of samples. Indeed, whenever $m < n$, solving the ERM problems in (4) for loss R_m is simpler than the one for loss R_n because:

- (i) The adaptive regularization term of order V_m makes the condition number of R_m smaller than the condition number of R_n – which uses a regularizer of order V_n .
- (ii) The approximate solution \mathbf{w}_m that we need to find for R_m is less accurate than the approximate solution \mathbf{w}_n we need to find for R_n .
- (iii) The computation cost of an iteration for R_m – e.g., the cost of evaluating a gradient – is lower than the cost of an iteration for R_n .

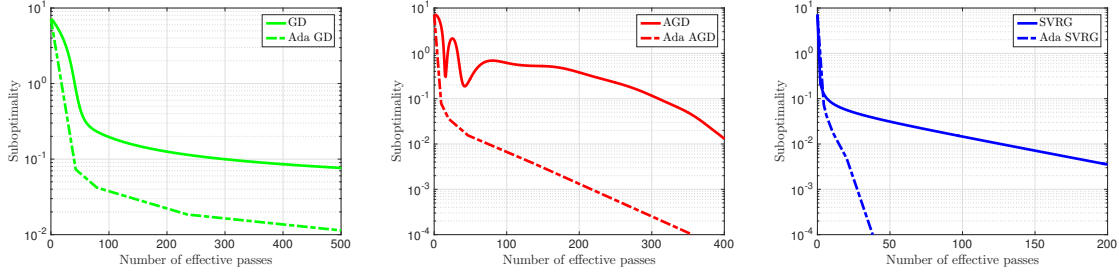


Figure 5: Comparison of GD, AGD, and SVRG with their adaptive sample size versions in terms of suboptimality vs. number of effective passes for MNIST dataset with regularization of the order $\mathcal{O}(1/n)$.

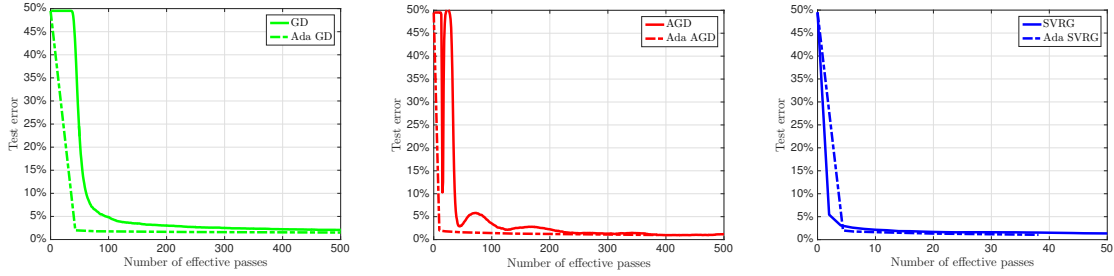


Figure 6: Comparison of GD, AGD, and SVRG with their adaptive sample size versions in terms of test error vs. number of effective passes for MNIST dataset with regularization of the order $\mathcal{O}(1/n)$.

Properties (i)-(iii) combined with the ability to grow the sample size geometrically, reduce the overall computational complexity for reaching the statistical accuracy of the full training set. We particularized our results to develop adaptive (Ada) versions of AGD and SVRG. In both methods we found a computational complexity reduction of order $\mathcal{O}(\log(1/V_N)) = \mathcal{O}(\log(N^\alpha))$ which was corroborated in numerical experiments. The idea and analysis of adaptive first order methods apply generically to any other approach with linear convergence rate (Theorem 2). The development of sample size adaptation for sublinear methods is left for future research.

7. Appendix

7.1 Proof of Proposition 1

The steps of the proof for Proposition 1 are adopted from the analysis in [13]. We start the proof by providing an upper bound for the difference between the loss functions L_n and L_m . The upper bound is studied in the following lemma which uses the condition in (3).

Lemma 5 *Consider L_n and L_m as the empirical losses of the sets \mathcal{S}_n and \mathcal{S}_m , respectively, where they are chosen such that $\mathcal{S}_m \subset \mathcal{S}_n$. If we define n and m as the number of samples in the training sets \mathcal{S}_n and \mathcal{S}_m , respectively, then the expected absolute value of the difference between the empirical losses is bounded above by*

$$\mathbb{E}[|L_n(\mathbf{w}) - L_m(\mathbf{w})|] \leq \frac{n-m}{n} (V_{n-m} + V_m), \quad (19)$$

for any \mathbf{w} .

Proof First we characterize the difference between the difference of the loss functions associated with the sets \mathcal{S}_m and \mathcal{S}_n . To do so, consider the difference

$$L_n(\mathbf{w}) - L_m(\mathbf{w}) = \frac{1}{n} \sum_{i \in \mathcal{S}_n} f_i(\mathbf{w}) - \frac{1}{m} \sum_{i \in \mathcal{S}_m} f_i(\mathbf{w}). \quad (20)$$

Notice that the set \mathcal{S}_m is a subset of the set \mathcal{S}_n and we can write $\mathcal{S}_n = \mathcal{S}_m \cup \mathcal{S}_{n-m}$. Thus, we can rewrite the right hand side of (20) as

$$\begin{aligned} L_n(\mathbf{w}) - L_m(\mathbf{w}) &= \frac{1}{n} \left[\sum_{i \in \mathcal{S}_m} f_i(\mathbf{w}) + \sum_{i \in \mathcal{S}_{n-m}} f_i(\mathbf{w}) \right] - \frac{1}{m} \sum_{i \in \mathcal{S}_m} f_i(\mathbf{w}) \\ &= \frac{1}{n} \sum_{i \in \mathcal{S}_{n-m}} f_i(\mathbf{w}) - \frac{n-m}{mn} \sum_{i \in \mathcal{S}_m} f_i(\mathbf{w}). \end{aligned} \quad (21)$$

Factoring $(n-m)/n$ from the terms in the right hand side of (21) follows

$$L_n(\mathbf{w}) - L_m(\mathbf{w}) = \frac{n-m}{n} \left[\frac{1}{n-m} \sum_{i \in \mathcal{S}_{n-m}} f_i(\mathbf{w}) - \frac{1}{m} \sum_{i \in \mathcal{S}_m} f_i(\mathbf{w}) \right]. \quad (22)$$

Now add and subtract the statistical loss $L(\mathbf{w})$ and compute the expected value to obtain

$$\begin{aligned} \mathbb{E}[|L_n(\mathbf{w}) - L_m(\mathbf{w})|] &= \frac{n-m}{n} \mathbb{E} \left[\left| \frac{1}{n-m} \sum_{i \in \mathcal{S}_{n-m}} f_i(\mathbf{w}) - L(\mathbf{w}) + L(\mathbf{w}) - \frac{1}{m} \sum_{i \in \mathcal{S}_m} f_i(\mathbf{w}) \right| \right] \\ &\leq \frac{n-m}{n} (V_{n-m} + V_m), \end{aligned} \quad (23)$$

where the last inequality follows by using the triangle inequality and the upper bound in (3). \blacksquare

The result in Lemma 5 shows that the upper bound for the difference between the loss functions associated with the sets \mathcal{S}_m and \mathcal{S}_n where $\mathcal{S}_m \subset \mathcal{S}_n$ is proportional to the difference between the size of these two sets $n-m$.

In the following lemma, we characterize an upper bound for the norm of the optimal argument \mathbf{w}_n^* of the empirical risk $R_n(\mathbf{w})$ in terms of the norm of statistical average loss $L(\mathbf{w})$ optimal argument \mathbf{w}^* .

Lemma 6 *Consider L_n as the empirical loss of the set \mathcal{S}_n and L as the statistical average loss. Moreover, recall \mathbf{w}^* as the optimal argument of the statistical average loss L , i.e., $\mathbf{w}^* = \operatorname{argmin}_{\mathbf{w}} L(\mathbf{w})$. If Assumption 1 holds, then the norm of the optimal argument \mathbf{w}_n^* of the regularized empirical risk $R_n(\mathbf{w}) := L_n(\mathbf{w}) + cV_n\|\mathbf{w}\|^2$ is bounded above by*

$$\mathbb{E}[\|\mathbf{w}_n^*\|^2] \leq \frac{4}{c} + \|\mathbf{w}^*\|^2 \quad (24)$$

Proof The optimality condition of \mathbf{w}_n^* for the the regularized empirical risk $R_n(\mathbf{w}) = L_n(\mathbf{w}) + (cV_n)/2\|\mathbf{w}\|^2$ implies that

$$L_n(\mathbf{w}_n^*) + \frac{cV_n}{2}\|\mathbf{w}_n^*\|^2 \leq L_n(\mathbf{w}^*) + \frac{cV_n}{2}\|\mathbf{w}^*\|^2. \quad (25)$$

By regrouping the terms and computing the expectation we can show that $\mathbb{E}[\|\mathbf{w}_n^*\|^2]$ is bonded above by

$$\mathbb{E}[\|\mathbf{w}_n^*\|^2] \leq \frac{2}{cV_n} \mathbb{E}[(L_n(\mathbf{w}^*) - L_n(\mathbf{w}_n^*))] + \|\mathbf{w}^*\|^2. \quad (26)$$

We proceed to bound the difference $L_n(\mathbf{w}^*) - L_n(\mathbf{w}_n^*)$. By adding and subtracting the terms $L(\mathbf{w}^*)$ and $L(\mathbf{w}_n^*)$ we obtain that

$$L_n(\mathbf{w}^*) - L_n(\mathbf{w}_n^*) = [L_n(\mathbf{w}^*) - L(\mathbf{w}^*)] + [L(\mathbf{w}^*) - L(\mathbf{w}_n^*)] + [L(\mathbf{w}_n^*) - L_n(\mathbf{w}_n^*)]. \quad (27)$$

Notice that the second bracket in (27) is non-positive since $L(\mathbf{w}^*) \leq L(\mathbf{w}_n^*)$. Therefore, it is bounded by 0. According to (3), the first and third brackets in (27) are bounded above by V_n in expectation. Replacing these upper bounds by the brackets in (27) yields

$$\mathbb{E}[L_n(\mathbf{w}^*) - L_n(\mathbf{w}_n^*)] \leq 2V_n. \quad (28)$$

Substituting the upper bound in (28) into (26) implies the claim in (24). \blacksquare

Note that the difference $R_n(\mathbf{w}_m) - R_n(\mathbf{w}_n^*)$ can be written as

$$\begin{aligned} R_n(\mathbf{w}_m) - R_n(\mathbf{w}_n^*) &= R_n(\mathbf{w}_m) - R_m(\mathbf{w}_m) + R_m(\mathbf{w}_m) - R_m(\mathbf{w}_m^*) \\ &\quad + R_m(\mathbf{w}_m^*) - R_m(\mathbf{w}_n^*) + R_m(\mathbf{w}_n^*) - R_n(\mathbf{w}_n^*). \end{aligned} \quad (29)$$

We proceed to bound the differences in (29). To do so, note that the difference $R_n(\mathbf{w}_m) - R_m(\mathbf{w}_m)$ can be simplified as

$$\begin{aligned} R_n(\mathbf{w}_m) - R_m(\mathbf{w}_m) &= L_n(\mathbf{w}_m) - L_m(\mathbf{w}_m) + \frac{c(V_n - V_m)}{2} \|\mathbf{w}_m\|^2 \\ &\leq L_n(\mathbf{w}) - L_m(\mathbf{w}), \end{aligned} \quad (30)$$

where the inequality follows from the fact that $V_n < V_m$ and $V_n - V_m$ is negative. It follows from the result in Lemma 5 that the right hand side of (30) is bounded by $(n - m)/n (V_{n-m} + V_m)$. Therefore,

$$\mathbb{E}[|R_n(\mathbf{w}_m) - R_m(\mathbf{w}_m)|] \leq \frac{n - m}{n} (V_{n-m} + V_m). \quad (31)$$

According to the fact that \mathbf{w}_m as an δ_m optimal solution for the sub-optimality $\mathbb{E}[R_m(\mathbf{w}_m) - R_m(\mathbf{w}_m^*)]$ we know that

$$\mathbb{E}[R_m(\mathbf{w}_m) - R_m(\mathbf{w}_m^*)] \leq \delta_m. \quad (32)$$

Based on the definition of \mathbf{w}_m^* which is the optimal solution of the risk R_m , the third difference in (29) which is $R_m(\mathbf{w}_m^*) - R_m(\mathbf{w}_n^*)$ is always negative. I.e.,

$$R_m(\mathbf{w}_m^*) - R_m(\mathbf{w}_n^*) \leq 0. \quad (33)$$

Moreover, we can use the triangle inequality to bound the difference $R_m(\mathbf{w}_n^*) - R_n(\mathbf{w}_n^*)$ in (29) as

$$\begin{aligned} \mathbb{E}[R_m(\mathbf{w}_n^*) - R_n(\mathbf{w}_n^*)] &= \mathbb{E}[L_m(\mathbf{w}_n^*) - L_n(\mathbf{w}_n^*)] + \frac{c(V_m - V_n)}{2} \mathbb{E}[\|\mathbf{w}_n^*\|^2] \\ &\leq \frac{n - m}{n} (V_{n-m} + V_m) + \frac{c(V_m - V_n)}{2} \mathbb{E}[\|\mathbf{w}_n^*\|^2]. \end{aligned} \quad (34)$$

Replacing the differences in (29) by the upper bounds in (31)-(34) leads to

$$\mathbb{E}[R_n(\mathbf{w}_m) - R_n(\mathbf{w}_n^*)] \leq \delta_m + \frac{2(n - m)}{n} (V_{n-m} + V_m) + \frac{c(V_m - V_n)}{2} \mathbb{E}[\|\mathbf{w}_n^*\|^2] \quad (35)$$

Substitute $\mathbb{E}[\|\mathbf{w}_n^*\|^2]$ in (35) by the upper bound in (24) to obtain the result in (5).

7.2 Proof of Theorem 2

According to the result in Proposition 1 and the condition that $\mathbb{E}[R_m(\mathbf{w}_m) - R_m(\mathbf{w}_m^*)] \leq V_m$, we obtain that

$$\mathbb{E}[R_n(\mathbf{w}_m) - R_n(\mathbf{w}_n^*)] \leq \left[3 + \left(1 - \frac{1}{2^\alpha} \right) \left(2 + \frac{c}{2} \|\mathbf{w}^*\|^2 \right) \right] V_m. \quad (36)$$

If we assume that the first-order descent method that we use to update the iterates has a linear convergence rate, then there exists a constant $0 < \rho_n < 1$ we obtain that after s_n iterations the error is bounded above by

$$R_n(\mathbf{w}_n) - R_n(\mathbf{w}_n^*) \leq \rho_n^{s_n} (R_n(\mathbf{w}_m) - R_n(\mathbf{w}_n^*)). \quad (37)$$

The result in (37) holds for deterministic methods. If we use a stochastic linearly convergent method such as SVRG, then the result holds in expectation and we can write

$$\mathbb{E}[R_n(\mathbf{w}_n) - R_n(\mathbf{w}_n^*)] \leq \rho_n^{s_n} (R_n(\mathbf{w}_m) - R_n(\mathbf{w}_n^*)), \quad (38)$$

where the expectation is with respect to the index of randomly chosen functions.

It follows from computing the expected value of both sides in (37) with respect to the choice of training sets and using the upper bound in (36) for the expected difference $\mathbb{E}[R_n(\mathbf{w}_m) - R_n(\mathbf{w}_n^*)]$ that

$$\mathbb{E}[R_n(\mathbf{w}_n) - R_n(\mathbf{w}_n^*)] \leq \rho_n^{s_n} \left[3 + \left(1 - \frac{1}{2^\alpha} \right) \left(2 + \frac{c}{2} \|\mathbf{w}^*\|^2 \right) \right] V_m. \quad (39)$$

Note that the inequality in (39) also holds for stochastic methods. The difference is in stochastic methods the expectation is with respect to the choice of training sets and the index of random functions, while for deterministic methods it is only with respect to the choice of training sets.

To ensure that the suboptimality $\mathbb{E}[R_n(\mathbf{w}_n) - R_n(\mathbf{w}_n^*)]$ is smaller than V_n we need to guarantee that the right hand side in (39) is not larger than V_n , which is equivalent to the condition

$$\rho_n^{s_n} \left[3 + \left(1 - \frac{1}{2^\alpha} \right) \left(2 + \frac{c}{2} \|\mathbf{w}^*\|^2 \right) \right] \leq \frac{1}{2^\alpha}. \quad (40)$$

By regrouping the terms in (40) we obtain that

$$s_n \geq - \frac{\log [3 \times 2^\alpha + (2^\alpha - 1) (2 + \frac{c}{2} \|\mathbf{w}^*\|^2)]}{\log(\rho_n)}, \quad (41)$$

and the claim in (9) follows.

7.3 Proof of Theorem 3

Note that according to the convergence result for accelerated gradient descent in [1], the suboptimality of accelerated gradient descent method is linearly convergent with the constant $1 - 1/\sqrt{\kappa}$ where κ is the condition number of the objective function. In particular, the suboptimality after s_n iterations is bounded above by

$$R_n(\mathbf{w}_n) - R_n(\mathbf{w}_n^*) \leq \left(1 - \sqrt{\frac{1}{\kappa}} \right)^{s_n} \left(R_n(\mathbf{w}_m) - R_n(\mathbf{w}_n^*) + \frac{m}{2} \|\mathbf{w}_m - \mathbf{w}_n^*\|^2 \right), \quad (42)$$

where m is the constant of strong convexity. Replacing $\frac{m}{2} \|\mathbf{w}_m - \mathbf{w}_n^*\|^2$ by its upper bound $R_n(\mathbf{w}_m) - R_n(\mathbf{w}_n^*)$ leads to the expression

$$R_n(\mathbf{w}_n) - R_n(\mathbf{w}_n^*) \leq 2 \left(1 - \sqrt{\frac{1}{\kappa}} \right)^{s_n} (R_n(\mathbf{w}_m) - R_n(\mathbf{w}_n^*)), \quad (43)$$

Hence, if we follow the steps of the proof of Theorem 2 we obtain that s_n should be larger than

$$s_n \geq - \frac{\log [6 \times 2^\alpha + (2^\alpha - 1) (4 + c \|\mathbf{w}^*\|^2)]}{\log(1 - 1/\sqrt{\kappa})}. \quad (44)$$

According to the inequality $-\log(1-x) > x$, we can replace $-\log(1-1/\sqrt{\kappa})$ by its lower bound $1/\sqrt{\kappa}$ to obtain

$$s_n \geq \sqrt{\kappa_n} \log [6 \times 2^\alpha + (2^\alpha - 1) (4 + c\|\mathbf{w}^*\|^2)]. \quad (45)$$

Note if the condition in (45) holds, then the inequality in (44) follows. The condition number of the risk R_n is given by $\kappa_n = (M + cV_n)/cV_n$. Further, as stated in the statement of the theorem, V_n can be written as $V_n = \gamma/n^\alpha$ where γ is a positive constant and $\alpha \in [0.5, 1]$. Based on these expressions, we can rewrite (45) as

$$s_n \geq \sqrt{\frac{n^\alpha M + c\gamma}{c\gamma}} \log [6 \times 2^\alpha + (2^\alpha - 1) (4 + c\|\mathbf{w}^*\|^2)], \quad (46)$$

which follows the claim in (13). If we assume that we start with m_0 samples such that $N/m_0 = 2^q$ where q is an integer then the total number of gradient computations to achieve V_N for the risk R_N is given by

$$\begin{aligned} & \sum_{n=m_0, 2m_0, \dots, N} \sqrt{\frac{n^\alpha M + c\gamma}{c\gamma}} \log [6 \times 2^\alpha + (2^\alpha - 1) (4 + c\|\mathbf{w}^*\|^2)] \\ & \leq \log [6 \times 2^\alpha + (2^\alpha - 1) (4 + c\|\mathbf{w}^*\|^2)] \sum_{n=m_0, 2m_0, \dots, N} 1 + \sqrt{\frac{n^\alpha M}{c\gamma}} \\ & = \log [6 \times 2^\alpha + (2^\alpha - 1) (4 + c\|\mathbf{w}^*\|^2)] \left[(q+1) + \sqrt{\frac{m_0^\alpha M}{c\gamma}} \left(\frac{\sqrt{2^{(q+1)\alpha}} - 1}{\sqrt{2^\alpha - 1}} \right) \right] \\ & \leq \log [6 \times 2^\alpha + (2^\alpha - 1) (4 + c\|\mathbf{w}^*\|^2)] \left[(q+1) + \sqrt{\frac{m_0^\alpha M}{c\gamma}} \left(\frac{\sqrt{2^{(q+1)\alpha}}}{\sqrt{2^\alpha - 1}} \right) \right] \\ & = \log [6 \times 2^\alpha + (2^\alpha - 1) (4 + c\|\mathbf{w}^*\|^2)] \left[(q+1) + \sqrt{\frac{N^\alpha M}{c\gamma}} \left(\frac{\sqrt{2^\alpha}}{\sqrt{2^\alpha - 1}} \right) \right]. \end{aligned} \quad (47)$$

Replacing q by $\log_2(N/m_0)$ leads to the bound in (14).

7.4 Proof of Theorem 4

Let's recall the convergence result of SVRG after s outer loop where each inner loop contains r iterations. We can show that if \mathbf{w}_m is the variable corresponding to m samples and n is the variable associated with n samples, then we have

$$\mathbf{E}_n[R_n(\mathbf{w}_n) - R_n(\mathbf{w}_n^*)] \leq \rho^s [R_n(\mathbf{w}_m) - R_n(\mathbf{w}_n^*)], \quad (48)$$

where the expectation is taken with respect to the indices chosen in the inner loops, and the constant ρ is defined as

$$\rho := \frac{1}{\gamma\eta(1-2L_0\eta)r} + \frac{2L_0\eta}{1-2L_0\eta} < 1 \quad (49)$$

where γ is the constant of strong convexity, L_0 is the constant for the Lipschitz continuity of gradients, q is the number of inner loop iterations, and η is the stepsize. If we assume that $V_n = \mathcal{O}(1/n^\alpha)$, then we obtain that $\gamma = c/n^\alpha$ and $L_0 = M + c/n^\alpha$. Further, if we set the number of inner loop iteration as $q = n$ and the stepsize as $\eta = 0.1/L_0$, the expression for ρ can be simplified as

$$\rho := \frac{Mn^\alpha + c}{0.08nc} + \frac{1}{4} < \frac{1}{2}, \quad (50)$$

where the inequality holds since the size of training set is such that $(Mn^\alpha + c)/(nc) \leq 0.02$. Considering the result in (41) and the upper bound for the linear factor ρ , to ensure that the outcome of the Ada SVRG is within the statistical accuracy of the risk R_n the number of outer loops s_n should be larger than

$$s_n \geq \log_2 \left[3 \times 2^\alpha + (2^\alpha - 1) \left(2 + \frac{c}{2} \|\mathbf{w}^*\|^2 \right) \right], \quad (51)$$

and the result in (17) follows.

Since each outer loop requires one full gradient computation and n inner loop iterations the total number of gradient computations (computational complexity) of Ada SVRG at the stage of minimizing R_n is given by $2ns_n$. Therefore, if we assume that we start with m_0 samples such that $N/m_0 = 2^q$ where q is an integer, then the total number of gradient computations to achieve V_N for the risk R_N is given by

$$\begin{aligned} & \sum_{n=m_0, 2m_0, \dots, N} 2n \log_2 \left[3 \times 2^\alpha + (2^\alpha - 1) \left(2 + \frac{c}{2} \|\mathbf{w}^*\|^2 \right) \right] \\ &= 2m_0 \frac{2^{q+1} - 1}{2 - 1} \log_2 \left[3 \times 2^\alpha + (2^\alpha - 1) \left(2 + \frac{c}{2} \|\mathbf{w}^*\|^2 \right) \right] \\ &\leq 4N \log_2 \left[3 \times 2^\alpha + (2^\alpha - 1) \left(2 + \frac{c}{2} \|\mathbf{w}^*\|^2 \right) \right], \end{aligned} \quad (52)$$

which yields the claim in (18).

References

- [1] Y. Nesterov, *Introductory lectures on convex optimization: A basic course*, vol. 87. Springer Science & Business Media, 2013.
- [2] Y. Nesterov *et al.*, *Gradient methods for minimizing composite objective function*. 2007.
- [3] N. L. Roux, M. W. Schmidt, and F. R. Bach, “A stochastic gradient method with an exponential convergence rate for finite training sets,” in *Advances in Neural Information Processing Systems 25. Lake Tahoe, Nevada, United States.*, pp. 2672–2680, 2012.
- [4] A. Defazio, F. R. Bach, and S. Lacoste-Julien, “SAGA: A fast incremental gradient method with support for non-strongly convex composite objectives,” in *Advances in Neural Information Processing Systems 27, Montreal, Quebec, Canada*, pp. 1646–1654, 2014.
- [5] R. Johnson and T. Zhang, “Accelerating stochastic gradient descent using predictive variance reduction,” in *Advances in Neural Information Processing Systems 26. Lake Tahoe, Nevada, United States.*, pp. 315–323, 2013.
- [6] S. Shalev-Shwartz and T. Zhang, “Stochastic dual coordinate ascent methods for regularized loss,” *The Journal of Machine Learning Research*, vol. 14, pp. 567–599, 2013.
- [7] S. Shalev-Shwartz and T. Zhang, “Accelerated proximal stochastic dual coordinate ascent for regularized loss minimization,” *Mathematical Programming*, vol. 155, no. 1-2, pp. 105–145, 2016.
- [8] H. Lin, J. Mairal, and Z. Harchaoui, “A universal catalyst for first-order optimization,” in *Advances in Neural Information Processing Systems*, pp. 3384–3392, 2015.
- [9] Z. Allen-Zhu, “Katyusha: The First Direct Acceleration of Stochastic Gradient Methods,” in *STOC*, 2017.
- [10] A. Defazio, “A simple practical accelerated method for finite sums,” in *Advances In Neural Information Processing Systems*, pp. 676–684, 2016.

- [11] B. E. Woodworth and N. Srebro, “Tight complexity bounds for optimizing composite objectives,” in *Advances in Neural Information Processing Systems*, pp. 3639–3647, 2016.
- [12] H. Daneshmand, A. Lucchi, and T. Hofmann, “Starting small - learning with adaptive sample sizes,” in *Proceedings of the 33rd International Conference on Machine Learning, ICML 2016, New York City, NY, USA*, pp. 1463–1471, 2016.
- [13] A. Mokhtari, H. Daneshmand, A. Lucchi, T. Hofmann, and A. Ribeiro, “Adaptive Newton method for empirical risk minimization to statistical accuracy,” in *Advances in Neural Information Processing Systems 29. Barcelona, Spain*, pp. 4062–4070, 2016.
- [14] L. Bottou and O. Bousquet, “The tradeoffs of large scale learning,” in *Advances in Neural Information Processing Systems 20, Vancouver, British Columbia, Canada, December 3-6, 2007*, pp. 161–168, 2007.
- [15] L. Bottou, “Large-scale machine learning with stochastic gradient descent,” in *Proceedings of COMPSTAT’2010*, pp. 177–186, Springer, 2010.
- [16] V. Vapnik, *The nature of statistical learning theory*. Springer Science & Business Media, 2013.
- [17] O. Bousquet, “Concentration inequalities and empirical processes theory applied to the analysis of learning algorithms,” *PhD thesis, Ecole Polytechnique*, 2002.
- [18] P. L. Bartlett, M. I. Jordan, and J. D. McAuliffe, “Convexity, classification, and risk bounds,” *Journal of the American Statistical Association*, vol. 101, no. 473, pp. 138–156, 2006.
- [19] R. Frostig, R. Ge, S. M. Kakade, and A. Sidford, “Competing with the empirical risk minimizer in a single pass,” in *Proceedings of The 28th Conference on Learning Theory, COLT 2015, Paris, France, July 3-6, 2015*, pp. 728–763, 2015.
- [20] S. Shalev-Shwartz, O. Shamir, N. Srebro, and K. Sridharan, “Learnability, stability and uniform convergence,” *The Journal of Machine Learning Research*, vol. 11, pp. 2635–2670, 2010.