

RECONSTRUCTION OF A COMPACT MANIFOLD FROM THE SCATTERING DATA OF INTERNAL SOURCES

MATTI LASSAS [□], TEEMU SAKSALA ^{◇, *}, AND HANMING ZHOU [†]

ABSTRACT. Given a smooth non-trapping compact manifold with strictly convex boundary, we consider an inverse problem of reconstructing the manifold from the scattering data initiated from internal sources. These data consist of the exit directions of geodesics that are emanated from interior points of the manifold. We show that under certain generic assumption of the metric, the scattering data measured on the boundary determine the Riemannian manifold up to isometry.

CONTENTS

1. Introduction, problem setting and main result	2
1.1. Outline of this paper	4
1.2. Previous literature	4
2. Strictly convex manifolds, about the extension of the data and the generic property	8
2.1. Analysis of strictly convex boundaries	8
2.2. Extension of the measurement data	9
2.3. A generic property	12
3. The reconstruction of the topology	14
4. The reconstruction of the differentiable structure	18
4.1. The recovery of self intersecting geodesics and conjugate points	18
4.2. Interior coordinates	28
4.3. Boundary coordinates	31
5. The reconstruction of the Riemannian metric	38
References	41

[□] Department of Mathematics and Statistics, University of Helsinki, Finland,

[◇] Department of Mathematics and Statistics, University of Helsinki, Finland; Department of computational and applied mathematics, Rice University, USA

[†] Department of Pure Mathematics and Mathematical Statistics, University of Cambridge, UK; Department of Mathematics, University of California Santa Barbara, Santa Barbara, CA 93106, USA,

* teemu.saksala@helsinki.fi, teemu.saksala@rice.edu

1. INTRODUCTION, PROBLEM SETTING AND MAIN RESULT

In this paper we consider an inverse problem of reconstructing a Riemannian manifold (\overline{M}, g) from geodesical data that correspond to the following theoretical measurement set up. Suppose that in a domain M there is a large amount m of point sources, at points x_1, x_2, \dots, x_m , sending continuously light (or other high frequency waves) at different frequencies ω_j . Such point sources are observed on the boundary as bright points. Assume that on the boundary an observer records at the point $z \in \partial M$ the exit direction of the light from the point source x_j , that is, an observer can see at the point z the directions of geodesics coming from x_j to z . When the observer moves along the boundary, all existing directions of geodesics coming from the point sources to the boundary are observed. We emphasize that only the directions, not the lengths (i.e., travel times) are recorded. When m becomes larger, i.e., $m \rightarrow \infty$, we can assume that the set of the point sources $\{x_j\}$ form a dense set in M .

Let (N, g) be an n -dimensional closed smooth Riemannian manifold, where $n \geq 2$. Suppose that $M \subset N$ is open and has a boundary $\partial M \subset N$ that is a smooth $(n-1)$ -dimensional submanifold of N . We also assume that ∂M is strictly convex, meaning that the second fundamental form of ∂M (as a submanifold) is positive definite.

Let $SN \subset TN$ be the unit tangent bundle of the metric g . Given $(p, \xi) \in SN$, it induces a unique maximal geodesic $\gamma_{p, \xi} : \mathbb{R} \rightarrow N$ with $\gamma_{p, \xi}(0) = p$, $\dot{\gamma}_{p, \xi}(0) = \xi$. We denote $S_p N = \{\xi \in T_p N; \|\xi\|_g = 1\}$. We will use the notation $\pi : TN \rightarrow N$ for the canonical projection to the base point, $\pi(x, \xi) = x$.

We define the first exit time function

$$\tau_{exit}(p, \xi) = \inf\{t > 0; \gamma_{p, \xi}(t) \in N \setminus \overline{M}\}, \quad (p, \xi) \in S\overline{M}, \quad (1)$$

where $S\overline{M}$ is the unit tangent bundle of \overline{M} . We assume that

$$\tau_{exit}(p, \xi) < \infty, \quad \text{for all } (p, \xi) \in S\overline{M}. \quad (2)$$

This means that \overline{M} is non-trapping.

For each point $p \in \overline{M}$ we define a *scattering set of the point source* p

$$\begin{aligned} R_{\partial M}(p) &= \{(q, \eta^T) \in T\partial M; \text{there exist } \xi \in S_p N \\ &\quad \text{and } t \in [0, \tau_{exit}(p, \xi)] \text{ such that} \\ &\quad q = \gamma_{p, \xi}(t), \eta = \dot{\gamma}_{p, \xi}(t)\} \in 2^{T\partial M}. \end{aligned} \quad (3)$$

Here $\eta^T \in T\partial M$ is the tangential component of $\eta \in \partial SM$ and 2^S means the power set of set S . See Figure (1).

Let

$$R_{\partial M}(M) = \{R_{\partial M}(p); p \in M\} \subset 2^{T\partial M}.$$

Consider the following collection

$$(\partial M, R_{\partial M}(M)). \quad (4)$$

We call this collection the *scattering data of internal sources* that depends on the Riemannian manifold $(\overline{M}, g|_{\overline{M}})$. We emphasize the connection of data (4) to the

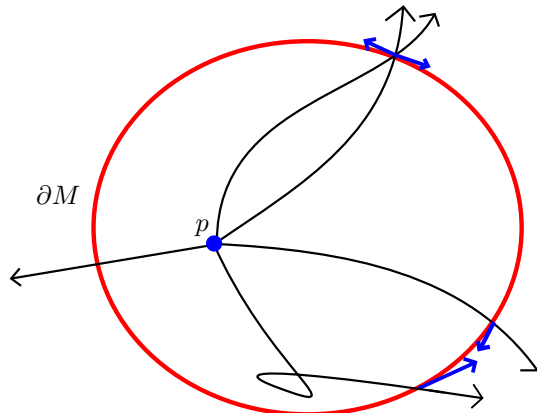


FIGURE 1. Here is a schematic picture about our data $R_{\partial M}(p)$, where the point p is the blue dot. Here the black arrows are the exit directions of geodesics emitted from p and the blue arrows are our data.

scattering data (see [18]), that is also considered in the Section 1.2.1 of this paper. From now on we will use a short hand notation

$$g := g|_{\overline{M}} = i^*g, \quad i : \overline{M} \hookrightarrow N.$$

Here i is an embedding defined by $i(x) = x$, $x \in \overline{M}$. The inverse problem considered in this paper is the determination of the Riemannian manifold (\overline{M}, g) from the data (4). More precisely, this means the following: Let (N_j, g_j) , $j = 1, 2$ and M_j be similar to (N, g) and M . We say that the scattering data of internal sources of (\overline{M}_1, g_1) is equivalent to that of (\overline{M}_2, g_2) , if

$$\text{there exists a diffeomorphism } \phi : \partial M_1 \rightarrow \partial M_2 \text{ such that,} \quad (5)$$

$$\{D\phi(R_{\partial M_1}(q)); q \in M_1\} = \{R_{\partial M_2}(p); p \in M_2\}. \quad (6)$$

Here $D\phi : T\partial M_1 \rightarrow T\partial M_2$ is the differential of ϕ , i.e., the tangential mapping of ϕ .

We denote the set of all C^∞ -smooth Riemannian metrics on N by $\mathcal{Met}(N)$ (we will assign the smooth Whitney topology (see [7]) on $\mathcal{Met}(N)$ to make it into a topological space), it turns out that there exists a generic subset (a set that contains a countable intersection of open and dense sets) $G \subset \mathcal{Met}(N)$ such that for $g \in G$, the manifold (\overline{M}, g) is determined by the data (4) up to an isometry.

Given $g \in \mathcal{Met}(N)$, $p, q \in N$ and $\ell > 0$, we denote the number of g -geodesics connecting p and q of length ℓ by $I(g, p, q, \ell)$. Define

$$I(g) := \sup_{p, q, \ell} I(g, p, q, \ell).$$

In Theorem 1.2 of [10] it is shown that there exists a generic set $G \subset \mathcal{Met}(N)$, such that for all $g \in G$,

$$I(g) \leq 2n + 2. \quad (7)$$

Next we define the collection of admissible Riemannian manifolds. Denote $\mathcal{G} = \{(N, g); N \text{ is a connected, closed, smooth Riemannian } n\text{-manifold; } g \text{ satisfies (7)}\}$.
(8)

Our main result is as follows,

Theorem 1.1. *Let $(N_i, g_i) \in \mathcal{G}$, $i = 1, 2$ be a smooth, closed, connected Riemannian n -manifold $n \geq 2$, $M_i \subset N_i$ be an open set with smooth strictly convex boundary with respect to g_i . Suppose that (\overline{M}_i, g_i) , $i = 1, 2$ is non-trapping, in the sense of (2).*

If properties (5)–(6) hold, then $(\overline{M}_1, g|_{\overline{M}_1})$ is Riemannian isometric to $(\overline{M}_2, g_2|_{\overline{M}_2})$.

The auxiliary results needed to prove the main theorem will be stated and proven in such a way that we will use the data (4) to reconstruct an isometric copy of (\overline{M}, g) . Therefore we formulate also the following theorem.

Theorem 1.2. *Let $(N, g) \in \mathcal{G}$ be a smooth, closed, connected Riemannian n -manifold $n \geq 2$, $M \subset N$ be an open set with smooth strictly convex boundary with respect to g . Suppose that (\overline{M}, g) , is non-trapping, in the sense of (2).*

If the data (4) is given we can reconstruct a isometric copy of (\overline{M}, g) .

We want to underline that in the most parts the proofs for Theorems 1.1 and 1.2 go side by side! Therefore we will formulate the lemmas and propositions, given in Section 2 and later, in a way having this dual goal in mind.

1.1. Outline of this paper. The proof of Theorem 1.1 is contained in Sections 2 to 5. In Section 2 we recall some properties of the strictly convex boundaries and the first exit time function τ_{exit} . We will also give a generic property related to the generic property (7) which guarantees that the scattering set $R_{\partial M}(p)$ is related to a unique point $p \in M$. The main result of Section 3 is to show that the data (4) determines uniquely the topological structure of the manifold \overline{M} . Section 4 is devoted to the smooth structure of \overline{M} and the final section shows that the data (4) determines the Riemannian structure of (\overline{M}, g) .

1.2. Previous literature. The research topic of this paper is related to many other inverse problems.

1.2.1. Boundary and scattering rigidity problems. The scattering data of internal sources (4) considered in our paper takes into account the geodesic rays emitted from all the points of M , though we only know the exit positions and directions of these geodesics on the boundary. Instead of the scattering data of internal sources, the *scattering relation* is defined as follows

$$L_g : \partial_+ SM \rightarrow \partial_- SM, \quad L_g(x, \xi) := \left(\gamma_{x, \xi}(\tau_{exit}(x, \xi)), \dot{\gamma}_{x, \xi}(\tau_{exit}(x, \xi)) \right),$$

where

$$\partial_{\pm} SM := \{(x, \xi) \in \partial SM; \pm \langle \xi, \nu(x) \rangle_g \leq 0\}$$

are the sets of inward and outward pointing vectors on the boundary ∂M . Here ν is the outward pointing unit normal to ∂M . Notice that M is non-trapping, thus L_g is well-defined. We will see later that scattering data of internal sources

$(\partial M, R_{\partial M}(M))$ determines the scattering relation L_g . The scattering rigidity problem asks: if $L_g = L_{\tilde{g}}$, does it imply that $\tilde{g} = \psi^*g$ with $\psi : \overline{M} \rightarrow \overline{M}$ a diffeomorphism fixing the boundary?

The scattering rigidity problem is closely related to the boundary rigidity problem, which is concerned with the determination of the metric g (up to a diffeomorphism fixing the boundary) from its boundary distance function $d_g : \partial M \times \partial M \rightarrow \mathbb{R}$. Notice that given $x, y \in \partial M$, $d_g(x, y)$ equals the length of the distance minimizing geodesic connecting x and y . See [4, 24, 28] for recent surveys on these topics. In particular, the scattering rigidity problem and boundary rigidity problem are equivalent on simple manifolds. A compact Riemannian manifold M is simple if the boundary ∂M is strictly convex and any two points can be joined by a unique distance minimizing geodesic. Michel [18] conjectured that simple manifolds are boundary distance rigid, so far this is known for simple surfaces [20]. More recently, boundary rigidity results are established on manifolds of dimension 3 or larger that satisfy certain global convex foliation condition [25, 26]. In the current paper, since the scattering data of internal sources contains more information than the scattering relation, we can deal with more general geometry.

It is worth mentioning that the problem of recovering Riemannian manifolds by the length data of geodesic rays emitted from internal sources was considered in [9, 11, 21].

1.2.2. *The rigidity of broken geodesic flows.* Another related inverse problem is concerned with determining a manifold (\overline{M}, g) from the broken geodesic data, which consists of the initial and the final points and directions, and the total length, of the broken geodesics. To define the data we first set up the notations for a broken geodesic

$$\alpha_{x, \xi_+, z, \eta}(t) = \begin{cases} \gamma_{x, \xi_+}(t), & t < s, (x, \xi_+) \in \partial_+ SM \\ \gamma_{z, \eta}(t - s), & t \geq s, (z, \eta) \in SM, \end{cases}$$

where $z = \gamma_{x, \xi_+}(s)$. Denote the length of the curve $\alpha_{x, \xi_+, z, \eta}$ by $\ell(\alpha_{x, \xi_+, z, \eta})$, the *Broken scattering relation* is

$$\begin{aligned} \mathcal{R} = & \{((x, \xi_+), (y, \xi_-), t) \in \partial_+ SM \times \partial_- SM \times \mathbb{R}_+; \\ & t = \ell(\alpha_{x, \xi_+, z, \eta}) \text{ and } (y, \xi_-) = (\alpha_{x, \xi, z, \eta}(t), \partial_t \alpha_{x, \xi, z, \eta}(t)), \\ & \text{for some } (z, \eta) \in SM\}. \end{aligned}$$

In [12] the authors show that the broken scattering data $(\partial M, \mathcal{R})$ determines the manifold (\overline{M}, g) uniquely up to isometry, if $\dim \overline{M} \geq 3$. In particular, there is no restrictions on the geometry of the manifold.

1.2.3. *Inverse boundary value problem for the wave equations.* Next we will present a third well known inverse problem, where the data is given in the boundary of the manifold. Consider the following initial/boundary value problem for the Riemannian wave equation

$$\begin{aligned} \partial_t^2 w - \Delta_g w &= 0 \quad \text{in } (0, \infty) \times M, \\ w|_{\mathbb{R} \times \partial M} &= f, \\ w|_{t=0} = \partial_t w|_{t=0} &= 0, \quad f \in C_0^\infty((0, \infty) \times \partial M) \end{aligned} \tag{9}$$

where Δ_g is the Laplace-Beltrami operator of metric tensor g . It is well known that for every $f \in C_0^\infty((0, \infty) \times \partial M)$ there exists a unique $w^f \in C^\infty((0, \infty) \times \overline{M})$ that solves (9) (see for instance [9] Chapter 2.3). Thus the Dirichlet-to-Neumann operator

$$\Lambda_g : C_0^\infty((0, \infty) \times \partial M) \rightarrow C^\infty((0, \infty) \times \partial M), \Lambda_g f(t, x) = \langle \nu(x), \nabla_g w^f(t, x) \rangle_g$$

is well defined and an inverse problem to (9) is to reconstruct (\overline{M}, g) from the data

$$(\partial M, \Lambda_g). \quad (10)$$

One classical way to solve this problem is the *Boundary Control method* (BC). This method was first developed by Belishev for the acoustic wave equation on \mathbb{R}^n with an isotropic wave speed [2]. A geometric version of the method, suitable when the wave speed is given by a Riemannian metric tensor as presented here, was introduced by Belishev and Kurylev [3]. The BC-method is used to determine the collection

$$\text{BDF}(M) := \{d_g(p, \cdot)|_{\partial M}; p \in M\}$$

of *boundary distance functions*. We emphasize the connection between our data $R_{\partial M}(M)$ and $\text{BDF}(M)$, that is for any $p \in M$ and for every $z \in \partial M$, it holds that

$$\nabla_{\partial M}(d_g(p, \cdot)|_{\partial M})\Big|_z \in R_{\partial M}(p),$$

if $d_g(p, \cdot)$ is smooth at z . Above $\nabla_{\partial M}$ is the gradient of a Riemannian manifold $(\partial M, g|_{\partial M})$. One significant difference is that $\text{BDF}(M)$ contains only information about the velocities of the short geodesics as $R_{\partial M}(p)$ contains also the information from long geodesics. We refer to [9] for a thorough review of the related literature.

Also the case of partial data has been considered. Let $\mathcal{S}, \mathcal{R} \subset \partial M$ be open and nonempty. In this case the inverse problem is the following. Does the restriction operator

$$\Lambda_{g, \mathcal{S}, \mathcal{R}} f := \Lambda_g f|_{\mathbb{R}_+ \times \mathcal{R}}, f \in C_0^\infty(\mathbb{R}_+ \times \mathcal{S})$$

with \mathcal{S}, \mathcal{R} determine (\overline{M}, g) ? The answer is positive if $\mathcal{S} = \mathcal{R}$, (see [8]). In [13] the problem has been solved in the case $\overline{\mathcal{R}} \cap \overline{\mathcal{S}} \neq \emptyset$. The general case is still an open problem. So far the sharpest results are [14, 19].

1.2.4. Distance difference functions. In [15] the collection of *distance difference functions*

$$\{(d_g(p, \cdot) - d_g(p, \cdot))|_{N \setminus M}; p \in M\} \subset L^\infty(N \setminus M), \quad (11)$$

was studied. The authors show that $(N \setminus M, g|_{N \setminus M})$ with the collection (11) determines the Riemannian manifold (N, g) up to an isometry, if N is a compact smooth manifold of dimension two or higher and M is open and has a smooth boundary. In the context of this paper one can assume that at the unknown area M there occurs an Earthquake at an unknown point $p \in M$ at an unknown time $t \geq 0$. This Earthquake emits a seismic wave. At the every point of the measurement area $N \setminus M$ there is a device that records the time when the seismic wave hits the corresponding point. This way we obtain the function $(z, w) \mapsto D_p(z, w) :=$

$d_g(p, z) - d_g(p, w)$, $z, w \in N \setminus M$ that is the travel time difference of the seismic wave.

Fix $z \in \partial M$. Suppose that for every $p \in M$ the corresponding distance difference function $D_p(\cdot, z) : \partial M \rightarrow \mathbb{R}$ is smooth. Then there is a close connection between $R_{\partial M}(p)$ and

$$R_{\partial M}^1(p) := \left\{ \nabla_{\partial M} D_p(\cdot, z) \Big|_q ; q \in \partial M \right\},$$

Notice that there exists non-trapping manifolds \overline{M} with strictly convex boundary such that for a given $p \in M$ the mapping $\partial M \ni q \mapsto d_g(q, p)$ is not smooth.

Moreover to prove the Main theorem 1.1 of this paper we will use techniques that were introduced in [15]. These techniques are based on the Theorem 1 of [27].

1.2.5. *Spherical surface data.* Finally we will present one more geometric inverse problem where a geodesical measurement data is considered. Let (N, g) be a complete or closed Riemannian manifold of dimension $n \in \mathbb{N}$ and $M \subset N$ be an open subset of N with smooth boundary. We denote by $U := N \setminus \overline{M}$.

In [6] one considers the *Spherical surface* data consisting of the set U and the collection of all pairs (Σ, r) where $\Sigma \subset U$ is a smooth $(n-1)$ dimensional submanifold that can be written in the form

$$\Sigma = \Sigma_{x,r,W} = \{ \exp_x(rv) \in N ; v \in W \},$$

where $x \in M$, $r > 0$ and $W \subset S_x N$ is an open and connected set. Such surfaces Σ are called spherical surfaces, or more precisely, subsets of generalised spheres of radius r . We point out that the unit normal vector field

$$\nu_{x,r,W}(\gamma_{x,v}(r)) := \dot{\gamma}_{x,v}(r), \quad v \in W$$

of the generalized sphere $\Sigma_{x,r,W}$ determines a data that has a natural connection to our data $R_{\partial M}(M)$.

Also, in [6] one assumes that U is given with its C^∞ -smooth coordinate atlas. Notice that in general, the spherical surface Σ may be related to many centre points and radii. For instance consider the case where N is a two dimensional sphere.

In [6] it is shown that the Spherical surface data determine uniquely the Riemannian structure of U . However these data are not sufficient to determine (N, g) uniquely. In [6] a counterexample is provided. In [6] it is shown that the Spherical surface data determines the universal covering space of (N, g) up to an isometry.

In [5] a special case of problem [6] is considered. The authors study a setup where $M \subset \mathbb{R}^n$, $n \geq 2$ and the metric tensor $g|_{\overline{M}} = v^{-2}e$, for some smooth and strictly positive function v . Let $x \in \mathbb{R}^n \setminus M$ and $y := \gamma_{x,\xi}(t_0) \in M$, for some $\xi \in S_x N$ and $t_0 > 0$, such that y is not a conjugate point to x along $\gamma_{p,\xi}$. The main theorem of [5] is that, if the coefficient functions of the shape operators of generalized spheres $\Sigma_{y,r,W}$ are known in a neighborhood V of $\gamma_{x,\xi}([0, t_0])$ and the wave speed v is known in $(N \setminus M) \cap V$, then the wave speed v can be determined in some neighborhood $V' \subset V$ of $\gamma_{x,\xi}([0, t_0])$.

2. STRICTLY CONVEX MANIFOLDS, ABOUT THE EXTENSION OF THE DATA AND THE GENERIC PROPERTY

2.1. Analysis of strictly convex boundaries. We will write $(z(p), s(p))$ for the boundary normal coordinates of ∂M , for a point p near ∂M . (See 2.1, [9], for the definitions). Here for any $p \in \text{dom}((z, s))$, the mapping $p \mapsto z(p)$ stands for the closest point $z(p) \in \partial M$ of p and $p \mapsto s(p)$ is the signed distance to the boundary, i.e.,

$$|s(p)| = \text{dist}_g(p, \partial M)$$

and

$$s(p) < 0 \text{ if } p \in M, \quad s(p) = 0 \text{ if } p \in \partial M \text{ and } s(p) > 0 \text{ if } p \in N \setminus \overline{M}.$$

Thus every $q \in \partial M$ has a neighborhood $U \subset N$, such that the map $U \ni p \mapsto (z(p), s(p))$ is a smooth local coordinate system. We will write ν for the unit outer normal of ∂M , therefore, $\nabla_g s(p) = \nu$ for $p \in \partial M$. Therefore the distance minimizing geodesic from p to $z(p)$ is normal to ∂M .

Definition 2.1. *The second fundamental form of ∂M is said to be positive definite, i.e., the boundary ∂M as a submanifold is strictly convex, if the corresponding shape operator*

$$S : T\partial M \rightarrow T\partial M, \quad S(X) = \nabla_X \nu \quad (12)$$

is positive definite. Here ∇ is the Riemannian connection of the metric tensor g .

Next we recall a few well known results (without proof) about manifolds with strictly convex boundary.

Lemma 2.2. *Let (N, g) be a complete smooth Riemannian manifold and $M \subset N$ open subset with smooth boundary. Suppose that the second fundamental form of ∂M is positive definite. Then for each $(p, \xi) \in S\partial M$ there exists $\epsilon > 0$ such that the geodesic $\gamma_{p, \xi}(t) \notin \overline{M}$ for any $t \in (0, \epsilon)$.*

Moreover if $(p, \xi) \in S\overline{M} \setminus S\partial M$, then the maximal geodesic $\gamma_{p, \xi} : [a, b] \rightarrow \overline{M}$ does not hit the boundary ∂M tangentially.

Corollary 2.3. *Let (N, g) be a complete smooth Riemannian manifold and $M \subset N$ open subset with smooth boundary. Suppose that the second fundamental form of ∂M is positive definite. Let $(p, \xi) \in S\overline{M}$. Then*

$$\gamma_{p, \xi}((0, \tau_{\text{exit}}(p, \xi))) \subset M.$$

Proof. The claim follows from Lemma 2.2 and (1). □

Lemma 2.4. *If ∂M is strictly convex, then for any $p \in \overline{M}$ there exists a neighborhood $U \subset N$ of p such that for all $z, q \in U \cap \overline{M}$ the unique distance minimizing unit speed geodesic γ from z to q is contained in U and $\gamma(t) \in M \cap U$ for all $t \in (0, d(z, q))$.*

Lemma 2.5. *If (\overline{M}, g) is compact, non-trapping and ∂M is strictly convex, then the first exit time function $\tau_{\text{exit}} : S\overline{M} \rightarrow \mathbb{R}_+$ given by (1) is continuous and there exists $L > 0$ such that*

$$\max\{\tau_{\text{exit}}(p, \xi); (p, \xi) \in S\overline{M}\} \leq L. \quad (13)$$

Moreover, the exit time function τ_{exit} is smooth in $\overline{SM} \setminus S\partial M$ and in $\partial_+ SM$.

Proof. See Section 3.2. of [22]. \square

2.2. Extension of the measurement data. We start with showing that the data (4) determines the boundary metric. This is formulated more precisely in the following lemma.

Lemma 2.6. *Let (N, g) be a smooth, closed, connected Riemannian n -dimensional manifold $n \geq 2$, $M \subset N$ an open set with smooth boundary. Then (4) determines the data*

$$((\partial M, g|_{\partial M}), R_{\partial M}(M)), \quad (14)$$

where $g|_{\partial M} = i^*g$ and $i : \partial M \hookrightarrow \overline{M}$.

More precisely if (N_i, g_i) and M_i are as in Theorem 1.1 and (5)–(6) hold, then

$$\phi : \partial M_1 \rightarrow \partial M_2 \text{ is a diffeomorphism such that } \phi^*(g_2|_{\partial M_2}) = g_1|_{\partial M_1}. \quad (15)$$

Proof. We will start with showing that we can recover the metric tensor $g|_{\partial M}$. Choose $p \in \partial M$, $\eta \in (T_p \partial M \setminus \{0\})$ and consider the set

$$R(\eta) := \{ \xi \in T_p \partial M; \text{ there exists } z \in M \text{ such that } \xi \in R_{\partial M}(z) \text{ and } a > 0, \text{ that satisfies } \xi = a\eta \}. \quad (16)$$

It is easy to see that the set $R(\eta)$ is not empty and by Lemma 2.2 we also have

$$\{ \|\xi\|_g \in \mathbb{R}_+; \xi \in R(\eta) \} = (0, 1) \subset \mathbb{R}. \quad (17)$$

Therefore,

$$\|\eta\|_g = \inf \{ a > 0; \frac{\eta}{a} \in R(\eta) \}. \quad (18)$$

Since $\eta \in T_p \partial M$ was arbitrary we have recovered the g -norm function $\|\cdot\|_g : T_p \partial M \rightarrow \mathbb{R}$. Since norm $\|\cdot\|_g$ is given by the g -inner product, we recover $\langle \cdot, \cdot \rangle_g$ using the parallelogram rule, that is

$$\langle \xi, \eta \rangle_g = \frac{\|\xi\|_g^2 + \|\eta\|_g^2 - \|\xi - \eta\|_g^2}{2}, \quad \eta, \xi \in T_p \partial M.$$

Suppose then that for manifolds (\overline{M}_1, g_1) and (\overline{M}_2, g_2) properties (5)–(6) are valid. Choose $p \in \partial M_1$ and $\eta \in T_p \partial M_1$ and denote $R(\eta)$ as in (16). Then by (5)–(6) we have

$$D\phi(R(\eta)) = R(D\phi\eta) \subset T_{\phi(p)} \partial M_2.$$

and by the equations (17)–(18) we have $\|\eta\|_{g_1} = \|D\phi\eta\|_{g_2}$ and equation (15) follows from the parallelogram rule. \square

Let $p \in \overline{M}$, we define the complete scattering set of the point source p as

$$R_{\partial M}^E(p) = \{ (q, \eta) \in \partial_- SM; \text{ there is } \xi \in S_p N \text{ and } t \in [0, \tau_{exit}(p, \xi)] \text{ such that } q = \gamma_{p, \xi}(t), \eta = \dot{\gamma}_{p, \xi}(t) \}. \quad (19)$$

We emphasize that the difference between $R_{\partial M}(p)$ and $R_{\partial M}^E(p)$ for $p \in \overline{M}$ is that $R_{\partial M}(p)$ contains the tangential components of vectors $\xi \in R_{\partial M}^E(p)$. We denote

$R_{\partial M}^E(M) := \{R_{\partial M}^E(p); p \in M\}$. In the next Lemma we will give an equivalent definition for (19).

Corollary 2.7 (Corollary of Lemma 2.2). *For any $p \in \overline{M}$*

$$R_{\partial M}^E(p) = \{(\gamma_{p,\xi}(\tau_{exit}(p, \xi)), \dot{\gamma}_{p,\xi}(\tau_{exit}(p, \xi))); \xi \in S_p N\}.$$

Proof. Since ∂M is strictly convex and M is non-trapping, the claim follows from the definition of $R_{\partial M}^E(p)$ and Corollary 2.3. \square

Let (N_i, g_i) and M_i be as in Theorem 1.1 and suppose that (5)–(6) hold. Since \overline{M}_i is compact, there exists $r > 0$ and a neighborhood $K_i \subset \overline{M}_i$ of ∂M_i such that the mapping

$$f_i : \partial M_i \times (-r, 0] \rightarrow K_i \subset \overline{M}_i, f_i(z, s) := \exp_z(s\nu(z))$$

is a diffeomorphism. By (5) the map

$$\tilde{\Phi} : \partial M_1 \times (-r, 0] \rightarrow \partial M_2 \times (-r, 0], \tilde{\Phi}(z, s) = (\phi(z), s).$$

is a diffeomorphism. Thus the mapping

$$\Phi : K_1 \rightarrow K_2, \Phi = f_2 \circ \tilde{\Phi} \circ f_1^{-1}, \quad (20)$$

is a diffeomorphism between K_1 and K_2 . Moreover the map $\tilde{\Phi}$ is a local representation of Φ in the boundary normal coordinates.

Lemma 2.8. *Suppose that (N, g) and M are as in Theorem 1.1. Then the data (14) determines the complete scattering data*

$$((\partial M, g|_{\partial M}), R_{\partial M}^E(\overline{M})). \quad (21)$$

More precisely if (N_i, g_i) and M_i are as in Theorem 1.1 such that (6) and (15) hold, then

$$\langle \eta, \xi \rangle_{g_1} = \langle D\Phi\eta, D\Phi\xi \rangle_{g_2}, \text{ for all } \xi, \eta \in \partial TM_1 \quad (22)$$

and

$$\{D\Phi(R_{\partial M_1}^E(q)); q \in \overline{M}_1\} = \{R_{\partial M_2}^E(p); p \in \overline{M}_2\}. \quad (23)$$

Proof. We will start with showing that for every $q \in M$ we can recover $R_{\partial M}^E(q)$. Choose $q \in M$ and let $(p, \eta) \in \partial_- S\overline{M}$ be such that $(p, \eta^T) \in R_{\partial M}(q)$. Then $\|\eta^T\|_g < 1$ and in the boundary normal coordinates $x \mapsto (z(x), s(x))$ close to p the vector η can be written as

$$\eta = \eta^T + (\sqrt{1 - \|\eta^T\|_g^2})\nu. \quad (24)$$

Since $g|_{\partial M}$ is known we have recovered η in the boundary normal coordinates. Since $q \in M$ was arbitrary, we have recovered the collection $R_{\partial M}^E(M)$.

Next we will show that for every $q \in \partial M$ we can recover $R_{\partial M}^E(q)$. Let $q \in \partial M$ and $(p, \eta) \in \partial_- SM$. We will define a set

$$\begin{aligned} \Sigma(p, \eta) &:= \{R_{\partial M}^E(q') \in R_{\partial M}^E(M); (p, \eta) \in R_{\partial M}^E(q')\} \\ &= \{R_{\partial M}^E(q') \in R_{\partial M}^E(M) : q' \in \gamma_{p, -\eta}(0, \tau_{exit}(p, -\eta))\}, \end{aligned} \quad (25)$$

with which we can verify if $(p, \eta) \in R_{\partial M}^E(q)$ or not. Notice that by Lemma 2.2 $\Sigma(p, \eta) = \emptyset$ if and only if $\gamma_{p, -\eta}([0, \tau_{exit}(p, -\eta)]) \cap M$ is empty if and only if η is tangential to the boundary.

Suppose first that $\Sigma(p, \eta) \neq \emptyset$. Then $(p, \eta) \in R_{\partial M}^E(q)$ if and only if there exists $(q, \xi) \in S_q N$ such that $\Sigma(p, \eta) = \Sigma(q, \xi)$. Suppose then that $\Sigma(p, \eta) = \emptyset$ and thus η is tangential to ∂M . By Lemma 2.2 holds $\tau_{exit}(p, \eta) = 0$. Therefore, $\eta \in R_{\partial M}^E(q)$ if and only if $p = q$. We conclude that we can always check with data (14) if $(p, \eta) \in \partial_- SM$ is included in $R_{\partial M}^E(q)$ or not. Since $q \in \partial M$ was arbitrary, we have recovered the collection $R_{\partial M}^E(\partial M)$. Therefore, we have recovered the set $R_{\partial M}^E(\overline{M})$.

Next we will verify (22) and (23). Let (N_i, g_i) and M_i be as in Theorem 1.1 such that (6) and (15) hold. Choose $p \in \partial M_1$ and $\xi, \eta \in T_p \partial M_1$. By (15), (20) and (24) we have

$$\langle D\Phi\xi, D\Phi\eta \rangle_{g_2} = \langle D\phi\xi^T, D\phi\eta^T \rangle_{g_2} + \sqrt{1 - \|D\phi\eta^T\|_{g_2}^2} \sqrt{1 - \|D\phi\xi^T\|_{g_2}^2} = \langle \xi, \eta \rangle_{g_1}.$$

Thus the equation (22) is valid.

Next we will prove

$$\{D\Phi(R_{\partial M_1}^E(q)); q \in M_1\} = \{R_{\partial M_2}^E(p); p \in M_2\}. \quad (26)$$

Let $q \in M_1$. By (6) there exists $z \in M_2$ such that

$$R_{\partial M_2}(z) = D\phi R_{\partial M_1}(q).$$

Let $(p, \eta) \in R_{\partial M_1}^E(q)$. Then $\|\eta\|_{g_1} = 1$ and $\eta^T \in R_{\partial M_1}(q)$. Since $D\phi\eta^T \in R_{\partial M_2}(z)$ we conclude by (22) that $D\Phi(p, \eta) \in R_{\partial M_2}^E(z)$. Therefore, we have $D\Phi(R_{\partial M_1}^E(q)) \subset R_{\partial M_2}^E(z)$. By symmetric argument we also have $R_{\partial M_2}^E(z) \subset D\Phi(R_{\partial M_1}^E(q))$. Thus we have proved the left hand side inclusion in (26). Again by symmetric argument we prove the right hand side inclusion in (26).

Next we will show that

$$\{D\Phi(R_{\partial M_1}^E(q)); q \in \partial M_1\} = \{R_{\partial M_2}^E(p); p \in \partial M_2\}.$$

Let $q \in \partial M_1$. By the definition of the mapping Φ and the equation (22) it is enough to prove that

$$D\Phi(R_{\partial M_1}^E(q)) = R_{\partial M_2}^E(\phi(q)). \quad (27)$$

Let $(p, \eta) \in R_{\partial M_1}^E(q)$ and denote $\Sigma(p, \eta)$ as in (25). By equations (22) and (26) it holds that the set

$$\begin{aligned} \Sigma(\Phi p, D\Phi\eta) &:= \{R_{\partial M_2}(z); z \in M_2, D\Phi\eta \in R_{\partial M_2}(z)\} \\ &= \{D\Phi R_{\partial M_1}(q'); R_{\partial M_1}(q') \in \Sigma(p, \eta)\} \end{aligned} \quad (28)$$

is empty if and only if $\Sigma(p, \eta)$ is empty. Suppose first that $\Sigma(p, \eta)$ is empty and thus $p = q$ and η is tangential to the ∂M_1 . Therefore, by equation (15) we have

$$D\Phi\eta = D\phi\eta \in \left(R_{\partial M_2}(\phi(q)) \cap R_{\partial M_2}^E(\phi(q)) \right).$$

Suppose then that $\Sigma(p, \eta)$ is not empty. This implies that there exists a vector $\xi \in S_q N_1$ that satisfies $\Sigma(p, \eta) = \Sigma(q, \xi)$. Thus $\Sigma(\Phi p, D\Phi\eta) = \Sigma(\Phi q, D\Phi\xi)$ and this implies that $D\Phi(p, \eta) \in R_{\partial M_2}(\phi(q))$. This completes the left hand inclusion of (27). Replace Φ by Φ^{-1} to prove the right hand side inclusion of (27).

Therefore, (23) is valid. \square

2.3. A generic property. We will now formulate a generic property in $\mathcal{M}et(N)$ that is related to the complete scattering data (21).

Definition 2.9. *Let N be a smooth manifold and $M \subset N$ an open set. We say that a Riemannian metric $g \in \mathcal{M}et(N)$ separates the points of set M if for all $p, q \in M$, $p \neq q$ there exists $\xi \in S_p N$ such that*

$$q \notin \gamma_{p,\xi}([-\tau_{exit}(p, -\xi), \tau_{exit}(p, \xi)]).$$

This means that there exists a geodesic segment that starts and ends at the boundary of M and contains p , but does not contain q .

We emphasize that there are easy examples for N , M and g such that g does not separate the points of M . For instance let $M \subset S^2$ be a polar cap strictly larger than the half sphere. Consider any two antipodal points $p, q \in M$. Then the standard round metric does not separate the points p and q .

Our next goal is to show that for every $(N, g) \in \mathcal{G}$, (where \mathcal{G} is as in (8)) and $M \subset N$ that is open, non-trapping in the sense of (2) and has a smooth strictly convex boundary, the metric g separates the points of M . This will be used in Section 3 to show that for two points $p, q \in M$ the complete scattering sets $R_{\partial M}^E(p)$ and $R_{\partial M}^E(q)$ coincide if and only if p is q .

Lemma 2.10. *Let (N, g) be a compact Riemannian manifold. Let $M \subset N$ be open, non-trapping in the sense of (2) and have a smooth strictly convex boundary. Suppose that the metric g does not separate the points of M . Then there exist $p, q \in M$, $p \neq q$, an interval $I \subset \mathbb{R}$, and a C^∞ -map $I \ni s \mapsto (\xi(s), \ell(s)) \in S_p N \times \mathbb{R}$, such that $\dot{\xi}(s) \neq 0$ and $q = \gamma_{p,\xi(s)}(\ell(s))$.*

Proof. Since g does not separate the points of M there are $p, q \in M$, $p \neq q$, such that for all $\xi \in S_p N$ we have

$$S(\xi) = \{s \in (-\tau_{exit}(p, -\xi), \tau_{exit}(p, \xi)); \exp_p(s\xi) = q\} \neq \emptyset. \quad (29)$$

We note that for all $\xi \in S_p N$ the set $S(\xi)$ is finite due to inequality (13).

Fix $\eta \in S_p N$ and enumerate $S(\eta) = \{s_1, \dots, s_K\}$ for some $K \in \mathbb{N}$. Then

$$-\tau_{exit}(p, -\eta) < s_1 < s_2 < \dots < s_K < \tau_{exit}(p, \eta).$$

For each $s_k \in \{s_1, \dots, s_K\}$ we choose a $n-1$ -dimensional submanifold S_k of N such that

$$\gamma_{p,\eta}(s_k) = q \in S_k \text{ and } \dot{\gamma}_{p,\eta}(s_k) \perp T_q S_k.$$

For instance we can define

$$S_k := \{\exp_q(tv) \in N; v \in S_q N, v \perp \dot{\gamma}_{p,\eta}(s_k), t \in [0, inj(q)]\},$$

where $inj(q)$ is the injectivity radius at q . Choose $\epsilon > 0$ and consider a ϵ -neighborhood W of $\gamma_{p,\eta}([-\tau_{exit}(p, -\eta), \tau_{exit}(p, \eta)])$. We will write \tilde{S}_k for the component of $S_k \cap W$ that contains q . If ϵ is small enough, there exists $\delta, \delta' > 0$ such that for any

$$t \in [-\tau_{exit}(p, -\eta), \tau_{exit}(p, \eta)] \setminus \left(\bigcup_{k=1}^K (s_k - \delta, s_k + \delta) \right)$$

holds

$$\text{dist}_g(\tilde{S}_k, \gamma_{p,\eta}(t)) \geq 2\delta', \text{ for every } k \in \{1, \dots, K\}.$$

By the continuity of the exponential mapping, we can choose a smaller $\epsilon > 0$ such that there exists an open neighborhood $V \subset S_p N$ of η such that for any

$$t \in [-\tau_{\text{exit}}(p, -\eta), \tau_{\text{exit}}(p, \eta)] \setminus \left(\bigcup_{k=1}^K (s_k - \delta, s_k + \delta) \right) \text{ and } \xi \in V$$

holds

$$\text{dist}_g(\tilde{S}_k, \gamma_{p,\xi}(t)) \geq \delta', \text{ for every } k \in \{1, \dots, K\}. \quad (30)$$

Next we define a signed distance function

$$\varrho_k(t, \xi) = \begin{cases} -\text{dist}_g(\gamma_{p,\xi}(t), \tilde{S}_k), & (t, \xi) \in (s_k - \delta, s_k] \times V \\ \text{dist}_g(\gamma_{p,\xi}(t), \tilde{S}_k), & (t, \xi) \in [s_k, s_k + \delta) \times V. \end{cases}$$

See Figure (2).

Choosing a smaller δ and V , if needed, it follows that the function $\varrho_k : (s_k - \delta, s_k + \delta) \times V \rightarrow \mathbb{R}$ is smooth. Then we have $\varrho_k(s_k, \eta) = 0$ and

$$\left| \frac{\partial}{\partial t} \varrho_k(t, \eta) \Big|_{t=s_k} \right| = \|\dot{\gamma}_{p,\eta}(s_k)\|^2 = 1.$$

Therefore, by the Implicit function theorem there exists an open neighborhood $V_k \subset V$ of η and a smooth function $f_k : V_k \rightarrow (s_k - \delta, s_k + \delta)$ that solves the equation

$$\varrho_k(f_k(\xi), \xi) = 0. \quad (31)$$

Define an open neighborhood U of η by $U := \bigcap_{k=1}^K V_k$ and sets $U_k = \{\xi \in U : \exp_p(f_k(\xi)\xi) = q\}$. Then sets U_k are closed in the relative topology of U . By (29), (30) and (31) it must hold that

$$U = \bigcup_{k=1}^K U_k. \quad (32)$$

We claim that for some $k \in \{1, \dots, K\}$ it holds that $U_k^{\text{int}} \neq \emptyset$. If this is not true, then the sets $P_j := U \setminus U_j$, $j \in \{1, \dots, K\}$ are all open and dense in the relative topology of U . Moreover by (32) we have

$$P := \bigcap_{j=1}^K P_j = \emptyset.$$

This is a contradiction since U is a locally compact Hausdorff space and thus by the Baire category theorem, it should hold that the set P is dense in the relative topology of U . Thus there exists $k \in \{1, \dots, K\}$ for which it holds that $U_k^{\text{int}} \neq \emptyset$. Choose an open $U' \subset U_k$. In particular U' is open in $S_p N$ and there exists $\epsilon' > 0$ and a C^∞ -path $\xi(s)$, $s \in (-\epsilon', \epsilon')$, in U' such that $\dot{\xi}(s) \neq 0$. Denoting $\ell(s) = f_k(\xi(s))$, we have $q = \gamma_{p,\xi(s)}(\ell(s))$ for $s \in (-\epsilon, \epsilon)$. Therefore, the curve $s \mapsto (\xi(s), \ell(s))$ satisfies the claim of this Lemma. \square

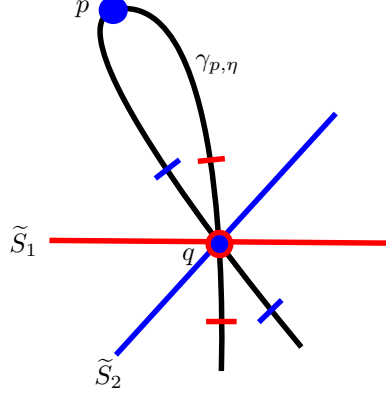


FIGURE 2. Here is a visualization of the set up in the definition of the function ϱ_k in Lemma 2.10. The blue dot is p and the red&blue dot is q . The black curve is the geodesic $\gamma_{p,\eta}$. The red line is the hypersurface \tilde{S}_1 and the blue line is the hypersurface \tilde{S}_2 . The small blue and red segments indicate the intervals $(s_k - \delta, s_k + \delta)$ where the function $\varrho_k(\cdot, \eta)$ is defined.

Proposition 2.11. *Let $(N, g) \in \mathcal{G}$ and M be as in Theorem 1.1. Then g separates the points of M .*

Proof. We prove the proposition by contradiction. Given $g \in \mathcal{G}$, assume there are $p, q \in M, p \neq q$ such that for all $\xi \in S_p N$,

$$q \in \gamma_{p,\xi}([-\tau_{exit}(p, -\xi), \tau_{exit}(p, \xi)]).$$

In particular (see Lemma 2.10), there exists an open interval $(-\epsilon, \epsilon)$, such that for $s \in (-\epsilon, \epsilon)$, $(\xi(s), \ell(s))$ is a C^1 -path on $S_p N \times \mathbb{R}$ such that $\dot{\xi}(s) \neq 0$ and $q = \gamma_{p,\xi(s)}(\ell(s))$. This implies

$$\begin{aligned} 0 &= \frac{\partial}{\partial s}(\gamma_{p,\xi(s)}(\ell(s))) \\ &= \dot{\gamma}_{p,\xi(s)}(\ell(s)) \cdot \frac{d}{ds}\ell(s) + \ell(s) \cdot D \exp_p|_{\ell(s)\xi(s)}\dot{\xi}(s) \\ &=: T_1 + T_2. \end{aligned} \quad (33)$$

Since $\|\xi(s)\| = 1$, it implies $\xi(s) \perp \dot{\xi}(s)$. By Gauss Lemma, we have $\dot{\gamma}_{p,\xi(s)}(\ell(s)) \perp D \exp_p|_{\ell(s)\xi(s)}\dot{\xi}(s)$, thus $T_1 \perp T_2$. Applying equation (33), we obtain $T_1 = T_2 = 0$, therefore, $\frac{d}{ds}(\ell(s)) = 0$. This is equivalent to saying that $\ell(s) \equiv \text{const}$, for $s \in (-\epsilon, \epsilon)$. This implies $I(g) = \infty$. By equation (7), we arrive a contradiction. \square

3. THE RECONSTRUCTION OF THE TOPOLOGY

We define a mapping

$$R_{\partial M}^E : \overline{M} \rightarrow 2^{\partial SM}, p \mapsto R_{\partial M}^E(p).$$

The aim of this section is to show that the map $R_{\partial M}^E$ is a homeomorphism, with respect to some suitable subset of $2^{\partial SM}$ and topology of this subset. Recall that

$(\partial M, g|_{\partial M})$ is known, by the Lemma 2.8. Therefore we can talk about topological properties of $2^{\partial SM}$. Thus the goal is to reconstruct a homeomorphic copy of (\overline{M}, g) . We start with showing that the map $R_{\partial M}^E$ is one-to-one, if the generic property 2.9 holds.

Lemma 3.1. *Suppose that (N, g) and M are as in the Theorem 1.1. Then the mapping $R_{\partial M}^E : \overline{M} \rightarrow 2^{\partial SM}$ is one-to-one.*

Proof. We will prove the claim by contradiction. Therefore, we divide the proof into two separate cases.

Suppose first that there is $p \in \partial M$, $q \in \overline{M}$ such that $R_{\partial M}^E(p) = R_{\partial M}^E(q)$, that is

$$\begin{aligned} & \{(\gamma_{p,\xi}(\tau_{exit}(p, \xi)), \dot{\gamma}_{p,\xi}(\tau_{exit}(p, \xi))); \xi \in S_p N\} \\ &= \{(\gamma_{q,\eta}(\tau_{exit}(q, \eta)), \dot{\gamma}_{q,\eta}(\tau_{exit}(q, \eta))); \eta \in S_q N\} \subset \partial_- SM. \end{aligned}$$

By the definition of $R_{\partial M}^E(p)$ it holds that

$$S_p \partial M \subset R_{\partial M}^E(p) = R_{\partial M}^E(q).$$

Therefore, we deduce that any tangential geodesic starting at p hits q before exiting \overline{M} . Since ∂M is strictly convex, this is true only if $p = q$.

Suppose then that there exist $p \in M$, $q \in \overline{M}$, $p \neq q$ such that $R_{\partial M}^E(p) = R_{\partial M}^E(q)$. By the first part we may assume that $q \in M$. Let $\xi \in S_p N$. Then for $\pm \xi$ we have

$$(\gamma_{p,\pm \xi}(\tau_{exit}(p, \pm \xi)), \dot{\gamma}_{p,\pm \xi}(\tau_{exit}(p, \pm \xi))) \in R_{\partial M}^E(q).$$

Therefore, it holds that

$$q \in \gamma_{p,\xi}((-\tau_{exit}(p, -\xi), \tau_{exit}(p, \xi))). \quad (34)$$

Since $\xi \in S_p N$ was arbitrary, the equation (34) is valid for every $\xi \in S_p N$ and we have proved that the metric g does not separate the points p and q . This is a contradiction with Proposition 2.11 and therefore, $p = q$. \square

To reconstruct the topology of \overline{M} from $R_{\partial M}^E(\overline{M})$, we need to first give a topological structure to the latter. Notice that on the unit tangent bundle $S\overline{M}$ there is a natural metric induced by the underlying metric g , namely the Sasaki metric. We denote the Sasaki metric associated with g by g_S . Then on the power set $2^{S\overline{M}}$, we assign the Hausdorff distance, i.e., given $A, B \in 2^{S\overline{M}}$

$$d_H(A, B) := \max\{\sup_{a \in A} \inf_{b \in B} d_{g_S}(a, b), \sup_{b \in B} \inf_{a \in A} d_{g_S}(a, b)\}.$$

However, in general the Hausdorff distance on $2^{S\overline{M}}$ needs not to be metrizable. If we consider the subset $\mathcal{C}(S\overline{M}) := \{\text{closed subsets of } S\overline{M}\} \subset 2^{S\overline{M}}$, then $(\mathcal{C}(S\overline{M}), d_H)$ is a compact metric space by Blaschke selection theorem (see for instance [1], Theorem 4.4.15). The topology on $\mathcal{C}(S\overline{M})$ thus is induced by the Hausdorff metric d_H . We turn to consider a subspace $\mathcal{C}(\partial SM) := \{\text{closed subsets of } \partial SM\} \subset 2^{\partial SM}$ of $\mathcal{C}(S\overline{M})$. Since the boundary ∂M is compact, $\mathcal{C}(\partial SM)$ is a compact metric space.

Lemma 3.2. *For any $q \in \overline{M}$, the set $R_{\partial M}^E(q) \subset \partial SM$ is compact.*

Proof. Consider a continuous mapping $E_q : S_q N \rightarrow \partial_- SM$ given by

$$E_q(\xi) = (\gamma_{q,\xi}(\tau_{exit}(q, \xi)), \dot{\gamma}_{q,\xi}(\tau_{exit}(q, \xi))).$$

Since $S_q N$ is compact, and E_q is continuous it holds by Corollary 2.7 that

$$R_{\partial M}^E(q) = E_q(S_q N) \text{ is compact.}$$

□

By Lemma 3.2 it holds that $R_{\partial M}^E(\overline{M}) \subset \mathcal{C}(\partial SM)$. From now on we consider the mapping

$$R_{\partial M}^E : \overline{M} \rightarrow \mathcal{C}(\partial SM), p \mapsto R_{\partial M}^E(p). \quad (35)$$

Definition 3.3. Let (X, d) be a complete metric space and $\mathcal{C}(X)$ be the collection of all closed subsets of (X, d) . We say that a sequence $(A_j)_{j=1}^\infty \subset \mathcal{C}(X)$ converges to $A \in \mathcal{C}(X)$ in the Kuratowski topology, if the following two conditions hold:

- (K1) Given any sequence $(x_j)_{j=1}^\infty$, $x_j \in A_j$ with a convergent subsequence $x_{j_k} \rightarrow x$ as $k \rightarrow \infty$, then the limit point x is contained in A .
- (K2) Given any $x \in A$, there exists a sequence $(x_j)_{j=1}^\infty$, $x_j \in A_j$ that converges to x .

Lemma 3.4. The mapping $R_{\partial M}^E : \overline{M} \rightarrow \mathcal{C}(\partial SM)$ is continuous.

Proof. Let $q \in \overline{M}$ and $q_j \in \overline{M}$, $j \in \mathbb{N}$ be a sequence that converges to q . As ∂SM is compact it holds that the Kuratowski convergence and the Hausdorff convergence are equivalent (see e.g. [1] Proposition 4.4.14). Thus it suffices to show that $R_{\partial M}^E(q_j)$ converges to $R_{\partial M}^E(q)$ in the space $\mathcal{C}(\partial SM)$ in the sense of Kuratowski.

First we prove (K1). Let $(p_j, \eta_j) \in R_{\partial M}^E(q_j)$. Changing in to subsequences, if necessary, we assume that $(p_j, \eta_j) \rightarrow (p, \eta) \in \partial SM$ as $j \rightarrow \infty$. Let $\xi_j \in S_{q_j} N$ be such that for each $j \in \mathbb{N}$,

$$\gamma_{q_j, \xi_j}(\tau_{exit}(q_j, \xi_j)) = p_j \text{ and } \dot{\gamma}_{q_j, \xi_j}(\tau_{exit}(q_j, \xi_j)) = \eta_j.$$

As the first exit time function is continuous and $S\overline{M}$ is compact we may without loss of generality assume that $(q_j, \xi_j) \rightarrow (q', \xi) \in S_{q'} N$, $q' \in \overline{M}$ and $\tau_{exit}(q_j, \xi_j) \rightarrow \tau_{exit}(q', \xi)$. Since $q_j \rightarrow q$, it holds that $q' = q$. By the continuity of the exponential mapping and the first exit time function the following holds

$$\begin{aligned} (p, \eta) &= \lim_{j \rightarrow \infty} (p_j, \eta_j) = \lim_{j \rightarrow \infty} (\gamma_{q_j, \xi_j}(\tau_{exit}(q_j, \xi_j)), \dot{\gamma}_{q_j, \xi_j}(\tau_{exit}(q_j, \xi_j))) \\ &= (\gamma_{q, \xi}(\tau_{exit}(q, \xi)), \dot{\gamma}_{q, \xi}(\tau_{exit}(q, \xi))). \end{aligned}$$

Thus $(p, \eta) \in R_{\partial M}^E(q)$. This proves (K1).

Next we prove (K2). Let $(p, \eta) \in R_{\partial M}^E(q)$. Let $\xi \in S_q N$ be such that

$$\gamma_{q, \xi}(\tau_{exit}(q, \xi)) = p \text{ and } \dot{\gamma}_{q, \xi}(\tau_{exit}(q, \xi)) = \eta.$$

Since $q_j \rightarrow q$ as $j \rightarrow \infty$ we can choose $\xi_j \in S_{q_j} N$, $j \in \mathbb{N}$ such that $\xi_j \rightarrow \xi$ as $j \rightarrow \infty$. Denote

$$\gamma_{q_j, \xi_j}(\tau_{exit}(q_j, \xi_j)) = p_j \text{ and } \dot{\gamma}_{q_j, \xi_j}(\tau_{exit}(q_j, \xi_j)) = \eta_j,$$

since the exponential map and the first exit time function are continuous, then

$$(p_j, \eta_j) \in R_{\partial M}^E(q_j) \text{ and } (p_j, \eta_j) \rightarrow (p, \eta).$$

This proves (K2).

We conclude that $R_{\partial M}^E(q_j)$ converges to $R_{\partial M}^E(q)$ in the Kuratowski topology. \square

Proposition 3.5. *The mapping $R_{\partial M}^E : \overline{M} \rightarrow R_{\partial M}^E(\overline{M}) \subset \mathcal{C}(\partial SM)$ is a homeomorphism.*

Proof. Note the $R_{\partial M}^E : \overline{M} \rightarrow R_{\partial M}^E(\overline{M}) \subset \mathcal{C}(\partial SM)$ is continuous, one-to-one and onto, and \overline{M} is compact and $\mathcal{C}(\partial SM)$ is a metric space and thus a topological Hausdorff space. These yield that $R_{\partial M}^E : \overline{M} \rightarrow R_{\partial M}^E(\overline{M})$ is a homeomorphism. \square

By the Proposition 3.5 the manifold topology of the data set $R_{\partial M}^E(\overline{M})$ is determined. Thus the topological manifold $R_{\partial M}^E(\overline{M})$ is a homeomorphic copy of \overline{M} . The rest of this section is devoted to constructing a map from \overline{M}_1 onto \overline{M}_2 that we later show to be a Riemannian isometry.

Define a map

$$\widehat{D\Phi} : \mathcal{C}(\partial SM_1) \rightarrow \mathcal{C}(\partial SM_2), F \mapsto D\Phi(F). \quad (36)$$

Lemma 3.6. *The map $\widehat{D\Phi} : \mathcal{C}(\partial SM_1) \rightarrow \mathcal{C}(\partial SM_2)$ is a homeomorphism.*

Proof. We start by noticing that, if (X, d_X) and (Y, d_Y) are compact metric spaces, and $f : X \rightarrow Y$ is continuous, then the lift $\widehat{f} : \mathcal{C}(X) \rightarrow \mathcal{C}(Y)$, $\widehat{f}(K) = f(K)$ is well defined. Let $(K_i)_{i=1}^\infty \subset \mathcal{C}(X)$ be a sequence that converges to $K \in \mathcal{C}(X)$ with respect to Kuratowski topology. We will show that $\widehat{f}(K_i)$ also converges to $\widehat{f}(K)$ with respect to Kuratowski topology, and by [1] Proposition 4.4.14 this will imply that the lift \widehat{f} is continuous.

Let $(y_i)_{i=1}^\infty$, $y_i \in f(K_i)$ be a sequence with a convergent subsequence $(y_{i_k})_{k=1}^\infty$, $y_{i_k} \in f(K_{i_k})$, we denote the limit point by $y \in Y$. Thus for each i_k , there exists $x_{i_k} \in K_{i_k}$ such that $f(x_{i_k}) = y_{i_k}$. Since X is a compact metric space the sequence $(x_{i_k})_{k=1}^\infty$ has a convergent subsequence in X , we denote it by $(x_{i_k})_{k=1}^\infty$ again. Notice that $K_i \rightarrow K$ in the sense of Kuratowski convergence, we get $x_{i_k} \rightarrow x \in K$. By the continuity of f , one has

$$y = \lim_{k \rightarrow \infty} y_{i_k} = \lim_{k \rightarrow \infty} f(x_{i_k}) = f(x) \in f(K).$$

Let $y \in f(K)$ and $x \in K$ such that $f(x) = y$. Since $K_i \rightarrow K$ in the sense of Kuratowski, there exists a sequence $(x_i)_{i=1}^\infty$, $x_i \in K_i$ that converges to x . On the other hand, f is continuous, thus the sequence $f(x_i) \in f(K_i)$ converges to $f(x) = y$. This completes the proof of the convergence of $f(K_i)$ to $f(K)$.

Notice that by (20) the mapping $D\Phi : \partial TM_1 \rightarrow \partial TM_2$ is a smooth invertible bundle map. In particular $D\Phi$ is continuous with a continuous inverse. Therefore, $\widehat{D\Phi}$ is a well defined homeomorphism according to the first part of the proof. \square

Next we define a mapping

$$\Psi : \overline{M}_1 \rightarrow \overline{M}_2, \Psi := (R_{\partial M_2}^E)^{-1} \circ \widehat{D\Phi} \circ R_{\partial M_1}^E. \quad (37)$$

By (23) and Proposition 3.5 the map Ψ is well defined. Now we prove the main theorem of this section.

Theorem 3.7. *Let (N_i, g_i) and M_i be as in Theorem 1.1 such that (15) and (23) hold. Then the map $\Psi : \overline{M}_1 \rightarrow \overline{M}_2$, is a homeomorphism such that $\Psi|_{M_1} : M_1 \rightarrow M_2$ and $\Psi|_{\partial M_1} = \phi$.*

Proof. By (23), Proposition 3.5 and Lemma 3.6 the map Ψ is a homeomorphism.

Let $p \in M_1$. Suppose that $q := \Psi(p) \in \partial M_2$, it holds that $S_q \partial M_2 \subset R_{\partial M_2}^E(q)$. On the other hand by the proof of Lemma 3.1 there is no $p' \in \partial M_1$ such that $S_{p'} \partial M_1 \subset R_{\partial M_1}^E(p)$. Since $D\Phi$ is an isomorphism, we reach a contradiction and thus $q \in M_2$. Similar argument for the inverse mapping Ψ^{-1} and $p \in M_2$ proves the second claim.

Let $p \in \partial M_1$, then $S_p \partial M_1 \subset R_{\partial M_1}^E(p)$ and by (15)

$$D\Phi(S_p \partial M_1) = S_{\phi(p)} \partial M_2 \subset R_{\partial M_2}^E(\phi(p)).$$

Therefore, by the proof of Lemma 3.1 we have $\Psi(p) = \phi(p)$. \square

4. THE RECONSTRUCTION OF THE DIFFERENTIABLE STRUCTURE

In this section we will show that the map $\Psi : \overline{M}_1 \rightarrow \overline{M}_2$ is a diffeomorphism. First we will introduce a suitable coordinate system of smooth manifold \overline{M}_i that is compatible with the data (21). We will consider separately coordinate charts for interior and boundary points. Then we will define a smooth structure on topological manifold $R_{\partial M_i}^E(\overline{M}_i)$ such that the maps $R_{\partial M_i}^E : \overline{M}_i \rightarrow R_{\partial M_i}^E(\overline{M}_i)$ are diffeomorphisms. The third task is to show that the map $\widehat{D\Phi} : R_{\partial M_1}^E(\overline{M}_1) \rightarrow R_{\partial M_2}^E(\overline{M}_2)$ is a diffeomorphism with respect to smooth structures of $R_{\partial M_i}^E(\overline{M}_i)$. By the formula (37), that defines the map Ψ , the following diagram commutes

$$\begin{array}{ccc} \overline{M}_1 & \xrightarrow{R_{\partial M_1}^E} & R_{\partial M_1}^E(\overline{M}_1) \\ \downarrow \Psi & & \downarrow \widehat{D\Phi} \\ \overline{M}_2 & \xrightarrow{R_{\partial M_2}^E} & R_{\partial M_2}^E(\overline{M}_2), \end{array} \quad (38)$$

and the above steps prove that the map Ψ is a diffeomorphism. Also we will explicitly construct the smooth structure for $R_{\partial M}^E(\overline{M})$ only using the data (21). In the steps below, we will often consider only one manifold and do not use the sub-indexes, M_1 and M_2 , when ever it is not necessary.

4.1. The recovery of self intersecting geodesics and conjugate points. Let us choose a point $p \in \overline{M}$ for the rest of this section. The first part of the section is dedicated to finding for the point p a suitable $q \in \partial M$, a neighborhood V_q of p and to construct a map

$$\Theta_q(z) := \frac{1}{\|\exp_q^{-1}(z)\|_g} \exp_q^{-1}(z) \in S_q N, \quad z \in V_q. \quad (39)$$

using our data (21). We start with considering what does it require from $q \in \partial M$ to be "suitable".

Let $(q, \eta) \in R_{\partial M}^E(p)$, we say that η is a conjugate direction with respect to p , if p is a conjugate to q on the geodesic $\gamma_{q, -\eta}$. This is equivalent to the existence $s \in (0, \tau_{exit}(q, -\eta))$ such that $\gamma_{q, -\eta}(s) = p$ and a non-trivial Jacobi field J such that $J(0) = 0$ and $J(s) = 0$.

We say that a geodesic γ is self-intersecting at the point $q \in \overline{M}$, if there exists $t_1 < t_2$ such that

$$\gamma(t_1) = q = \gamma(t_2).$$

Notice that the geodesic $\gamma_{q, -\eta}([0, \tau_{exit}(q, -\eta)])$ may be self-intersecting at p , and moreover there may be several $s' \in (0, \tau_{exit}(q, -\eta))$ such that $\gamma_{q, -\eta}(s') = p$ and non-trivial Jacobi fields that vanish at 0 and s' .

In the next Lemma we show that under the assumptions of Theorem 1.1 most of the geodesics that start and end at ∂M and hit the point p , do it only one time.

Lemma 4.1. *Let (N, g) and M be as in the Theorem 1.1. Let $p \in \overline{M}$. Denote by*

$$I := \{\xi \in S_p N; \text{ the geodesic } \gamma_{p, \xi} : [-\tau_{exit}(p, -\xi), \tau_{exit}(p, \xi)] \rightarrow \overline{M} \text{ is self-intersecting at } p\}. \quad (40)$$

Then the set $S_p N \setminus I$ is open and dense.

If $r \in R_{\partial M}^E(\overline{M})$ is given and $p \in \overline{M}$ is the unique point for which $R_{\partial M}^E(p) = r$ we define

$$K(p) := \{(q, \eta) \in (R_{\partial M}^E(p) \setminus S_p N); \gamma_{q, -\eta} \text{ is not self-intersecting at } p\} \subset \partial SM. \quad (41)$$

See Figure (3).

Then $K(p)$ is not empty and $K(p)$ is determined by r and data (21).

More precisely if (N_i, g_i) and M_i are as in Theorem 1.1 such that (15) and (23) hold, then for every $p \in \overline{M}_1$ the set $K(p) \neq \emptyset$ and

$$D\Phi(K(p)) = K(\Psi(p)). \quad (42)$$

Proof. Suppose first that $p \in M$. We start with proving that I is closed. Let $\xi \in \overline{I}$ and choose a sequence $(\xi_j)_{j=1}^\infty \subset I$ that converges to ξ in $S_p N$. Choose a sequence $(t_j)_{j=1}^\infty \subset \mathbb{R}$ that satisfies

$$\exp_p(t_j \xi_j) = p \text{ and } 0 < |t_j|.$$

By (13) we can without loss of generality assume that

$$t_j \rightarrow t \text{ as } j \rightarrow \infty.$$

Then it must hold that $0 < |t|$ since any geodesic starting at p cannot self-intersect at p before time $\text{inj}(p) > 0$, where $\text{inj}(p)$ is the injectivity radius at p . Therefore, $\exp_p(t\xi) = p$ and we have proved that $\xi \in I$. Thus I is closed.

From the proofs of Lemma 2.10 and Proposition 2.11 it follows that the set I is nowhere dense, this is that I does not contain any open sets. Thus $S_p N \setminus I$ is open and dense. Moreover the set

$$K(p) = \{(\gamma_{p, \xi}(\tau_{exit}(p, \xi)), \dot{\gamma}_{p, \xi}(\tau_{exit}(p, \xi))) \in \partial_- SM; \xi \in S_p N \setminus I\}$$

is not empty.

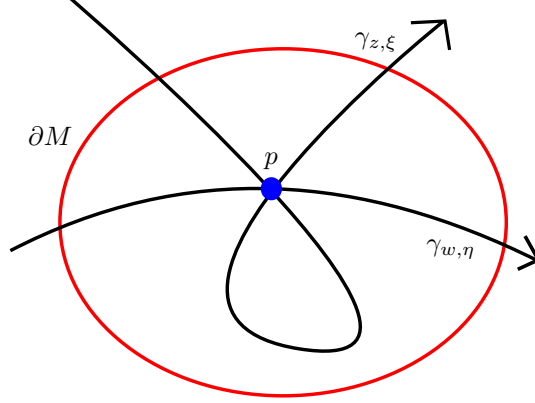


FIGURE 3. Here is a schematic picture about $K(p)$, where the point $p \in M$ is the blue dot. The black curves represent the geodesics $\gamma_{z,\xi}$, and $\gamma_{w,\eta}$ respectively, where vectors $(z,\xi), (w,\eta) \in R_{\partial M}^E(p)$. Notice that only $(w,\eta) \in K(p)$.

Denote $r = R_{\partial M}^E(p)$. Next we will show that r and data (21) determine the set $K(p)$. Let $(q,\eta) \in r$. We write $J(q,\eta)$ for the set of self-intersection points of geodesic segment $\gamma_{q,-\eta} : (0, \tau_{exit}(q, -\eta)) \rightarrow M$. Due to non-trapping assumption of M the set $J(q,\eta)$ is finite. Since the map $R_{\partial M}^E : \bar{M} \rightarrow R_{\partial M}^E(\bar{M})$ is a homeomorphism, it holds that

$$z \in \gamma_{q,-\eta}((0, \tau_{exit}(q, -\eta))) \setminus J(q,\eta)$$

if and only if $R_{\partial M}^E(z)$ has a neighborhood $V \subset R_{\partial M}^E(\bar{M})$ such that $\Sigma(q,\eta) \cap V$ is homeomorphic to interval $[0, 1)$ or $(0, 1)$, here $\Sigma(q,\eta)$ is as in (25). Therefore, for a given $r = R_{\partial M}^E(p)$ and $(q,\eta) \in r$ the data (21) determines the set $R_{\partial M}^E(J(q,\eta))$ and it holds that

$$(q,\eta) \in K(p) \text{ if and only if } r \notin R_{\partial M}^E(J(q,\eta)).$$

Finally we will verify the equation (42) in the case of $p \in M_1$. Denote $r = R_{\partial M_1}^E(p)$. By Theorem 3.7 the map Ψ is a homeomorphism. With (23) this implies that for every $(q,\xi) \in \partial_- SM_1$

$$\widehat{D\Phi}(\Sigma(q,\xi)) = \Sigma(\phi(q), D\Phi\xi)$$

and the self-intersection points of $\Sigma(y,\xi)$ are mapped onto self-intersection points of $\Sigma(\phi(y), D\Phi\xi)$ under the map $\widehat{D\Phi}$. Therefore, $D\Phi(K(p)) = K(\Psi(p))$.

Suppose next that $p \in \partial M$. Assume that there exists a sequence $(\xi_j)_{j=1}^\infty \subset I$ that converges to a vector $\xi \in S_p \partial M$ in $S_p N$. Choose a sequence $(t_j)_{j=1}^\infty$ such that

$$\exp_p(t_j \xi_j) = p \text{ and } 0 < t_j.$$

Due to Lemmas 2.2 and 2.5 we may assume that $t_j \rightarrow 0$ as $j \rightarrow \infty$. But then we have a contradiction with the injectivity radius of p . Therefore, \bar{I} is contained in

the interior of $\partial_+ S_p M$. Then by a similar argument as in the case of $p \in M$ we have shown that $S_p N \setminus I$ is open and dense.

Let $(y, \xi) \in \partial_- SM$. We will use a short hand notation

$$\begin{aligned} \bar{\Sigma}(y, \xi) &:= \{R_{\partial M}^E(q); q \in \bar{M}, (y, \xi) \in R_{\partial M}^E(q)\} \\ &= R_{\partial M}^E(\gamma_{y, -\xi}([0, \tau_{exit}(y, -\xi)])) \subset 2^{C(\partial SM)}, \end{aligned} \quad (43)$$

for the image of the geodesic segment $\gamma_{y, -\xi}([0, \tau_{exit}(y, -\xi)])$ under the map $R_{\partial M}^E$. Denote $r = R_{\partial M}^E(p)$. Then for a vector $(q, \eta) \in r$ it holds that $(q, \eta) \in K(p)$ if and only if $q \neq p$. Thus the set

$$K(p) = \{(\gamma_{p, \xi}(\tau_{exit}(p, \xi)), \dot{\gamma}_{p, \xi}(\tau_{exit}(p, \xi))) \in \partial_- SM; \xi \in (\partial_+ S_p M)^{int} \setminus I\}.$$

is not empty.

Now we will verify the equation (42) in the case of $p \in \partial M_1$. Since the map Ψ is a homeomorphism we have by the data (23) that

$$\widehat{D\Phi}(\bar{\Sigma}(y, \xi)) = \bar{\Sigma}(\phi(y), D\Phi\xi) \text{ for all } (y, \xi) \in \partial_- SM_1. \quad (44)$$

Therefore, $D\Phi(K(p)) = K(\Psi(p))$ and the equation (42) is proven. \square

In the next Lemma we will show that we can find the set of conjugate directions with respect to p from data (21) and there exist lots of $(q, \eta) \in r := R_{\partial M}^E(p)$ such that η is not a conjugate direction with respect to p . If $(q, \eta) \in K(p)$ is not a conjugate direction with respect to p , we will later construct coordinates for p such that $(n-1)$ -coordinates are given by η .

Lemma 4.2. *Let (N, g) and M be as in the Theorem 1.1. If $r \in R_{\partial M}^E(\bar{M})$ is given and $p \in \bar{M}$ is the unique point for which $R_{\partial M}^E(p) = r$, we define the set of "good" directions*

$$K_G(p) := \{(q, \eta) \in K(p); \eta \text{ is not a conjugate direction with respect to } p\} \subset \partial SM. \quad (45)$$

Then $K_G(p)$ is not empty, $\pi(K_G(p)) \subset \partial M$ is open. Moreover r and the data (21) determine the set $K_G(p)$.

More precisely if (N_i, g_i) and M_i are as in Theorem 1.1 such that (15) and (23) hold, then for every $p \in \bar{M}_1$ the set $K_G(p) \neq \emptyset$, $\pi(K_G(p)) \subset \partial M_1$ is open and

$$D\Phi(K_G(p)) = K_G(\Psi(p)). \quad (46)$$

Proof. Suppose first that $p \in M$. Let $\delta : SN \rightarrow [0, \infty]$ be the cut distance function, i.e.,

$$\delta(y, \eta) := \sup\{t > 0; d_g(\gamma_{y, \eta}(t), y) = t\}.$$

Let $\xi \in S_p N$ be such a unit vector that $\gamma_{p, \xi}$ is a shortest geodesic from p to the boundary ∂M . By Lemma 2.13 of [9] it holds that

$$\delta(p, \xi) > \text{dist}_g(p, \partial M).$$

Therefore, $(\gamma_{p, \xi}(\tau_{exit}(p, \xi)), \dot{\gamma}_{p, \xi}(\tau_{exit}(p, \xi)))$ is not a conjugate direction with respect to p . Moreover there exists an open neighborhood $V \subset S_p N$ of ξ such that

for any $\xi' \in V$ the vector $(\gamma_{p,\xi'}(\tau_{exit}(p, \xi')), \dot{\gamma}_{p,\xi'}(\tau_{exit}(p, \xi')))$ is not a conjugate direction. Let $I \subset S_p N$ be defined as in (40). Denote

$$V_c := \left\{ \xi \in S_p N; D \exp_p \Big|_{\tau_{exit}(p, \xi) \xi} \text{ is not singular} \right\}$$

that is open and non-empty, since $V \subset V_c$. Therefore, by the Lemma 4.1 it holds that the set $V_c \cap (S_p N \setminus I) = V_c \setminus I$ is open and non-empty. Thus

$$K_G(p) = \left\{ (\gamma_{p,\xi}(\tau_{exit}(p, \xi)), \dot{\gamma}_{p,\xi}(\tau_{exit}(p, \xi))) \in (\partial_- SM \setminus S_p N); \xi \in V_c \setminus I \right\}$$

is not empty and moreover $\pi(K_G(p)) \subset \partial M$ is open.

Next we show that for given $r = R_{\partial M}^E(p)$ the data (21) determines the set $K_G(p)$, if $r \in R_{\partial M}^E(M)$. Fix $(q, \eta) \in K(p)$. Let $t_p \in (0, \tau_{exit}(q, -\eta)]$ be such that $\gamma_{q, -\eta}(t_p) = p$. Consider the collection $H(q, \eta)$ of C^∞ -curves $\sigma : (-\epsilon, \epsilon) \rightarrow \partial_- SM$, $\sigma(s) = (q(s), \eta(s))$ that satisfy the following conditions

- (H1) $\sigma(0) = (q, \eta)$,
- (H2) $r \in \Sigma(q(s), \eta(s))$ for all $s \in (-\epsilon, \epsilon)$
- (H3) $r \notin R_{\partial M}^E(J(q(s), \eta(s)))$.

Here we use the notations from Lemma 4.1

$$\Sigma(q(s), \eta(s)) = R_{\partial M}^E(\gamma_{q(s), -\eta(s)}((0, \tau_{exit}(q(s), -\eta(s))))),$$

and $J(q(s), \eta(s))$ is the collection of self-intersection points of the geodesic segment $\gamma_{q(s), -\eta(s)} : (0, \tau_{exit}(q(s), -\eta(s))) \rightarrow \overline{M}$. Choose a C^∞ -curve $s \mapsto \sigma(s)$ on $\partial_- SM$, such that (H1) holds. By (43) we can check, if the property (H2) holds. By the proof of Lemma (4.1) we can check, if property (H3) holds for the curve σ . Therefore, for a given $r \in R_{\partial M}^E(M)$ and $(q, \eta) \in K(p)$ we can check the validity of properties (H1)–(H3) for any smooth curve σ on $\partial_- SM$ with the data (21).

Next we show that the collection $H(q, \eta)$ is not empty. Let $\xi \in S_p N$ be the vector that satisfies $(\gamma_{p,\xi}(t_p), \dot{\gamma}_{p,\xi}(t_p)) = (q, \eta)$. Then $\tau_{exit}(p, \xi) = t_p$. Let $w \in T_p N$, $w \perp \xi$ and $\epsilon > 0$ be small enough. We define

$$w(s) := \frac{\xi + sw}{\|\xi + sw\|_g} \text{ and } f(t, s) := \exp_p(t\tau_{exit}(p, w(s))w(s)), \quad s \in (-\epsilon, \epsilon), t \in [0, 1]. \quad (47)$$

Notice that the curve $s \mapsto f(1, s) \in \partial M$ is smooth by Lemma 2.5. We conclude that a curve σ can be for instance defined as follows

$$\sigma(s) = (q(s), \eta(s)) := \left(f(1, s), \tau_{exit}(p, w(s))^{-1} \frac{\partial}{\partial t} f(t, s) \Big|_{t=1} \right), \quad s \in (-\epsilon, \epsilon), \quad (48)$$

where $\epsilon > 0$ is small enough. Observe that the curve $\sigma(s)$ satisfies conditions (H1) and (H2) automatically. The condition (H3) is valid by the Lemma 4.1, since $(q, \eta) \in K(p)$. We also note that

$$\frac{d}{ds} q(s) \Big|_{s=0} = D \exp_p \Big|_{t_p \xi} \left(\frac{d}{ds} \tau_{exit}(p, w(s)) \Big|_{s=0} \xi + t_p \dot{w}(0) \right) \quad (49)$$

and

$$\dot{w}(0) = w. \quad (50)$$

Now we show the relationship between conjugate directions and curves $\sigma \in H(q, \eta)$. Let us first consider some notations we will use. Let $c : (a, b) \rightarrow N$ be a smooth path and V a smooth vector field on c . By this we mean that $t \mapsto V(t) \in T_{c(t)}N$. We will write $D_t V$ for the covariant derivative of V along the curve c . The properties of operator D_t are considered for instance in Chapter 4 of [17]. We recall that locally $D_t V$ is defined by the formula

$$D_t V(t) = \left(\frac{d}{dt} V^k(t) + V^j(t) \dot{c}^i(t) \Gamma_{ji}^k(c(t)) \right) \frac{\partial}{\partial x^k}(c(t)), \quad (51)$$

where Γ_{ji}^k are the Christoffel symbols of the metric tensor g .

Suppose first that $\gamma_{q, -\eta}(t_p) = p$ is a conjugate point of q along $\gamma_{q, -\eta}([0, \tau_{exit}(q, -\eta)])$. Then there is a non-trivial Jacobi field J on $\gamma_{p, \xi}$ that vanishes at $t = 0$ and at $t = t_p$. Then

$$D_t J(t) \Big|_{t=0} \neq 0 \text{ and } D_t J(t) \Big|_{t=t_p} \perp \xi.$$

Here D_t operator is defined on $\gamma_{p, \xi}(t)$. Define a curve $\sigma(s) = (q(s), \eta(s)) \in H(q, \eta)$ by (47) and (48) with $w := D_t J(t) \Big|_{t=0}$. We will show that

$$\frac{d}{ds} q(s) \Big|_{s=0} = 0 \text{ and } (D_s \eta(s)^T \Big|_{s=0})^T \neq 0. \quad (52)$$

Here D_s is defined on $q(s)$. Since the vector w is the velocity of J at 0 and J is a Jacobi field that vanishes at 0 and t_p we have by (49) and (50) that

$$\frac{d}{ds} q(s) \Big|_{s=0} = \frac{d}{ds} \tau_{exit}(p, w(s)) \Big|_{s=0} \eta.$$

Since $s \mapsto q(s)$ is a curve on ∂M and $\eta \neq 0$ is not tangential to the boundary, it must hold that

$$\frac{d}{ds} \tau_{exit}(p, w(s)) \Big|_{s=0} = 0. \quad (53)$$

Thus

$$\frac{d}{ds} q(s) \Big|_{s=0} = 0. \quad (54)$$

Recall that the Jacobi field J satisfies due to (53)

$$J(t) = t D \exp_p \Big|_{t\xi} w = \frac{d}{ds} f(t', s) \Big|_{s=0}, \quad t \in [0, t_p], \quad t' = \frac{t}{t_p}.$$

We will use the notation $D_{t'}$ for the covariant derivative on the curve $\gamma_{p, t_p \xi}(t')$. Then by (48)–(50), (53)–(54) and Symmetry Lemma ([17], Lemma 6.3) we have

$$\begin{aligned} D_s \eta(s) \Big|_{s=0} &= t_p^{-1} D_s \frac{\partial}{\partial t'} f(t', s) \Big|_{t'=1, s=0} = t_p^{-1} D_{t'} \frac{\partial}{\partial s} f(t', s) \Big|_{t'=1, s=0} \\ &= t_p^{-1} D_t J(t) \Big|_{t=t_p} \neq 0, \end{aligned}$$

since J is not a zero field. Therefore, we conclude that $D_s \eta(s) \Big|_{s=0} \neq 0$. Moreover since $\|\eta(s)\|_g \equiv 1$ we have $\eta(s) \perp D_s \eta(s)$. Suppose first that $(D_s \eta(s) \Big|_{s=0})^T =$

0, then $D_s \eta(s) \Big|_{s=0}$ is normal to the boundary and thus $\eta(0)$ is tangential to the boundary. This is a contradiction since $\eta(0) = \eta$, that is not tangential to the boundary. Thus we conclude that $(D_s \eta(s) \Big|_{s=0})^T \neq 0$. Write

$$\eta(s) = c(s)\nu(q(s)) + \eta(s)^T, \text{ where } c \text{ is some smooth function.}$$

Let $x \mapsto (z^j(x))_{j=1}^n$ be the boundary normal coordinates near q . Here we consider that $z^n(x)$ represents the distance of x to ∂M . Then the coefficient functions of ν are $V^k = \delta_k^n$. Therefore for every $k \in \{1, \dots, n\}$ the observation $\dot{q}(0) = 0$ yields

$$\left(D_s \nu(s) \Big|_{s=0} \right)^k = \left(\frac{d}{ds} V^k(s) + V^j(s) \dot{q}^i(s) \Gamma_{ji}^k(q(s)) \right) \Big|_{s=0} = 0,$$

here Γ_{ji}^k are the Christoffel symbols of metric g in boundary normal coordinates. Thus

$$(D_s \eta(s) \Big|_{s=0})^T = c(0) D_s \nu(q(s)) \Big|_{s=0} + (D_s \eta(s)^T \Big|_{s=0})^T = (D_s \eta(s)^T \Big|_{s=0})^T. \quad (55)$$

Therefore, (52) is valid.

Next we consider curves $\sigma(s) = (q(s), \eta(s)) \in H(q, \eta)$. Notice that for every $\sigma(s)$ there exists $\epsilon > 0$ and a smooth function $s \mapsto a(s) \in (0, \infty)$, $s \in (-\epsilon, \epsilon)$ such that $a(s) \rightarrow t_p$ as $s \rightarrow 0$ and

$$\Gamma(s, t) := \exp_{q(s)}(-ta(s)\eta(s)), \quad t \in [0, 1], \quad s \in (-\epsilon, \epsilon) \quad (56)$$

is a geodesic variation of $\gamma_{q, -\eta}([0, t_p])$ that satisfies $\Gamma(s, 1) = p$. Let us consider $s \mapsto (q(s), -ta(s)\eta(s))$, $t \in [0, 1]$ as a smooth curve on TN and $\exp : TN \rightarrow N$. We use a short hand notation $-tW(s) := -ta(s)\eta(s)$. We use coordinates $(z^j, v^j)_{j=1}^n$ for $\pi^{-1}U \subset TM$, where U is the domain of coordinates $(z^i)_{i=1}^n$. Let $(y^i)_{i=1}^n$ be coordinates at $\exp((q(0), -tV(0))$. Then the variation field

$$\begin{aligned} V(t) &:= \frac{\partial}{\partial s} \Gamma(s, t) \Big|_{s=0} = \left(\frac{\partial \exp^j}{\partial z^i} \dot{q}^i(0) - t \frac{\partial \exp^j}{\partial v^i} \dot{W}^i(0) \right) \frac{\partial}{\partial y^j} \\ &= \left(\frac{\partial \exp^j}{\partial z^i} \dot{q}^i(0) - t D \exp_p \Big|_{-tW(0)} \dot{W}(0) \right) \frac{\partial}{\partial y^j}, \end{aligned} \quad (57)$$

is a Jacobi field that vanishes at $t = 1$. By (56) we have

$$V^j(0) = \dot{q}^j(0).$$

Therefore by (57) the point p is a conjugate point of q along $\gamma_{q, -\eta}([0, \tau_{exit}(q, -\eta)])$, if there exists a curve $\sigma \in H(q, \eta)$ that satisfies

$$\dot{q}(0) = 0 \text{ and } \dot{W}(0) \neq 0.$$

By the definition (51) of the operator D_s and the vector field $W(s)$ this is equivalent to

$$\dot{q}(0) = 0 \text{ and } D_s(a(s)\eta(s)) \Big|_{s=0} \neq 0. \quad (58)$$

Suppose that there exists such a curve $\sigma(s) = (q(s), \eta(s)) \in H(q, \eta)$ for which (58) is valid. Since V is a Jacobi field that vanishes at 1, we have by (57), (58) and

the definition of $\sigma(s)$ that

$$\begin{aligned} 0 = V(1) &= -D \exp_q \Big|_{-t_p \eta} \left(D_s(a(s)\eta(s)) \Big|_{s=0} \right) \\ &= -\dot{a}(0)\xi - D \exp_q \Big|_{-t_p \eta} \left(t_p D_s \eta(s) \Big|_{s=0} \right). \end{aligned}$$

Thus $\dot{a}(0) = 0$ and by (58) it holds that $D_s \eta(s) \Big|_{s=0} \neq 0$, which implies that $(D_s \eta(s) \Big|_{s=0})^T \neq 0$. Therefore, by similar computations as in (55) we have $(D_s \eta(s)^T \Big|_{s=0})^T \neq 0$. We conclude that, if there exists a curve $\sigma \in H(q, \eta)$ such that (58) holds then, p is a conjugate point to q on $\gamma_{q, -\eta}$ and moreover,

$$(D_s \eta(s)^T \Big|_{s=0})^T \neq 0.$$

To summarize, for a given $r \in R_{\partial M}^E(M)$ a vector $(q, \eta) \in K(p)$ is a conjugate direction of p along geodesic $\gamma_{q, -\eta}$ if and only if there exists $\sigma \in H(q, \eta)$ such that (52) is valid. Moreover since $s \mapsto q(s)$ is a curve on the boundary ∂M we can check the validity of (52) for any $\sigma \in H(q, \eta)$ by data (21). Therefore for given $r \in R_{\partial M}^E(M)$ the data (21) determines the set $K_G(p)$.

Next we will prove equation (46) in the case of $p \in M_1$. Let $(q, \eta) \in K(p)$. Suppose that $D\Phi\eta \in K(\Psi(p))$ is not in $K_G(\Psi(p))$. Then there exists a smooth curve $s \mapsto \sigma(s) = (\tilde{q}(s), \tilde{\eta}(s)) \in \partial_- SM_2$ that satisfies the properties (H1)–(H3) and for which (52) is valid.

As it holds that Ψ is a homeomorphism and Φ is a diffeomorphism that preserves the boundary metric (in the sense of (22)) the curve

$$s \mapsto (\phi^{-1}(\tilde{q}(s)), D\Phi^{-1}\tilde{\eta}(s)) := (q(s), \eta(s))$$

satisfies also the conditions (H1)–(H3) and moreover

$$\dot{q}(0) = 0 \text{ and } (D_s \eta(s)^T \Big|_{s=0})^T = D\Phi^{-1}(D_s \tilde{\eta}(s)^T \Big|_{s=0})^T \neq 0.$$

Thus (52) is valid for the curve $(q(s), \eta(s))$, which implies that $(q, \eta) \notin K_G(p)$. Thus (46) is valid in the case of $p \in M_1$.

Suppose then that $p \in \partial M$. It follows from the Lemma 2.4 that the set $K_G(p)$ is not empty and

$$K_G(p) = \left\{ (\gamma_{p, \xi}(\tau_{exit}(p, \xi)), \dot{\gamma}_{p, \xi}(\tau_{exit}(p, \xi))) \in \partial_- SM; \xi \in (V_c \setminus (I \cup S\partial M)) \right\}.$$

Let $(q, \eta) \in K_G(p)$. Let $\xi \in S_p N$ be the unique vector that satisfies $\eta = \dot{\gamma}_{p, \xi}(\tau_{exit}(p, \xi))$. Since $D \exp_p$ is not singular at $\tau_{exit}(p, \xi)\xi$, we can choose an open neighborhood U of $\tau_{exit}(p, \xi)\xi$ such that for every $v \in U$ the differential map $D \exp_p \Big|_v$ is not singular and $\exp_p(U)$ is an open neighborhood of q . Since $q \neq p$ it holds that $\tau_{exit}(p, \xi) > 0$. Therefore we may assume that $U \cap T\partial M = \emptyset$ and $U \subset V_c \setminus I$, since I is closed. Thus,

$$\exp_p(U) \cap \partial M = \{ \gamma_{p, v}(\tau_{exit}(p, v)); v \in h(U) \} \subset \pi(K_G(p)),$$

where $h(v) := \frac{v}{\|v\|_g}$ and also in this case we deduce that $\pi(K_G(p)) \subset \partial M$ is open.

Next we show that $K_G(p)$ is determined by r and data (21), if $r \in R_{\partial M}^E(\partial M)$. Fix $(q, \eta) \in K(p)$. We note that $q \neq p$ and by Lemma (2.2) the vector η is not tangential to the boundary. Let $t_p \in (0, \tau_{exit}(q, -\eta)]$ be such that $\gamma_{q, -\eta}(t_p) = p$. Consider the collection $H'(q, \eta)$ of C^∞ -curves $\sigma : (-\epsilon, \epsilon) \rightarrow \partial_- SM$, $\sigma(s) = (q(s), \eta(s))$ that satisfy the following conditions

(H1') $\sigma(0) = (q, \eta)$, $q(s) \neq p$, for any $s \in (-\epsilon, \epsilon)$

(H2') $r \in \overline{\Sigma}(q(s), \eta(s))$ for all $s \in (-\epsilon, \epsilon)$.

Then by similar proof as in the case of $p \in M$ we can show that $H'(q, \eta) \neq \emptyset$, $H'(q, \eta)$ is determined by r and data (21) and (q, η) is a conjugate direction with respect to p if and only if there exists a curve $\sigma \in H'(q, \eta)$ for which equation (52) is valid.

The equation (46) is also valid in the case of $p \in \partial M_1$ by a similar argument as in the case of $p \in M_1$. \square

Now we are ready to consider the map defined in (39). Choose $(q, \eta) \in K_G(p)$ and let $t_p < 0$ be such that $\exp_q(t_p \eta) = p$. Let $V_q \subset M$ be a neighborhood of p . Assuming that this neighborhood is small enough, there is a neighborhood $U_q \subset T_q N$ of $t_p \eta$ such that the exponential map

$$\exp_q : U_q \rightarrow V_q$$

is a diffeomorphism.

We emphasize that the mapping

$$\Theta_q(z) = \frac{1}{\|\exp_q^{-1}(z)\|_g} \exp_q^{-1}(z) \in S_q N, \quad z \in V_q.$$

depends on the neighborhood U_q of $t_p \eta$.

Lemma 4.3. *Let $p, q \in N$, $p \neq q$. Let $\eta \in S_q N$ and $t > 0$ be such that $\exp_q(t\eta) = p$. Suppose that $D \exp_q$ is not singular at $t\eta$ and denote $D \exp_q|_{t\eta} \eta =: \xi \in S_p N$. Then $\ker(D\Theta_q(p)) = \text{span}(\xi)$.*

Proof. Let $v \in T_p N$. Then

$$D\Theta_q(p)v = \frac{D \exp_q^{-1} v}{t} - \eta \frac{\langle D \exp_q^{-1} v, \eta \rangle_g}{t},$$

and the claim follows. \square

In the next Lemma we will show that for given $r = R_{\partial M}^E(p)$ and $(q, \eta) \in K_G(p)$ the data (21) determine the map Θ_q .

Lemma 4.4. *Let (N, g) and M be as in the Theorem 1.1. If $r \in R_{\partial M}^E(\overline{M})$ is given and $p \in \overline{M}$ is the unique point for which $R_{\partial M}^E(p) = r$, then for any $(q, \eta) \in K_G(p)$ there exists a neighborhood V_q of p and a neighborhood of U_q of $t_p \eta$, where $\exp_q(t_p \eta) = p$, such that $\exp_q^{-1} : V_q \rightarrow U_q$ is well defined. Moreover, the map $\Theta_q : V_q \rightarrow S_q N$ is smooth and well defined.*

The set $R_{\partial M}^E(V_q)$ and the map $\Theta_q \circ (R_{\partial M}^E)^{-1} : R_{\partial M}^E(V_q) \rightarrow S_q N$ are determined from the data (21) for given $r \in R_{\partial M}^E(\overline{M})$ and $(q, \eta) \in K_G(p)$.

More precisely, if (N_i, g_i) and M_i are as in Theorem 1.1 such that (15) and (23) hold. Then for a given $r = R_{\partial M}^E(p) \in R_{\partial M}^E(\overline{M_1})$ and $(q, \eta) \in K_G(p)$ it holds that

$$\Theta_{\phi(q)}(\Psi(z)) = D\Phi(\Theta_q(z)), \quad z \in V_q. \quad (59)$$

Proof. Assume first that $p \in M$. Let $(q, \eta) \in K_G(p)$, then the existence of sets V_q and U_q follows. The map Θ_q is well defined and smooth since $\Theta_q = h \circ \exp_q^{-1}$. Here $h : T_q N \setminus \{0\} \rightarrow S_q N$, $h(v) := \frac{v}{\|v\|_q}$ is smooth and well defined since $q \neq p$.

Next we will show that the set V_q and the map Θ_q are determined from the data (21), if $(q, \eta) \in K_G(p)$ is given. Let $V \subset M$ be a neighborhood of p and $\tilde{U} \subset T_q N$ a neighborhood of $t_p \eta$. Denote $U := h(\tilde{U}) \subset S_q N$. Since $\eta \in U$, we may assume that for all $z \in V$ the set $R_{\partial M}^E(z) \cap U \subset S_q N$ is not empty. We define a set valued mapping $P_q : V \rightarrow 2^{S_q N}$ by formula

$$P_q(z) = R_{\partial M}^E(z) \cap U.$$

Then P_q is well defined and for given r and $(q, \eta) \in K_G(p)$ we can recover P_q from (21). We claim that, if V and U are small enough, then

$$\text{for all } z \in V \text{ the set } R_{\partial M}^E(z) \cap U \subset S_q N \text{ has a cardinality of 1.} \quad (60)$$

Therefore, P_q , coincides with Θ_q in V . We will show that if (60) is not valid, then we end up in a contradiction with the assumption $(q, \eta) \in K_G(p)$. We will divide the proof into two parts.

Assume first that there exists a sequence $(\eta_j)_{j=1}^\infty \subset R_{\partial M}^E(p) \cap S_q N$ that converges to η and $\eta_j \neq \eta$ for any $j \in \mathbb{N}$. Choose $t_j < 0$ such that $\exp_q(t_j \eta_j) = p$. Due to (13) we may assume that t_j converges to some t . Therefore, by the continuity of the exponential map, we have

$$p = \lim_{j \rightarrow \infty} \exp_q(t_j \eta_j) = \exp_q(t\eta).$$

Since $(q, \eta) \in K(p)$ it must hold that $t = t_p$. As $p = \exp_q(t_j \eta_j)$ for every $j \in \mathbb{N}$ and $t_j \eta_j \rightarrow t\eta$ in $T_q N$, we end up with a contradiction to the assumption $(q, \eta) \in K_G(p)$.

Suppose next that there exist sequences $(z_j)_{j=1}^\infty \subset \overline{M}$ and $\xi_j^1, \xi_j^2 \in R_{\partial M}^E(z_j) \cap S_q N$, $\xi_j^1 \neq \xi_j^2$ for every $j \in \mathbb{N}$ such that for $i \in \{1, 2\}$ holds

$$z_j \rightarrow p, \text{ and } \xi_j^i \rightarrow \eta \text{ as } j \rightarrow \infty.$$

Choose $t_j^1 \in (-\tau_{exit}(q, -\xi_j^1), 0)$, $t_j^2 \in (-\tau_{exit}(q, -\xi_j^2), 0)$, $j \in \mathbb{N}$ such that for $i \in \{1, 2\}$, holds $\exp_q(t_j^i \xi_j^i) = z_j$. Again by (13) we may assume that t_j^i converges to $t^i \in (-\tau_{exit}(q, -\xi), 0)$ as $j \rightarrow \infty$ for $i \in \{1, 2\}$, respectively. Therefore, we have

$$p = \lim_{j \rightarrow \infty} z_j = \lim_{j \rightarrow \infty} \exp_q(t_j^i \xi_j^i) = \exp_q(t^i \eta).$$

Since $(q, \eta) \in K(p)$ it must hold that $t^i = t_p$ for both $i \in \{1, 2\}$. Therefore, $t_j^i \xi_j^i \rightarrow t_p \eta$ in $T_q N$ as $j \rightarrow \infty$ for both $i \in \{1, 2\}$. Since we assumed that $\xi_j^1 \neq \xi_j^2$ for any $j \in \mathbb{N}$, we have shown that mapping \exp_q is not one-to-one near $t_p \eta$. Hence we end up again in a contradiction with the assumption $(q, \eta) \in K_G(p)$.

Thus we have proven the existence of such sets V and U for which (60) is valid. Using data (21) we can verify for a given r and the neighborhoods U of η and

$R_{\partial M}^E(V)$ of r whether the property (60) is valid. We will denote by $U_1 \subset S_q N$ a neighborhood of η and V_q a neighborhood of p that satisfy (60).

The next step is to prove that for any $r = R_{\partial M_1}^E(p) \in R_{\partial M_1}^E(M_1)$ and $(q, \eta) \in K_G(p)$ the equation (59) is valid. Choose neighborhoods $U_1 \subset S_q N$ of η and $V_q \subset M_1$ of p for which (60) is valid. By (46) it holds that $(\phi(q), D\Phi\eta) \in K_G(\Psi(p))$. Since Ψ is a homeomorphism $\Psi(V_q)$ is a neighborhood of $\Psi(p)$ and due to (22) $D\Phi(U_1) \subset S_{\phi(q)} N_2$ is a neighborhood of $D\Phi\eta$. Therefore (60) is valid for $\Psi(V_q)$ and $D\Phi(U_1)$. Let $z \in V_q$ and $\{\xi\} = R_{\partial M}^E(z) \cap U_1$. Then $\{D\Phi\xi\} = R_{\partial M}^E(\Psi(z)) \cap D\Phi(U_1)$ and the equation (59) follows.

Finally we assume that $p \in \partial M$. We notice that by Lemma (2.2) it holds $K_G(p) \cap T\partial M = \emptyset$ and by the definition of $K_G(p)$ we have $p \notin \pi(K_G(p))$. Therefore, we can choose for every $(q, \eta) \in K_G(p)$ such a neighborhood $V_q \subset \overline{M}$ of p that $q \notin V_q$. The rest of the proof is similar to the case $p \in M$. \square

4.2. Interior coordinates. For this subsection we assume that $p \in M$. Let $(\tilde{q}, \tilde{\eta}) \in K_G(p)$ be such that a similar map $\Theta_{\tilde{q}} : V_{\tilde{q}} \rightarrow S_{\tilde{q}} N$ exists for some neighborhood $V_{\tilde{q}}$ of p . Let $v \in T_{\tilde{q}} N$ and define a smooth map

$$\Theta_{q, \tilde{q}, v}(z) = (\Theta_q(z), \langle v, \Theta_{\tilde{q}}(z) \rangle_g) \in S_q N \times \mathbb{R}, \quad z \in V_q \cap V_{\tilde{q}}.$$

See Figure (4).

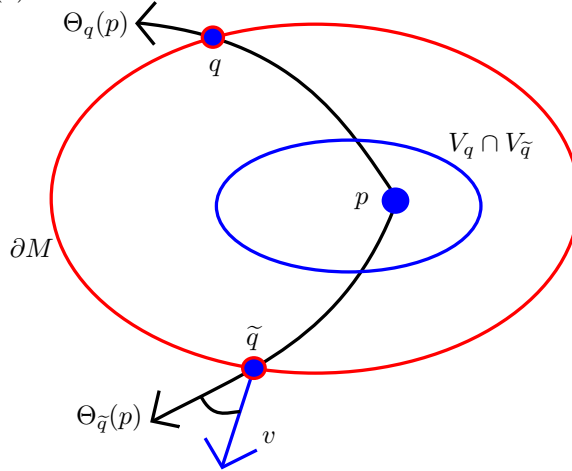


FIGURE 4. Here is a schematic picture about the map $\Theta_{q, \tilde{q}, v}$ evaluated at point $p \in M$, where the point $p \in M$ is the blue dot and $V_q \cap V_{\tilde{q}}$ is the blue ellipse. The higher red&blue dot is q and the lower is \tilde{q} . The blue vector is the given direction $v \in T_{\tilde{q}} N$.

In the next Lemma we will show that this map is a smooth coordinate map near p . By Inverse function theorem it holds that a smooth map $f : N \rightarrow \mathbb{R}^n$ is a coordinate map near $p \in N$ if and only if $\det Df(p) \neq 0$. Here $Df(p)$ is the Jacobian matrix of f at p .

Lemma 4.5. *Let (N, g) and M be as in the Theorem 1.1. If $r \in R_{\partial M}^E(M)$ is given and $p \in M$ is the unique point for which $R_{\partial M}^E(p) = r$, then there exist $(q, \eta), (\tilde{q}, \tilde{\eta}) \in K_G(p)$ and $v \in T_{\tilde{q}}N$ such that $\Theta_{q, \tilde{q}, v}$ is a smooth coordinate mapping from a neighborhood $V_{q, \tilde{q}, v}$ of p .*

Moreover, for given $r = R_{\partial M}^E(p) \in R_{\partial M}^E(M)$ and $(q, \eta), (\tilde{q}, \tilde{\eta}) \in K_G(p)$ the data (21) determines $v \in T_{\tilde{q}}N$, a neighborhood $R_{\partial M}^E(V_{q, \tilde{q}, v})$ of r and the map $\Theta_{q, \tilde{q}, v} \circ (R_{\partial M}^E)^{-1} : R_{\partial M}^E(V_{q, \tilde{q}, v}) \rightarrow (S_q N \times (\mathbb{R} \setminus \{0\}))$ such that $\Theta_{q, \tilde{q}, v}$ a smooth coordinate map from a neighborhood $V_{q, \tilde{q}, v}$ of p onto some open set $U \subset (S_q N \times (\mathbb{R} \setminus \{0\}))$.

More precisely, let (N_i, g_i) and M_i be as in Theorem 1.1 such that (15) and (23) hold. Then for any $p \in M_1$ and $(q, \eta), (\tilde{q}, \tilde{\eta}) \in K_G(p)$ and $v \in T_{\tilde{q}}N$ the following holds: Let $\xi \in S_q N$ be outward pointing and $s \in \mathbb{R}$. Then

$$\Theta_{\phi(q), \phi(\tilde{q}), D\Phi v}(\Psi(z)) = (D\Phi\xi, s) \text{ if and only if } \Theta_{q, \tilde{q}, v}(z) = (\xi, s) \quad (61)$$

and

$$\det D\Theta_{q, \tilde{q}, v}(p) \neq 0 \text{ if and only if } \det D\Theta_{\phi(q), \phi(\tilde{q}), D\Phi v}(\Psi(p)) \neq 0. \quad (62)$$

Proof. Choose $(q, \eta) \in K_G(p)$. By Lemma 4.2 the set $\pi(K_G(p))$ is open and, there exists $(\tilde{q}, \tilde{\eta}) \in K_G(p)$, such that

$$\tilde{q} \notin \gamma_{q, -\eta}([0, \tau_{exit}(q, -\eta)]). \quad (63)$$

By Lemma 4.4 there exists a neighborhood $V_q \cap V_{\tilde{q}}$ of p such that the mapping $\Theta_{q, \tilde{q}, v}$ is well defined and smooth for any $v \in T_{\tilde{q}}N$.

Next we show that there exists such a vector $v \in T_{\tilde{q}}N$ that the Jacobian $D\Theta_{q, \tilde{q}, v}$ is invertible at p . By the choice of (q, η) and $(\tilde{q}, \tilde{\eta})$ there exist $t, \tilde{t} > 0$ and $\xi, \tilde{\xi} \in S_p N$ such that ξ and $\tilde{\xi}$ are not parallel and $(\gamma_{p, \xi}(t), \dot{\gamma}_{p, \xi}(t)) = (q, \eta)$ and $(\gamma_{p, \tilde{\xi}}(\tilde{t}), \dot{\gamma}_{p, \tilde{\xi}}(\tilde{t})) = (\tilde{q}, \tilde{\eta})$. Choose linearly independent vectors $w_1, \dots, w_{n-1} \in S_q N$ that are all perpendicular to η . Then vectors

$$\xi_i := D \exp_q |_{-t\eta} w_i \in T_p N, \quad i \in \{1, \dots, n-1\}$$

are linearly independent and perpendicular to ξ . Therefore, the vectors $\xi_1, \dots, \xi_{n-1}, \xi$ span $T_p N$. Let $v \in T_{\tilde{q}}N$ be such that $\langle v, \Theta_{\tilde{q}}(p) \rangle_g \neq 0$ and $\langle v, D\Theta_{\tilde{q}}(p)\xi \rangle_g \neq 0$. Notice that by Lemma 4.3 such a v exists. Choose coordinates (x^1, \dots, x^n) at p such that

$$\frac{\partial}{\partial x^i}(p) = \xi_i; \quad i \in \{1, \dots, n-1\} \text{ and } \frac{\partial}{\partial x^n}(p) = \xi.$$

In these coordinates the Jacobian matrix of $\Theta_{q, \tilde{q}, v}$ at p is

$$D\Theta_{q, \tilde{q}, v}(p) = \begin{pmatrix} V & \bar{0} \\ \bar{a} & c \end{pmatrix}, \quad (64)$$

where V is the Jacobian matrix of Θ_q at p with respect to $(n-1)$ first coordinates, $\bar{a}, \bar{0} \in \mathbb{R}^{n-1}$ and $c = \frac{\partial}{\partial x^n} \langle v, \Theta_{\tilde{q}}(x) \rangle_g |_{x=p}$. Then by the choice of basis $\xi_1, \dots, \xi_{n-1}, \xi$ and Lemma 4.3 it holds that V is invertible. Moreover

$$c = \frac{\partial}{\partial x^n} \langle v, \Theta_{\tilde{q}}(x) \rangle_g \Big|_{x=p} = \frac{d}{dt} \langle v, \Theta_{\tilde{q}}(\gamma_{p, \xi}(t)) \rangle_g \Big|_{t=0} = \langle v, D\Theta_{\tilde{q}}(p)\xi \rangle_g \neq 0, \quad (65)$$

and we conclude that

$$\det D\Theta_{q, \tilde{q}, v}(p) = (\pm 1)c \det V \neq 0.$$

This shows that there exist $(q, \eta), (\tilde{q}, \tilde{\eta}) \in K_G(p)$ and $v \in T_{\tilde{q}}N$ such that the corresponding map $\Theta_{q, \tilde{q}, v}$ is a coordinate map in some neighborhood of p . Since the invertibility of the Jacobian $D\Theta_{q, \tilde{q}, v}(p)$ is invariant to the choice coordinates, we conclude that the map $\Theta_{q, \tilde{q}, v}$ is a smooth coordinate map at p .

Now we will check that for a given $r = R_{\partial M}^E(p)$ and $(q, \eta), (\tilde{q}, \tilde{\eta}) \in K_G(p)$ the data (21) determines $v \in T_{\tilde{q}}N$, a neighborhood $R_{\partial M}^E(V_{q, \tilde{q}, v})$ of r and the map $\Theta_{q, \tilde{q}, v} \circ (R_{\partial M}^E)^{-1} : R_{\partial M}^E(V_{q, \tilde{q}, v}) \rightarrow (S_q N \times \mathbb{R})$. By Lemma 4.2, the data (21) determines the set $K_G(p)$ and it is not empty. Choose any $(q, \eta) \in K_G(p)$. By equation (25) we can choose $(\tilde{q}, \tilde{\eta}) \in K_G(p)$ such that (63) is valid. By Lemmas 2.8 and 4.4 we can construct the neighborhoods $V_q, V_{\tilde{q}}$ of p and the map $\Theta_{q, \tilde{q}, v} : V_{q, \tilde{q}} \rightarrow S_q N \times \mathbb{R}$, where $V_{q, \tilde{q}} := V_q \cap V_{\tilde{q}}$, for any $v \in T_{\tilde{q}}N$. Suppose now on that the points (q, η) and $(\tilde{q}, \tilde{\eta})$ are given. By (64) and (65) we notice that a sufficient and necessary condition for the map $\Theta_{q, \tilde{q}, v}$ to be a smooth coordinate map at p is that vector v is contained in $A_{\tilde{q}} := T_{\tilde{q}}N \setminus ((D\Theta_{\tilde{q}}(p)\xi)^\perp \cup \Theta_{\tilde{q}}(p)^\perp)$ that is open and dense.

Lastly we will introduce a method to test, if $v \in T_{\tilde{q}}N$ is admissible, that is, $\det D\Theta_{q, \tilde{q}, v}(p) \neq 0$. By the Propostion 3.5 the map $R_{\partial M}^E : \overline{M} \rightarrow R_{\partial M}^E(\overline{M})$ is a homeomorphism. Thus we can determine the set

$$B_{\tilde{q}} = \{w \in T_{\tilde{q}}N; \text{the map } \Theta_{q, \tilde{q}, w} \circ (R_{\partial M}^E)^{-1} \text{ is a homeomorphism from a neighborhood of } R_{\partial M}^E(p) \text{ onto some open set } V \subset \mathbb{R}^n\}.$$

For all $w, w' \in B_{\tilde{q}}$ we define a homeomorphism

$$H_{w, w'} : U_{w, w'} \rightarrow V_{w, w'}, \quad H_{w, w'} := \Theta_{q, \tilde{q}, w} \circ \Theta_{q, \tilde{q}, w'}^{-1},$$

where $U_{w, w'}, V_{w, w'} \subset \mathbb{R}^n$ are open. Let

$$C_{\tilde{q}}^2 := \{(w, w') \in B_{\tilde{q}} \times B_{\tilde{q}}; H_{w, w'} \text{ is smooth and } \det(DH_{w, w'}(\Theta_{q, \tilde{q}, w}(p))) \neq 0\}.$$

Thus $A_{\tilde{q}} \times A_{\tilde{q}} \subset C_{\tilde{q}}^2$ and the data (21), with $R_{\partial M}^E(p), (q, \eta)$ and $(\tilde{q}, \tilde{\eta})$ determine $C_{\tilde{q}}^2$. Let $(w, w') \in C_{\tilde{q}}^2$. Then by the Inverse function theorem also (w', w) is included in $C_{\tilde{q}}^2$. Thus

$$((T_{\tilde{q}}N \setminus A_{\tilde{q}}) \times A_{\tilde{q}}) \cap C_{\tilde{q}}^2 = \emptyset. \quad (66)$$

Write $C_{\tilde{q}}$ for the projection of $C_{\tilde{q}}^2$ into $T_{\tilde{q}}N$ with respect to first component.

Choose $v \in C_{\tilde{q}}$. We claim that v is admissible if and only if there exists an open and dense set $A \subset T_{\tilde{q}}N$ such that

$$\{v\} \times A \subset C_{\tilde{q}}^2. \quad (67)$$

If v is admissible, then for every $w \in A_{\tilde{q}}$ holds $(v, w) \in C_{\tilde{q}}^2$. Therefore, $\{v\} \times A_{\tilde{q}} \subset C_{\tilde{q}}^2$ and (67) follows. Suppose then that (67) is valid for some open and dense set A . Then $A \cap A_{\tilde{q}}$ is also open, dense and $\{v\} \times (A \cap A_{\tilde{q}}) \subset C_{\tilde{q}}^2$. Suppose that $v \in T_{\tilde{q}}N \setminus A_{\tilde{q}}$. Then it follows that

$$(\{v\} \times (A \cap A_{\tilde{q}})) \cap C_{\tilde{q}}^2 \neq \emptyset.$$

But this contradicts (66) and it must hold that $v \in A_{\tilde{q}}$, which means that v is admissible.

If $v, w \in T_{\tilde{q}}N$, $v \neq w$ are chosen and they both are admissible, then the map $H_{v,w} : U_{v,w} \rightarrow V_{v,w}$ is determined by r , (q, η) , $(\tilde{q}, \tilde{\eta}) \in K_G(p)$ and data (21). Let $U'_{v,w} \subset U_{v,w}$ be an open neighborhood of $\Theta_{q,\tilde{q},w}(p)$ such that $\det DH_{v,w}(z) \neq 0$ for every $z \in U'_{v,w}$. We conclude that a neighborhood $V_{q,\tilde{q},v} \subset V_{q,\tilde{q}}$ of p such that the map $\Theta_{q,\tilde{q},v} : V_{q,\tilde{q},v} \rightarrow S_qN \times \mathbb{R}$ is a smooth coordinate map, can be defined for instance by formula

$$V_{q,\tilde{q},v} := \Theta_{q,\tilde{q},v}^{-1}(U'_{v,w}).$$

Finally we will prove the equations (61) and (62). Let $p \in M_1$. By (28) and (46) we have that $(q, \eta), (\tilde{q}, \tilde{\eta}) \in K_G(p)$ and (63) holds if and only if the same is true for $(\phi(q), D\Phi\eta), (\phi(\tilde{q}), D\Phi\tilde{\eta})$. If $(q, \eta), (\tilde{q}, \tilde{\eta}) \in K_G(p)$ and (63) holds then by (22) and (59) the equation (61) follows.

Lastly we notice that $B_{\phi(\tilde{q})} = D\Phi(B_{\tilde{q}})$. Therefore, we conclude that for given $(q, \eta), (\tilde{q}, \tilde{\eta}) \in K_G(p)$ for which (63) is valid the equation (65) holds for $v \in T_{\tilde{q}}N_1$ if and only if the same holds for $D\Phi v \in T_{\phi(\tilde{q})}N_2$. Therefore, the equation (62) follows from (61). \square

4.3. Boundary coordinates. Next we construct the coordinates near ∂M . Let $p \in \partial M$. Let I be the set of self-intersection directions of p (see (40)). By Lemma 4.1 the set $S_pN \setminus I$ is open and dense in S_pN . As $p \in \partial M$ the data (21) determines the set I , since it holds that

$$I = \{(p, \xi) \in \partial_- S_pM : \text{there exists } \eta \in \partial_- \tilde{S}_pM, \eta \neq \xi \text{ such that } \bar{\Sigma}(p, \xi) = \bar{\Sigma}(p, \eta)\}.$$

Note that the usual boundary normal coordinates might not work well with our data, since it might happen that p is a self-intersecting point of the boundary normal geodesic $\gamma_{p,\nu}$. In this case it is difficult to reconstruct the map $U \ni w \mapsto z(w) \in \partial M$, from the data (21). Here U is the domain of boundary normal coordinates and $z(w)$ is the closest boundary point. To remedy this issue, we will prove in the next lemma that any non-vanishing, non-tangential, inward pointing vectorfield on ∂M determines a similar coordinate system as the boundary normal coordinates.

Lemma 4.6. *Let (\bar{M}, g) be a smooth compact manifold with strictly convex boundary and let W be a non-vanishing, non-tangential and inward pointing smooth vector field on ∂M . Let $p \in \partial M$. Then there exists $T > 0$ such that the map*

$$E_W : \partial M \times [0, T) \rightarrow \bar{M}, E_W(z, t) = \exp_z(tW(z)) \quad (68)$$

is well defined and moreover, there exists $T_p \in (0, T)$ and $\epsilon > 0$ such that the restriction

$$E_W : [0, T_p) \times B_{\partial M}(p, \epsilon) \rightarrow \bar{M}$$

is a diffeomorphism. Here

$$B_{\partial M}(p, \epsilon) := \{z \in \partial M : d_{\partial M}(p, z) < \epsilon\}$$

and $d_{\partial M}(p, z)$ is the distance from p to z along the boundary.

Proof. Since $W(z) \in (\partial_+ SM)^{int}$ for every $z \in \partial M$ and ∂M is compact, the Lemma 2.5 guarantees that there exists $T > 0$ such that for every $t \in [0, T]$ and $z \in \partial M$ it holds that $E_W(t, p) \in \overline{M}$.

Let $(z^j)_{j=1}^{n-1}$ be local coordinates at p on the boundary. Since the map E_W is smooth it suffices to show that the Jacobian matrix DE_W is invertible at $(p, 0)$. By straightforward computation we have

$$\frac{\partial}{\partial t} E_W(p, t) \Big|_{t=0} = W(p) \text{ and } \frac{\partial}{\partial z^j} E_W(z, 0) \Big|_{z=p} = \frac{\partial}{\partial z^j}, \quad j \in \{1, \dots, n-1\}. \quad (69)$$

Since $W(p)$ is not tangential to the boundary, it holds by (69) that DE_W at $(p, 0)$ is invertible. \square

Choose a non-vanishing, non-tangential inward pointing smooth vector field W on ∂M such that $W(p) \notin I = I_p$. By Lemma 4.6 there exists such a neighborhood V of p such that the map $E_W^{-1} : V \rightarrow \partial M \times [0, T_p)$ is a smooth coordinate map. Let $w \in V$. We denote

$$\Pi_W(w) := z \in \partial M \text{ if and only if } E_W(z, t) = w \text{ for some unique } t \in [0, T_p).$$

See Figure (5). We note that the map Π_W is smooth.

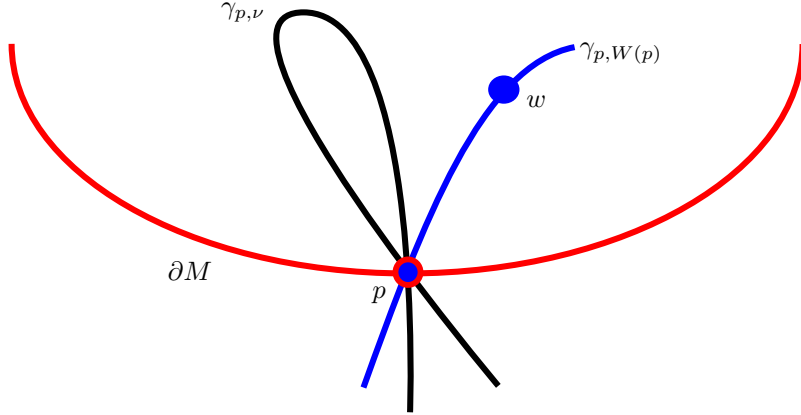


FIGURE 5. Here is a schematic picture about the situation where the boundary normal geodesic $\gamma_{p, \nu}$ (the black curve) is self-intersecting at $p \in \partial M$ (red&blue dot). Here the blue curve is the geodesic $\gamma_{p, W(p)}$, where $W(p) \notin I_p$. For the point $w \in M$ (blue dot) the point p satisfies $p = \Pi_W(w)$.

In the next Lemma we show that the data (21) determines a continuous map Π_W^E that coincides with Π_W near p . Later we will use the map Π_W^E to construct $(n-1)$ -coordinates for points near p .

Lemma 4.7. *Let (N, g) and M be as in the Theorem 1.1. For given $r \in R_{\partial M}^E(\partial M)$ where $p \in \partial M$ is the unique point for which $R_{\partial M}^E(p) = r$ and let W be a non-vanishing, non-tangential inward pointing smooth vector field such that $W(p) \notin I$,*

the data (21) with r and W , determine such a $(q, \eta) \in K_G(p)$ and a neighborhood $V_{q,W} \subset \overline{M}$ of p , $q \notin V_{q,W}$ for which the map $\Theta_q : V_{q,W} \rightarrow S_q N$ is well defined. Moreover,

$$\hat{\gamma}_{q, -\Theta_q(p)}(\tau_{exit}(q, -\Theta_q(p))) \nparallel W(p) \quad (70)$$

and

$$\text{a map } \Pi_{q,W}^E : V_{q,W} \rightarrow \partial M \cap V_{q,W}, \text{ is determined by (21).} \quad (71)$$

Here $\Pi_{q,W}^E$ is a continuous map which coincides with Π_W near p .

More precisely, let (N_i, g_i) and M_i be as in Theorem 1.1 and suppose that (15) and (23) hold. Let W be a smooth non-vanishing, non-tangential, inward pointing vector field on ∂M_1 such that $W(p) \notin I$. If

- (i) $r = R_{\partial M_1}^E(p) \in R_{\partial M_1}^E(\partial M_1)$
- (ii) $(q, \eta) \in K_G(p)$
- (iii) $V_{q,W}$ is neighborhood of p such that $q \notin V_{q,W}$ and for every $z \in V_{q,W}$ the property (59) holds.

are given. Then

$$\begin{aligned} & \hat{\gamma}_{q, -\Theta_q(p)}(\tau_{exit}(q, -\Theta_q(p))) \nparallel W(p) \\ \text{if and only if} & \quad (72) \\ & \hat{\gamma}_{\phi(q), -\Theta_{\phi(q)}(\phi(p))}(\tau_{exit}(\phi(q), -\Theta_{\phi(q)}(\phi(p)))) \nparallel D\Phi W(\phi(p)), \end{aligned}$$

and

$$\phi(\Pi_{q,W}^E(z)) = \Pi_{\phi(q), D\Phi W}^E(\Psi(z)), \text{ for all } z \in V_{q,W}. \quad (73)$$

Proof. We start by showing how property (70) can be verified. Let $R_{\partial M}^E(U) \subset R_{\partial M}^E(\overline{M})$ be a neighborhood of $r = R_{\partial M}^E(p)$. For every $r' \in (R_{\partial M}^E(U) \cap R_{\partial M}^E(\partial M))$, $r' \neq r$ we define the number $N(r')$ to be the cardinality of the set

$$A(r, r') := \{\xi \in (S_z N) \cap r; \overline{\Sigma}(z, \xi) \subset R_{\partial M}^E(U), (z, \xi) \in K_G(p)\},$$

here $z = (R_{\partial M}^E)^{-1}(r')$. By Lemma 2.4 there exists a neighborhood $R_{\partial M}^E(U') \subset R_{\partial M}^E(U)$ of r such that $N(r') = 1$ for every $r' \in (R_{\partial M}^E(U') \cap R_{\partial M}^E(\partial M))$, $r' \neq r$. Since the sets $A(r, r')$ are determined by r and (21) we can find the set $R_{\partial M}^E(U')$. We denote by $U' \subset U$ the unique neighborhoods of p that are related to $R_{\partial M}^E(U')$ and $R_{\partial M}^E(U)$. We write $z = (R_{\partial M}^E)^{-1}(r') \in U'$, for given $r' \in R_{\partial M}^E(U')$. Therefore, by Lemma 4.4 for the vector $\xi \in A(r, r')$, there exists a neighborhood $V_z \subset U'$ of p such that $z \notin V_z$ and the map $\Theta_z : V_z \rightarrow S_z N$ is smooth and well defined. Moreover there exists a unique $(p, v_z) \in S_p N$ so that

$$\gamma_{p, v_z}(\tau_{exit}(p, v_z)) = z \text{ and } \hat{\gamma}_{p, v_z}(\tau_{exit}(p, v_z)) = \Theta_z(p) \in A(r, r')$$

and

$$\overline{\Sigma}(z, \Theta_z(p)) = \overline{\Sigma}(p, v_z).$$

Then $v_z = \hat{\gamma}_{z, -\Theta_z(p)}(\tau_{exit}(z, -\Theta_z(p)))$ and thus the data (21) determines, if v_z and $W(p)$ are parallel. It follows from Lemma 4.6 that there exists $q \in U'$ such that v_q is not parallel to $W(p)$. Therefore we can use data (21) to determine a point q that satisfies the property (70). Let $(q, \eta) \in A(r, R_{\partial M}^E(q))$. Write $V_q \subset U'$ for a neighborhood of p , $q \notin V_q$ such that the map $\Theta_q : V_q \rightarrow S_q N$ is well defined.

Next we will construct the map Π_W^E , see (71). Since $\gamma_{p,-W}$ is not self-intersecting at p there exists $T > 0$ such that for any $t \in [0, T]$ the point $\gamma_{p,-W}(t)$ is not a self-intersecting point on geodesic $\gamma_{p,-W}$. We will prove that there exists $0 < T' \leq T$ and $\epsilon > 0$ such that for any $t \in [0, T']$ and $z \in B_{\partial M}(p, \epsilon)$ the point $\gamma_{z,-W}(t)$ is not a self-intersecting point of the geodesic $\gamma_{z,-W}$.

If that is not true, then there exists a sequence $(p_j)_{j=1}^\infty \subset \partial M$ that converges to p as $j \rightarrow \infty$ and moreover, there exist sequences $(t_j)_{j=1}^\infty, (T_j)_{j=1}^\infty \subset \mathbb{R}$ such that for every $j \in \mathbb{N}$, we have $T_j > t_j \geq 0$, $T_j \leq \tau_{exit}(p_j, -W)$,

$$\gamma_{p_j,-W}(t_j) = \gamma_{p_j,-W}(T_j) \text{ and } t_j \rightarrow 0 \text{ as } j \rightarrow \infty.$$

By Lemma 2.5 we may assume that $T_j \rightarrow T_0 \in \mathbb{R}_+$ as $j \rightarrow \infty$. Then

$$p = \lim_{j \rightarrow \infty} \gamma_{p_j,-W}(t_j) = \lim_{j \rightarrow \infty} \gamma_{p_j,-W}(T_j) = \gamma_{p,-W}(T_0).$$

Notice that $T_0 > 0$ since otherwise geodesic loops $\gamma_{p_j,-W}([t_j, T_j])$ would be short and this would contradict Lemma 2.4. Therefore due to Corollary 2.3 it must hold that $T_0 = \tau_{exit}(p, -W)$. But this contradicts the assumption that p is not a self-intersecting point of $\gamma_{p,-W}$.

Consider the set

$$O(p, T^{(1)}, \epsilon^{(1)}) := \{\exp_z(sW(z)) \in \overline{M}; z \in B_{\partial M}(p, \epsilon^{(1)}), s \in (0, T^{(1)})\} \subset V_q,$$

where $T^{(1)} > 0$ and $\epsilon^{(1)} > 0$ are so small that for any $t \in [0, T^{(1)}]$ and $z \in B_{\partial M}(p, \epsilon^{(1)})$ the point $\gamma_{z,-W}(t)$ is not a self-intersecting point on the geodesic $\gamma_{z,-W}$. For every $w \in \partial M \cap O(p, T^{(1)}, \epsilon^{(1)})$ we denote the component of $\overline{\Sigma}(w, W) \cap R_{\partial M}^E(O(p, T^{(1)}, \epsilon^{(1)}))$ that contains $R_{\partial M}^E(w)$ by $C(w, T^{(1)}, \epsilon^{(1)})$. Moreover, due to the choice of $T^{(1)}$ and $\epsilon^{(1)}$ it holds that $R_{\partial M}^E(\gamma_{w,W}([0, T^{(1)}])) = C(w, T^{(1)}, \epsilon^{(1)})$, for every $w \in \partial M \cap O(p, T^{(1)}, \epsilon^{(1)})$.

By Lemma 4.6 there exists $T^{(2)} \in (0, T^{(1)})$ and $\epsilon^{(2)} \in (0, \epsilon^{(1)})$ such that, the set $O(p, T^{(2)}, \epsilon^{(2)})$ is open and for all $w, z \in (\partial M \cap O(p, T^{(2)}, \epsilon^{(2)}))$, $w \neq z$ it holds that

$$\gamma_{w,W}([0, T^{(2)}]) \cap \gamma_{z,W}([0, T^{(2)}]) = \emptyset.$$

Therefore

$$C(w, T^{(2)}, \epsilon^{(2)}) \cap C(z, T^{(2)}, \epsilon^{(2)}) = \emptyset.$$

Finally we notice that

$$R_{\partial M}^E(O(p, T^{(2)}, \epsilon^{(2)})) = \bigcup_{w \in (\partial M \cap O(p, T^{(2)}, \epsilon^{(2)}))} C(w, T^{(2)}, \epsilon^{(2)}).$$

Then for a point $z \in O(p, T^{(2)}, \epsilon^{(2)})$ there exists a unique $w \in (\partial M \cap O(p, T^{(2)}, \epsilon^{(2)}))$ such that $R_{\partial M}^E(z) \in C(w, T^{(2)}, \epsilon^{(2)})$.

Next we will show how we can determine a set $V_{q,W} \subset V_q$ that is similar to $O(p, T^{(2)}, \epsilon^{(2)})$ just using the data (21). Let $\epsilon > 0$ be so small that $B_{\partial M}(p, \epsilon) \subset V_q$. For every $w \in B_{\partial M}(p, \epsilon)$ we write $C(w)$ for the maximal connected subset of $\overline{\Sigma}(w, W)$ that contains $R_{\partial M}^E(w)$ and satisfies

- (P1) The sets $C(w)$ are homeomorphic to $[0, 1]$.
- (P2) For all $w, z \in B_{\partial M}(p, \epsilon)$, $w \neq z$ the sets $C(w)$ and $C(z)$ do not intersect.

(P3) The set $\tilde{V} := \bigcup_{w \in B_{\partial M}(p, \epsilon)} C(w) \subset R_{\partial M}^E(\overline{M})$ is open and contained in $R_{\partial M}^E(V_q)$.

We emphasize that properties (P1)–(P3) hold by Lemma 4.6, if $\epsilon > 0$ is small enough. Moreover since the map $R_{\partial M}^E$ is a homeomorphism, for any given value of ϵ we can verify, by using data (21), if conditions (P1)–(P3) are valid. Thus, let us choose $\epsilon > 0$ so that (P1)–(P3) are valid and define $V_{q,W} := (R_{\partial M}^E)^{-1}(\tilde{V})$.

Finally we are ready to define the map $\Pi_{q,W}^E$ by the equation

$$\Pi_{q,W}^E : V_{q,W} \rightarrow \partial M, \Pi_{q,W}^E(z) := \{w \in (\partial M \cap V_{q,W}); R_{\partial M}^E(z) \in C(w)\}. \quad (74)$$

By the continuity of the map E_W (as in Lemma 4.6) and the properties (P1)–(P3) it holds that the map $\Pi_{q,W}^E$ is continuous on $V_{q,W}$. Moreover due to Lemma 4.6 the map $\Pi_{q,W}^E$ coincides with Π_W near the point p .

Let $p \in \partial M_1$ and let vector field $W \in (\partial_+ SM)^{int}$ be such that $W(p) \notin I$. Choose $(q, \eta) \in K_G(p)$ and $V_{q,W}$, a neighborhood of p such that $q \notin V_{q,W}$ for which (59) holds. Finally we will verify that properties (72)–(73) are valid for p if and only if they are valid for $\Psi(V_{q,W}) \subset \overline{M}_2$.

The property (72) follows from (22) and (28).

By the definition (37) of the mapping Ψ the properties (P1)–(P3) are valid in $V_{q,W}$ if and only if the same holds for $\Psi(V_{q,W})$. Therefore (73) follows from (74). \square

Given $p \in \partial M$ and a non-vanishing, non-tangential inward pointing smooth vector field W on ∂M such that $W(p) \notin I$, we choose $(q, \eta) \in K_G(p)$ and a neighborhood $V_{q,W}$ of p such that $q \notin V_{q,W}$ as in Lemma 4.7. Let $v \in T_q N$ and define

$$Q_{q,v} : V_{q,W} \rightarrow \mathbb{R}, Q_{q,v}(x) := \langle v, \Theta_q(x) \rangle_g. \quad (75)$$

Now we are ready to construct a boundary coordinate system near $p \in \partial M$.

Lemma 4.8. *Let (N, g) and M be as in the Theorem 1.1. Let $r \in R_{\partial M}^E(\partial M)$ and let $p \in \partial M$ to be the unique point for which $R_{\partial M}^E(p) = r$. Let W be a non-vanishing, non-tangential inward pointing smooth vector field on ∂M such that $W(p) \notin I$, we choose $(q, \eta) \in K_G(p)$ and a neighborhood $V_{q,W}$ of p such that $q \notin V_q$ as in Lemma 4.7. Then there exists $v \in T_q N$ and a neighborhood $V_{q,v,W}$ of p such that $(\tilde{Q}_{q,v}, \Pi_{q,W}^E) : V_{q,v,W} \rightarrow (\mathbb{R} \times \partial M)$ defines a smooth boundary coordinate system near p . Here*

$$\tilde{Q}_{q,v}(x) := \pm(Q_{q,v}(\Pi_{q,W}^E(x)) - Q_{q,v}(x)),$$

where the sign is chosen such that $\tilde{Q}_{q,v} \geq 0$. See Figure (6).

Moreover, for given $r = R_{\partial M}^E(p) \in R_{\partial M}^E(M)$, W such that $W(p) \notin I$ and $(q, \eta) \in K_G(p)$ the data (21) determines $v \in T_q N$ and a neighborhood $R_{\partial M}^E(V_{q,v,W})$ of r and the map $(\tilde{Q}_{q,v}, \Pi_{q,W}^E) \circ (R_{\partial M}^E)^{-1} : R_{\partial M}^E(V_{q,v,W}) \rightarrow (\mathbb{R} \times \partial M)$, such that $(\tilde{Q}_{q,v}, \Pi_{q,W}^E) : V_{q,v,W} \rightarrow (\mathbb{R} \times \partial M)$ is a smooth coordinate map from a neighborhood $V_{q,v,W}$ of p onto some open set $U \subset (\mathbb{R} \times \partial M)$.

More precisely, let (N_i, g_i) and M_i be as in Theorem 1.1 such that (15) and (23) hold. Then for a given $p \in \partial M_1$, $(q, \eta) \in K_G(p)$, W , that is a non-vanishing, non-tangential inward pointing smooth vector field on ∂M_1 such that $W(p) \notin I$,

We choose so small neighborhood $V_{q,v,W}$ for p such that $\tilde{Q}_{q,v} : V_{q,v,W} \rightarrow \mathbb{R}$ vanishes only in $V_{q,v,W} \cap \partial M$. Therefore we have proven that $(\tilde{Q}_{q,v}, \Pi_{q,W}^E) : V_{q,v,W} \rightarrow \mathbb{R}^n$ is a smooth boundary coordinate map at p .

Notice that for given $r \in R_{\partial M}^E(\partial M)$, $W, (q, \eta) \in K_G(p)$ and $v \in T_q N$ the data (21) determines a neighborhood $R_{\partial M}^E(V_{q,v,W})$ of r and the map $(\tilde{Q}_{q,v}, \Pi_{q,W}^E) \circ (R_{\partial M}^E)^{-1}$ by a similar argument as in the proof of Lemma 4.5.

The equations (76) and (77) can be proven by a similar argument as in the proof of Lemma 4.5. \square

Let A be such an index set that collections $(V_{q,\tilde{q},v}^\alpha, \Theta_{q,\tilde{q},v}^\alpha)_{\alpha \in A}$ and $(V_{q,v,W}^\beta, (\tilde{Q}_{q,v}, \Pi_{q,W}^E)^\beta)_{\beta \in A}$, that are as in Lemmas 4.5 and 4.8, form a smooth atlas of (\overline{M}, g) .

We define an atlas for $R_{\partial M}^E(\overline{M})$ using the following charts

$$(R_{\partial M}^E(V_{q,\tilde{q},v}^\alpha, \Theta_{q,\tilde{q},v}^\alpha \circ (R_{\partial M}^E)^{-1})_{\alpha \in A} \text{ and } (R_{\partial M}^E(V_{q,v,W}^\beta, (\tilde{Q}_{q,v}, \Pi_{q,W}^E)^\beta \circ (R_{\partial M}^E)^{-1})_{\beta \in A}. \quad (79)$$

By Lemmas 4.5 and 4.8 the charts given in (79) define a smooth structure for $R_{\partial M}^E(\overline{M})$.

Proposition 4.9. *Let (\overline{M}, g) be as in Theorem 1.1. If data (21) is given, we can find the smooth charts of (79) using only the data (21). Moreover with respect to this smooth structure the map $R_{\partial M}^E : \overline{M} \rightarrow R_{\partial M}^E(\overline{M})$ is a diffeomorphism.*

Proof. The claim follows from Lemmas 4.5, 4.8 and the definition (79). \square

Now we are ready to present the main theorem of this section.

Theorem 4.10. *The mapping $\Psi : \overline{M}_1 \rightarrow \overline{M}_2$ is a diffeomorphism.*

Proof. Since maps $R_{\partial M_i}^E, i \in \{1, 2\}$ are diffeomorphisms it suffices to prove that

$$\widehat{D\Phi} : R_{\partial M_1}^E(\overline{M}_1) \rightarrow R_{\partial M_2}^E(\overline{M}_2)$$

is a diffeomorphism.

Let $p \in M_1$. By Lemma 4.5 there exist $(q, \eta), (\tilde{q}, \tilde{\eta}) \in K_G(p)$, $v \in T_{\tilde{q}} M_1$ and a neighborhood $V = V_{q,\tilde{q},v}$ of p such that the map $\Theta_{q,\tilde{q},v} : V \rightarrow (S_q M_1 \times \mathbb{R})$ is a smooth coordinate map. Then it follows from (61) and (62) that $\Theta_{\phi(q), \tilde{\phi}(q), D\Phi v} : \Psi(V) \rightarrow (S_q M_2 \times (\mathbb{R} \setminus \{0\}))$ is a smooth coordinate map. Therefore the local representation of $\widehat{D\Phi}$, with respect to the smooth structures as in (79), on $R_{\partial M}^E(V)$ is given by

$$(\partial_- S_q \overline{M}_1 \times (\mathbb{R} \setminus \{0\})) \ni (\xi, s) \mapsto (D\Phi \xi, s) \in (\partial_- S_{\phi(q)} \overline{M}_2 \times (\mathbb{R} \setminus \{0\})). \quad (80)$$

Since $\Phi : K_1 \rightarrow K_2$ (see (20)) is a diffeomorphism it holds that $\widehat{D\Phi}$ is diffeomorphic on $R_{\partial M_1}^E(V)$.

Let $p \in \partial M_1$. By Lemma 4.8 there exist $(q, \eta) \in K_G(p)$, $v \in T_q M_1$, a smooth vector field W on ∂M_1 , and a neighborhood $U = V_{q,v,W}$ of p such that the map $(\tilde{Q}_{q,v}, \Pi_{q,W}^E) : U \rightarrow \mathbb{R} \times \partial M_1$ defines smooth local boundary coordinates. Moreover

by (76) and (77) the map $(\tilde{Q}_{\phi(q), D\Phi v}, \Pi_{\phi(q), D\Phi W}^E) : \Psi(U) \rightarrow \mathbb{R} \times \partial M_2$ defines smooth local boundary coordinates near $\phi(p)$. Therefore the local representation of $\widehat{D\Phi}$ on $R_{\partial M_1}^E(U)$, with respect to the smooth structures as in (79), is given by

$$(\mathbb{R} \times \partial M_1) \ni (s, z) \mapsto (s, \phi(z)) \in \mathbb{R} \times \partial M_2. \quad (81)$$

Since $\phi : \partial M_1 \rightarrow \partial M_2$ is a diffeomorphism it holds that $\widehat{D\Phi}$ on $R_{\partial M_1}^E(U)$ is diffeomorphic to its image.

Thus we have proved that Ψ is a local diffeomorphism. By Theorem 3.7 the map Ψ is one-to-one and therefore it is a global diffeomorphism. \square

5. THE RECONSTRUCTION OF THE RIEMANNIAN METRIC

So far we have shown that the map $\Psi : \overline{M}_1 \rightarrow \overline{M}_2$ is a diffeomorphism. The aim of this section is to show that Ψ is a Riemannian isometry. We start with showing that Ψ preserves the boundary metric. This is formulated precisely in the following Lemma.

Lemma 5.1. *The map $\Psi : \overline{M}_1 \rightarrow \overline{M}_2$ has a property*

$$(\Psi^* g_2)|_{\partial M_1} = g_1|_{\partial M_1}.$$

Proof. Since Ψ is smooth, the metric tensor $\Psi^* g_2$ is well defined. By Theorem 3.7 and (15) we have

$$(\Psi^* g_2)|_{\partial M_1} = \phi^*(g_2|_{\partial M_2}) = g_1|_{\partial M_1}. \quad \square$$

We denote $\tilde{g} := \Psi^* g_2$ the pullback metric on \overline{M}_1 and $g := g_1$. We will also denote from now on $\overline{M}_1 = \overline{M}$. By Lemma 5.1 \tilde{g} and g coincide on the boundary ∂M . Next we will show that they also have the same Taylor expansion at the boundary.

Proposition 5.2. *Suppose that N, M, g and \tilde{g} are as in Theorem 1.1 such that data (6) and (15) is valid with $\phi = id$.*

Let (x^1, \dots, x^n) be any coordinate system near the boundary and $\alpha \in \mathbb{N}^n$ any multi-index. Write $g = (g_{ij})_{i,j=1}^n$ and $\tilde{g} = (\tilde{g}_{ij})_{i,j=1}^n$. Then for all $i, j \in \{1, \dots, n\}$ holds

$$\partial^\alpha g_{ij}|_{\partial M} = \partial^\alpha \tilde{g}_{ij}|_{\partial M}, \quad \partial^\alpha := \prod_{k=1}^n \left(\frac{\partial}{\partial x^k} \right)^{\alpha_k} \quad (82)$$

Proof. Let $(p, \eta) \in \partial_- SM$. Suppose that η is not tangential, since M is non-trapping there exists a unique vector $(q, \xi) \in \partial_- SM$ such that $(q, \xi) \neq (p, \eta)$ and

$$\overline{\Sigma}(p, \eta) = \overline{\Sigma}(q, \xi),$$

where set $\overline{\Sigma}(p, \eta)$ is defined as in (43). Therefore, the data (21) determines the scattering relation

$$L_g : \partial_+ SM \rightarrow \partial_- SM, \quad L(p, -\eta) = (\gamma_{p, -\eta}(\tau_{exit}(p, -\eta)), \dot{\gamma}_{p, -\eta}(\tau_{exit}(p, -\eta))) = (q, \xi).$$

Thus by (44) it holds that $L_{\tilde{g}} = L_g =: L$, where $L_{\tilde{g}}$ is the scattering relation of metric tensor \tilde{g} .

It is shown in [23] Proposition 2.1 that the scattering relation L_g with Lemma 5.1 determine the first exit time function τ_{exit} for ξ close to $S_p\partial M$. More precisely, for every $p \in M$ there exists a neighborhood $\mathcal{V}_p \subset \partial_+ S_p M$ of $S_p\partial M$ such that for all $(p, \xi) \in \mathcal{V}_p$

$$\tau_{exit}(p, \xi) = \widetilde{\tau_{exit}}(p, \xi),$$

where $\widetilde{\tau_{exit}}$ is the first exit time function of \tilde{g} . Denote $\mathcal{V} := \cup_{p \in \partial M} \mathcal{V}_p$.

We call the pair $(L|_{\mathcal{V}}, \tau_{exit}|_{\mathcal{V}})$ the *local lens data*. In Theorem 2.1. of [16] it is shown that the local lens data implies (82). \square

Lemma 5.1 and Proposition 5.2 imply that we can smoothly extend \tilde{g} onto N such that $g = \tilde{g}$ in $N \setminus \overline{M}$. Next we will show that the geodesics of g and \tilde{g} are the same.

Lemma 5.3. *Metrics g and \tilde{g} are geodesically equivalent, i.e., for every geodesic $\gamma : \mathbb{R} \rightarrow N$ of metric g , there exists a reparametrisation $\alpha : \mathbb{R} \rightarrow \mathbb{R}$ such that the curve $\gamma \circ \alpha$ is a geodesic of metric \tilde{g} , and vice versa.*

Proof. Since M is non-trapping, any geodesic arc γ of metric g that is contained in \overline{M} can be parametrized with a set $\overline{\Sigma}(p, \eta)$ for some $(p, \eta) \in \partial_- SM = \partial_- \tilde{S}M$. Thus by (44) any geodesic γ of g can be re-parametrized to be a geodesic $\tilde{\gamma}$ of metric \tilde{g} and vice versa. This means that there exists a smooth one-to-one and onto function $\alpha : [a', b'] \rightarrow [a, b]$ such that

$$\dot{\alpha} > 0, \quad \tilde{\gamma}(t) = (\gamma \circ \alpha)(t).$$

See Subsection 2.0.5 of [15] for more details. \square

Now we are ready to prove the main result of this section. The proof is similar to the one given in [15] which works for more general settings. The key ingredient of the proof is the Theorem 1 of [27].

Proposition 5.4. *The metrics g and \tilde{g} coincide in M .*

Proof. Define a smooth mapping $I_0 : TN \rightarrow \mathbb{R}$ as

$$I_0(p, v) = \left(\frac{\det(g)|_p}{\det(\tilde{g})|_p} \right)^{\frac{2}{n+1}} \tilde{g}(v, v), \quad (83)$$

note that the function

$$f(p) := \frac{\det(g)|_p}{\det(\tilde{g})|_p}$$

is coordinate invariant, since in any smooth local coordinates $(U, (x^j)_{j=1}^n)$ the function f coincides with the function $p \mapsto \det(\tilde{g}^{ik}(p)g_{jk}(p))$ in U where $(\tilde{g}^{ij})_{i,j=1}^n$ is the inverse matrix of $(\tilde{g}_{ij})_{i,j=1}^n$ and the $(1, 1)$ -tensor field

$$\tilde{g}^{ik} g_{jk} \frac{\partial}{\partial x^i} \otimes dx^j$$

can be considered as a linear automorphism on TU .

Let γ_g be a geodesic of metric g . Define a smooth path β in TN as $\beta(t) = (\gamma_g(t), \dot{\gamma}_g(t))$. Then β is an integral curve of the geodesic flow of metric g . Theorem 1 of [27] states that, if g and \tilde{g} are geodesically equivalent, then function $t \mapsto I_0(\beta(t))$ is a constant for all geodesics γ_g of metric g .

Since g and \tilde{g} coincide in the set $N \setminus M$, we have that for any point $z \in N \setminus M$ and vector $v \in T_z N$

$$I_0(z, v) = \tilde{g}_z(v, v) = g_z(v, v).$$

Let $p \in M$. Choose $\gamma(t) := \gamma_{z, \xi}(t)$, $\xi \in S_z N$, $z \in N \setminus M$ be a g -geodesic such that $p = \gamma(t_p)$ for some $t_p > 0$. Then $I_0(z, \xi) = 1$ and by Theorem 1 of [27] I_0 is constant along the geodesic flow $(\gamma(t), \dot{\gamma}(t))$, i.e.,

$$I_0(p, \dot{\gamma}(t_p)) = I_0(z, \xi) = 1. \quad (84)$$

Since M is non-trapping, (84) implies that, in local coordinates, for any $\xi \in S_p N$

$$g_{ij}(p) \xi^i \xi^j = 1 = I_0(p, \xi) = \left(f(p)\right)^{\frac{2}{n+1}} \tilde{g}_{ij}(p) \xi^i \xi^j. \quad (85)$$

Then the equation (85) holds for all $\xi \in T_p N$ and both sides of equation (85) are smooth in ξ , we obtain

$$g_{ij}(p) = \left(f(p)\right)^{\frac{2}{n+1}} \tilde{g}_{ij}(p), \text{ for all } i, j \in \{1, \dots, n\}. \quad (86)$$

Moreover

$$(f(p))^{\frac{2n}{n+1}-1} = 1,$$

which implies that $f(p) = 1$. By (86) we conclude that $g = \tilde{g}$ at p . Since $p \in M$ was arbitrary the claim follows. \square

Proof of 1.1. The proof of Theorem 1.1 follows from Theorems 3.7, 4.10 and Proposition 5.4. \square

We will give a Riemannian metric G to smooth manifold $R_{\partial M}^E(\overline{M})$ as a pull-back of g , that is $G := ((R_{\partial M}^E)^{-1})^* g$. A priori we don't know g , thus we don't know G . However as the smooth structure is known we can recover the collection $\text{Met}(R_{\partial M}^E(\overline{M}))$, that is the collection of all Riemannian metrics of the smooth manifold $R_{\partial M}^E(\overline{M})$.

Since (\overline{M}, g) is non-trapping we can use the sets $\overline{\Sigma}(p, \eta)$, $(p, \eta) \in \partial_- SM$ to recover the images of the geodesics of G . Thus by the proof of Proposition 5.4 the following set contains precisely one element that is (G, G) ,

$$\{(h, h') \in \text{Met}(R_{\partial M}^E(\overline{M}))^2 : \begin{aligned} &\partial^\alpha h_{ij}|_{R_{\partial M}^E(\partial M)} = \partial^\alpha h'_{ij}|_{R_{\partial M}^E(\partial M)} \text{ for every } \alpha \in \mathbb{N}^n, \\ &\text{metrics } h \text{ and } h' \text{ are geodesically equivalent,} \\ &\text{sets } \overline{\Sigma}(p, \eta), (p, \eta) \in \partial_- SM \text{ are the images} \\ &\text{of their geodesics} \}. \end{aligned}$$

We conclude that we have proven the following Proposition.

Proposition 5.5. *The data (21) determine the metric tensor $G := ((R_{\partial M}^E)^{-1})^* g$.*

Finally we note that the proof of Theorem 1.2 follows from the Propositions 3.5, 4.9 and 5.5.

Acknowledgements. The research of ML, and TS was partly supported by the Finnish Centre of Excellence in Inverse Problems Research and Academy of Finland. In particular, ML was supported by projects 284715 and 303754, TS by projects 273979 and 263235. TS would like to express his gratitude to the Department of Pure Mathematics and Mathematical Statistics of the University of Cambridge for hosting him during two research visits when part of this work was carried out. TS would like to also thank Prof. Gunther Uhlmann for hosting him in University of Washington where part of this work was carried out. HZ is supported by EPSRC grant EP/M023842/1. He would like to thank Prof. Gunther Uhlmann and the Department of Mathematics and Statistics of the University of Helsinki for the generous support of his visit to Helsinki during his PhD when part of the work was carried out.

REFERENCES

- [1] L. Ambrosio and P. Tilli. *Topics on analysis in metric spaces*. Number 25. Oxford University Press on Demand, 2004.
- [2] M. I. Belishev. An approach to multidimensional inverse problems for the wave equation. In *Dokl. Akad. Nauk SSSR*, volume 297, pages 524–527, 1987.
- [3] M. I. Belishev and Y. V. Kuryev. To the reconstruction of a riemannian manifold via its spectral data (bc–method). *Communications in partial differential equations*, 17(5-6):767–804, 1992.
- [4] C. B. Croke. Rigidity theorems in Riemannian geometry. In *Geometric methods in inverse problems and PDE control*, pages 47–72. Springer, 2004.
- [5] M. V. de Hoop, S. F. Holman, E. Iversen, M. Lassas, and B. Ursin. Reconstruction of a conformally euclidean metric from local boundary diffraction travel times. *SIAM Journal on Mathematical Analysis*, 46(6):3705–3726, 2014.
- [6] M. V. de Hoop, S. F. Holman, E. Iversen, M. Lassas, and B. Ursin. Recovering the isometry type of a Riemannian manifold from local boundary diffraction travel times. *Journal de Mathématiques Pures et Appliquées*, 103(3):830–848, 2015.
- [7] M. W. Hirsch. *Differential topology*, volume 33. Springer Science & Business Media, 2012.
- [8] A. Katchalov and Y. Kurylev. Multidimensional inverse problem with incomplete boundary spectral data. *Communications in partial differential equations*, 23(1-2):27–59, 1998.
- [9] A. Katchalov, Y. Kurylev, and M. Lassas. *Inverse boundary spectral problems*, volume 123 of *Monographs and Surveys in Pure and Applied Mathematics*. Chapman & Hall/CRC, Boca Raton, FL, 2001.
- [10] I. Kupka, M. Peixoto, and C. Pugh. Focal stability of Riemann metrics. *Journal für die reine und angewandte Mathematik (Crelles Journal)*, 2006(593):31–72, 2006.
- [11] Y. Kurylev. Multidimensional Gelfand inverse problem and boundary distance map. *Inverse Problems Related with Geometry (ed. H. Soga), Ibaraki*, pages 1–15, 1997.
- [12] Y. Kurylev, M. Lassas, and G. Uhlmann. Rigidity of broken geodesic flow and inverse problems. *American journal of mathematics*, 132(2):529–562, 2010.
- [13] M. Lassas and L. Oksanen. An inverse problem for a wave equation with sources and observations on disjoint sets. *Inverse Problems*, 26(8):085012, 2010.
- [14] M. Lassas, L. Oksanen, et al. Inverse problem for the Riemannian wave equation with Dirichlet data and Neumann data on disjoint sets. *Duke Mathematical Journal*, 163(6):1071–1103, 2014.
- [15] M. Lassas and T. Saksala. Determination of a Riemannian manifold from the distance difference functions. *Asian journal of mathematics (to appear), arXiv preprint arXiv:1510.06157*.

- [16] M. Lassas, V. Sharafutdinov, and G. Uhlmann. Semiglobal boundary rigidity for Riemannian metrics. *Mathematische Annalen*, 325(4):767–793, 2003.
- [17] J. M. Lee. *Riemannian manifolds: an introduction to curvature*, volume 176. Springer Science & Business Media, 2006.
- [18] R. Michel. Sur la rigidité imposée par la longueur des géodésiques. *Inventiones mathematicae*, 65(1):71–83, 1981.
- [19] T. Milne. Codomain rigidity of the Dirichlet to Neumann operator for the Riemannian wave equation. 2016.
- [20] L. Pestov and G. Uhlmann. Two dimensional compact simple Riemannian manifolds are boundary distance rigid. *Annals of mathematics*, pages 1093–1110, 2005.
- [21] L. Pestov, G. Uhlmann, and H. Zhou. An inverse kinematic problem with internal sources. *Inverse Problems*, 31(5):055006, 2015.
- [22] V. Sharafutdinov. Ray transform on riemannian manifolds. eight lectures on integral geometry. *preprint*, 1999.
- [23] P. Stefanov. Microlocal approach to tensor tomography and boundary and lens rigidity. *Serdica Math. J.*, 34(1):67–112, 2008.
- [24] P. Stefanov and G. Uhlmann. Boundary and lens rigidity, tensor tomography and analytic microlocal analysis. In *Algebraic Analysis of Differential Equations*, pages 275–293. Springer, 2008.
- [25] P. Stefanov, G. Uhlmann, and A. Vasy. Boundary rigidity with partial data. *Journal of the American Mathematical Society*, 29(2):299–332, 2016.
- [26] P. Stefanov, G. Uhlmann, and A. Vasy. Local and global boundary rigidity and the geodesic x-ray transform in the normal gauge. *arXiv preprint arXiv:1702.03638*, 2017.
- [27] P. Topalov and V. S. Matveev. Geodesic equivalence via integrability. *Geometriae Dedicata*, 96(1):91–115, 2003.
- [28] G. Uhlmann and H. Zhou. Journey to the Center of the Earth. *arXiv preprint arXiv:1604.00630*, 2016.