

From two-dimensional to three-dimensional turbulence through two-dimensional three-component flows

L. Biferale,^{1, a)} M. Buzzicotti,¹ and M. Linkmann¹

Department of Physics & INFN, University of Rome ‘Tor Vergata’, Via della Ricerca Scientifica 1, 00133 Rome, Italy

(Dated: 2 March 2022)

The relevance of two-dimensional three-components (2D3C) flows goes well beyond their occurrence in nature, and a deeper understanding of their dynamics might be also helpful in order to shed further light on the dynamics of pure two-dimensional (2D) or three-dimensional (3D) flows and vice versa. The purpose of the present paper is to make a step in this direction through a combination of numerical and analytical work. The analytical part is mainly concerned with the behavior of 2D3C flows in isolation and the connection between the geometry of the nonlinear interactions and the resulting energy transfer directions. Special emphasis is given to the role of helicity. We show that a generic 2D3C flow can be described by two stream functions corresponding to the two helical sectors of the velocity field. The projection onto one helical sector (homochiral flow) leads to a full 3D constraint and to the inviscid conservation of the total (three dimensional) enstrophy and hence to an inverse cascade of the kinetic energy of the third component also. The coupling between several 2D3C flows is studied through a set of suitably designed direct numerical simulations (DNS), where we also explore the transition between 2D and fully 3D turbulence. In particular, we find that the coupling of three 2D3C flows on mutually orthogonal planes subject to small-scale forcing leads to stationary 3D out-of-equilibrium dynamics at the energy containing scales. The transition between 2D and 3D turbulence is then explored through adding a percentage of fully 3D Fourier modes in the volume.

I. INTRODUCTION

In his 1967 paper, Kraichnan¹ provided the basis of the current understanding of 2D turbulence. His argument explained the existence of two mutually exclusive inertial ranges corresponding to an inverse energy cascade with an $E(k) \sim k^{-5/3}$ energy spectrum, and to a direct enstrophy cascade with $E(k) \sim k^{-3}$, as well as the formation of a large-scale condensate. The dynamics of the two cascades were predicted to have some important differences, whereby the energy should cascade locally in Fourier space while the transfer of enstrophy proceeds mainly through nonlocal interactions. Both cascades have been observed in experiments and numerical simulations, see e.g. Refs. 2–8, and so has the formation of a large-scale condensate in the form of two counter-rotating vortices^{4,9–12} (see also the recent review in Ref. 13 and references therein). On the other hand, pure 3D flows have a completely different phenomenology. They develop a forward energy cascade and a build-up of non-Gaussian fluctuations at successively smaller scales¹⁴. Remarkably enough, there are many instances in nature when the flow is neither 2D nor 3D, enjoying a forward or an inverse energy cascade (or both) depending on the boundary conditions as for the case of thick turbulent layers^{15–18}, or on the existence of a strong rotation rate^{19–25}, or on the presence of a strong mean magnetic field^{26–31} for

conducting flows. In all the above instances, the inverse cascade is triggered by a tendency of the flow to become a two-dimensional three-components (2D3C) flow where the third component is passively advected by the two-dimensional flow and the physics is dominated by the inverse energy cascade in the 2D plane. Interestingly enough, recent numerical simulations have also shown that an inverse energy cascade can be sustained by a fully 3D isotropic flow if constrained to evolve only on the subset of homochiral helical Fourier waves^{32–34}, i.e., those of like-signed helicity. In other words there might exist fully 3D structures that bring energy upscale, contrary to what is typically observed for unconstrained 3D turbulence.

Apart from the above-mentioned applications, 2D3C flows might also be relevant for the evolution of fully three-dimensional homogeneous turbulence^{32,35}. The connection lies in the structure of the inertial term $(\mathbf{u} \cdot \nabla)\mathbf{u}$ of the Navier-Stokes equations that in Fourier space can be written as the superposition of interactions among three wavevectors \mathbf{k}, \mathbf{p} and \mathbf{q} which satisfy the condition to form a closed triad: $\mathbf{k} + \mathbf{p} + \mathbf{q} = 0$. Any triad defines a plane in Fourier space, which through a suitable choice of coordinate system can be identified with, e.g., the (k_x, k_y) -plane. The flow corresponding to this single triad of wavevectors is therefore independent of the z -coordinate³⁵. Of course, the superposition of many unoriented 2D3C triads is not a 2D3C flows. Hence, there is no *a priori* reason to believe that the full turbulent evolution of a quasi-isotropic 3D flows has anything in common with the limiting case of a set of

^{a)}Electronic mail: biferale@roma2.infn.it

co-planar 2D3C triads³⁵.

We can summarize by saying that we know at least two different mechanisms which might trigger a reversal of the energy cascade in a 3D turbulent flow: either the system is pushed toward a 2D (or 2D3C) configuration by some anisotropic external mechanism or it must be constrained to evolve on a strongly helical manifold, with breaking of mirror (but not rotational) symmetry at all scales. The two mechanisms are somehow opposite, helicity being a fully three dimensional quantity.

In this paper we investigate through analytical and numerical methods how one might smoothly go from a pure 2D3C dynamics to a 3D dynamics by successive addition of triads under some controlled protocol. The main interest is to understand how/when the system starts to show 3D behavior and what the main physical mechanisms are that trigger the transition. For this purpose we first analyze the 2D3C dynamics, which in fact is characterized by a split energy cascade, where the passively advected third component undergoes a direct energy cascade while the advecting flow shows an inverse energy cascade. In order to better understand the split cascade we express the velocity field in two different bases. We use either the standard decomposition of a pure 2D flow plus a component passively advected or the decomposition in positive and negative helical Fourier waves^{32,36} that will be the building block of any 3D dynamics. Understanding the relation between the two bases will prove helpful in the description of the physics of the transition from 2D3C to 3D behavior, as the characteristic split cascade of a 2D3C flow will be obscured in the presence of 3D dynamics.

In order to understand the transition to a 3D flow we first study the dynamics of a flow that evolves on three 2D3C manifolds defined on mutually orthogonal planes. As a result we obtain a flow that has the discrete rotational symmetries of the cube and which is mainly based on three weakly coupled 2D3C evolutions. Successively we start to add a percentage $0 \leq \alpha \leq 1$ of Fourier modes randomly (but quenched in time) in the whole 3D cube and we study the transition to a full 3D isotropic dynamics at increasing $\alpha \rightarrow 1$. We show that the basic 2D3C flow can be described by introducing two independent stream functions, ψ^+ , ψ^- , which are connected to its helical decomposition. We also found that imposing the homochiral constraint on the dynamics will force one of the two stream functions to be identically zero and the 2D3C dynamics to collapse on a constrained configuration where the component out of the plane is not a simple passive scalar anymore, and that this has important consequences for the global energy transfer. Finally, we study the transition from 2D to 3D dynamics as a function of the percentage α of added 3D modes, and we assess the dynamical relevance of the energy transfer due to homochiral triads in the fully 2D3C configuration and for different α .

This paper is organized as follows. In section II we discuss the basic setup and review the inviscid invariants particular to 2D3C flows as derived in Ref. 35. Section III contains the main part of the theoretical work on the helical decomposition of 2D3C flows, where the descrip-

tion of a 2D3C flow in terms of two stream functions is introduced and the helical decomposition is used to study the effect of different helical interactions on the dynamics of the planar and perpendicular components of the velocity field. The numerical simulations are described in Section IV, beginning with a comparison between the dynamics of single and coupled 2D3C flows. Subsequently we investigate the transition from 2D to 3D turbulence in Section IV B and the behavior of a subset of helical interactions leading to an inverse energy cascade in Section IV C. We summarize our results in Section V.

II. STRUCTURE AND INVISCID INVARIANTS OF THE 2D3C NAVIER-STOKES EQUATIONS

We start from considering a 2D3C solenoidal velocity field $\mathbf{u} = (u_x, u_y, u_z)$ on a three-dimensional domain $V = [0, L]^3$ with periodic boundary conditions, where u_x , u_y and u_z are functions of only x and y . We define the 2D-component \mathbf{u}^{2D} and the component perpendicular to the (x, y) -plane as $\boldsymbol{\theta}$ to stress that it behaves as a passive scalar (see below)

$$\mathbf{u}^{2D} = \begin{pmatrix} u_x \\ u_y \\ 0 \end{pmatrix} \quad \text{and} \quad \boldsymbol{\theta} = \begin{pmatrix} 0 \\ 0 \\ u_z \end{pmatrix}. \quad (1)$$

such that the total vector field is given by $\mathbf{u} = \mathbf{u}^{2D} + \boldsymbol{\theta}$. For such a 2D3C flow, the 3D Navier-Stokes equations split into the 2D Navier-Stokes equations for \mathbf{u}^{2D} , while $\boldsymbol{\theta} \equiv u_z$ is passively advected

$$\begin{aligned} \partial_t \mathbf{u}^{2D} &= -(\mathbf{u}^{2D} \cdot \nabla) \mathbf{u}^{2D} - \nabla P + \nu \Delta \mathbf{u}^{2D}, \\ \partial_t \boldsymbol{\theta} &= -(\mathbf{u}^{2D} \cdot \nabla) \boldsymbol{\theta} + \nu \Delta \boldsymbol{\theta}, \end{aligned} \quad (2)$$

where P is the two dimensional pressure and ν the kinematic viscosity. For the vorticity $\boldsymbol{\omega} = \nabla \times \mathbf{u}$ the decomposition of \mathbf{u} into \mathbf{u}^{2D} and $\boldsymbol{\theta}$ results in

$$\boldsymbol{\omega}^\theta = \nabla \times \boldsymbol{\theta} = \begin{pmatrix} \partial_y \theta \\ -\partial_x \theta \\ 0 \end{pmatrix} = \begin{pmatrix} \omega_x \\ \omega_y \\ 0 \end{pmatrix}, \quad (3)$$

$$\nabla \times \mathbf{u}^{2D} = \begin{pmatrix} 0 \\ 0 \\ \partial_x u_y - \partial_y u_x \end{pmatrix} = \begin{pmatrix} 0 \\ 0 \\ \omega_z \end{pmatrix}, \quad (4)$$

and for simplicity we define $\omega \equiv \omega_z$ such that the total vorticity vector field is $\boldsymbol{\omega} = \boldsymbol{\omega}^\theta + \omega \hat{\mathbf{z}}$, with $\hat{\mathbf{z}}$ denoting the unit vector in the z -direction. The 2D3C Navier-Stokes equations (2) in the vorticity formulation then become

$$\begin{aligned} \partial_t \boldsymbol{\omega}^\theta &= -(\mathbf{u}^{2D} \cdot \nabla) \boldsymbol{\omega}^\theta + (\boldsymbol{\omega}^\theta \cdot \nabla) \mathbf{u}^{2D} + \nu \Delta \boldsymbol{\omega}^\theta, \\ \partial_t \omega &= -(\mathbf{u}^{2D} \cdot \nabla) \omega + \nu \Delta \omega. \end{aligned} \quad (5)$$

The 3D Navier-Stokes equations have two inviscid quadratic invariants, the total energy

$$E = \frac{\langle \mathbf{u} \cdot \mathbf{u} \rangle}{2} = \frac{1}{2|V|} \int_V d\mathbf{x} |\mathbf{u}|^2, \quad (6)$$

and the total kinetic helicity

$$H = \langle \mathbf{u} \cdot \boldsymbol{\omega} \rangle = \frac{1}{|V|} \int_V d\mathbf{x} \, \mathbf{u} \cdot \boldsymbol{\omega} , \quad (7)$$

per unit volume, while the 2D equations have two quadratic invariants, the total 2D energy

$$E^{2D} = \frac{\langle |\mathbf{u}^{2D}|^2 \rangle}{2} = \frac{1}{2|V|} \int_V d\mathbf{x} \, |\mathbf{u}^{2D}|^2 , \quad (8)$$

and the 2D enstrophy:

$$\Omega = \langle |\boldsymbol{\omega}|^2 \rangle = \frac{1}{|V|} \int_V d\mathbf{x} \, |\boldsymbol{\omega}|^2 . \quad (9)$$

The 2D3C flow being a particular 3D case, it is immediately clear from Eqs. (2) and (5) that the energy of the passive component is another quadratic invariant for this case

$$E^\theta = \frac{\langle |\theta|^2 \rangle}{2} = \frac{1}{2|V|} \int_V d\mathbf{x} \, |\theta|^2 . \quad (10)$$

When discussing the energy transfer of the 2D3C flow it is necessary to distinguish the component of the energy in the plane, E^{2D} , from the component out of the plane E^θ . The former is known to develop an inverse cascade, while the latter is typically transferred to small scales. Hence, the transfer of the total energy can be either forward or backward. For later purpose it is important to remark here that the above conservations hold in Fourier space also on a triad-by-triad basis³⁵. Helicity for the 2D3C case must play a passive role concerning the independent 2D dynamics. Indeed, it is easy to realize that it can be further decomposed in two quantities

$$\mathbf{u} \cdot \boldsymbol{\omega} = (\mathbf{u}^{2D} + \boldsymbol{\theta}) \cdot (\boldsymbol{\omega}^\theta + \omega \hat{\mathbf{z}}) = \mathbf{u}^{2D} \cdot \boldsymbol{\omega}^\theta + \theta \omega , \quad (11)$$

since $\boldsymbol{\theta} \cdot \boldsymbol{\omega}^\theta = 0$ and $\mathbf{u}^{2D} \cdot \omega \hat{\mathbf{z}} = 0$. Using Eqs. (2) and (5) it can also be shown that $H_{x,y} \equiv \langle \mathbf{u}^{2D} \cdot \boldsymbol{\omega}^\theta \rangle$ and $H_z \equiv \langle \theta \omega \rangle$ are conserved and related to each other by a geometrical constraint

$$\begin{aligned} H_{x,y} &= \langle u_x \partial_y \theta - u_y \partial_x \theta \rangle = -\langle \theta (\partial_y u_x - \partial_x u_y) \rangle \\ &= \langle \theta \omega \rangle = H_z , \end{aligned} \quad (12)$$

since $\langle \partial_y (u_x \theta) - \partial_x (u_y \theta) \rangle = 0$ due to the periodic boundary conditions. Hence, a 2D3C-flow has four inviscid quadratic invariants, where for one of which, the total helicity, the planar and perpendicular components are identical³⁵ and passive concerning the evolution of \mathbf{u}^{2D} .

III. HELICAL DECOMPOSITION OF A 2D3C FLOW

Even though helicity is a passive quantity for a pure 2D3C dynamics, it is useful to further disentangle its dynamics in view of the possibility to build up a full 3D flow by adding different 2D3C submanifolds. To do that, we exploit the decomposition of any incompressible 3D flow into helical modes by the procedure proposed in Refs. 32 and 36. Since \mathbf{u} is a solenoidal vector field, its

Fourier modes $\hat{\mathbf{u}}$ have only two degrees of freedom, and we have

$$\hat{\mathbf{u}}_{\mathbf{k}}(t) = \hat{\mathbf{u}}_{\mathbf{k}}^+(t) + \hat{\mathbf{u}}_{\mathbf{k}}^-(t) = \hat{\mathbf{u}}_{\mathbf{k}}^+(t) \mathbf{h}_{\mathbf{k}}^+ + \hat{\mathbf{u}}_{\mathbf{k}}^-(t) \mathbf{h}_{\mathbf{k}}^- , \quad (13)$$

where $\mathbf{h}_{\mathbf{k}}^\pm$ are normalized eigenvectors of the curl operator in Fourier space^{32,36}. The helical decomposition thus decomposes the Fourier modes of the velocity field into two components, each of which satisfies

$$i\mathbf{k} \times \hat{\mathbf{u}}_{\mathbf{k}}^{s_k} = s_k k \hat{\mathbf{u}}_{\mathbf{k}}^{s_k} , \quad (14)$$

and $s_k = \pm 1$. For a 2D3C flow this requirement becomes

$$i \begin{pmatrix} k_y \hat{u}_z^{s_k} \\ -k_x \hat{u}_z^{s_k} \\ k_x \hat{u}_y^{s_k} - k_y \hat{u}_x^{s_k} \end{pmatrix} = s_k k \begin{pmatrix} \hat{u}_x^{s_k} \\ \hat{u}_y^{s_k} \\ \hat{u}_z^{s_k} \end{pmatrix} , \quad (15)$$

and we obtain

$$\hat{\mathbf{u}}_{\mathbf{k}}^{s_k} = s_k \hat{u}_z^{s_k} \begin{pmatrix} ik_y/k \\ -ik_x/k \\ s_k \end{pmatrix} , \quad (16)$$

where the symbol s_k in the third component of $\hat{\mathbf{u}}_{\mathbf{k}}^{s_k}$ stands for ± 1 .

A. Introduction of two stream functions

For each helical sector we can now define two stream functions through their respective Fourier transforms

$$\hat{\psi}_{\mathbf{k}}^+ \equiv \hat{u}_z^+/k \quad \text{and} \quad \hat{\psi}_{\mathbf{k}}^- \equiv -\hat{u}_z^-/k , \quad (17)$$

such that $\hat{\psi}_{\mathbf{k}}^{s_k}$ are Hermitian-symmetric and

$$\hat{\mathbf{u}}_{\mathbf{k}}^{s_k} = k \hat{\psi}_{\mathbf{k}}^{s_k} \mathbf{h}_{\mathbf{k}}^{s_k} , \quad (18)$$

where the helical basis vectors are given as

$$\mathbf{h}_{\mathbf{k}}^{s_k} = \begin{pmatrix} ik_y/k \\ -ik_x/k \\ s_k \end{pmatrix} . \quad (19)$$

A 2D3C-flow can therefore be described in real space by two stream functions ψ^+ and ψ^-

$$\mathbf{u} = \begin{pmatrix} \partial_y (\psi^+ + \psi^-) \\ -\partial_x (\psi^+ + \psi^-) \\ (-\Delta)^{1/2} (\psi^+ - \psi^-) \end{pmatrix} , \quad (20)$$

such that

$$\mathbf{u}^{2D} = \begin{pmatrix} \partial_y (\psi^+ + \psi^-) \\ -\partial_x (\psi^+ + \psi^-) \\ 0 \end{pmatrix} , \quad (21)$$

$$\theta = (-\Delta)^{1/2} (\psi^+ - \psi^-) . \quad (22)$$

It is important to stress that we are just changing basis, we move from the usual description in terms of the couple of functions (ψ, θ) , describing the stream function of the \mathbf{u}^{2D} field and the out-of-plane passive component

to a couple of fully 3D structures (ψ^+, ψ^-) that also reconstruct the original 2D3C flow. While the formulation (ψ, θ) is natural for the study of turbulence under rapid rotation, passive scalar advection in 2D turbulence or for thick layers of fluid, the helical formulation (ψ^+, ψ^-) is the natural decomposition for fully 3D flows. Clearly, there exist two possibilities to reduce the complexity of a 2D3C flow, either through requiring (i) $\psi^+ = \psi^-$, or, (ii) by setting one of the helical stream function to zero, $\psi^- = 0$, say. The entire evolution of the flow in both cases is given by one stream function only, and the quantities \mathbf{u}^{2D} , θ , $\boldsymbol{\omega}^\theta$ and ω are obtained through taking the appropriate derivatives of the single stream function. In the first case where $\psi^+ = \psi^-$ the flow is fully 2D as $\theta = 0$, and the inner product $\mathbf{u} \cdot \boldsymbol{\omega}$ then vanishes identically. That is, a 2D3C flow with vanishing pointwise helicity is a 2D flow. In the second case where $\psi^- = 0$, say, the inner product $\mathbf{u} \cdot \boldsymbol{\omega} = \omega\theta \neq 0$ at all times, hence the flow must be 3D and θ correlates with ω at all times. The two cases bear the important difference that the latter case is dynamically unstable while the former is not. The flow in case (i) which is initially 2D will remain so unless it is subjected to 3D perturbations, while in case (ii) negatively helical Fourier modes are always created through nonlinear interactions. In order to maintain a flow in case (ii) where $\psi^- = 0$ at all times, it is necessary to re-project the evolution onto the submanifold corresponding to ψ^+ alone.

Separate evolution equations for ψ^+ and ψ^- can be obtained from the respective evolution equations for $\theta = (-\Delta)^{1/2}(\psi^+ - \psi^-)$ and $\omega = -\Delta(\psi^+ + \psi^-)$ (we neglect the dissipative terms from now on)

$$\begin{aligned} \partial_t \psi^\pm = \mp \frac{(-\Delta)^{-1/2}}{2} \sum_{s \in \{+, -\}} s \left[\nabla(-\Delta)^{1/2} \psi^s \times \nabla(\psi^s + \psi^{-s}) \right] \\ - \frac{(-\Delta)^{-1}}{2} \sum_{s \in \{+, -\}} \left[\nabla(-\Delta) \psi^s \times \nabla(\psi^s + \psi^{-s}) \right]; \end{aligned} \quad (23)$$

which leads to the usual equation of the 2D stream function ψ^{2D} when $\psi^+ = \psi^-$

$$\partial_t \psi^{2D} = (-\Delta)^{-1} (\nabla \psi^{2D} \times \nabla(-\Delta) \psi^{2D})_z. \quad (24)$$

Also in the fully helical case, $\psi^- = 0$, the flow is again described by one stream function only. However, the evolution of the single stream function ψ^+ derived from Eq. (23) differs in this case from that of a 2D flow given by Eq. (24)

$$\begin{aligned} \partial_t \psi^+ = \frac{(-\Delta)^{-1/2}}{2} (\nabla \psi^+ \times \nabla(-\Delta)^{1/2} \psi^+)_z \\ + \frac{(-\Delta)^{-1}}{2} (\nabla \psi^+ \times \nabla(-\Delta) \psi^+)_z. \end{aligned} \quad (25)$$

As discussed before, the removal of one degree of freedom in the helical decomposition forces the perpendicular component θ to be correlated to the 2D vorticity ω . In this case θ does not evolve anymore as a passive scalar with important consequences for the cascade direction of its energy E_θ , as discussed in the following section.

B. Cascade directions and helical interactions

The inviscid invariants can be expressed in terms of the Fourier transforms of ψ^+ and ψ^-

$$E^{2D} = \frac{1}{2} \sum_{\mathbf{k} \in \mathbb{Z}^3} k^2 |\hat{\psi}_{\mathbf{k}}^+ + \hat{\psi}_{\mathbf{k}}^-|^2, \quad (26)$$

$$E^\theta = \frac{1}{2} \sum_{\mathbf{k} \in \mathbb{Z}^3} k^2 |\hat{\psi}_{\mathbf{k}}^+ - \hat{\psi}_{\mathbf{k}}^-|^2, \quad (27)$$

$$\Omega = \sum_{\mathbf{k} \in \mathbb{Z}^3} k^4 |\hat{\psi}_{\mathbf{k}}^+ + \hat{\psi}_{\mathbf{k}}^-|^2, \quad (28)$$

$$H_z = \sum_{\mathbf{k} \in \mathbb{Z}^3} k^3 (|\hat{\psi}_{\mathbf{k}}^+|^2 - |\hat{\psi}_{\mathbf{k}}^-|^2), \quad (29)$$

while the enstrophy in the plane can be written as

$$\langle |\boldsymbol{\omega}^\theta|^2 \rangle = \sum_{\mathbf{k} \in \mathbb{Z}^3} k^4 |\hat{\psi}_{\mathbf{k}}^+ - \hat{\psi}_{\mathbf{k}}^-|^2. \quad (30)$$

For a fully helical velocity field ($\hat{\psi}_{\mathbf{k}}^- = 0$), we have that $E^{2D} = E^\theta$ and $\langle |\boldsymbol{\omega}^\theta|^2 \rangle = \Omega$. As a result also the ‘enstrophy’ of the θ field is conserved leading to an inversion of the direction of the E^θ transfer. Thus, for 2D3C homochiral evolutions, the total energy $E = E^{2D} + E^\theta$ will necessarily be transferred upscale because also the ‘passive’ component does not behave anymore as a passive scalar in 2D and will develop an inverse energy cascade. The latter observation also implies that a forward cascade of E^θ in the full 2D3C case can only occur through interactions between ψ^+ and ψ^- (see also Appendix B). The above energy transfer property of homochiral triads was already discussed in the original paper by Waleffe³² and it is at the basis of the numerical simulations of homochiral turbulence developed in Refs. 33, 37, and 38 resulting in 3D fully isotropic turbulence with an inverse cascade. Here we stress the connection with the underlying 2D3C structure of any isolated triadic Navier-Stokes interaction and the important remark that in such a case the direction of the transfer of the total energy can always be decomposed in two contributions, one due to the transfer of the 2D physics (always inverse) and one due to the amount of energy transferred by the out-of-plane components, which is typically forward and only backward if we restrict to homochiral dynamics.

In this context it is interesting to notice that in a rotating fluid Ekman pumping near a solid boundary leads to a vertical velocity component which is directly proportional to the vertical vorticity component, that is, to a flow with pointwise positive helicity everywhere close to the boundary. The result is an effective reduction in the number of degrees of freedom, because in terms of the helical decomposition the resulting flow would be described by one helical stream function only. In consequence, the vertical velocity component close to the boundary in a rapidly rotating flow should display an inverse energy cascade.

C. Fourier decomposition

In order to shed some further light on the couplings between the two stream functions, their respective contributions to the 2D dynamics and the dynamics of the perpendicular component, we consider the evolution of the Fourier transforms of ψ^+ and ψ^-

$$\begin{aligned} \partial_t(k \sum_{s_k} \hat{\psi}_{\mathbf{k}}^{s_k} \mathbf{h}_{\mathbf{k}}^{s_k})^* &= -(i\mathbf{k}\hat{\mathcal{P}})^* \\ &- \frac{1}{2} \sum_{\mathbf{k}+\mathbf{p}+\mathbf{q}=0} \sum_{s_p, s_q} \hat{\psi}_{\mathbf{p}}^{s_p} \hat{\psi}_{\mathbf{q}}^{s_q} p q (s_p p - s_q q) (\mathbf{h}_{\mathbf{p}}^{s_p} \times \mathbf{h}_{\mathbf{q}}^{s_q}) , \end{aligned} \quad (31)$$

which are obtained directly from the Navier-Stokes equations in Fourier space by first substituting the general helical decomposition for a 3D velocity field³² and subsequently using Eq. (18). Here $\mathcal{P} \equiv P + |\mathbf{u}|^2/2$, as the inertial term has been written in rotational form. After some algebra (see Appendix A) it is possible to obtain the evolution equations for the stream functions in the helical decomposition with planar and perpendicular contributions written separately

$$\partial_t(k \hat{\psi}_{\mathbf{k}}^{s_k})^* = \frac{1}{4} \sum_{\mathbf{k}+\mathbf{p}+\mathbf{q}=0} \sum_{s_p, s_q} G_{s_k s_p s_q} \hat{\psi}_{\mathbf{p}}^{s_p} \hat{\psi}_{\mathbf{q}}^{s_q} , \quad (32)$$

since the coupling factor

$$G_{s_k s_p s_q} = \left(\underbrace{\frac{p^2 - q^2}{k}}_{(x, y)\text{-plane}} + \underbrace{s_k(s_p p - s_q q)}_{z\text{-component}} \right) k p \sin \varphi_{k,p} , \quad (33)$$

consists of a contribution coming from the 2D dynamics and one coming from the dynamics of the perpendicular component.

We now consider homo- and heterochiral helical interactions separately. A homochiral interaction has by definition $s_k = s_p = s_q$, while a heterochiral interaction must have both signs of helicity. All possible helical triad interactions present in the Navier-Stokes equations are depicted in Fig. 1, where without loss of generality we only consider $s_k = +$. Homochiral interactions correspond to triads of Class (I) in Fig. 1 and are known to produce an inverse energy cascade^{32,33,37}. Heterochiral triads correspond to Classes (II-IV) in Fig. 1, where Classes (III) and (IV) lead to a direct cascade while the energy transfer direction deduced from Class (II) depends on the geometry of the triad. The peculiar behavior of Class (II) triads had already been inferred by Waleffe³², it has since been confirmed in numerically using shell models³⁹. Class (II) triads also possess further inviscid invariants which are geometry-dependent and determine the direction of the energy transfer⁴⁰.

1. Homochiral interactions

For $s_k = s_p = s_q$ (Class (I)), the coupling factors become

$$G_{+++} = (p - q) \left(\underbrace{\frac{p + q}{k}}_{(x, y)\text{-plane}} + \underbrace{1}_{z\text{-component}} \right) k p \sin \varphi_{k,p}, \quad (34)$$

and since the triangle inequality $p + q \geq k$ implies that the term corresponding to 2D dynamics is larger than the term corresponding to the dynamics of the perpendicular component, we conclude that homochiral interactions mainly contribute to the 2D dynamics. The weighting of planar and perpendicular parts of the coupling factor implies that the extra term which appears in the homochiral case in the evolution equation (25) of the stream function is subdominant. This suggests that a homochiral 2D3C flow has similar dynamics compared to a fully 2D flow, which is also reflected in the fact that despite being not fully 2D, it conserves the total enstrophy.

2. Heterochiral interactions

For $s_p \neq s_q$ (Classes (III) and (IV)), the coupling factors become

$$G_{++-} = (p + q) \left(\underbrace{\frac{p - q}{k}}_{(x, y)\text{-plane}} + \underbrace{1}_{z\text{-component}} \right) k p \sin \varphi_{k,p}, \quad (35)$$

$$G_{-+-} = (p + q) \left(\underbrace{\frac{p - q}{k}}_{(x, y)\text{-plane}} - \underbrace{1}_{z\text{-component}} \right) k p \sin \varphi_{k,p}, \quad (36)$$

and since the triangle inequality $p + q \geq k$ implies $|p - q| \leq k$, the term corresponding to 2D dynamics is smaller in magnitude than that corresponding to the dynamics of the perpendicular component. Hence we conclude that these heterochiral interactions mainly contribute to the dynamics of the perpendicular component.

The final case to consider is a heterochiral interaction of Class (II), where $s_k \neq s_p = s_q$. In this case, the coupling factor becomes

$$G_{+--} = (p - q) \left(\underbrace{\frac{p + q}{k}}_{(x, y)\text{-plane}} - \underbrace{1}_{z\text{-component}} \right) k p \sin \varphi_{k,p}, \quad (37)$$

and we see that this type of interaction behaves differently from the other heterochiral interactions. Similar to the homochiral case, the triangle inequality $p + q \geq k$ implies that the term corresponding to 2D dynamics is larger than the term corresponding to the dynamics of the perpendicular component. Hence we conclude that this particular type of heterochiral interaction mainly contributes to the 2D dynamics.

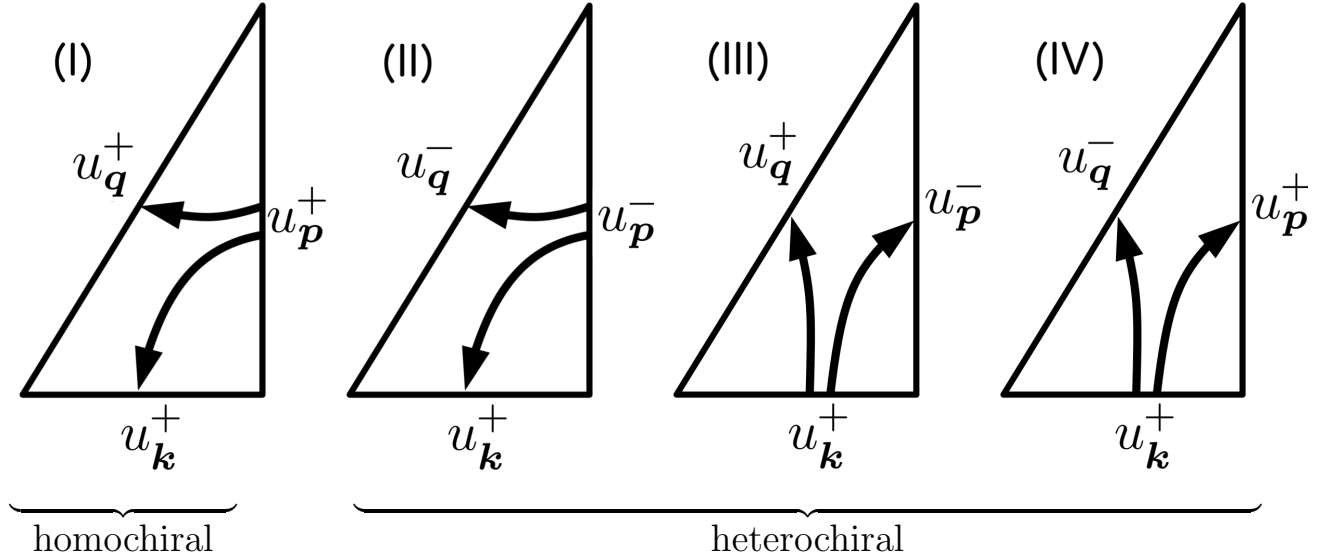


FIG. 1. Classes of triad interactions according to the helical decomposition. The arrows indicate energy transfers deduced from the stability arguments in Ref. 32.

3. Discussion

In contrast to the fully 3D case, the coupling factor $(p^2 - q^2)p \sin \varphi_{k,p}$ corresponding to the 2D evolution (see also eq. (A4) in Appendix A) is helicity-independent. This has two consequences:

- (i) in 2D ($\theta = 0$) all couplings between the stream functions (*i.e.* all helical interactions) are equally weighted for a given triad geometry,
- (ii) a stability analysis based on single triads corresponding to 2D dynamics extracted from Eq. (32) gives the same results for all helicity combinations as shown in Ref. 32.

In 2D all interactions therefore lead to an inverse energy cascade and the coupling factor is the same. That is, all classes of helical interactions produce an inverse energy cascade when restricted to the evolution in the plane. Concerning the evolution of the perpendicular component, the coupling factor $(s_q q - s_p p)kp \sin \varphi_{k,p}$ is helicity-dependent in such a way that helical interactions leading to a forward cascade (Classes (III) and (IV)) are higher weighted than those leading to an inverse energy cascade or a mixed energy transfer (Classes (I) and (II)). This confirms that a passive scalar in 2D turbulence should display a direct energy cascade, in accord with the known phenomenology of passive scalar advection in 2D⁴¹, see Appendix B for a further discussion of this point.

Figure 2(a-c) presents the energy spectra of the planar and perpendicular components

$$E^\theta(k) = \frac{1}{2} \sum_{|\mathbf{k}|=k} |\hat{\theta}_{\mathbf{k}}|^2, \quad (38)$$

$$E^{2D}(k) = \frac{1}{2} \sum_{|\mathbf{k}|=k} |\hat{\mathbf{u}}_{\mathbf{k}}^{2D}|^2, \quad (39)$$

and the corresponding fluxes

$$\Pi^\theta(k) = - \sum_{k'=1}^k \sum_{|\mathbf{k}|=k'} \hat{\theta}_{\mathbf{k}} \sum_{\mathbf{k}+\mathbf{p}+\mathbf{q}=0} (i\mathbf{k} \cdot \hat{\mathbf{u}}_{\mathbf{p}}^{2D}) \hat{\theta}_{\mathbf{q}}, \quad (40)$$

$$\Pi^{2D}(k) = - \sum_{k'=1}^k \sum_{|\mathbf{k}|=k'} \hat{\mathbf{u}}_{\mathbf{k}}^{2D} \cdot \sum_{\mathbf{k}+\mathbf{p}+\mathbf{q}=0} (i\mathbf{k} \cdot \hat{\mathbf{u}}_{\mathbf{p}}^{2D}) \hat{\mathbf{u}}_{\mathbf{q}}^{2D}. \quad (41)$$

of the single 2D3C flow and the total, homo- and heterochiral energy fluxes

$$\Pi(k) = - \sum_{k'=1}^k \sum_{|\mathbf{k}|=k'} \hat{\mathbf{u}}_{\mathbf{k}} \cdot \sum_{\mathbf{k}+\mathbf{p}+\mathbf{q}=0} (i\mathbf{k} \cdot \hat{\mathbf{u}}_{\mathbf{p}}) \hat{\mathbf{u}}_{\mathbf{q}}, \quad (42)$$

$$\Pi^{\text{HO}}(k) = - \sum_{k'=1}^k \sum_{|\mathbf{k}|=k'} \sum_{s \in \{+, -\}} \hat{\mathbf{u}}_{\mathbf{k}}^s \cdot \sum_{\mathbf{k}+\mathbf{p}+\mathbf{q}=0} (i\mathbf{k} \cdot \hat{\mathbf{u}}_{\mathbf{p}}^s) \hat{\mathbf{u}}_{\mathbf{q}}^s, \quad (43)$$

$$\Pi^{\text{HE}}(k) = \Pi - \Pi^{\text{HO}}(k), \quad (44)$$

respectively. The data has been obtained by DNS of a 2D3C flow as described in detail in Sec. IV. From Fig. 2(a) we observe clearly the predicted behavior of the 2D and the perpendicular component with $E^{2D}(k)$ displaying an inverse-cascade $k^{-5/3}$ -scaling while $E_\theta(k)$ shows equipartition scaling in the same wavenumber range. As a result, the total energy spectrum $E(k) = E^{2D}(k) + E^\theta(k)$ at $k \sim O(1)$ is mainly given by the 2D component. The separate fluxes $\Pi^{2D}(k)$ and $\Pi^\theta(k)$ are shown in Fig. 2(b), which confirms that the inverse energy flux is exclusively generated by the 2D dynamics, while the perpendicular component θ has zero inverse flux in agreement with the 2D absolute equilibrium scaling of its energy spectrum shown in Fig. 2(a). Interestingly enough, concerning the energy flux in the helical decomposition, the inverse cascade of total energy is given to a large extent by the homochiral fluxes according to Fig. 2(c), which is consistent with the

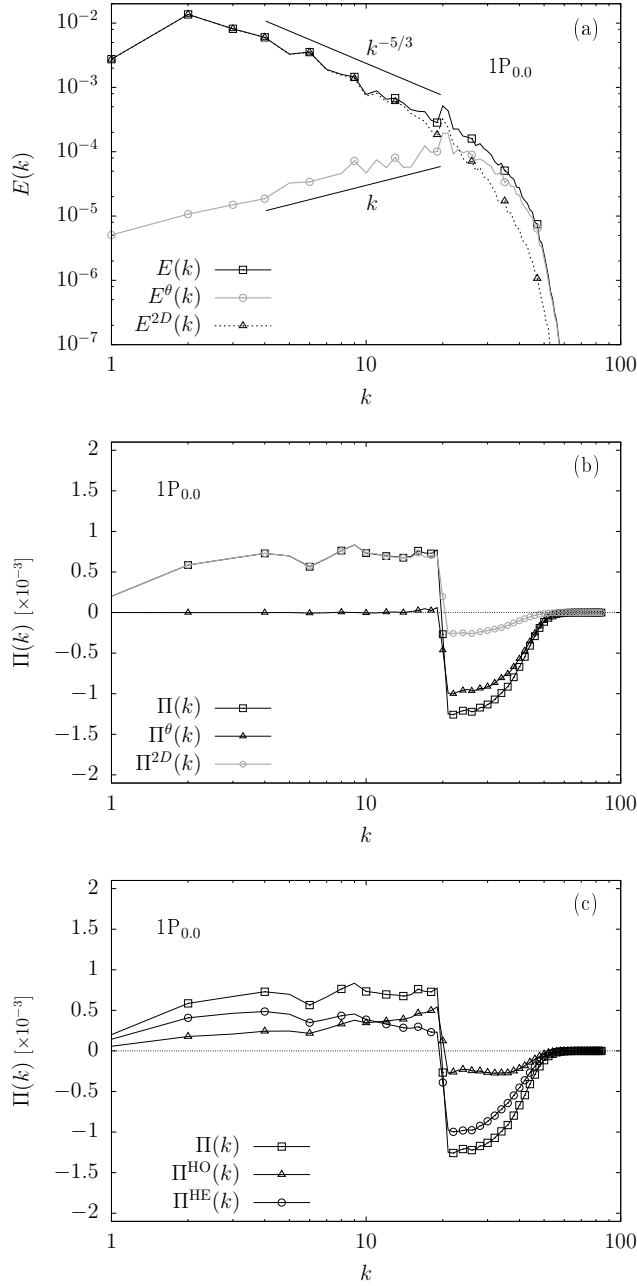


FIG. 2. Decompositions of a single 2D3C flow $1P_{0,0}$. (a) Energy spectra: $E(k)$, $E^{2D}(k)$ and $E^{\theta}(k)$. (b) Fluxes: $\Pi(k)$, $\Pi^{2D}(k)$ and $\Pi^{\theta}(k)$. (c) Fluxes: $\Pi(k)$, $\Pi^{\text{HO}}(k)$ and $\Pi^{\text{HE}}(k)$.

analysis presented in Sec. III B, since homochiral interactions mainly contribute to the evolution in the plane. However, the homochiral flux is not reproducing the total energy flux entirely and heterochiral interactions also contribute to the inverse flux at all scales larger than the forcing scale, as expected for 2D dynamics which must be helicity-insensitive. A more remarkable difference between homo- and heterochiral components of the flux is detectable for scales smaller than the forcing scale, where the homochiral contribution is fully negligible. Notice that $\Pi^{\text{HO}}(k)$ accounts for nearly one-third to one-half of $\Pi(k)$ for $k < k_f$ (see Fig. 2(c)),

which according to Fig. 2(b) is given by the 2D dynamics only. However, the geometry of the nonlinear coupling in the plane suggests that the homo- and heterochiral contributions to the planar dynamics are identical, and one would expect $\Pi^{\text{HO}}(k) \simeq \Pi^{2D}(k)/4$ if the dynamics was purely 2D. However, the heterochiral contribution to $\Pi(k)$ is mostly forward (in the wavenumber range $k > k_f$), hence we expect less energy to be transferred upscale by heterochiral interactions compared to homochiral interactions. In summary, homochiral interactions enhance the 2D physics and lead to a better inverse cascade in 2D3C flows than heterochiral interactions.

IV. NUMERICAL SIMULATIONS

The analytical results shed some light on the fundamental properties of the 2D3C Navier-Stokes equations by disentangling the dynamics of the plane from that of the perpendicular component, and they provided some qualitative results concerning the particular dynamics of homochiral interactions. However, in order to study their effective importance for realistic 3D or quasi 3D flows, we need to perturb the basic 2D3C flows. We do it in different steps. First we start by coupling three 2D3C flows each one restricted on one of the three perpendicular planes (x, y) , (y, z) and (x, z) . The resulting dynamics is not a simple superposition of the three 2D3C dynamics because there will be triads that couple the three planes. Hence, we expect to have a mixture of 2D and 3D phenomenology, depending on the relative weights of triads fully contained in each one of the three planes and triads with vertices on at least two different planes. In particular, the additional inviscid invariants specific to single 2D3C flows are no longer conserved, and the only inviscid invariants of the coupled 2D3C flows are those of the full 3D Navier-Stokes equations, *i.e.*, the total energy and the kinetic helicity. Furthermore, the splitting into two stream functions is not possible any longer.

We carry out two series of simulations, series **1P** refers to the base flow being a single 2D3C flow in the (x, y) -plane while series **3P** consist of three 2D3C flows as the base configuration.

Furthermore, we will also successively decorate both sets of base flow by adding randomly (but quenched in time) modes that are fully 3D, *i.e.* taken blindly in the 3D Fourier space. By changing the percentage α to have 3D modes we will be able to move from $\alpha = 0$ where we have either the **1P** or **3P** configuration to a fully resolved 3D Navier-Stokes case when $\alpha = 1$. We will mainly look for a change in the cascade direction from inverse (2D) to direct (3D), leaving to further studies other important issues as, *e.g.*, the impact on small-scale intermittency. In order to do that we always force the system at small scales and to achieve a large scale separation while still resolving some small-scale turbulence, we use higher or-

der hyperviscous Navier-Stokes equations

$$\partial_t \mathbf{u} = -\nabla \cdot (\mathbf{u} \otimes \mathbf{u}) - \nabla P + \nu(-1)^{n+1} \Delta^n \mathbf{u} + \mathbf{f}, \quad (45)$$

$$\nabla \cdot \mathbf{u} = 0, \quad (46)$$

where \mathbf{v} denotes the velocity field, P the pressure, ν the (hyper)viscosity, \mathbf{f} an external force and $n = 4$ the power of the Laplacian. Equations (45)-(46) are stepped forwards in time using a pseudospectral code with full dealiasing according to the two-thirds rule⁴² on 256^3 collocation points in a triply periodic domain V of size $L = 2\pi$, such that the smallest resolved wavenumber is $k_{\min} = 1$ and the largest resolved wavenumber is $k_{\max} = 85$. The external force \mathbf{f} is given by a $\delta(t)$ -correlated random process in Fourier space

$$\langle \hat{\mathbf{f}}_{\mathbf{k}}(t) \hat{\mathbf{f}}_{\mathbf{q}}^*(t') \rangle = F \delta_{\mathbf{k}, \mathbf{q}} \delta(t - t') \hat{Q}_{\mathbf{k}}, \quad (47)$$

where $\hat{Q}_{\mathbf{k}}$ is a projector applied to guarantee incompressibility and F is nonzero in a given band of Fourier modes concentrated at intermediate to small scales $k_f \in [20, 21]$. The magnitude of the forcing $F = 0.15$ and the value of the hyperviscosity $\nu = 1.8 \times 10^{-13}$ are the same for all simulations. Depending on the type of simulation, Eqs. (45)-(46) are Galerkin projected on the appropriate subspaces, *i.e.* the (x, y) -plane in isolation or the (x, y) , (y, z) and (x, z) -planes only. The same can be done when we randomly add modes in the whole Fourier space. This is achieved through a probabilistic projector \mathfrak{P}_α acting on the velocity field⁴³⁻⁴⁵ in the volume outside the planes

$$\mathbf{u}_\alpha(\mathbf{x}, t) \equiv \mathfrak{P}_\alpha \mathbf{u}(\mathbf{x}, t) = \sum_{\mathbf{k} \in \mathbb{Z}} \gamma_{\mathbf{k}} \hat{\mathbf{u}}_{\mathbf{k}}(t) e^{i\mathbf{k} \cdot \mathbf{x}}, \quad (48)$$

where

$$\gamma_{\mathbf{k}} = \begin{cases} 1 & \text{with probability } \alpha, \\ 0 & \text{with probability } (1 - \alpha), \end{cases}$$

for $0 \leq \alpha \leq 1$. The projector \mathfrak{P}_α is determined at the start of the simulation and remains unchanged afterwards. In order to guarantee that the evolution of the projected field \mathbf{u}_α remains in the same subspace $V_\alpha \equiv \mathfrak{P}_\alpha(V)$, the nonlinear term in the Navier-Stokes equations must be re-projected at each iteration step. A summary of specifications of the simulations including the chosen values of α is provided in table I. In the following we will use the short-hand notation $3P_\alpha$ and $1P_\alpha$ to indicate simulations starting from a basic 1P or 3P configuration with a given value of α .

A. 3 Coupled 2D3C-flows

Before discussing the effect of additional 3D modes, we describe the evolution of the two base configurations $1P_{0.0}$ and $3P_{0.0}$, that is, a single 2D3C flow and three coupled 2D3C flows. The single 2D3C flow is expected to display an inverse cascade of the 2D component while the third component evolves as a passive scalar. The coupled 2D3C flows should also display an inverse cascade corresponding to decoupled or weakly coupled

	1P _{0.0}	1P _{0.01}	1P _{0.05}	1P _{0.1}	1P _{0.15}	1P _{0.2}	1P _{0.3}
α	0.0	0.01	0.05	0.1	0.15	0.2	0.3
ε [$\times 10^{-3}$]	1.3	1.3	2	2.7	2.5	3	3.2
U	0.42	0.42	0.33	0.2	0.18	0.18	0.17
ℓ	1.2	1.2	0.7	0.18	0.15	0.132	0.128
t/T_f	90	90	90	90	90	90	90

	3P _{0.0}	3P _{0.01}	3P _{0.05}	3P _{0.1}	3P _{0.15}	3P _{0.2}	3P _{0.3}
α	0.0	0.01	0.05	0.1	-	-	0.3
ε [$\times 10^{-3}$]	6	6	6	6	-	-	6
U	0.41	0.36	0.27	0.24	-	-	0.2
ℓ	0.45	0.33	0.15	0.14	-	-	0.128
t/T_f	90	90	45	45	-	-	45

TABLE I. Specifications of the numerical simulations. Series 1P corresponds to a single 2D3C base flow and series 3P to a three coupled 2D3C base flows. The fraction of added 3D modes is denoted by α , ε is the dissipation rate, $U = \sqrt{2E}$ the root-mean-square velocity, $\ell = (\pi/2U^2) \int dk E(k)/k$ the integral scale, and t/T_f the run time in units of forcing-scale eddy turnover time $T_f = (2\pi/(Fk_f))^{1/2}$. The values for U , ℓ and ε are time averages for runs reaching stationary state and otherwise correspond to values taken at the end of the simulations.

2D3C dynamics. However, although the three planes may be weakly coupled at small scales, at the large scales, *i.e.* small k , the coupling will become more significant due to a larger relative fraction of triads coupling wavevectors of the three planes. Hence, their coupling should produce 3D dynamics and the inverse energy transfer which does not lead to the formation of a large-scale condensate. This is exactly the opposite of what typically happens in geophysical flows, where the small-scale dynamics is almost 3D and only the large scale evolution is feeling the 2D confinement. Our three-plane 2D3C configuration has a reverted behavior. The time evolution of the total energy for configurations $1P_{0.0}$ and $3P_{0.0}$ is shown in Fig. 4(a), and we clearly observe that the kinetic energy of the single 2D3C flow grows linearly, which is a tell-tale sign of an inverse energy cascade, while the coupled 2D3C dynamics results eventually in the formation of a stationary state as expected. Figure 4(b) shows the total energy spectra corresponding to snapshots at $t/T_f = 13$ and $t/T_f = 66$ in the time evolution of both configurations corresponding to the arrows in Fig. 4(a). As can be seen, both configurations show an inverse cascade $k^{-5/3}$ -scaling at $k < k_f$, which it stops around $k = 10$ for run $3P_{0.0}$ while it continues to larger scales for run $1P_{0.0}$, as expected. Visualizations of the two base configurations are shown in Fig. 3, where it can be seen that the single 2D3C dynamics results in the formation of large-scale structures while that of the coupled 2D3C dynamics does not.

The energy fluxes $\Pi(k)$ for both configurations are shown in Figs. 5(a-c) at $t/T_f = 13$, $t/T_f = 27$ and $t/T_f = 66$, respectively. At early times in the evolution ($t/T_f = 13$) we observe a clear inverse energy flux in both runs. As can be seen by comparison of the three

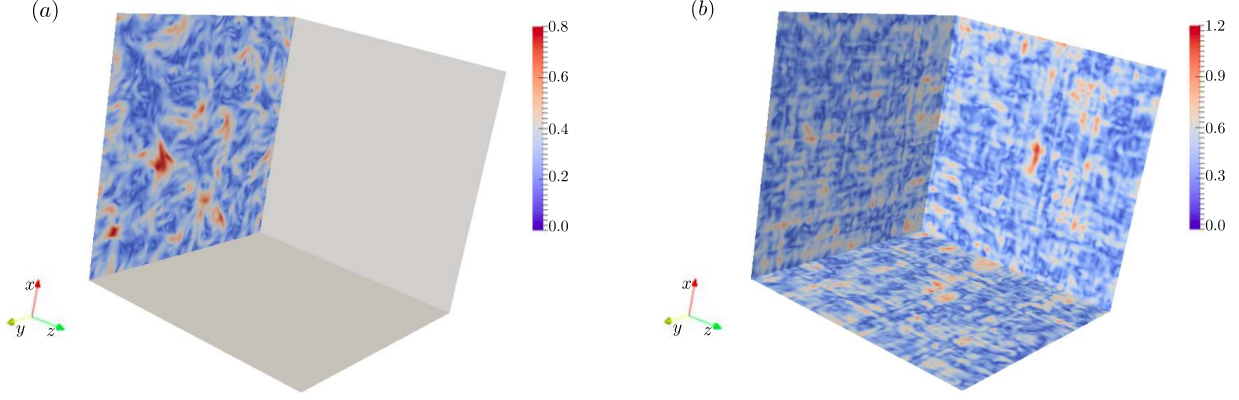


FIG. 3. Visualizations of the kinetic energy of a 2D3C flow $1P_{0.0}$ (a) and three coupled 2D3C flows $3P_{0.0}$ (b). The characteristic cross-pattern visible in panel (b) results from the coupling of the respective perpendicular components of the single 2D3C flows in the three planes.

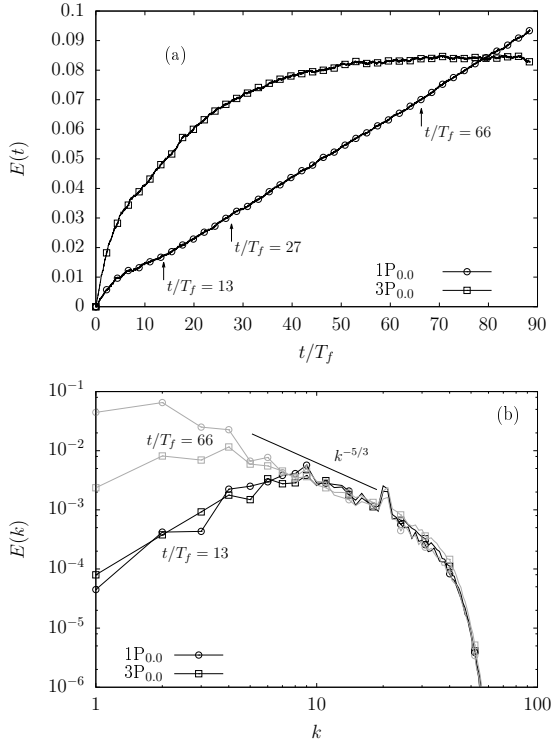


FIG. 4. (a) $E(t)$ temporal evolution for single $1P_{0.0}$ (open circles) and three coupled 2D3C flows, $3P_{0.0}$ (open squares). (b) $E(k)$ for $1P_{0.0}$ (open circles) and $3P_{0.0}$ (open squares), measured at time $t/T_f = 13$ (black lines) and $t/T_f = 66$ (gray lines) during the evolution.

figures, the inverse flux remains for run $1P_{0.0}$, while it diminishes as run $3P_{0.0}$ approaches the stationary state. Figure 5(c) corresponds to a snapshot in time after saturation of run $3P_{0.0}$, and we observe that the inverse flux corresponding to run $3P_{0.0}$ now nearly vanishes. In the present setup this does not imply that no energy is transferred into the large scales, since the corresponding

energy spectrum shown in Fig. 4(b) has not transitioned to an equipartition spectrum as would be the case for a fully 3D flow subject to small-scale forcing⁴⁶. As such, the absence of a pronounced inverse flux must result from a balance between inverse and forward fluxes leading to a stationary state and it cannot be interpreted as a sign of a transition to fully 3D dynamics. The latter point is further discussed in the context of the contribution of homo- and heterochiral contributions to the total flux in Sec. IV C.

B. 2D-3D transition

Having described the main features of the base configurations $1P_{0.0}$ and $3P_{0.0}$, we now proceed to an investigation of the transition to fully 3D dynamics in both configurations. The time evolution of the total energy for each run in the two DNS series 1P and 3P corresponding to different percentage $0 \leq \alpha \leq 0.3$ of added 3D Fourier modes is presented in Fig. 6(a) and (b), respectively. For both series we observe that by increasing α a stationary state is reached earlier in time and with a lower total energy. Furthermore, in both cases no significant difference in the evolution of the total energy can be seen already for $\alpha = 0.2$ and larger. For series $1P_\alpha$ the results shown in Fig. 6(a) suggest that the transition from 2D to 3D dynamics appears to occur at $\alpha < 0.2$, as run $1P_{0.2}$ does not show any transient inverse transfer while run $1P_{0.1}$ shows initially an inverse energy transfer which saturates around $t/T_f = 17$. In contrast, the transition occurs faster as a function of α for series 3P, as run $3P_{0.05}$ reaches a stationary state at $t/T_f = 13$ already and run $3P_{0.1}$ does not display an inverse energy transfer at all.

These results are further substantiated by measurements of the energy spectra for the two series of DNSs obtained either during stationary state where applicable, or other-

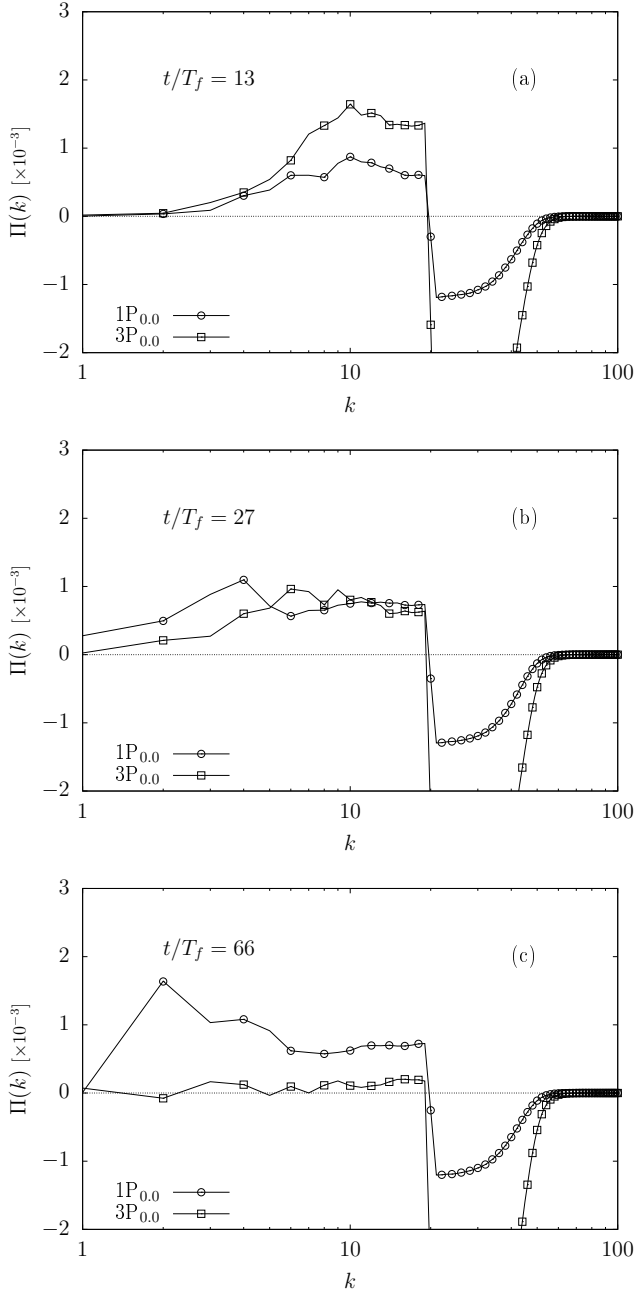


FIG. 5. $\Pi(k)$ for a single $1P_{0.0}$ (open circles) and three coupled 2D3C flows $3P_{0.0}$ (open squares) at $t/T_f = 13$ (a), $t/T_f = 27$ (b), $t/T_f = 66$ (c).

wise by time averaging over a short interval at late times in the simulation. The shape of the energy spectrum at wavenumber $k < k_f$ depends on the dimensionality of the flow and the direction of the energy flux. In particular, in fully 3D dynamics the absence of an inverse total energy flux results in the Fourier modes \mathbf{u}_k in the range $k < k_f$ being in statistical equilibrium with equally distributed kinetic energy amongst them^{46–48}. Any residual inverse energy flux will perturb this equilibrium state and hence will result in deviations from the expected scaling of the energy spectra. Figures 7(a) and (b) show the energy spectra for series 1P and 3P, respectively, compensated

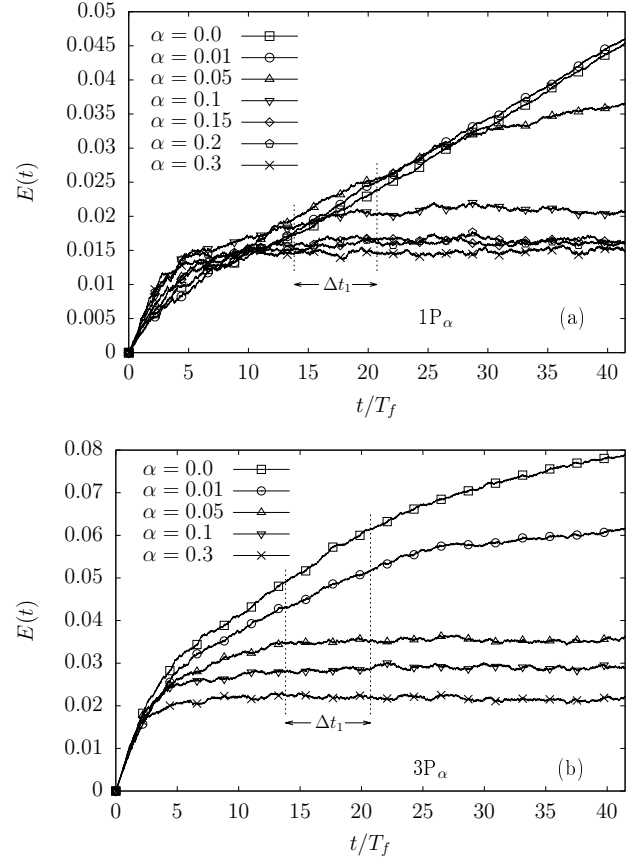


FIG. 6. $E(t)$ as a function of time for different α . (a) Single 2D3C flow $1P_\alpha$. (b) Three coupled 2D3C flows $3P_\alpha$.

with the absolute equilibrium prediction corresponding to the fraction of added 3D modes

$$E_\alpha^{equil}(k) \sim k^{D_\alpha(k)-1}, \quad (49)$$

where $D_\alpha(k) = 3$ for $\alpha = 1$, $D_\alpha(k) = 2$ for $\alpha = 0$, while for $\alpha \neq 0, 1$ the value of $D_\alpha(k)$ is determined numerically by brute force counting the number of active modes in a given wavenumber shell. As can be seen from Fig. 7(a), run $1P_{0.1}$ is not in equilibrium yet while $1P_{0.2}$ is. For series 3P, according to Fig. 7(b) run $3P_{0.05}$ is already in equilibrium while $3P_{0.01}$ is not. A quantitative difference between the two cases could be expected due to the presence of a larger number of possible 3D triads that can form in series 3P compared to series 1P.

In order to describe the transition from 2D to 3D turbulence more quantitatively, we determine the deviation of the respective energy spectra from absolute equilibrium scaling as a function of α . For this purpose the slopes of the compensated energy spectra shown in Fig. 7 for different values of α have been measured through least-squares fits with results shown in Fig. 8 for both series of simulations. The results presented in the figure place the value of α at which the transition occurs in the range $0.01 \leq \alpha \leq 0.05$ for series 3P and in the range $0.1 \leq \alpha \leq 0.2$ for series 1P. In Appendix C we present a rough theoretical argument predicting the critical value

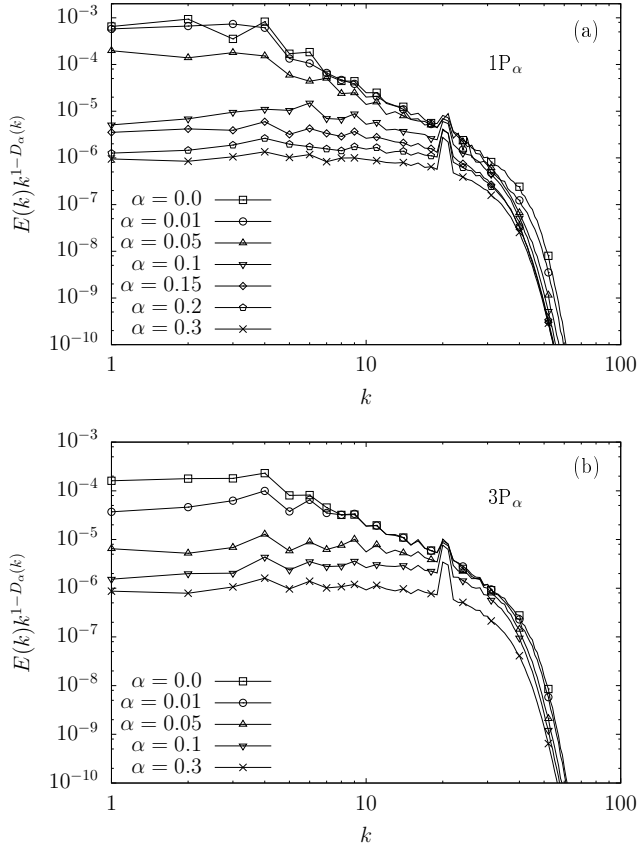


FIG. 7. $E(k)$ for different α compensated with the respective absolute equilibrium prediction. (a) Single 2D3C flow $1P_\alpha$, (b) three coupled 2D3C flows $3P_\alpha$.

$\alpha \simeq 0.13$ based only on the geometric structure of the nonlinearities for the $1P_\alpha$ configuration. The inset of Fig. 8 shows measurements of the time-derivative of the total energy $E(t)$ for all runs from series 1P and 3P, where $\langle \partial_t E \rangle = \text{const} \neq 0$ indicates the presence of an inverse cascade while $\langle \partial_t E \rangle \simeq 0$ is satisfied in the stationary state. Angled brackets denote a temporal average. Owing to the saturation effect that occurs eventually even in the base configuration $3P_{0.0}$, the measured values of $\langle \partial_t E \rangle$ depend on the interval the time-derivative is averaged over.

Visualizations of the flows obtained by adding a fraction α of 3D modes to the two base configurations are shown for both series in Figs. 10(a)-12(a), where Fig. 10(a) corresponds to a single 2D3C flow with $\alpha = 0.05$ ($1P_{0.05}$) while Fig. 11(a) shows to a three coupled 2D3C flows with $\alpha = 0.01$ ($3P_{0.01}$). The respective values of α correspond to perturbed 2D3C flows before the transition to 3D dynamics has taken place. From Fig. 10(a) we observe that the flow now shows some variations along the z -axis, however, the main features of 2D evolution such as the formation of large-scale structures, are still visible. In contrast, the coupled 2D3C flows with $\alpha = 0.01$ presented in Fig. 11(a) shows no such structure, although the characteristic pattern of the coupled 2D3C dynamics is still visible.

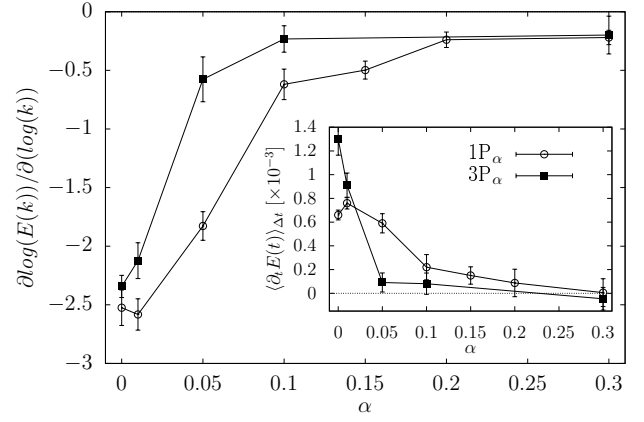


FIG. 8. Slopes of $E(k)k^{1-D_\alpha(k)}$ shown in Fig. 7, in the range $6 \leq k \leq 16$, as a function of α . (Inset) Slope of $E(t)$ shown in Fig. 6, in the range $13 \leq \Delta t_1 \leq 27$. The slopes are obtained by least-squares fits and the error bars correspond to the fitting error.

C. Homo- and heterochiral subfluxes during the 2D-3D transition

In this section we investigate the behavior of the energy subfluxes corresponding to homo- and heterochiral interactions during the transition from 2D to 3D turbulence. According to the arguments presented in Sec. IIIB, it can be expected that the qualitative behavior of the homochiral subfluxes remains unaltered during the transition while the heterochiral subflux should visibly change.

Figure 9(a) presents $E^{2D}(k)$ and $E^\theta(k)$ for one of the three planes. As can be seen, unlike for a single 2D3C flow shown in Fig. 2(a), θ is no longer in equipartition. Furthermore, $E^{2D}(k)$ now only shows a partial inverse-cascade $k^{-5/3}$ -scaling at $k < k_f$. Both observations are consistent with the coupled 2D3C flow becoming partly 3D. This is also reflected in the fluxes $\Pi(k)$, $\Pi^{\text{HO}}(k)$ and $\Pi^{\text{HE}}(k)$ shown in Fig. 9(b) before saturation and in Fig. 9(c) after saturation. We now observe that $\Pi^{\text{HO}}(k)$ dominates the total flux at intermediate scales while $\Pi^{\text{HE}}(k)$ has changed from 2D to 3D behavior, leading to cancellations between the two and hence a lower total inverse energy flux compared to the single 2D3C case where all helical combination lead to an inverse cascade (see Fig. 2(c)). After saturation the homo- and heterochiral subfluxes nearly cancel out and the average total inverse flux vanishes. Hence the dynamics of the coupled 2D3C flows is consistent with a qualitative picture of competing 2D and 3D dynamics, even without a further addition of 3D modes in the volume.

The latter is further supported by the observations made from the total, homo- and heterochiral fluxes for runs $1P_{0.05}$ and $3P_{0.01}$ shown in Figs. 10(b) and 11(b), respectively, where we also find that the homochiral flux begins to dominate the total energy flux at intermediate scales larger than the forcing scale, while the heterochiral

flux is changing sign. In particular for run $1P_{0.05}$ shown in Fig. 10(b) we observe partial 2D and 3D dynamics at different scales. In summary, the qualitative behavior of the homochiral dynamics is robust under the transition from 2D to 3D turbulence, while the behavior of heterochiral energy transfers changes, leading eventually to a depletion of the total inverse energy flux. The change of the heterochiral interactions is due to more and more out-of-plane couplings becoming available at the large scales, which according to the results in Sec. III C dominate over the heterochiral contribution to the inverse energy transfer in the planes. Once the transition to 3D dynamics is complete, all fluxes tend to zero in the wavenumber range $k < k_f$ as shown representatively in Fig. 12(b) for run $3P_{0.3}$. This behavior can be expected, since the heterochiral interactions are transferring energy downscale very efficiently, before any upscale energy transfer due to homochiral interactions can be established.

The results on the behavior of homo- and heterochiral interactions in isolation suggests that homochiral 2D3C subdynamics enhance the 2D physics. They are almost 2D in the sense that they conserve the total enstrophy. Their dynamical role seems to persist during the 2D3C to 3D transition despite the system becoming increasingly 3D and conserving only the usual 3D inviscid invariants E and H .

V. CONCLUSIONS

We have investigated the structure and the dynamics of 2D3C flows, which can be seen as the basic building blocks of 3D turbulence, through numerical simulations and analytical work. Using the Fourier helical decomposition, we have shown that any 2D3C flow can be described through two stream functions corresponding to the two helical sectors of the velocity field. As a result, a homochiral 2D3C flow is described by one stream function only. The projection onto the submanifold corresponding to the homochiral dynamics enforces a correlation between the component $\theta\hat{z}$ of the velocity field perpendicular to the (x, y) -plane and the vorticity of the planar component $\omega\hat{z}$. Hence a homochiral 2D3C flow can never be purely 2D and θ ceases to obey the same equations of a passive scalar. The projection operation also results in the inviscid conservation of the total enstrophy, hence the total 3D kinetic energy confined to the homochiral submanifold must display an inverse cascade. We explore the transition from a 2D3C to a full 3D dynamics by coupling several 2D3C flows through a set of suitably designed direct numerical simulations (DNS). We found that the coupling of three 2D3C flows on mutually orthogonal planes leads to a stationary regime where $\Pi(k) \simeq 0$ due to competing subfluxes $\Pi^{HE}(k) \simeq -\Pi^{HO}(k)$. Unlike in full 3D configurations subject to small-scale forcing, the kinetic energy is not equally distributed amongst the Fourier modes at wavenumbers corresponding to scales larger than the forcing scale, and we obtain stationary out-of-equilibrium 3D dynamics at the

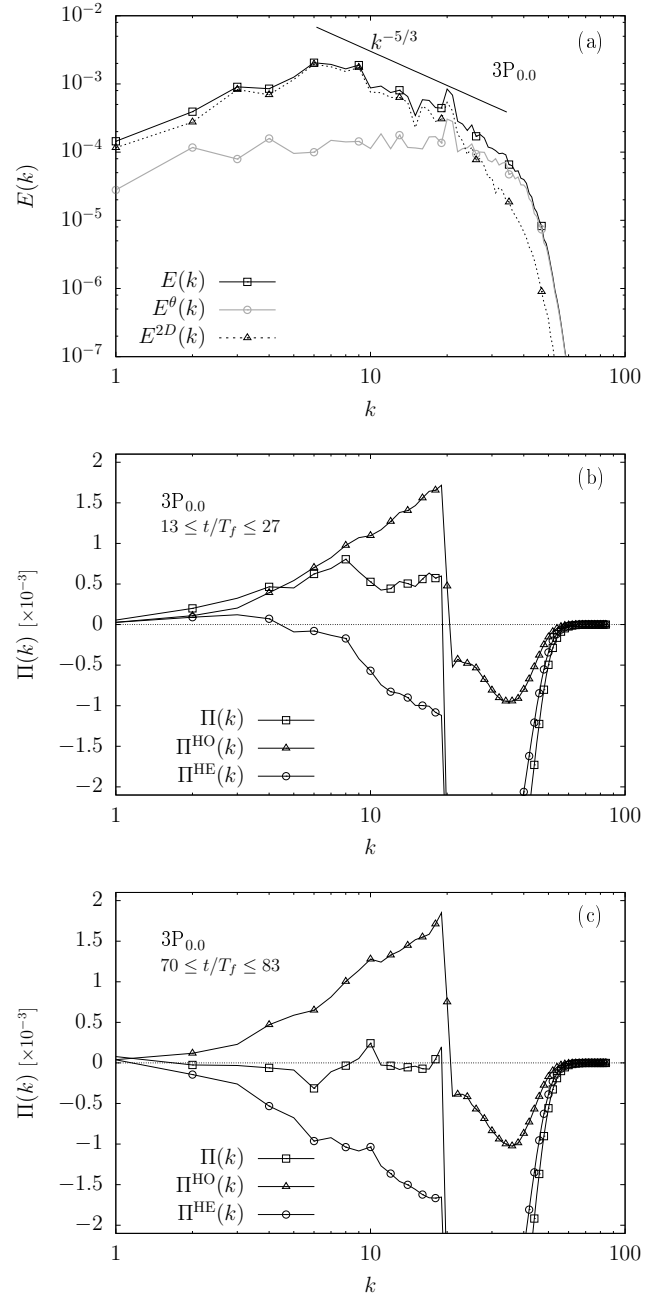


FIG. 9. Three coupled 2D3C flows $3P_{0.0}$. (a) Energy spectra $E(k)$, $E^{2D}(k)$ and $E^{\theta}(k)$. (b)-(c) Energy flux $\Pi(k)$ and subfluxes $\Pi^{HO}(k)$, $\Pi^{HE}(k)$ averaged in the time range $t/T_f \in [13, 27]$ and $t/T_f \in [70, 83]$ respectively. Although $\Pi(k) \simeq 0$ at $k < k_f$ in the statistically steady configuration in panel (c), the system is out of equilibrium since $\Pi(k)$ vanishes owing to competing forward and backward subfluxes.

energy containing scales. The situation is also the opposite of what typically happens in geophysical situations, here the flow is 2D at high wavenumbers and becomes 3D only at large scales. The transition between 2D and 3D turbulence has been further explored through adding a percentage of 3D Fourier modes in the whole volume. We found that the homochiral sector tends to transfer energy upward always, while heterochiral triads start to

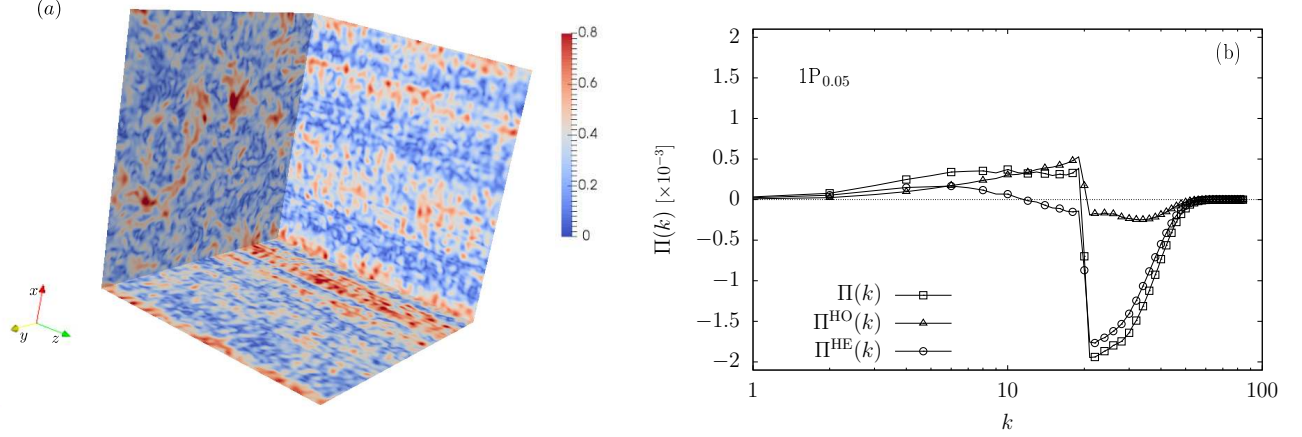


FIG. 10. (a) Visualization of the kinetic energy of one velocity configuration during the time evolution of $1P_{0.05}$: 2D3C flow with $\alpha = 0.05$. (b) $\Pi(k)$ and its two different helical components $\Pi^{\text{HO}}(k)$ and $\Pi^{\text{HE}}(k)$ corresponding to $1P_{0.05}$.

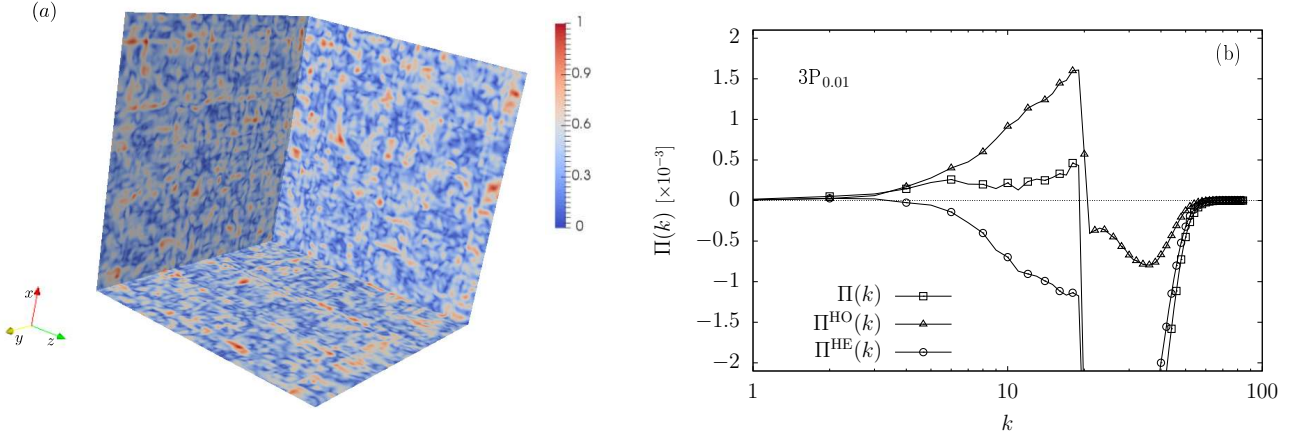


FIG. 11. (a) Visualization of the kinetic energy of one velocity configuration during the time evolution of $3P_{0.01}$: three coupled 2D3C flows with $\alpha = 0.01$. (b) $\Pi(k)$ and its two different helical components $\Pi^{\text{HO}}(k)$ and $\Pi^{\text{HE}}(k)$ corresponding to $3P_{0.01}$.

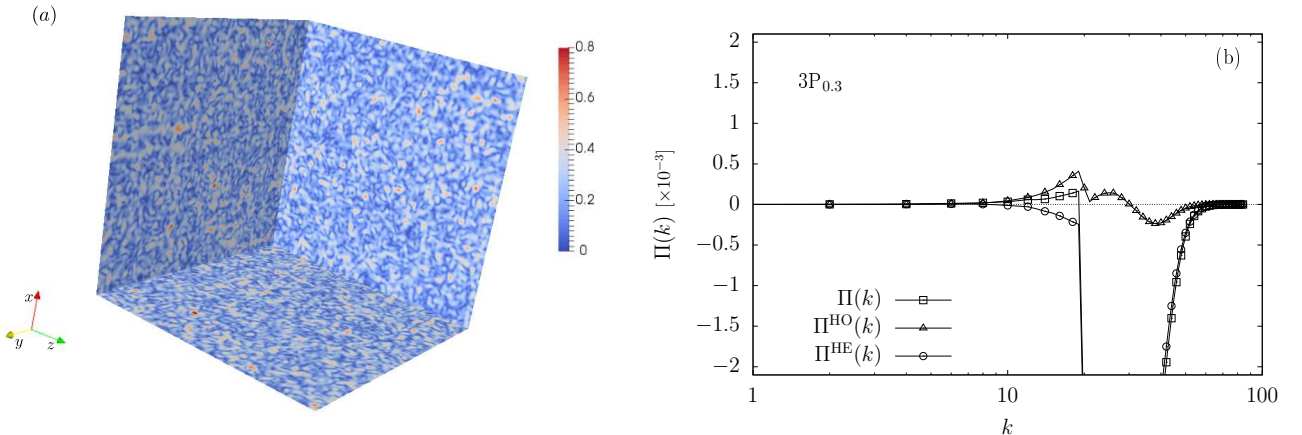


FIG. 12. (a) Visualization of the kinetic energy of one velocity configuration during the time evolution of $3P_{0.3}$: three coupled 2D3C flows with $\alpha = 0.3$. (b) $\Pi(k)$ and its two different helical components $\Pi^{\text{HO}}(k)$ and $\Pi^{\text{HE}}(k)$ corresponding to $3P_{0.3}$.

transfer energy to small scales as soon as a small percentage $\sim 10\%$ of modes occupy the whole Fourier space isotropically. We also present a rough argument based on a geometrical balance of 2D-3D triads to predict such a transition. In conclusions, we have shown that it is possible to shed further lights on the entangled dynamics of 2D-2D3C-3D flows by using a decomposition in helical waves and by performing suitable numerical experiments meant to restrict the dynamics on different submanifolds.

ACKNOWLEDGMENTS

We thank one of the anonymous referees for their interesting remark about Ekman friction in the context of the helical decomposition. The research leading to these results has received funding from the European Union's Seventh Framework Programme (FP7/2007-2013) under grant agreement No. 339032. We acknowledge very useful discussions with B. Gallet and previous collaborations on similar topics with R. Benzi, P. Perlekar, G. Sahoo and F. Toschi.

Appendix A: Geometric factors for 2D and perpendicular evolution equations

In order to separate the evolution in the plane from that in the perpendicular direction, we further decompose the helical basis vectors

$$\mathbf{h}_{\mathbf{k}}^{s_k} = \mathbf{h}_{\mathbf{k}}^{2D} + \mathbf{h}_{\mathbf{k}}^{s_k, \theta}, \quad (\text{A1})$$

where the projection on the plane

$$\mathbf{h}_{\mathbf{k}}^{2D} \equiv \begin{pmatrix} i\hat{k}_y \\ -i\hat{k}_x \\ 0 \end{pmatrix}, \quad (\text{A2})$$

is helicity-independent and $\hat{\mathbf{k}} = \mathbf{k}/k$. The perpendicular component carries all information on helicity, it is defined as

$$\mathbf{h}_{\mathbf{k}}^{s_k, \theta} \equiv \begin{pmatrix} 0 \\ 0 \\ s_k \end{pmatrix}, \quad (\text{A3})$$

such that $\mathbf{h}_{\mathbf{k}}^{-, \theta} = -\mathbf{h}_{\mathbf{k}}^{+, \theta}$, and we define $\mathbf{h}_{\mathbf{k}}^\theta \equiv \mathbf{h}_{\mathbf{k}}^{+, \theta} = \hat{\mathbf{z}}$. The planar and perpendicular components of the evolution equation Eq. (31) can now be obtained by taking the inner product of Eq. (31) with the appropriate basis vector. For the planar component we obtain

$$\begin{aligned} \partial_t k(\hat{\psi}_{\mathbf{k}}^+ + \hat{\psi}_{\mathbf{k}}^-)^* &= \frac{1}{2} \sum_{\mathbf{k}+\mathbf{p}+\mathbf{q}=0} \sum_{s_p, s_q} \frac{p^2 - q^2}{k} \\ &\times kp \sin \varphi_{k,p} \hat{\psi}_{\mathbf{p}}^{s_p} \hat{\psi}_{\mathbf{q}}^{s_q}, \end{aligned} \quad (\text{A4})$$

where $\varphi_{k,p}$ is the angle between wavevectors \mathbf{k} and \mathbf{p} (see below). As expected, the coupling factor $\frac{p^2 - q^2}{k} kp \sin \varphi_{k,p}$

is helicity-independent. For the perpendicular component we obtain

$$\begin{aligned} \partial_t k(\hat{\psi}_{\mathbf{k}}^+ - \hat{\psi}_{\mathbf{k}}^-)^* &= \frac{1}{2} \sum_{\mathbf{k}+\mathbf{p}+\mathbf{q}=0} \sum_{s_p, s_q} (s_p p - s_q q) \\ &\times kp \sin \varphi_{k,p} \hat{\psi}_{\mathbf{p}}^{s_p} \hat{\psi}_{\mathbf{q}}^{s_q}, \end{aligned} \quad (\text{A5})$$

where the coupling factor $(s_p p - s_q q) kp \sin \varphi_{k,p}$ now depends on the helicities of the stream functions. The coupling factors are calculated by taking the inner product of $\mathbf{h}_{\mathbf{p}}^{s_p} \times \mathbf{h}_{\mathbf{q}}^{s_q}$ with either $\mathbf{h}_{\mathbf{k}}^{2D}$ (2D) or $\mathbf{h}_{\mathbf{k}}^\theta$. We first calculate

$$\mathbf{h}_{\mathbf{p}}^{s_p} \times \mathbf{h}_{\mathbf{q}}^{s_q} = \begin{pmatrix} i\hat{p}_y \\ -i\hat{p}_x \\ s_p \end{pmatrix} \times \begin{pmatrix} i\hat{q}_y \\ -i\hat{q}_x \\ s_q \end{pmatrix} = \begin{pmatrix} -is_q \hat{p}_x + is_p \hat{q}_x \\ -is_q \hat{p}_y + is_p \hat{q}_y \\ \hat{p}_y \hat{q}_x - \hat{p}_x \hat{q}_y \end{pmatrix}. \quad (\text{A6})$$

For the 2D geometric factor we obtain

$$\begin{aligned} \mathbf{h}_{\mathbf{k}}^{2D} \cdot (\mathbf{h}_{\mathbf{p}}^{s_p} \times \mathbf{h}_{\mathbf{q}}^{s_q}) &= \begin{pmatrix} i\hat{k}_y \\ -i\hat{k}_x \\ 0 \end{pmatrix} \cdot \begin{pmatrix} -is_q \hat{p}_x + is_p \hat{q}_x \\ -is_q \hat{p}_y + is_p \hat{q}_y \\ \hat{p}_y \hat{q}_x - \hat{p}_x \hat{q}_y \end{pmatrix} \\ &= -(\hat{\mathbf{k}} \times (s_q \hat{\mathbf{p}} - s_p \hat{\mathbf{q}}))_z, \end{aligned} \quad (\text{A7})$$

such that the coupling factor in front of $\hat{\psi}_{\mathbf{p}}^{s_p} \hat{\psi}_{\mathbf{q}}^{s_q}$ in Eq. (A4) becomes

$$\begin{aligned} (s_p p - s_q q) pq \mathbf{h}_{\mathbf{k}}^{2D} \cdot (\mathbf{h}_{\mathbf{p}}^{s_p} \times \mathbf{h}_{\mathbf{q}}^{s_q}) &= -(s_p p - s_q q) (\hat{\mathbf{k}} \times (s_q q \hat{\mathbf{p}} - s_p p \hat{\mathbf{q}}))_z \\ &= -(s_p p - s_q q) (\hat{\mathbf{k}} \times (s_q \hat{\mathbf{p}} + s_p \hat{\mathbf{p}}))_z \\ &= -\frac{p^2 - q^2}{k} kp \sin \varphi_{k,p}, \end{aligned} \quad (\text{A8})$$

where the triad condition $\mathbf{k} + \mathbf{p} + \mathbf{q} = 0$ was used in the second step. For the geometric factor in the perpendicular component we obtain

$$\mathbf{h}_{\mathbf{k}}^\theta \cdot (\mathbf{h}_{\mathbf{p}}^{s_p} \times \mathbf{h}_{\mathbf{q}}^{s_q}) = \begin{pmatrix} 0 \\ 0 \\ 1 \end{pmatrix} \cdot \begin{pmatrix} -is_q \hat{p}_x + is_p \hat{q}_x \\ -is_q \hat{p}_y + is_p \hat{q}_y \\ \hat{p}_y \hat{q}_x - \hat{p}_x \hat{q}_y \end{pmatrix} = -(\hat{\mathbf{p}} \times \hat{\mathbf{q}})_z, \quad (\text{A9})$$

such that the coupling factor in front of $\hat{\psi}_{\mathbf{p}}^{s_p} \hat{\psi}_{\mathbf{q}}^{s_q}$ in Eq. (A5) becomes

$$\begin{aligned} (s_p p - s_q q) pq \mathbf{h}_{\mathbf{k}}^\theta \cdot (\mathbf{h}_{\mathbf{p}}^{s_p} \times \mathbf{h}_{\mathbf{q}}^{s_q}) &= -(s_p p - s_q q)(\hat{\mathbf{p}} \times \hat{\mathbf{q}})_z \\ &= -(s_p p - s_q q)(\hat{\mathbf{k}} \times \hat{\mathbf{p}})_z \\ &= -(s_p p - s_q q) kp \sin \varphi_{k,p}, \end{aligned} \quad (\text{A10})$$

where the triad condition $\mathbf{k} + \mathbf{p} + \mathbf{q} = 0$ was used in the second step.

Appendix B: Passive scalar evolution in 2D turbulence

The helical decomposition of the 2D3C flow can formally be applied to the dynamics of a passive scalar θ in 2D turbulence by defining

$$\psi^+ \equiv \frac{1}{2}(\psi + (-\Delta)^{-1/2}\theta) \quad \text{and} \quad \psi^- \equiv \frac{1}{2}(\psi - (-\Delta)^{-1/2}\theta), \quad (\text{B1})$$

where ψ is the stream function of the 2D flow. The decomposition in Fourier space is then

$$\hat{\psi}_{\mathbf{k}}^+ = \frac{1}{2}(\hat{\psi}_{\mathbf{k}} + \hat{\theta}_{\mathbf{k}}/k) \quad \text{and} \quad \hat{\psi}_{\mathbf{k}}^- = \frac{1}{2}(\hat{\psi}_{\mathbf{k}} - \hat{\theta}_{\mathbf{k}}/k). \quad (\text{B2})$$

The Fourier-space evolution equations for $\hat{\psi}_{\mathbf{k}}$ and $\hat{\theta}_{\mathbf{k}}$

$$\partial_t \hat{\psi}_{\mathbf{k}}^* = \sum_{\mathbf{k}+\mathbf{p}+\mathbf{q}=0} \frac{p^2 - q^2}{k^2} kp \sin \varphi_{k,p} \hat{\psi}_{\mathbf{p}} \hat{\psi}_{\mathbf{q}}, \quad (\text{B3})$$

$$\partial_t \hat{\theta}_{\mathbf{k}}^* = \frac{1}{2} \sum_{\mathbf{k}+\mathbf{p}+\mathbf{q}=0} kp \sin \varphi_{k,p} (\hat{\psi}_{\mathbf{p}} \hat{\theta}_{\mathbf{q}} - \hat{\psi}_{\mathbf{q}} \hat{\theta}_{\mathbf{p}}), \quad (\text{B4})$$

correspond in the helical decomposition to Eqs. (A4) and (A5), respectively. Following the discussion in Sec. III B, the passive scalar evolution is therefore dominated by ‘heterochiral’ interactions, which according to the stability arguments in Ref. 32 would indicate that E^θ should display a forward cascade. We note that a direct stability analysis of single-triad dynamical systems derived from Eqs. (B3) and (B4) in conjunction is not possible because the usual trick using 2^{nd} -order time derivatives does not lead to closed equations for the passive scalar. However, for an active scalar it may work. This problem does not arise for triads involving only the stream function, the stability analysis for the 2D dynamics has been carried out in Ref. 32.

Appendix C: 2D-3D transition: Attempt to calculate percentage of 3D triads necessary for transition

Assuming that the direction of the cascade is determined by the geometrical constraints *only*, it is possible to estimate the percentage of 3D triads that need to be active in order to change from 2D to 3D turbulence. This assumption is quite drastic, hence the results can only serve as guidance.

The aim is to calculate the flux coming from the 2D dynamics and the fraction of added 3D-triads and determine when it changes sign. Following the ideas introduced by Kraichnan¹ and Waleffe³², we consider the energy flux in the inertial range (see Refs. 1 and 32 for details)

$$\begin{aligned} \Pi(k) = & \sum_{i=1}^8 \int_0^1 dv \int_1^{1+v} dw \\ & \times \left[(1-\alpha) \underbrace{\left(\frac{(v^2-1) \ln w + (1-w^2) \ln v}{w^2 - v^2} \right)}_{\text{plane}} T_{2D}^{(i)}(1, v, w) \right. \\ & \left. + \alpha \underbrace{\left(\frac{(s_v v - s_1 1) \ln w + (s_1 1 - s_w w) \ln v}{s_w w - s_v v} \right)}_{\text{added 3D triads}} T_{3D}^{(i)}(1, v, w) \right] \end{aligned} \quad (\text{C1})$$

where the superscript (i) labels the eight helical interactions and where we have introduced an adjustable parameter $0 \leq \alpha \leq 1$, such that $\alpha = 1$ corresponds to the

full 3D Navier-Stokes equation and $\alpha = 0$ to 2D evolution. The factor $(1-\alpha)$ in front of the 2D evolution term is necessary in order to avoid double-counting the plane. Equation (C1) reduces to the exact expression of the inertial-range energy flux in 3D isotropic turbulence for $\alpha = 1$ and to that for the energy flux in 2D isotropic turbulence for $\alpha = 0$. The reason for being able to formally superpose the two expressions for fractional values of α is that the inertial-range scaling exponents in 2D and 3D are the same, and that the differences in the vectorial character of the coupling between 2D and 3D have been absorbed into the respective factors in front of the terms $T_{2D}^{(i)}(1, v, w)$ and $T_{3D}^{(i)}(1, v, w)$. The term $T_{2D}^{(i)}(1, v, w)$ in Eq. (C1) in fact does not depend on helicity, and according to arguments based on statistical mechanics¹ or on the stability of equilibria of single-triad 2D dynamical systems³² $T_{2D}^{(i)}(1, v, w) \leq 0$ for all i . The sign of the 3D evolution term $T_{3D}^{(i)}(1, v, w)$ changes depending on the type of helical interaction³². For homochiral interactions we have $T_{3D}^{(i)}(1, v, w) < 0$ as in 2D, and heterochiral interactions with $s_1 \neq s_w$ lead to $T_{3D}^{(i)}(1, v, w) > 0$ while those with $s_v \neq s_1 = s_w$ lead to $T_{3D}^{(i)}(1, v, w) < 0$. In order to be able to calculate the integral, we now assume that $|T^{(i)}(1, v, w)| = |T^{(j)}(1, v, w)|$ for $j \neq i$, as no explicit expression for $T^{(i)}(1, v, w)$ is available. In addition, we further assume that the magnitude of the transfer term is independent of the geometry of the triad, hence in the following we set $\mathcal{T} \equiv |T^{(i)}(1, v, w)|$ for all interactions (i) and all $v \leq 1 \leq w \leq 1+v$, and we absorb that the aforementioned sign changes into the sum over the geometric factors. The integrand in Eq. (C1) can then be simplified and within the approximations made, the equation can be written as

$$\begin{aligned} \Pi(k) \simeq & 2\mathcal{T} \int_0^1 dv \int_1^{1+v} dw \frac{1}{w^2 - v^2} \\ & \times (4(1-\alpha)[(v^2-1) \ln w + (1-w^2) \ln v] \\ & + \alpha[4w(\ln v - \ln w) - w(w-v) \ln v]) , \end{aligned} \quad (\text{C2})$$

where we used mirror symmetry to remove the sum over all helical interactions. Now $\Pi(k) = 0$ as a function of α gives a rough estimate of the value of α necessary for a change in the sign of the flux and therefore in the cascade direction. Evaluation of the integral yields $\alpha \simeq 0.1275$ for $\Pi(k) \simeq 0$. This value corresponds to a transition only due to the geometry of the nonlinear coupling, as we assumed that all helical couplings are of the same magnitude which in reality may not be the case.

¹R. H. Kraichnan. Inertial ranges in two-dimensional turbulence. *Phys. Fluids*, 10(7):1417, 1967.

²D. K. Lilly. Numerical simulation of two-dimensional turbulence. *Phys. Fluids*, 12:II-240–II-249, 1969.

³J. Sommeria. Experimental study of the two-dimensional inverse energy cascade in a square box. *J. Fluid Mech.*, 170:139–168, 1986.

⁴L. Smith and V. Yakhot. Bose condensation and small-scale structure generation in a random force driven 2D turbulence. *Phys. Rev. Lett.*, 71:352–355, 1993.

⁵J. Paret and P. Tabeling. Experimental observation of the two-dimensional inverse energy cascade. *Phys. Rev. Lett.*, 79:4162–4165, 1997.

- ⁶T. Gotoh. Energy spectrum in the inertial and dissipation ranges of two-dimensional steady turbulence. *Phys. Rev. E*, 57:2984–2991, 1998.
- ⁷S. Chen, R. Ecke, G. Eyink, X. Wang, and Z. Xiao. Physical mechanism of the two-dimensional enstrophy cascade. *Phys. Rev. Lett.*, 91:214501, 2003.
- ⁸E. Lindborg and K. Alvelius. The kinetic energy spectrum of the two-dimensional enstrophy turbulence cascade. *Phys. Fluids*, 12:945–947, 2000.
- ⁹M. Hossain, W. Matthaeus, and D. Montgomery. Long-time states of inverse cascades in the presence of a maximum length scale. *J. Plasma Phys.*, 30:479–493, 1983.
- ¹⁰L. Smith and V. Yakhot. Finite-size effects in forced two-dimensional turbulence. *J. Fluid Mech.*, 274:115–138, 1994.
- ¹¹J. Paret and P. Tabeling. Intermittency in the two-dimensional inverse cascade of energy: experimental observations. *Phys. Fluids*, 10:3126–3136, 1998.
- ¹²G. Boffetta and S. Musacchio. Evidence for the double cascade scenario in two-dimensional turbulence. *Phys. Rev. E*, 82:016307, 2010.
- ¹³G. Boffetta and R. E. Ecke. Two-dimensional turbulence. *Annu. Rev. Fluid Mech.*, 44:427–451, 2012.
- ¹⁴U. Frisch. *Turbulence: the legacy of A. N. Kolmogorov*. Cambridge University Press, 1995.
- ¹⁵Antonio Celani, Stefano Musacchio, and Dario Vincenzi. Turbulence in more than two and less than three dimensions. *Phys. Rev. Lett.*, 104:184506, 2010.
- ¹⁶H. Xia D. Byrne, G. Falkovich, and M. Shats. Upscale energy transfer in thick turbulent fluid layers. *Nat. Phys.*, 7:321–324, 2011.
- ¹⁷G. D. Nastrom, K. S. Gage, and W. H. Jasperson. Kinetic energy spectrum of large- and mesoscale atmospheric processes. *Nature*, 310:36–38, 1984.
- ¹⁸S. J. Benavides and A. Alexakis. Critical Transitions in Thin Layer Turbulence. *J. Fluid Mech.*, 822:364–385, 2017.
- ¹⁹C. Cambon and L. Jacquin. Spectral approach to non-isotropic turbulence subjected to rotation. *J. Fluid Mech.*, 202:295–317, 1989.
- ²⁰F. Waleffe. Inertial transfers in the helical decomposition. *Phys. Fluids A*, 5:677–685, 1993.
- ²¹L. M. Smith and F. Waleffe. Transfer of energy to two-dimensional large scales in forced, rotating three-dimensional turbulence. *Phys. Fluids*, 11:1608, 1999.
- ²²Q. Chen, S. Chen, G. L. Eyink, and D. D. Holm. Resonant interactions in rotating homogeneous three-dimensional turbulence. *J. Fluid Mech.*, 542:139–164, 2005.
- ²³Pablo D. Mininni, Alexandros Alexakis, and Annick Pouquet. Scale interactions and scaling laws in rotating flows at moderate rossby numbers and large reynolds numbers. *Phys. Fluids*, 21:015108, 2009.
- ²⁴B. Gallet. Exact two-dimensionalization of rapidly rotating large-Reynolds-number flows. *J. Fluid Mech.*, 783:412–447, 2015.
- ²⁵L. Biferale, F. Bonaccorso, I. M. Mazzitelli, M. A. T. van Hinsberg, A. S. Lanotte, S. Musacchio, P. Perlekar, and F. Toschi. Coherent Structures and Extreme Events in Rotating Multiphase Turbulent Flows. *Phys. Rev. X*, 6:041036, 2016.
- ²⁶H. K. Moffatt. On the suppression of turbulence by a uniform magnetic field. *J. Fluid Mech.*, 28:571–592, 1967.
- ²⁷A. Alemany, R. Moreau, P. L. Sulem, and U. Frisch. Influence of an external magnetic field on homogeneous MHD turbulence. *J. Méc.*, 18:277–312, 1979.
- ²⁸O. Zikanov and A. Thess. Direct numerical simulation of forced mhd turbulence at low magnetic reynolds number. *J. Fluid Mech.*, 358:299333, 1998.
- ²⁹B. Gallet and C. R. Doering. Exact two-dimensionalization of low-magnetic-Reynolds-number flows subject to a strong magnetic field. *J. Fluid Mech.*, 773:154–177, 2015.
- ³⁰Alexandros Alexakis. Two-dimensional behavior of three-dimensional magnetohydrodynamic flow with a strong guiding field. *Phys. Rev. E*, 84:056330, 2011.
- ³¹Barbara Bigot and Sébastien Galtier. Two-dimensional state in driven magnetohydrodynamic turbulence. *Phys. Rev. E*, 83:026405, 2011.
- ³²F. Waleffe. The nature of triad interactions in homogeneous turbulence. *Phys. Fluids A*, 4:350–363, 1992.
- ³³L. Biferale, S. Musacchio, and F. Toschi. Inverse energy cascade in three-dimensional isotropic turbulence. *Phys. Rev. Lett.*, 108:164501, 2012.
- ³⁴Alexandros Alexakis. Helically decomposed turbulence. *Journal of Fluid Mechanics*, 812:752–770, 2017.
- ³⁵H. K. Moffatt. Note on the triad interactions of homogeneous turbulence. *J. Fluid Mech.*, 741:R3, 2014.
- ³⁶P. Constantin and A. Majda. The Beltrami spectrum for incompressible flows. *Commun. Math. Phys.*, 115:435–456, 1988.
- ³⁷L. Biferale and E. S. Titi. On the global regularity of a helical-decimated version of the 3D Navier-Stokes equation. *Journ. Stat. Phys.*, 151:1089, 2013.
- ³⁸G. Sahoo, F. Bonaccorso, and L. Biferale. Role of helicity for large- and small-scale turbulent fluctuations. *Phys. Rev. E*, 92:051002, 2015.
- ³⁹M. De Pietro, L. Biferale, and A. A. Mailybaev. Inverse energy cascade in nonlocal helical shellmodels of turbulence. *Phys. Rev. E*, 92:043021, 2015.
- ⁴⁰N. M. Rathmann and P. D. Ditlevsen. Pseudo-invariants contributing to inverse energy cascades in three-dimensional turbulence. *Phys. Rev. Fluids*, 2:054607, 2017.
- ⁴¹G. Falkovich, K. Gawędzki, and M. Vergassola. Particles and fields in fluid turbulence. *Rev. Mod. Phys.*, 73:913–975, 2001.
- ⁴²G. S. Patterson and S. A. Orszag. Spectral Calculations of Isotropic Turbulence: Efficient Removal of Aliasing Interactions. *Phys. Fluids*, 14:2538–2541, 1971.
- ⁴³Uriel Frisch, Anna Pomyalov, Itamar Procaccia, and Samridhi Sankar Ray. Turbulence in Noninteger Dimensions by Fractal Fourier Decimation. *Phys. Rev. Lett.*, 108:074501, 2012.
- ⁴⁴Alessandra S. Lanotte, Roberto Benzi, Shiva K. Malapaka, Federico Toschi, and Luca Biferale. Turbulence on a Fractal Fourier Set. *Phys. Rev. Lett.*, 115:264502, 2015.
- ⁴⁵Michele Buzzicotti, Akshay Bhatnagar, Luca Biferale, Alessandra S. Lanotte, and Samridhi Sankar Ray. Lagrangian statistics for NavierStokes turbulence under Fourier-mode reduction: fractal and homogeneous decimations. *New J. Physics*, 18:113047, 2016.
- ⁴⁶V. Dallas, S. Fauve, and A. Alexakis. Statistical Equilibria of Large Scales in Dissipative Hydrodynamic Turbulence. *Phys. Rev. Lett.*, 115:204501, 2015.
- ⁴⁷E. Hopf. Statistical Hydromechanics and Functional Calculus. *Indiana Univ. Math. J.*, 1:87 – 123, 1952.
- ⁴⁸Robert H. Kraichnan. Helical turbulence and absolute equilibrium. *J. Fluid Mech.*, 59:745–752, 1973.