

# Experiments of posture estimation on vehicles using wearable acceleration sensors

Yoji Yamato

Software Innovation Center, NTT Corporation

Musashino-shi, Tokyo 180-8585, Japan

Email: yamato.yoji@lab.ntt.co.jp

**Abstract**—In this paper, we study methods to estimate drivers' posture in vehicles using acceleration data of wearable sensor and conduct a field test. Recently, sensor technologies have been progressed. Solutions of safety management to analyze vital data acquired from wearable sensor and judge work status are proposed. To prevent huge accidents, demands for safety management of bus and taxi are high. However, acceleration of vehicles is added to wearable sensor in vehicles, and there is no guarantee to estimate drivers' posture accurately. Therefore, in this paper, we study methods to estimate driving posture using acceleration data acquired from T-shirt type wearable sensor hitoe, conduct field tests and implement a sample application.

## I. INTRODUCTION

One of IoT application areas (e.g., [1][2]), there are solutions of safety management which acquire users' vital data by wearable sensor and analyze health and work status of them. Sensors acquire vital data such as acceleration and heart rate, and the data is managed and analyzed using cloud technologies [3]-[7]. A cloud manages each user's data securely (e.g., [8][9]), analyzes vital data using processing of batch, micro-batch like Spark Streaming [10] and stream like Storm [11] and judges users' statuses such as postures of falling down, fatigue level change promptly. And when there are problems of statuses, a cloud conducts actions such as staff assignment and emergent alert by coordinating outer systems using Web services or other coordination technologies [12][13].

In Japan, a fatal accident of long distance bus occurred in which 15 people were dead in January 2016 [14]. Thus, needs for safety management with wearable sensors for drivers are increasing because dangerous driving posture like picking up things or fatigue accumulation of bus or taxi (hereafter, vehicle) drivers may result in accidents. However, acceleration of vehicles is added to acceleration of wearable sensor in vehicles, and there is no guarantee to estimate drivers' posture accurately. Therefore, in this paper, we study methods to estimate driving posture using acceleration data acquired from T-shirt type wearable sensor hitoe[15] and conduct field tests.

## II. EXISTING WEARABLE SENSOR TECHNOLOGIES

Regarding to sensors for acquiring vital data, wearable terminals have been spread. There are various terminals such as watch type, list band type, eyeglass type, T-shirt type and so on. Apple Watch[16] is a watch type computer, contains heartbeat sensor, acceleration sensor and can collect vital data continuously. Sony SmartEyeglass[17] is a eyeglass type



Fig. 1. hitoe and axes of acceleration data

computer and can collect acceleration and luminance data. Hitoe[15] is a T-shirt type wearable sensor NTT and Toray develop and can collect Electrocardiograph(ECG) and 3-axis acceleration data by wearing hitoe shirt. Vital data is forwarded to a smart phone via a hitoe transmitter on breast. Regarding to acceleration data, horizon direction is X-axis, longitudinal direction is Y-axis and vertical direction is Z-axis (Figure 1).

There are tools to estimate posture by analyzing acceleration acquired from these sensors (e.g., NTT Docomo provides hitoe SDK [18] for hitoe data analysis). However, acceleration of vehicles is added to acceleration of wearable sensor in vehicles, it is vague to estimate drivers' posture accurately by tools of wearable sensors. We need to verify posture estimation in vehicles.

## III. IDEAS OF METHODS

For drivers' posture estimation in vehicles, we need to consider two things. The first is that acceleration data of wearable sensor includes acceleration of vehicle. The second is that considering safety management of vehicles, specific dangerous posture such as picking up things during driving needs to be detected.

Based on above, there is a method to estimate drivers' posture by subtracting acceleration of vehicle from the one of wearable sensor. Method 1: Subtracting acceleration of smart phone from the one of hitoe. This method subtracts acceleration of smart phone which a driver holds from acceleration of hitoe which a driver wears with same timestamp. This method may extract acceleration of drivers themselves, but feasibility of subtracting acceleration is concerned such as difference of two sensors accuracy.

Then, there is a method to detect acceleration patterns of specific posture such as picking up things by analyzing

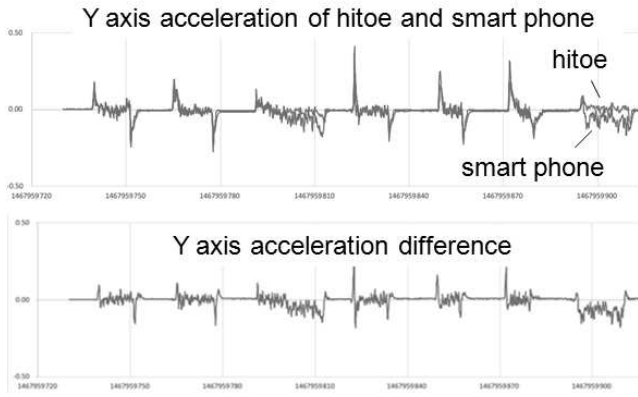


Fig. 2. Y-axis acceleration data of hitoe and smart phone during movement on a hand cart

hitoe acceleration data. Method 2: Detecting specific posture patterns from hitoe acceleration data. Because drivers of bus and taxi are instructed to avoid sudden departure, acceleration of X-axis and Y-axis is not so huge. On the other hand, because picking up things has postural changes such as forward bending, acceleration of Y-axis and Z-axis of hitoe changes much due to the influence of gravity. Thus, by focusing change of acceleration, we may detect specific dangerous posture with specified threshold values.

#### IV. VERIFICATION OF METHODS

We verified method 1 and 2 based on actual acceleration data using hitoe and smart phone (Sony Xperia).

For method 1 verification, we put hitoe and smart phone on a hand cart and moved it as start, stop, go straight, turn left or right to confirm feasibility of subtracting acceleration of smart phone. Figure 2 shows data of Y-axis acceleration. From Fig.2, acceleration data of hitoe and smart phone are similar but a difference between them does not reach zero. When we reduce high frequency noise by low pass filter, the difference remains. This is because there are differences of reaction and accuracy of two sensors, and method 1 has some problems.

For method 2 verification, hitoe wearer got on a regular bus and changed posture while seating like picking up things to confirm feasibility of posture detection analysis from hitoe acceleration data. Figure 3 shows acceleration data on a regular bus. From Fig.3, acceleration change from bus is mainly slight changes of X-axis and Y-axis and is not so large. On the other hand, as for picking up things while sitting, it can be seen that the acceleration change on the Y axis is large since the inclination of the body changes. Thus, by focusing acceleration change of Y-axis, we can detect posture change like picking up things. Specifically, we set  $-0.34G$  as threshold value of Y-axis acceleration (it is 20 degrees angle), we can detect picking up behavior in a regular bus.

However, when we set threshold value of Y-axis, there is a concern of false detection during steep slope. Therefore, we actually tested on the Mt. Fuji climbing bus which is known for a steep gradient (the slope is about 20%). As a result, there

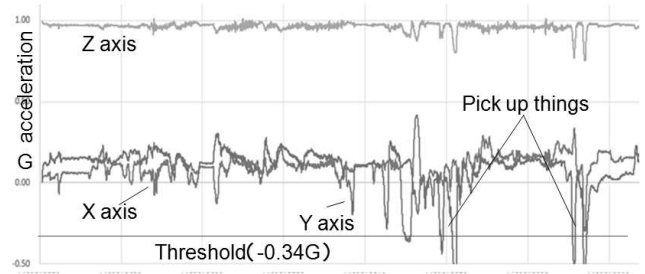


Fig. 3. hitoe acceleration data on a regular bus

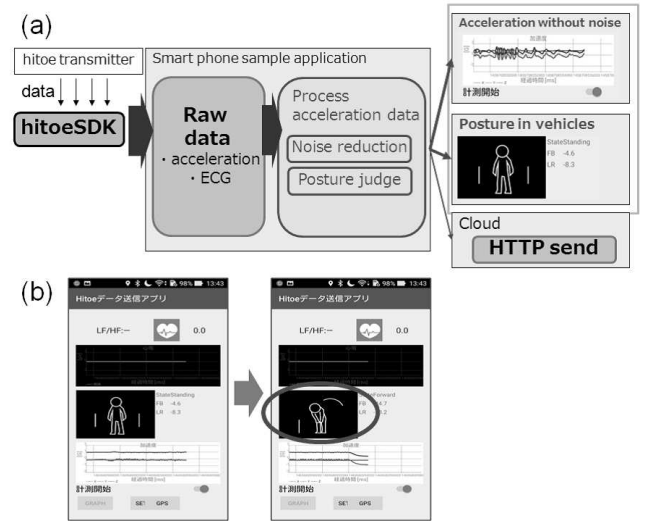


Fig. 4. (a) Outline of sample application processing (b) GUI images of sample application

is no false detection because acceleration of Y-axis does not reach  $-0.34G$  even on Mt. Fuji slope.

#### V. SAMPLE APPLICATION

Based on method 2 verified in the previous section, we implemented a sample application which detects posture changes like picking up things in vehicles. Figure 4(a) shows an outline of sample application processing. The sample application firstly reduces noise for acceleration data from hitoe. Then it shows posture image using processed acceleration data and threshold data.

We tested the implemented sample application in a regular bus in Musashino-shi, Japan, and confirmed a change of posture image when a user picked up a thing (Figure 4(b)).

A sample application not only shows postures but also sends acceleration data and vital data such as heart rate acquired from hitoe to a cloud, and a cloud does advanced analysis based on cloud technologies such as [19]-[22]. Fatigue level is calculated using RRI change (e.g., [23]) and relaxation level is calculated with cardiac vagal index (CVI) [24]. When machine learning technologies are used, GPU or baremetal power can be used to analyze [25][26]. Based on analyzed results of

cloud, actions of substitute drivers assignments or emergent alerts are conducted using Web services [27]-[31] or service coordination technologies [32]-[37].

## VI. CONCLUSIONS

This paper studied methods to estimate postures of drivers on vehicles using wearable acceleration sensor hitoe and conducted field tests. The method to subtract vehicle acceleration using hitoe and smart phone has problems of accuracy differences between them. On the other hand, posture changes such as picking things can be detected by threshold judgement of acceleration. Based on the results, we implemented a sample application which shows posture on vehicles and confirmed feasibility of posture estimation.

In the future, we plan a field trial with bus companies using driving posture monitoring and fatigue level monitoring based on hitoe ECG data.

## ACKNOWLEDGMENT

The author would like to thank Hideki Hayashi who was a manager of this research.

## REFERENCES

- [1] Y. Yamato, Y. Fukumoto and H. Kumazaki, "Predictive Maintenance Platform with Sound Stream Analysis in Edges," *Journal of Information Processing*, Vol.25, 2017. @
- [2] Y. Yamato, Y. Fukumoto and H. Kumazaki, "Proposal of Shoplifting Prevention Service Using Image Analysis and ERP Check," *IEEJ Transactions on Electrical and Electronic Engineering*, Vol.12, 2017.
- [3] Y. Yamato, Y. Nishizawa, S. Nagao and K. Sato, "Fast and Reliable Restoration Method of Virtual Resources on OpenStack," *IEEE Transactions on Cloud Computing*, DOI: 10.1109/TCC.2015.2481392, 12 pages, Sep. 2015.
- [4] Y. Yamato, "OpenStack Hypervisor, Container and Baremetal Servers Performance Comparison," *IEICE Communication Express*, Vol.4, No.7, pp.228-232, July 2015.
- [5] Y. Yamato, "Cloud Storage Application Area of HDD-SSD Hybrid Storage, Distributed Storage and HDD Storage," *IEEJ Transactions on Electrical and Electronic Engineering*, Vol.11, No.5, pp.674-675, Sep. 2016.
- [6] Y. Yamato, N. Shigematsu and N. Miura, "Evaluation of Agile Software Development Method for Carrier Cloud Service Platform Development," *IEICE Transactions on Information & Systems*, Vol.E97-D, No.11, pp.2959-2962, Nov. 2014.
- [7] Y. Yamato, S. Katsuragi, S. Nagao and N. Miura, "Software Maintenance Evaluation of Agile Software Development Method Based on OpenStack," *IEICE Transactions on Information & Systems*, Vol.E98-D, No.7, pp.1377-1380, July 2015.
- [8] Gai, Keke, Meikang Qiu, and Hui Zhao. "Cost-aware multimedia data allocation for heterogeneous memory using genetic algorithm in cloud computing." *IEEE Transactions on Cloud Computing*, 2016.
- [9] Gai, K., Qiu, L., Chen, M., Zhao, H., & Qiu, M., "SA-EAST: security-aware efficient data transmission for ITS in mobile heterogeneous cloud computing," *ACM Transactions on Embedded Computing Systems (TECS)*, 16(2), 60, 2017.
- [10] M. Zaharia, M. Chowdhury, M. J. Franklin, S. Shenker and I. Stoica, "Spark: Cluster computing with working sets," *Proceedings of the 2nd USENIX Conference on Hot Topics in Cloud Computing*, 2010.
- [11] N. Marz. "STORM: Distributed and fault-tolerant realtime computation," 2013. <http://storm-project.net>.
- [12] Y. Yokohata, Y. Yamato, M. Takemoto and H. Sunaga, "Service Composition Architecture for Programmability and Flexibility in Ubiquitous Communication Networks," *IEEE International Symposium on Applications and the Internet Workshops (SAINTW'06)*, pp.145-148, Phoenix, Jan. 2006.
- [13] Y. Yamato, H. Ohnishi and H. Sunaga, "Development of Service Control Server for Web-Telecom Coordination Service," *IEEE International Conference on Web Services (ICWS 2008)*, pp.600-607, Beijing, Sep. 2008.
- [14] Bus accident news, [http://www.japantimes.co.jp/news/2016/01/15/national/night-ski-bus-flips-karui-zawa-three-killed-11-critical-condition/#.WDAHinX\\_o6Y](http://www.japantimes.co.jp/news/2016/01/15/national/night-ski-bus-flips-karui-zawa-three-killed-11-critical-condition/#.WDAHinX_o6Y)
- [15] S. Tsukada, H. Nakashima and K. Torimitsu, "Conductive Polymer Combined Silk Fiber Bundle for Bioelectrical Signal Recording", *PLoS ONE*, Vol.7, No.4, pp.e33689, 2012.
- [16] Apple Watch web site, <https://www.apple.com/watch/>
- [17] Sony SmartEyeglass web site, <http://developer.sonymobile.com/products/smarteyeglass/>
- [18] hitoe transmitter SDK web site, [https://dev.smt.docomo.ne.jp/?p=docs.api.page&api\\_name=iot\\_control&p\\_name=api\\_usage\\_scenario](https://dev.smt.docomo.ne.jp/?p=docs.api.page&api_name=iot_control&p_name=api_usage_scenario)
- [19] Y. Yamato, M. Muroi, K. Tanaka and M. Uchimura, "Development of Template Management Technology for Easy Deployment of Virtual Resources on OpenStack," *Journal of Cloud Computing*, Springer, 2014, 3:7, DOI: 10.1186/s13677-014-0007-3, 12 pages, June 2014.
- [20] Y. Yamato, "Automatic verification technology of software patches for user virtual environments on IaaS cloud," *Journal of Cloud Computing*, Springer, 2015, 4:4, DOI: 10.1186/s13677-015-0028-6, 14 pages, Feb. 2015.
- [21] Y. Yamato, "Automatic system test technology of user virtual machine software patch on IaaS cloud," *IEEJ Transactions on Electrical and Electronic Engineering*, Vol.10, Issue.S1, pp.165-167, Oct. 2015.
- [22] Y. Yamato, Y. Nishizawa, M. Muroi and K. Tanaka, "Development of Resource Management Server for Production IaaS Services Based on OpenStack," *Journal of Information Processing*, Vol.23, No.1, pp.58-66, Jan. 2015.
- [23] K. Yokoyama and I. Takahashi, "Feasibility Study on Estimating Subjective Fatigue from Heart Rate Time Series," *IEICE Transactions on Fundamentals of Electronics, Communications and Computer Sciences*, Vol.96, No.11, pp.756-762, 2013. (in Japanese)
- [24] Stephen. W. Porges, "Cardiac vagal tone: a physiological index of stress," *Neuroscience and Biobehavioral Reviews*, Vol.19, No.2, pp.225-233, 1995.
- [25] Y. Yamato, "Optimum Application Deployment Technology for Heterogeneous IaaS Cloud," *Journal of Information Processing*, Vol.25, No.1, pp.56-58, Jan. 2017.
- [26] Y. Yamato, "Performance-Aware Server Architecture Recommendation and Automatic Performance Verification Technology on IaaS Cloud," *Service Oriented Computing and Applications*, Springer, DOI: 10.1007/s11761-016-0201-x, Nov. 2016.
- [27] H. Sunaga, Y. Yamato, H. Ohnishi, M. Kaneko, M. Iio and M. Hirano, "Service Delivery Platform Architecture for the Next-Generation Network," *ICIN2008, Session 9-A, Bordeaux*, Oct. 2008.
- [28] Y. Yamato, Y. Nakano and H. Sunaga, "Context-aware Service Composition and Change-over Using BPTEL Engine and Semantic Web," *INTECH Open Access Publisher*, pp.257-270, 2010
- [29] Y. Nakano, Y. Yamato, M. Takemoto and H. Sunaga, "Method of creating web services from web applications," *IEEE International Conference on Service-Oriented Computing and Applications (SOCA 2007)*, pp.65-71, Newport Beach, June 2007.
- [30] Y. Yamato, H. Ohnishi and H. Sunaga, "Study of Service Processing Agent for Context-Aware Service Coordination," *IEEE International Conference on Service Computing (SCC 2008)*, pp.275-282, July 2008.
- [31] Y. Yamato and H. Sunaga, "Context-Aware Service Composition and Component Change-over using Semantic Web Techniques," *IEEE International Conference on Web Services (ICWS 2007)*, pp.687-694, Salt Lake City, July 2007.
- [32] Y. Yamato, Y. Nakano and H. Sunaga, "Study and Evaluation of Context-Aware Service Composition and Change-Over Using BPTEL Engine and Semantic Web Techniques," *IEEE Consumer Communications and Networking Conference (CCNC 2008)*, pp.863-867, Jan. 2008.
- [33] M. Takemoto, T. Ohishi, T. Iwata, Y. Yamato, T. Tanaka, S. Tokumoto, N. Shimamoto, A. Kurokawa, H. Sunaga and K. Koyanagi, "Service-composition Method and Its Implementation in Service-provision Architecture for Ubiquitous Computing Environments," *IPSI Journal*, Vol.46, No.2, pp.418-433, Feb. 2005. (in Japanese)
- [34] Y. Yamato, Y. Tanaka and H. Sunaga, "Context-aware Ubiquitous Service Composition Technology," *The IFIP International Conference on Research and Practical Issues of Enterprise Information Systems (CONFENIS 2006)*, pp.51-61, Vienna, Apr. 2006.

- [35] Y. Yokohata, Y. Yamato, M. Takemoto, E. Tanaka and K. Nishiki, "Context-Aware Content-Provision Service for Shopping Malls Based on Ubiquitous Service-Oriented Network Framework and Authentication and Access Control Agent Framework," IEEE Consumer Communications and Networking Conference (CCNC 2006), pp.1330-1331, Las Vegas, Jan. 2006.
- [36] M. Takemoto, Y. Yamato and H. Sunaga, "Service Elements and Service Templates for Adaptive Service Composition in a Ubiquitous Computing Environment," The 9th Asia-Pacific Conference on Communications (APCC2003), Vol.1, pp. 335-338, Penang, Sep. 2003.
- [37] H. Sunaga, M. Takemoto, Y. Yamato, Y. Yokohata, Y. Nakano and M. Hamada, "Ubiquitous Life Creation through Service Composition Technologies," World Telecommunications Congress 2006 (WTC2006), Budapest, May 2006.