

Universality and scaling laws in the interdependent networks model with healing

Marcell Stippinger^{1,*} and János Kertész^{2,1,†}

¹*Department of Theoretical Physics, Budapest University of Technology
and Economics, H-1111 Budafoki út 8., Budapest, Hungary*

²*Center for Network Science, Central European University, H-1051 Nádor u. 9., Budapest, Hungary*

Cascading failures may lead to dramatic collapse in interdependent networks, where the breakdown takes place as a discontinuity of the order parameter. However, this is a hybrid transition, meaning that, besides this first order character, the transition shows scaling too. Recently we showed that there are two sets of exponents describing respectively the order parameter and the cascade statistics, which are connected by a scaling law. Here we study the question of universality of these exponents in the interdependent network model with healing. The healing is controlled by a parameter, which at some value suppresses the discontinuity of the order parameter. In this model we find two universality classes: Below the critical healing value the exponents agree with those of the original model, while above this value the model displays trivial scaling.

I. INTRODUCTION

Coupled infrastructural networks are extremely vulnerable [1]. Buldyrev et al. introduced the concept of interdependent networks [1] in order to elucidate the mechanism behind this observation. This cascading failure (CF) model exhibits rich behavior, among others it shows a hybrid phase transition (HPT), where the order parameter has both a jump critical scaling. The original model consists of two layers of networks, the nodes of which are connected by so called random dependency links in a one to one manner. Whenever a node fails, its dependent pair will also be eliminated. This model has been extended in several ways, e.g. dependency links were limited to finite range [2] to capture the cost one must pay for long-range connections, multiple layers were considered [3, 4] to model a variety of interconnected infrastructures and dynamical healing was introduced [5] that describes the efforts spent on repairing the network on longer timescales. Although the original model exhibits HPT, it was shown that tuning parameters, such as the range of dependency links or the healing probability, allows for eliminating the jump in the order parameter, i.e., changing the transition from hybrid to second order [2, 5].

Recently it was found that the hybrid transition can be characterized by two sets of exponents, one for order parameter and another one for the statistics of finite cascades [6]. These are related by a scaling law, which connects the exponent of the order parameter to that of the first moment of the cascade size distribution. Calculations were carried out on the square lattice and the Erdős-Rényi network (corresponding to the mean field case). A very efficient algorithm is needed to calculate these critical parameters [7]. This is probably the reason, why little effort has been devoted to the problem of universality in such systems.

In this paper we study an extensions of the original

CF model. First, we extend the simulation algorithm to interdependent networks with healing. Next, we identify two universality classes separated the critical healing probability: One bearing a hybrid phase transition and a continuous one described by trivial scaling exponents. Finally, we argue that networks close to the critical healing probability are mixtures of network realizations from below and above the critical healing therefore their behavior is ambiguous and not well characterized by scaling exponents.

II. THE CF MODEL

The interdependent network model [1] is built of two topologically identical starting networks with usual connectivity links. Here we consider square lattice networks with nearest-neighbor connectivity links within each layer. The layers are connected by random dependency links producing a one-to-one mapping of the nodes of the two layers. Dependency link means that if a node is removed, its dependent is removed too. Nodes that do not belong to the largest connected component of their layer fail and are removed together with their links until only the giant component is kept. This removal results in failures cascading between the layers. Then the robustness of the network is studied, i.e., one layer is subject to a random attack in which $1 - p$ fraction of the original nodes is removed gradually and the finally remaining size of the mutually connected component is measured.

A. CF model with healing

The cascading failure model with healing [5] is a dynamic version of the CF model. The nodes of one network layer are targeted in a random order. In each step the next node in the ordering is “targeted” and a successful “attack” is carried out if the node is still alive. (The fraction of targeted nodes is $1 - q$ while the fraction of attacked nodes is $1 - p$, it follows from the definition that

* stippinger@phy.bme.hu

† KerteszJ@ceu.edu

$1 - q > 1 - p$, therefore $p > q$.) After that the following dynamics is applied to relax the network:

1. Keep only the largest mutually connected component in the layer.
2. Make a list of the newly removed nodes (attacked or disconnected). For each node in the list take each pair of its previous neighbors that survived the removal and connect them with independent probability w if there is no link between them.
3. Then remove the dependent counterpart of the newly failed nodes in the other network.
4. Repeat 1 to 3 on all layers until no more nodes are removed.

After the network is relaxed, one proceeds with the next step in which the next node on the list is targeted. The procedure is pursued until the network ceases to exist. The principal quantity of interest is the order parameter, which is the relative size m of the giant component as compared to the original size of the network. For small healing probability $w < w_c \approx 0.355$ the model exhibits a first-order (hybrid) phase transition while for $w > w_c$ the phase transition is of second-order [5].

III. SIMULATION METHOD

Phase transitions are often governed by scaling laws but the numerical test of the relevant quantities for the CF model had been a challenging task. Recently, however, efficient algorithms have been developed, that allow for large scale simulation of the mutually connected components (MCC) in the CF model with computational time of $O(N^{1.2})$ [7, 8].

The implementation of [7] is based on the idea that only connectivity links within MCCs are kept and other links are *inactivated*. Consider a node removal (and the removal of its links as a consequence) in the layer A that splits up a component. Then the new MCCs are to be found. The split is propagated to layer B by inactivating all the links that bridged the newly split components in layer B . Of course this might trigger further splits that must be propagated back to layer A and so on. This algorithm becomes very efficient using a proper graph data structure.

The underlying fully dynamic graph algorithm (see [9]) can account for connectivity in a single layer and this accounting is efficient both for adding and removing edges. On each edge removal or inactivation it detects if the component in the layer is split. Then one can query the size of the new components and optionally the members of any of these or even whether two nodes belong to the same component, all of this very efficiently.

The algorithm [7] is straightforwardly applied to the problem of finite range but the healing problem needs more effort. Notably, the algorithm must integrate the

step of adding healing links efficiently which is not obvious. In the following we further generalize the algorithm to efficiently simulate interdependent networks with healing.

In the cascading failure model only the largest mutually connected component (GMCC) is kept. This is achieved by deleting all the nodes and links that belong to the smaller mutually connected components. However, adding healing links might save a component from the fragmentation. Therefore the deletions are not to be propagated immediately.

While the split of a component is easily propagated, the inverse, notably adding a link between two components in one layer can be computationally expensive. Adding a link requires a search to find which of the previously inactivated links need to be reactivated to find the GMCC. This search would possibly involve many small MCCs. The design challenge lies in rewriting the steps of the previous healing algorithm in such a way that healing links are added within components only. As a consequence it is assured that manipulation avoid reuniting components, i.e., components are always left intact or split. This choice is justified in the following.

To fulfill the above constraints we propose an algorithm that buffers the links to be deleted while it adds the healing links before actually deleting or inactivating any links in the given layer, see the Algorithm in the Appendix.

With the generalized algorithm, we can investigate critical properties of the hybrid percolation transition of the CF model thoroughly. We measure various critical exponents including susceptibility and correlation size that were missing in previous studies for both the range-limited and the healing-enabled versions of the two-dimensional (2D) lattice interdependent networks.

IV. RESULTS ON THE CF MODEL WITH HEALING

In the study of the healing we choose a 2D embedding topology with two $N = L \times L$ square lattices, both with periodic boundary conditions. Each node in one layer has a one-to-one partner node in the other layer.

The number of externally removed nodes in is controlled. We define the control parameter p in the view of the one-by-one removal, i.e., in each time step a still functional random node is externally attacked and removed. The attack is eventually followed by a cascade of failures where only the largest connected component in each layer survives and finally the network is relaxed to its largest mutually connected component remaining functional. The fraction of original nodes attacked externally is denoted by $1 - p$.

We simulated system sizes $N = 256^2, 512^2, 1024^2$, and 2048^2 , with 384 network configurations for the largest system and increasingly more for smaller systems ($\#$ configurations $\approx 1.6 \cdot 10^9 / N$).

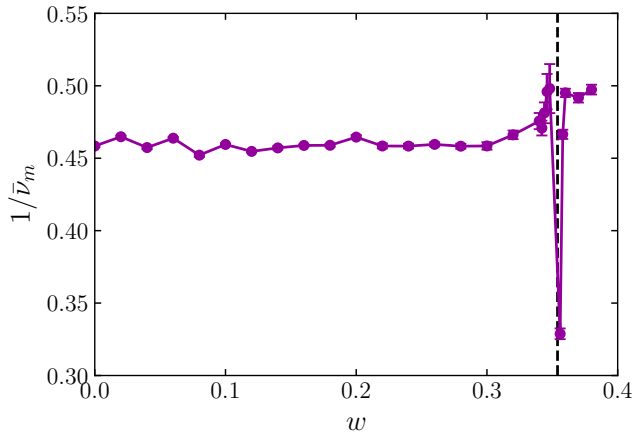


Figure 1. (color online) The scaling exponent $\bar{\nu}_m$ takes two distinct values: $\bar{\nu}_m = 2.2 \pm 0.1$ for $w < w_c$ and $\bar{\nu}_m = 2.0 \pm 0.1$ for $w > w_c$ indicating two universality classes separated by the critical value of the healing parameter w_c . In the latter regime the system exhibits trivial scaling in the sense that the variance is inversely proportional to the number of nodes in the system. Near w_c the sample variance is dominated by the stochastic mixing of systems that are above and below their perceived critical point. This makes the measurement of $\bar{\nu}_m$ unreliable.

A. Critical behavior of the GMCC

The order parameter $m(p)$ is defined as the size of the GMCC per node, which shows the typical behavior of the order parameter at a hybrid phase transition:

$$m(p) = \begin{cases} 0, & \text{for } p < p_c \\ m_0 + u(p - p_c)^{\beta_m}, & \text{for } p \geq p_c. \end{cases} \quad (1)$$

The critical values m_0 and p_c have been published [8] with great accuracy for the square lattice in the case of unlimited range of dependency links ($r = \infty$) and no healing ($w = 0$). We used this case as a benchmark test. We calculated the critical values for various w and r parameter settings using our algorithm.

We check first whether the simulation results are in agreement with previous findings. The critical exponent $\bar{\nu}_m$ is defined via finite size behavior of the interdependent network as $\sigma \propto N^{-1/\bar{\nu}_m}$ where σ stands for the standard deviation of the breakdown point. (For sake of simplicity, we incorporated the dimensionality $d = 2$ into the definition $\bar{\nu}_m \equiv \nu_m/d = \nu_m/2$.) In case of $r = \infty$ and $w = 0$ the exponent was previously measured $\bar{\nu}_m = 2.2 \pm 0.2$ [6].

For the network with healing the above value for $\bar{\nu}_m$ persists (see Figure 1) until approaching w_c . Above w_c it gets stabilized at $\bar{\nu}_m \approx 2$ indicative of trivial scaling behavior in the sense that the standard deviation is inversely proportional to the square root of the number of nodes in accordance with the central limit theorem. Near w_c we could not disclose the true value of $\bar{\nu}_m$ because of the following reason. Trying to simulate a system with a

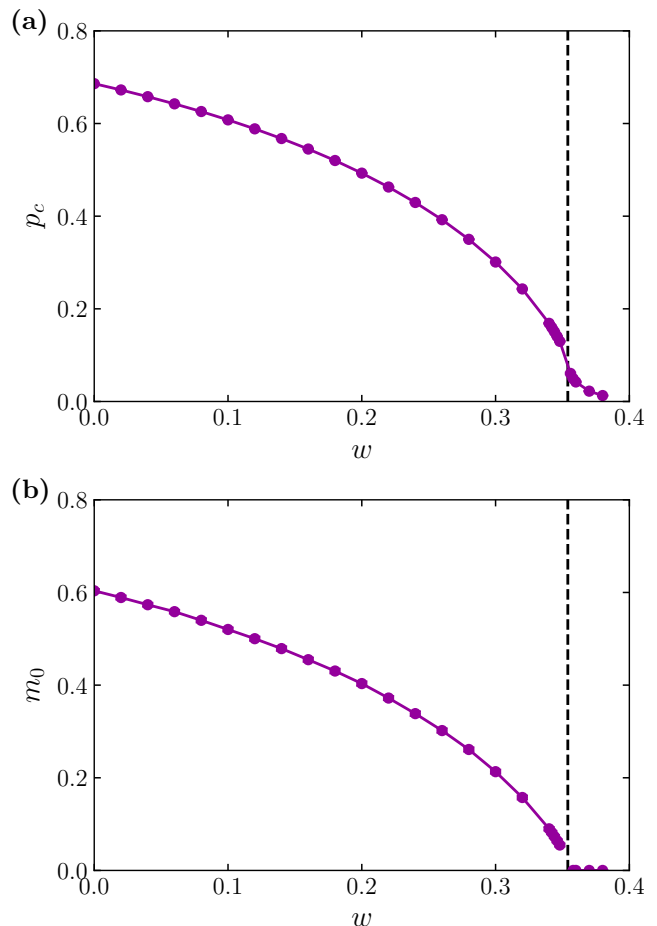


Figure 2. (color online) (a) The transition point p_c and (b) the size of the last avalanche m_0 . As the healing probability w increases, m_0 converges smoothly to 0 and macroscopic cascades get finally eliminated at w_c . The critical fraction of unattacked nodes p_c is still non-zero at w_c indicating that some small cascades still exist. Only at $w = 1$ they cease to exist.

specific w near w_c results in an ensemble of systems mixing scaling behaviors below and above w_c . This mixing has an extra contribution, in addition to and dominating over the sample variance. The large $\bar{\nu}_m$ indicates that the “unintentional” mixing part depends less on system size, at least for the system sizes that are accessible even with our efficient algorithm. The extra variance necessarily makes the distribution of the critical point wider as a consequence, it also makes it rather difficult and unreliable to extrapolate the critical point for the infinite system. In fact, the scaling breaks down and the determination of the critical exponents is hampered by the above effect in this regime.

The dependence of the order parameter on p and w is shown in Figure 3. We define the value of w_c as the smallest w for which we observe a continuous phase transition and we find $w_c = 0.355$. This value agrees well with the w where $\bar{\nu}_m$ has a sharp maximum. The scaling

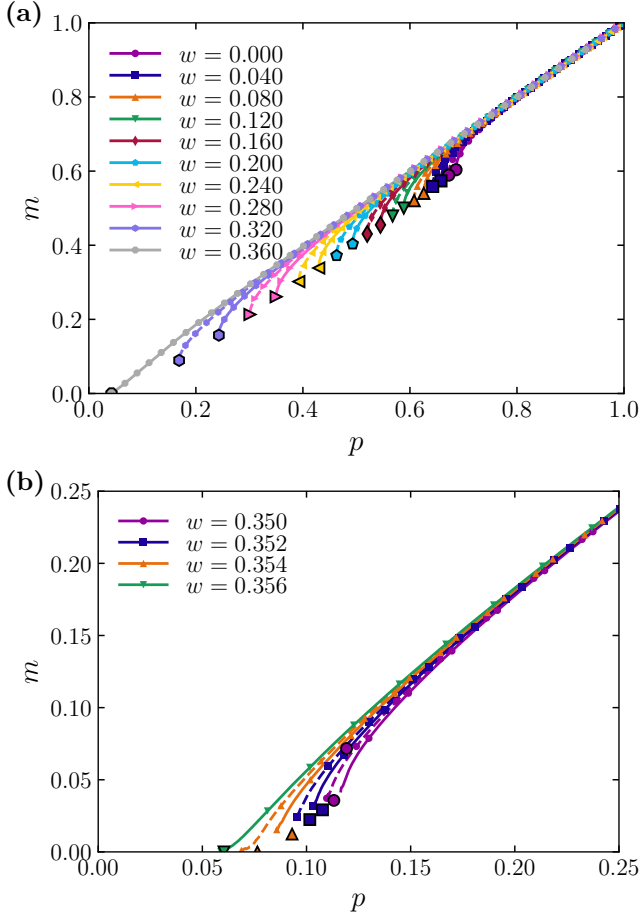


Figure 3. (color online) Critical behavior of the order parameter as obtained as an average over systems of size $N = 2048^2$. The solid curves are listed from right to left, dashed lines of the same color represent following w in between using equidistant steps. Large symbols mark the breakdown point extrapolated for infinite systems using finite size scaling. (a) An overview, (b) zoom-in to show that for $w_c \geq 0.355$ the phase transition is of second order.

$1 - m(p, w) = a(w) - a(w) m \left(1 - \frac{1-p}{a(w)}, 0 \right)$ that is asymptotically satisfied in the $w \rightarrow 0$ limit [5] is confirmed by the new measurements. $a(w) = (1 - p_c(0) - \Delta p_c(w)) / (1 - p_c(0))$ where $\Delta p_c(w) \equiv p_c(w) - p_c(0) \propto w^\delta$ and the exponent value is $\delta = 1.006 \pm 0.009$.

The critical control parameter value and the size of the breakdown (see Figure 2) are extrapolated by finite size scaling, see Figure 8 in the Appendix. For $w > w_c$ the size of the breakdown $m_0 = 0$ indicating that macroscopic cascades do not occur. During the process when eliminating nodes one by one small cascades may occur; the smallest cascades cease to exist only at $w = 1$, see Figure 2.

The scaling exponent β_m quantitatively describes order parameter in the scaling domain of the hybrid phase transition and is defined according to (1) as $(m(p) - m_0) \propto (p - p_c)^{\beta_m}$. Without healing, the previously ob-

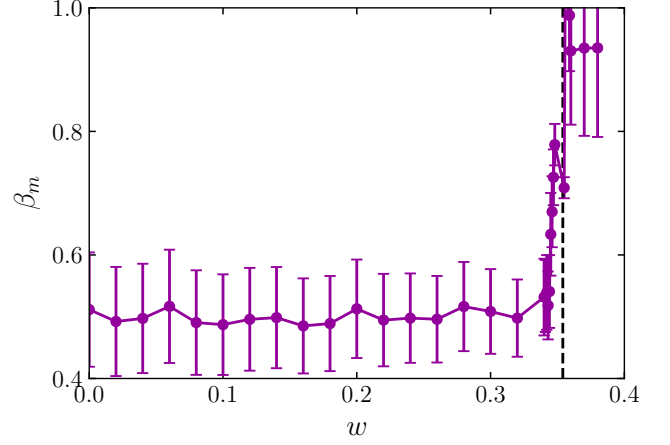


Figure 4. (color online) The exponent β_m characterizes the change of the order parameter above the jump m_0 into the critical regime. $\beta_m = 0.5 \pm 0.05$ for $w < w_c$ which confirms the theory for a universality class, and reproduces $\beta_m = 0.5$ for $w = 0$, as proved in [6]. For perfect healing ($w = 1$) the value $\beta_m = 1$.

tained and analytically proved $\beta_m = 0.5$ [6] is reproduced and it holds up to very close to w_c , see Figure 4. For $w = 0$ all the conditions of [6] (Sec. VI. A) are fulfilled, i.e., dependency links are randomly assigned with unlimited range, moreover, the percolating single network giant cluster occupies P_∞ fraction of the whole lattice and P_∞ can be expanded into Taylor-series around x_c satisfying $x_c^2 = pP_\infty(x_c)$. Therefore it follows analytically that $\beta_m = 0.5$. This value seems to be universal for $0 \leq w < w_c$.

These results suggest that there exist two universality classes. One is characterized by the hybrid transition with $\beta_m = 0.5$ and $\bar{\nu}_m \approx 2.2$. The other universality class has a vanishing giant component at breakdown and is characterized by exponents $\bar{\nu}_m \approx 2$ and $\beta_m = 1$. For the latter, see section IV C.

The exponent γ_m is defined by the scaling of the susceptibility $\chi \equiv N(\langle m^2 \rangle - \langle m \rangle^2) \propto (p - p_c)^{-\gamma_m}$. We find $\gamma_m = 1.41 \pm 0.15$ for $w = 0$ and there is a decaying trend down to $\approx 1.33 \pm 0.15$, as shown in Figure 5. Due to lack of data we are unable to measure γ_m in the region $w > w_c$. Later we will present an argument that the exponent γ_m should be 0 in this region.

B. Critical behavior of avalanches

There is another set of critical exponents [6], τ_a , σ_a , γ_a and $\bar{\nu}_a$ describing the statistics of avalanches. They can be evaluated only for $w < w_c$ where the number of avalanches is sufficient and avalanches are governed by scaling laws. The size s of the avalanche is the number of nodes failing related to a single external attack. The finite avalanches are those that happen before the

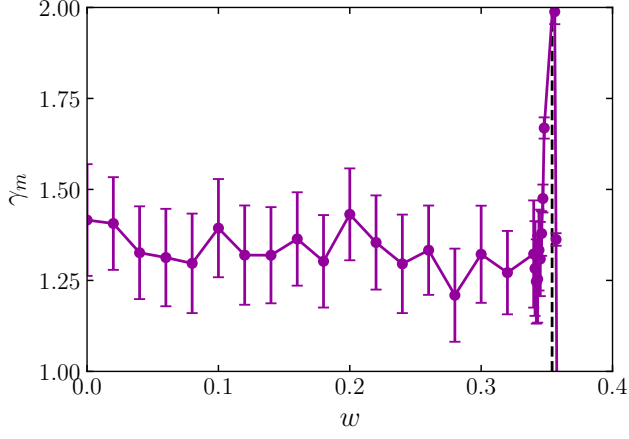


Figure 5. (color online) The exponent γ_m describes the scaling of the susceptibility close to the critical point. Due to lack of data we are unable to measure γ_m in the region $w > w_c$.

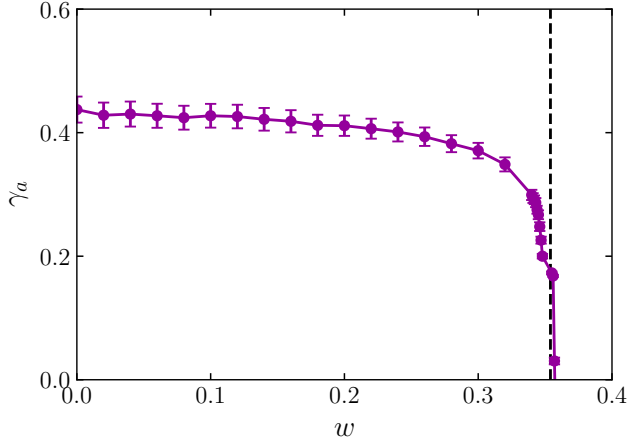


Figure 6. (color online) The exponent γ_a shows that the average avalanche size increases as the system gets close to the breakdown. Applying healing above w_c stops most avalanches, $\gamma_a = 0$. Simulation near w_c we get a mixture of systems above and below the critical healing due to finite size effects therefore our measurement of γ_a gets imprecise.

breakdown. The exponent γ_a is defined with the average size of the finite cascades $\langle s_{\text{finite}} \rangle \propto \Delta p^{-\gamma_a}$ for which $1 - \beta_m = \gamma_a$ holds [6]. This relationship is confirmed reasonably well for $w \leq 0.1$ where sufficient data is at our disposal, see Figure 6. Near w_c , however, the previously described mixing of realizations of network states from both continuous and discontinuous transitions makes our estimate for p_c less reliable. As a consequence the distance $p - p_c$ from the critical point is less reliable too making it difficult to measure critical exponents.[10] The other exponents are defined as $p_s|_{N=\infty} \propto \Delta p^{-(\tau_a-1)/\sigma_a}$ and $p_s|_{\Delta p=0} \propto N^{(\tau_a-1)/\bar{\nu}_a\sigma_a}$. The measurements support our hypothesis of a single universality class for avalanche-related exponents below w_c Figure 7. The avalanche-

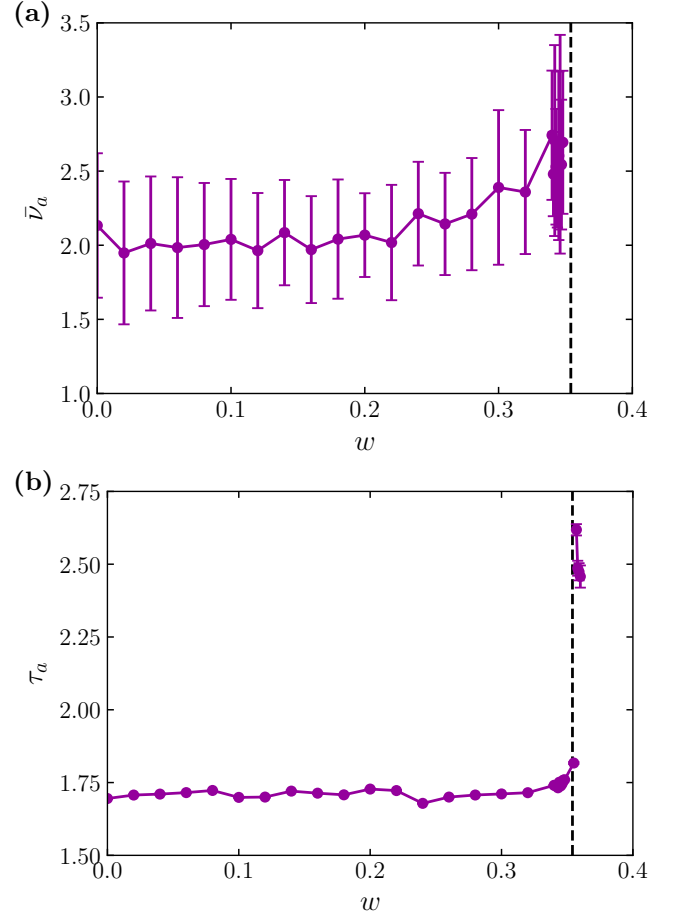


Figure 7. (color online) The exponents (a) $\bar{\nu}_a$ and (b) τ_a are approximately constant for $w < w_c$ showing that the universality classes discovered for β_m and γ_m extend to exponents related to avalanches too. Close to the critical point w_c large cascades get less likely and these exponents cannot be well defined.

related exponents are meaningless above w_c therefore we do not analyze them.

C. Behavior near $w = 1$

We have confirmed numerically that there is a critical value w_c for the healing above which macroscopic cascades disappear and the network tends to get more and more connected. Here we focus on the critical behavior close to $w = 1$ and we prove that $\beta = 1$ for this case.

In a square lattice between any two nodes U and V there exist initially at least two disjoint paths that only have U and V in common. Whenever we externally remove a node (different from U and V) at least one of those path remains intact. As a consequence all the remaining nodes remain attached to the giant component. Thanks to the perfect healing ($w = 1$) all possible bridges over the removed node are formed. This way the event-

ally cut paths between U and V are re-established and again there will be at least two disjoint paths between any two nodes. Correspondingly, in the case of interdependent layers, the removal of one node causes only the removal of its interdependent counterpart and no avalanches are induced: $m_0 = p_c = 0$, $m \equiv p$, therefore $\beta_m = 1$, $\chi_m \equiv 0$ and it does not make any sense to calculate $\gamma_m = 0$ or the exponents related to avalanches.

When $w \lesssim 1$ avalanches might occur but they are rare and small. For example, to initiate a cascade at least a small region of n nodes one needs to get separated from the connected component in one of the layers. To achieve this at least the perimeter of that region must be cut. In two dimensions the length of the perimeter is at least $\propto \sqrt{n}$. Cutting means that healing links are not allowed to form bridges. This happens with probability at most $(1-w)^{\sqrt{n}}$. When separated, the propagation of the damage from the initial n nodes may lead to a cascade of size $s \geq n$. As the dependency links have here unlimited range, the counterparts of the original nodes are far away from each other and it has small probability that their failure will lead to further separation of other components because such a separation must be prepared similarly. That is, for separating a single node in the 2D case at least three other connectivity links are needed to be cut previously without healing. This happens with probability smaller than $(1-w)^3$. So the typical cascades are of small size and one iteration. This has been confirmed by simulations. This means that, when approaching the critical point $p_c \approx 0$, the network is so densely connected that cascades are prevented almost surely so $\beta_m = 1$ holds also in the vicinity of $w = 1$. It is tempting to conclude that this observation points toward the existence of universality for $w > w_c$.

V. CONCLUSIONS

We have generalized an efficient algorithm to simulate the CF model with healing. This allowed to measure the critical properties of the phase transition as a function of the healing probability. We revealed that below the critical healing probability $w_c = 0.355$ the 2D interdependent network has a hybrid phase transition with exponents similar to the original model. Above the critical healing however, as avalanches get eliminated the network is characterized by trivial scaling exponents in the sense that fluctuations follow the central limit theorem.

The scaling relation $1 - \beta_m = \gamma_a$ holds reasonably well for $w < 0.1$.

ACKNOWLEDGMENTS

This work was partially supported by H2020 FETPROACT-GSS CIMPLEX Grant No. 641191

APPENDIX

Algorithm

1. Let \mathcal{D}_a be the set of nodes to be deleted from layer a .
2. Let \mathcal{H}_a be the set of edges proposed as healing edges. This set is built as follows: for each node $v \in \mathcal{D}_a$ list all possible pairs of the neighbors of v . Add the edge between each pair to \mathcal{H}_a with independent probability w if the edge is not already in \mathcal{H}_a and it does not exist in the network.
3. Create the edges \mathcal{H}_a to the layer a . During the previous step, these edges were not yet added to the layer a on purpose. Adding the edges in parallel with enumerating the nodes in \mathcal{D}_a has unwanted side-effects that consist of nodes explored later encountering more healing links than nodes explored first. We want to avoid this and keep the algorithm independent of the order of enumeration.
4. Remove all edges of all of the nodes in \mathcal{D}_a and remove the nodes in \mathcal{D}_a too. This might fragment the GMCC into smaller components.
5. Keep only the largest component in layer a . Let \mathcal{R}_a denote the nodes in smaller components. Remove the nodes \mathcal{R}_a and the edges belonging to them.
6. Let the \mathcal{D}_b be the new set of nodes to be deleted from layer b . \mathcal{D}_b comprises the nodes depending on the nodes removed in this round, i.e. $\text{dependent}(\mathcal{D}_a \cup \mathcal{R}_a)$.
7. Repeat changed the roles $a \leftrightarrow b$ until no more nodes are removed.

It is clear that the link creation step 3 is realized within the component before any deletion involving step 4 therefore the efficiency of the underlying dynamic graph algorithm is not degraded.

-
- [1] S. V. Buldyrev, R. Parshani, G. Paul, H. E. Stanley, and S. Havlin, *Nature* **464**, 1025 (2010).
 - [2] W. Li, A. Bashan, S. V. Buldyrev, H. E. Stanley, and S. Havlin, *Phys. Rev. Lett.* **108**, 228702 (2012).
 - [3] J. Gao, S. V. Buldyrev, H. E. Stanley, and S. Havlin,

Nat. Phys. **8**, 40 (2012).

- [4] J. Gao, S. V. Buldyrev, S. Havlin, and H. E. Stanley, *Phys. Rev. E* **85**, 066134 (2012).
- [5] M. Stippinger and J. Kertész, *Physica A: Statistical Mechanics and its Applications* **416**, 481 (2014),

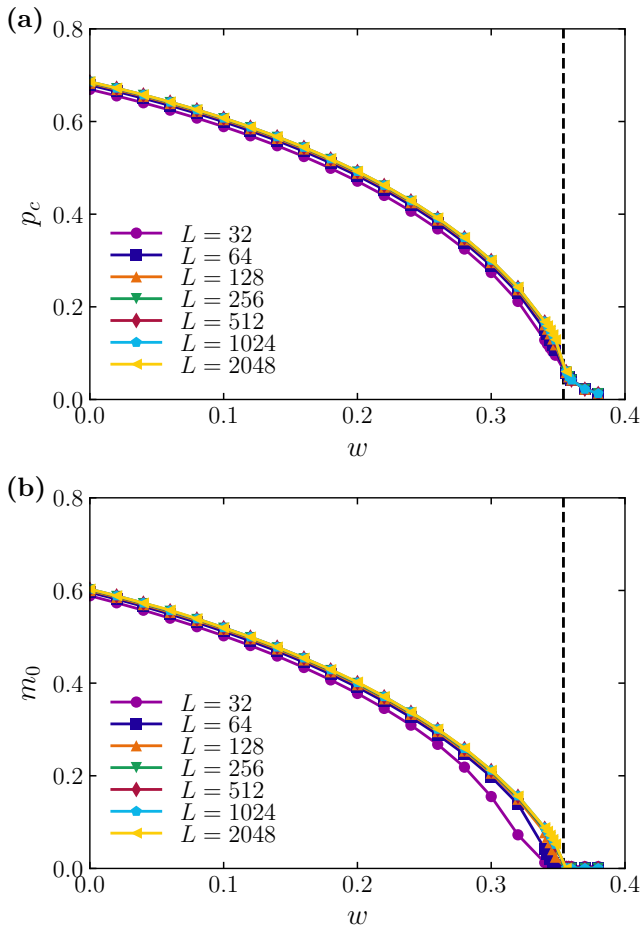


Figure 8. (color online) (a) The transition point p_c and (b) the size of the last avalanche m_0 as a function of the system size $N = L^2$ and the healing probability w . Based on this information the critical values for $L = \infty$ are extrapolated using standard finite size scaling, however, near w_c the extrapolation might fail. The possible failure is due to the unreliable measurement of $\bar{\nu}_m$, see Figure 2. The finite size scaling might be further hindered by a crossover meaning that for a small fixed w the order of m_N is increasing with N but this gets reversed at $w \approx 0.34$.

arXiv:1312.1993.

- [6] D. Lee, S. Choi, M. Stippinger, J. Kertész, and B. Kahng, Phys. Rev. E **93**, 042109 (2016).
- [7] S. Hwang, S. Choi, D. Lee, and B. Kahng, Phys. Rev. E **91**, 022814 (2015).
- [8] P. Grassberger, Phys. Rev. E **91** (2015), 10.1103/PhysRevE.91.062806.
- [9] J. Holm, K. de Lichtenberg, and M. Thorup, J. ACM **48**, 723 (2001).
- [10] Unfortunately one cannot gain insight by experimenting with p_c to get satisfactory scaling because m_0 is to be determined in parallel making the experimentation prone to errors.