

# Absence of jet quenching in peripheral nucleus–nucleus collisions

Andreas Morsch

*CERN, 1211 Geneva 23, Switzerland*

Constantin Loizides

*LBNL, Berkeley, CA, 94720, USA*

October 14, 2024

## Abstract

Medium effects on the production of high- $p_T$  particles in nucleus–nucleus (AA) collisions are generally quantified by the nuclear modification factor ( $R_{AA}$ ), defined to be unity in absence of nuclear effects. Modeling particle production including a nucleon–nucleon impact parameter dependence, we demonstrate that  $R_{AA}$  at midrapidity in peripheral AA collisions can be significantly affected by event selection and geometry biases. Even without jet quenching and shadowing, these biases cause an apparent suppression for  $R_{AA}$  in peripheral collisions, and are relevant for all types of hard probes and all collision energies. Our studies indicate that calculations of jet quenching in peripheral AA collisions should account for the biases, or else they will overestimate the relevance of parton energy loss. Similarly, expectations of parton energy loss in light–heavy collision systems based on comparison with apparent suppression seen in peripheral  $R_{AA}$  should be revised. Our interpretation of the peripheral  $R_{AA}$  data would unify observations for lighter collision systems or lower energies where significant values of elliptic flow are observed despite the absence of strong jet quenching.

Medium effects on the production of high- $p_T$  particles are in general quantified by the nuclear modification factor

$$R_{AA} = \frac{Y_{AA}}{N_{\text{coll}} Y_{pp}} = \frac{Y_{AA}}{T_{AA} \sigma_{pp}} \quad (1)$$

defined as the ratio of the per-event yield  $Y_{AA}$  measured in nucleus–nucleus (AA) collisions to the yield of an equivalent incoherent superposition of  $N_{\text{coll}}$  binary pp collisions. The number of binary collisions depends on the overlap between the two colliding nuclei quantified by the nuclear overlap  $T_{AA}$ . In the optical Glauber model [1], the nuclear overlap is obtained from the nuclear density distributions and the impact parameter  $b$  between two nuclei, which is the only parameter characterising a collision.

Instead, Monte Carlo (MC) Glauber models [1] take into account collision-by-collision fluctuations at fixed impact parameter by allowing the positions of the nucleons in the nuclei to vary. The number of binary collisions is obtained by assuming that the nucleons move on straight trajectories and a collision is counted if the nucleon–nucleon (NN) impact parameter  $b_{NN}$  is below a certain threshold (usually given by the inelastic NN cross section). For each simulated AA collision the MC Glauber determines  $N_{\text{coll}}$ , and for each of the  $N_{\text{coll}}$  nucleon–nucleon collisions the impact parameter  $b_{NN}^i$  and the respective collision position  $(x^i, y^i)$  in the transverse plane. In this way, such calculations provide important information about the energy density distribution including its event-by-event fluctuations in the initial state of AA collisions, which can be used as input for hydrodynamic calculations. However, for the evaluation of the nuclear modification factor the information about the individual NN collisions is usually ignored. An impact parameter dependent NN profile can also be enabled in the GLISSANDO model [2], but is not (yet) available in the widely-used standard Glauber MC [3, 4].

In variance to the standard MC Glauber approach, the HIJING model [5] calculates the number of hard scatterings  $N_{\text{hard}}$  from the number of NN collisions taking into account the impact parameter of each NN collision. While the NN collisions are still modeled as incoherent, the production rate of hard processes is not proportional to  $N_{\text{coll}}$  but to

$$N_{\text{hard}} = N_{\text{coll}} \cdot N_{\text{NN}}^{\text{hard}}|_C / \langle N_{\text{NN}}^{\text{hard}} \rangle, \quad (2)$$

where  $N_{\text{NN}}^{\text{hard}}|_C$  is the average number of hard scatterings in a NN collision for a given centrality selection and  $\langle N_{\text{NN}}^{\text{hard}} \rangle$  is its unbiased average value. Similarly, Ref. [6] describes an extension of the optical Glauber model, in which the nuclear overlap function is obtained from a convolution between the product of the thickness functions of the two nuclei and the nucleon–nucleon overlap function.

These extensions have important consequences for the AA impact parameter dependence of hard processes. With respect to standard Glauber  $N_{\text{coll}}$  scaling, the production of hard processes is suppressed in peripheral collisions due to a simple geometrical bias. Since the inelastic cross-section increases

$\propto b$ , the NN collisions in peripheral collisions are biased towards higher  $b_{\text{NN}}$  and, hence, have a lower probability for hard scatterings.

A further consequence arises if the yield of hard and soft processes are correlated via the common  $b_{\text{NN}}$  and centrality selection is based on soft particle production (multiplicity or summed energy) [7,8]. In this case for a given centrality class, the NN collisions can be biased towards higher or lower than average impact parameters. The event selection bias is in particular important when fluctuations of the centrality estimator due to  $b_{\text{NN}}$  are of similar size as the dynamic range of  $N_{\text{coll}}$ , as in pA collisions.

In contrast, centrality measurements based on zero-degree energy should not introduce any selection bias, while the geometric bias could still play a role. In the so called hybrid method, described in Ref. [8], the pPb centrality selection is based on zero-degree neutral energy in the Pb-going directions (slow neutrons) and  $N_{\text{coll}}$  is determined from the measured charged particle multiplicity  $M$  according to  $N_{\text{coll}} = \langle N_{\text{coll}} \rangle \cdot M / \langle M \rangle$ , where  $\langle N_{\text{coll}} \rangle$  and  $\langle M \rangle$  are, respectively, the centrality averaged number of collisions and multiplicity. In case soft and hard particle yields are affected in the same way, the selection bias would cancel in the nuclear modification factor.

In peripheral AA collisions, one can expect the selection bias to be relevant, in addition to the geometric bias. To illustrate its potential effect on peripheral  $R_{\text{AA}}$  we use PHENIX data in 80–92% central AuAu collisions at  $\sqrt{s_{\text{NN}}} = 0.2$  TeV [9, 10] and CMS data in 70–90% central PbPb collisions at  $\sqrt{s_{\text{NN}}} = 5.02$  TeV [11]. Above 5.25 GeV/ $c$  the PHENIX data from 2008 and 2012 were averaged using the quadratic sum of statistical and systematic uncertainties of the original measurements as weights. The PHENIX data are shown in Fig. 1 up to 10 GeV/ $c$  and the CMS data in Fig. 2 up to 30 GeV/ $c$ . The error bars represent statistical, while the shaded boxes the systematic uncertainties. The vertical box around 1 at 0.5 GeV/ $c$  denotes the global normalization uncertainty, which is dominated by the uncertainties on determining the centrality and  $N_{\text{coll}}$  (or  $T_{\text{AA}}$ ) from Glauber. As indicated in the figures, constant functions were fit to the PHENIX and CMS data between 3–17 GeV/ $c$  and between 10–100 GeV/ $c$ , respectively, yielding a value of  $0.80 \pm 0.03$  GeV/ $c$  and  $0.74 \pm 0.02$  GeV/ $c$  with a reduced  $\chi^2 < 1$  using statistical and systematic uncertainties added in quadrature. Using a linear fit instead of a constant would in both cases result in a slope consistent with 0. For PbPb at 5.02 TeV, this is distinctively different to the 50–70% centrality class, where  $R_{\text{AA}}$  exhibits a significant slope of about 0.003 GeV<sup>2</sup>/ $c^2$ , indicating that  $R_{\text{AA}} \sim 1$  is reached at around 125 GeV/ $c$ , although parton energy loss should play a stronger role than in the more peripheral class.

The data are compared to HIJING (v1.383) calculations without jet quenching and shadowing and a toy model called HG-PYTHIA, which is

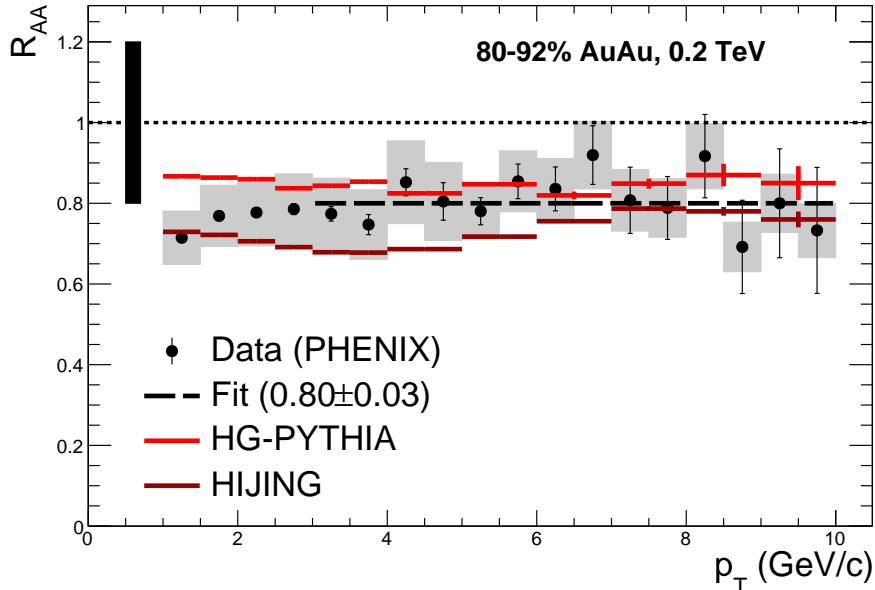


Figure 1:  $R_{AA}$  versus  $p_T$  in 80–92% central AuAu collisions at  $\sqrt{s_{NN}} = 0.2$  TeV. The PHENIX data from [9, 10], which were averaged as explained in the text, are compared to HG-PYTHIA and HIJING calculations. For details, see text.

based on the HIJING Glauber model for the initial state and PYTHIA [12] as explained below. Besides the jet quenching and shadowing settings, all other settings in HIJING were used as set by default, except the minimum  $p_T$  of hard or semi-hard scatterings, which was set to 2.3 (instead of 2.0) GeV for PbPb collisions at 5.02 TeV.

HIJING accounts for fluctuations of  $N_{NN}^{\text{hard}}$  via an NN overlap function  $T_{NN}$  that depends on  $b_{NN}$ . The probability for an inelastic NN collision is given by

$$d\sigma_{\text{inel}} = 2\pi b_{NN} db_{NN} [1 - e^{-(\sigma_{\text{soft}} + \sigma_{\text{hard}})T_{NN}(b_{NN})}] , \quad (3)$$

where  $\sigma_{\text{soft}}$  is the geometrical soft cross-section of 57 mb related to the nucleon size and  $\sigma_{\text{hard}}$  the energy-dependent pQCD cross-section for  $2 \rightarrow 2$  parton scatterings. At  $\sqrt{s_{NN}} = 0.2$  and 5.02 TeV,  $\sigma_{\text{hard}} = 11.7$  and 166.2 mb, respectively, while below 0.04 TeV it is only about 1 mb. The NN overlap is approximated by the Eikonal function as  $T_{NN} \propto \xi^3 K_3(\xi)$  with  $\xi \propto b_{NN}/\sqrt{\sigma_{\text{soft}}}$ . If there is at least one hard NN collision, the number of hard scatterings or multiple parton interactions (MPI) per NN interactions is distributed as

$$P(N_{NN}^{\text{hard}}) = \frac{\langle N_{NN}^{\text{hard}} \rangle^{N_{NN}^{\text{hard}}}}{N_{NN}^{\text{hard}}!} e^{-\langle N_{NN}^{\text{hard}} \rangle} \quad (4)$$

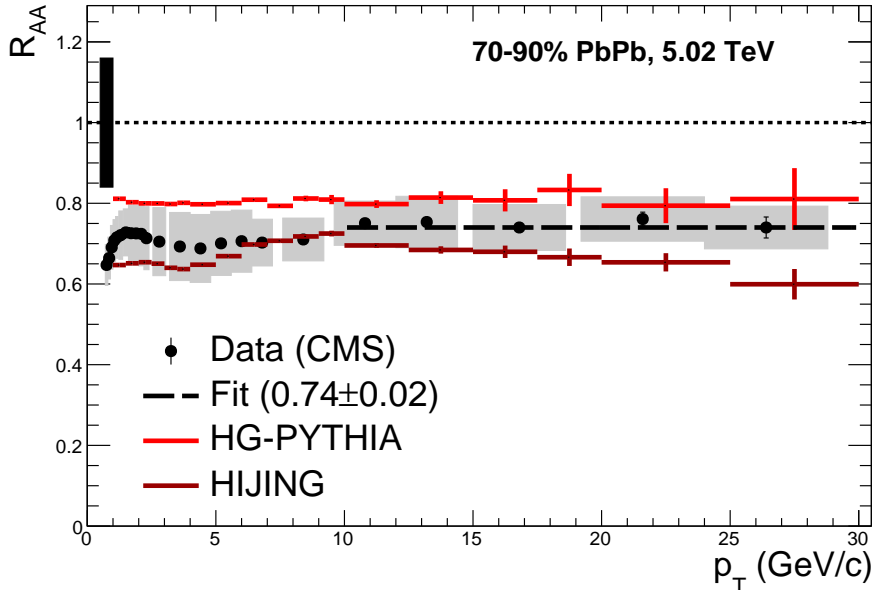


Figure 2:  $R_{AA}$  versus  $p_T$  in 70–90% central PbPb collisions at  $\sqrt{s_{NN}} = 5.02$  TeV. The CMS data from [11] are compared to HG-PYTHIA and HIJING calculations. For details, see text.

with the average number of hard scatterings determined by  $b_{NN}$  as

$$\langle N_{NN}^{\text{hard}} \rangle = \sigma_{\text{hard}} T_{NN}(b_{NN}). \quad (5)$$

For a soft NN collision  $N_{NN}^{\text{hard}} = 0$ . The average number of hard collisions per NN collisions decreases from  $\langle N_{NN}^{\text{hard}} \rangle = 1.77$  at  $\sqrt{s_{NN}} = 5.02$  TeV to 0.28 at 0.2 TeV and becomes negligible ( $< 0.05$ ) below 0.04 TeV. The total number of hard scatterings for a AA collision is then obtained by looping over all NN collisions in the MC Glauber, i.e.  $N_{\text{hard}} = \sum_{i=1}^{N_{\text{coll}}} (N_{NN}^{\text{hard}})_i$ .

In HIJING,  $R_{AA}$  at high  $p_T$  for central collisions is not unity even in absence of jet quenching and shadowing, possibly due to the implementation of adhoc energy–momentum conservation for large  $N_{NN}^{\text{hard}}$  and due the treatment of multiple scattering to model the “Cronin” effect [13].

To overcome these features and to study a baseline corresponding to an incoherent and unconstrained superposition of NN collisions, we developed HG-PYTHIA. For a given MC Glauber event calculated in HIJING, we run PYTHIA (v6.28 with Perugia 2011 tune) to generate pp events with exactly  $(N_{NN}^{\text{hard}})_i$  multiple parton interactions for each NN collision  $i$ , where  $i$  runs from 0 to  $N_{\text{coll}}$ . The generated particles from all PYTHIA events are then combined and treated like a single AA event in the further analysis.

The model calculations were performed at  $\sqrt{s_{\text{NN}}} = 0.2$  TeV for AuAu and 5.02 TeV for PbPb collisions. The respective pp references were obtained with the same MPI model from HIJING as for AA collisions. The centrality selection was done similarly to the data, namely by ordering events based on the charged particle multiplicity in  $3 < |\eta| < 4$  for the low and  $2.5 < |\eta| < 5$  for the high energy data, respectively. The multiplicity in the models approximately scales with  $N_{\text{hard}}$  and hence can not be expected to be in agreement with the data. However, by ordering the events according to multiplicity for the centrality selection, this deficiency is not relevant for the present study. The average number of collisions needed for  $R_{\text{AA}}$  was obtained directly from the model for the selected range in multiplicity and was found to be about  $N_{\text{coll}} = 4.1$  and 8.6, respectively, similar to the values reported by the experiments.

The results of the model calculations are compared to the data in Figs. 1 and 2. As expected due to the selection bias, both calculations are below 1 even in absence of any initial or final state effect in the model. The models describe the data at both collision energies, despite a factor of 25 difference in their center-of-mass energies. HG-PYTHIA has the tendency to overshoot the data, while HIJING to undershoot the data, and appears to decrease with increasing  $p_{\text{T}}$ . Presumably this originates from the adhoc energy-momentum conservation and strong multiple scattering implemented in HIJING, which is purposely neglected in HG-PYTHIA, and hence the difference between the two models may be taken as a extreme range of model predictions. The experimental results have large global normalization uncertainties of about 15 to 20%, which however are largely correlated with those of the calculations, since in all cases the same types of MC Glauber simulation are used. However, the PHENIX data may be affected by finite trigger inefficiency in the peripheral bin, whose correction as in the case of dA collisions [14] would work in the opposite direction than the multiplicity bias [15].

Finally, we discuss the relative importance of the geometry and selection biases on  $R_{\text{AA}}$ . In HG-PYTHIA,  $R_{\text{AA}}$  at high  $p_{\text{T}}$  approaches  $N_{\text{NN}}^{\text{hard}}|_{\text{C}} = N_{\text{hard}}/N_{\text{coll}}/\langle N_{\text{NN}}^{\text{hard}} \rangle$  from Eq. 2 by construction. The ratio of  $N_{\text{hard}}/N_{\text{coll}}$  for AuAu and PbPb collisions normalized the average number of  $N_{\text{hard}}$  in pp collisions at  $\sqrt{s_{\text{NN}}} = 0.2$  and  $\sqrt{s_{\text{NN}}} = 5.02$  TeV, respectively, was calculated, and plotted versus centrality class in 5% intervals in Fig. 3. The events were either ordered according to impact parameter probing only the geometry bias, or according to charged particle multiplicity in the same rapidity ranges as before, probing both the geometry and the selection biases. It turns out that the geometry bias sets in at mid-central collisions, reaching up to 10 to 20% for most peripheral collisions. The additional effect of the

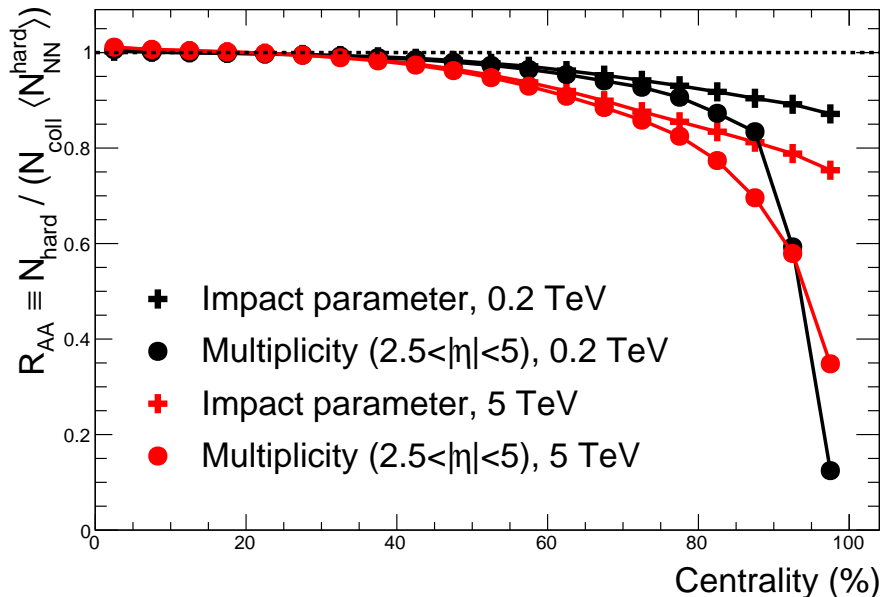


Figure 3:  $R_{AA}$  versus centrality for AuAu and PbPb collisions at  $\sqrt{s_{NN}} = 0.2$  and  $\sqrt{s_{NN}} = 5.02$  TeV, respectively, calculated with HG-PYTHIA, where  $R_{AA} \equiv N_{\text{hard}}/N_{\text{coll}}/\langle N_{NN}^{\text{hard}} \rangle$  by construction. For details, see text.

selection bias becomes noticeable above the 60% percentile and is significant above the 80% percentile, reaching up to 75% and 40% for most peripheral collisions. The onset of the selection bias is steeper for the lower collision energy, as expected if the fluctuations of the multiplicity and the dynamic range of  $N_{\text{coll}}$  are similar. For peripheral classes of 85% and beyond, another bias becomes increasingly important, namely the multiplicity selection in AA collisions effectively cuts into the pp cross section, suppressing the rate of hard processes relative to minimum bias pp collisions. While at center-of-mass energies of below 40 GeV [16], the effect from multiple interactions can be neglected, the latter, so called “jet-veto” [8], bias is strongly enhanced due to auto-correlations, since centrality estimators at mid-rapidity were used. Hence, the ratio of yields in central to peripheral collisions,  $R_{CP}$ , which is intended to quantify nuclear modification in absence of pp reference data, would be larger than unity in absence of nuclear effects.

In conclusion, our model studies which employ particle production including a nucleon–nucleon impact parameter dependence in AA collisions but no nuclear effects, demonstrate that  $R_{AA}$  at midrapidity in peripheral AA collisions can be significantly affected by event selection and geometry biases, similar to those previously discussed in the context of pPb collisions at the LHC [8]. The apparent suppression induced by the biases for peripheral  $R_{AA}$

results are present at all high energy collisions, and for very peripheral collisions expected to be stronger for lower energy collisions. In principle, all hard probes should be similarly affected; examples are the most peripheral  $R_{AA}$  of inclusive  $J/\psi$  [17] or jets [18] at LHC energies. In particular, for the discussion of the onset of parton energy loss studied with the RHIC beam energy scan [16] it is important to take the biases into account when considering the ratio of yields in central to peripheral collisions, which may lead to an artificial enhancement of  $R_{CP}$  in absence of nuclear effects. Calculations that attempt to address parton energy loss in peripheral collisions have to account for the effect, or else they will overestimate the suppression caused by parton energy loss. For example, in the model calculation [19], the extracted transport coefficient changes by an order of magnitude from 0.1 GeV<sup>2</sup>/fm, ie. similar to cold nuclear matter, for  $R_{AA} \sim 1$  in 80–92% to 1 GeV<sup>2</sup>/fm, ie. hot nuclear matter, for  $R_{AA} \sim 0.8$  in 60–70% AuAu collisions at  $\sqrt{s_{NN}} = 0.2$  TeV. Hence, our studies indicate that expectations of parton energy loss in light–heavy collision systems [20–22], which were perhaps guided by comparing with apparent suppression seen in peripheral  $R_{AA}$ , should be revisited. Our interpretation of the peripheral  $R_{AA}$  data would also imply that there are significant values of elliptic flow ( $v_2$ ) observed in peripheral AA collisions despite absence of strong jet quenching, similar to what is seen in low-energy heavy-ion collisions [23], or in light–heavy or even light–light collisions (see references in [24]).

To further study the effect of the biases, it would be useful measure peripheral  $R_{AA}$  (or integrated values above  $\sim 10$  GeV/ $c$ ) in finer (5% wide) centrality intervals. The trend of the progressively more peripheral  $R_{AA}$  values should clearly demonstrate the effect of the biases, as one would expect the  $R_{AA}$  values to decrease, and not to rise, as expected if parton energy loss decreases. Further experimental studies, such as measurements of candle cross sections in peripheral AA collisions, would be needed to experimentally constrain the biases, but they are not straight forward due to the reduced parton luminosity, and due to significant contamination from ultra-peripheral collisions and electro-magnetic processes.

## Acknowledgments

We thank Jamie Nagle and Yen-Jie Lee for fruitful discussions. The work of C. Loizides is supported by the U.S. Department of Energy, Office of Science, Office of Nuclear Physics, under contract number DE-AC02-05CH11231.



## References

- [1] M. L. Miller, K. Reygers, S. J. Sanders, and P. Steinberg, “Glauber modeling in high energy nuclear collisions,” *Ann. Rev. Nucl. Part. Sci.* **57** (2007) 205–243, [arXiv:nuc1-ex/0701025](#) [nuc1-ex].
- [2] M. Rybczynski, G. Stefanek, W. Broniowski, and P. Bozek, “GLISSANDO 2 : GLauber Initial-State Simulation AND mOre, ver. 2,” *Comput. Phys. Commun.* **185** (2014) 1759–1772, [arXiv:1310.5475](#) [nuc1-th].
- [3] B. Alver, M. Baker, C. Loizides, and P. Steinberg, “The PHOBOS Glauber Monte Carlo,” [arXiv:0805.4411](#) [nuc1-ex].
- [4] C. Loizides, J. Nagle, and P. Steinberg, “Improved version of the PHOBOS Glauber Monte Carlo,” *SoftwareX* **1-2** (2015) 13–18, [arXiv:1408.2549](#) [nuc1-ex].
- [5] X.-N. Wang and M. Gyulassy, “HIJING: A Monte Carlo model for multiple jet production in pp, pA and AA collisions,” *Phys. Rev.* **D44** (1991) 3501–3516.
- [6] J. Jia, “Influence of the nucleon-nucleon collision geometry on the determination of the nuclear modification factor for nucleon-nucleus and nucleus-nucleus collisions,” *Phys. Lett.* **B681** (2009) 320–325, [arXiv:0907.4175](#) [nuc1-th].
- [7] **ALICE** Collaboration, B. Abelev *et al.*, “Centrality determination of PbPb collisions at  $\sqrt{s_{\text{NN}}} = 2.76$  TeV with ALICE,” *Phys. Rev.* **C88** no. 4, (2013) 044909, [arXiv:1301.4361](#) [nuc1-ex].
- [8] **ALICE** Collaboration, J. Adam *et al.*, “Centrality dependence of particle production in pPb collisions at  $\sqrt{s_{\text{NN}}} = 5.02$  TeV,” *Phys. Rev.* **C91** no. 6, (2015) 064905, [arXiv:1412.6828](#) [nuc1-ex].
- [9] **PHENIX** Collaboration, A. Adare *et al.*, “Suppression pattern of neutral pions at high transverse momentum in AuAu collisions at  $\sqrt{s_{\text{NN}}} = 200$  GeV and constraints on medium transport coefficients,” *Phys. Rev. Lett.* **101** (2008) 232301, [arXiv:0801.4020](#) [nuc1-ex].
- [10] **PHENIX** Collaboration, A. Adare *et al.*, “Neutral pion production with respect to centrality and reaction plane in AuAu collisions at  $\sqrt{s_{\text{NN}}} = 200$  GeV,” *Phys. Rev.* **C87** no. 3, (2013) 034911, [arXiv:1208.2254](#) [nuc1-ex].

- [11] **CMS** Collaboration, V. Khachatryan *et al.*, “Charged-particle nuclear modification factors in PbPb and pPb collisions at  $\sqrt{s_{NN}} = 5.02$  TeV,” *JHEP* **04** (2017) 039, [arXiv:1611.01664](#) [nucl-ex].
- [12] T. Sjostrand, S. Mrenna, and P. Z. Skands, “PYTHIA 6.4 Physics and Manual,” *JHEP* **05** (2006) 026, [arXiv:hep-ph/0603175](#) [hep-ph].
- [13] D. Antreasyan, J. W. Cronin, H. J. Frisch, M. J. Shochet, L. Kluberg, P. A. Piroue, and R. L. Sumner, “Production of hadrons at large transverse momentum in 200, 300 and 400 GeV pp and pn collisions,” *Phys. Rev.* **D19** (1979) 764–778.
- [14] **PHENIX** Collaboration, A. Adare *et al.*, “Centrality categorization for  $R_{p(d)A}$  in high-energy collisions,” *Phys. Rev.* **C90** no. 3, (2014) 034902, [arXiv:1310.4793](#) [nucl-ex].
- [15] J. Nagle Private communication, 2017.
- [16] X. Luo, “Exploring the QCD phase structure with Beam Energy Scan in heavy-ion collisions,” *Nucl. Phys.* **A956** (2016) 75–82, [arXiv:1512.09215](#) [nucl-ex].
- [17] **ALICE** Collaboration, J. Adam *et al.*, “ $J/\psi$  suppression at forward rapidity in PbPb collisions at  $\sqrt{s_{NN}} = 5.02$  TeV,” *Phys. Lett.* **B766** (2017) 212–224, [arXiv:1606.08197](#) [nucl-ex].
- [18] **CMS** Collaboration, V. Khachatryan *et al.*, “Measurement of inclusive jet cross-sections in pp and PbPb collisions at  $\sqrt{s_{NN}}=2.76$  TeV,” *Submitted to: Phys. Rev. C* (2016) , [arXiv:1609.05383](#) [nucl-ex].
- [19] A. Dainese, C. Loizides, and G. Paic, “Leading-particle suppression in high energy nucleus-nucleus collisions,” *Eur. Phys. J.* **C38** (2005) 461–474, [arXiv:hep-ph/0406201](#) [hep-ph].
- [20] X. Zhang and J. Liao, “Jet quenching and its azimuthal anisotropy in AA and possibly high multiplicity pA and dA collisions,” [arXiv:1311.5463](#) [nucl-th].
- [21] K. Tywoniuk, “Is there jet quenching in pPb?,” *Nucl. Phys.* **A926** (2014) 85–91.
- [22] C. Shen, C. Park, J.-F. Paquet, G. S. Denicol, S. Jeon, and C. Gale, “Direct photon production and jet energy-loss in small systems,” *Nucl. Phys.* **A956** (2016) 741–744, [arXiv:1601.03070](#) [hep-ph].

- [23] **STAR** Collaboration, L. Adamczyk *et al.*, “Measurement of elliptic flow of light nuclei at  $\sqrt{s_{NN}} = 200, 62.4, 39, 27, 19.6, 11.5,$  and  $7.7$  GeV at the BNL Relativistic Heavy Ion Collider,” *Phys. Rev.* **C94** no. 3, (2016) 034908, [arXiv:1601.07052](#) [nucl-ex].
- [24] C. Loizides, “Experimental overview on small collision systems at the LHC,” *Nucl. Phys.* **A956** (2016) 200–207, [arXiv:1602.09138](#) [nucl-ex].