

Toward a complete theory for predicting inclusive deuteron breakup away from stability

G. Potel¹ e-mail: potel@nsl.msui.edu, G. Perdikakis^{1,2,3}, e-mail: perdi1g@cmich.edu, B. V. Carlson⁴ e-mail: brett@ita.br, M. C. Atkinson⁵, W. H. Dickhoff⁵, J. E. Escher⁶, M. S. Hussein^{4,7,8}, J. Lei^{9,10a}, W. Li¹, A. O. Macchiavelli¹¹, A. M. Moro⁹, F. M. Nunes^{1,12}, S. D. Pain¹³, and J. Rotureau¹

¹ Facility for Rare Isotope Beams, Michigan State University, East Lansing, MI 48824, USA

² Department of Physics, Central Michigan University, Mt. Pleasant, MI 48859, USA

³ Joint Institute for Nuclear Astrophysics–Center for the Evolution of the Elements, East Lansing, MI 48824, USA

⁴ Instituto Tecnológico de Aeronáutica, DCTA, 12.228-900 São José dos Campos, SP, Brazil

⁵ Department of Physics, Washington University, St. Louis, MO 63130, USA

⁶ Lawrence Livermore National Laboratory, Livermore, California 94550, USA

⁷ Departamento de Física Matemática, Instituto de Física, Universidade de São Paulo, C.P. 66318, 05314-970, São Paulo, SP, Brazil

⁸ Instituto de Estudos Avançados, Universidade de São Paulo, C.P. 72012, 05508-970, São Paulo, SP, Brazil

⁹ Departamento de FAMN, Universidad de Sevilla, Apartado 1065, 41080 Sevilla, Spain

¹⁰ Institute of Nuclear and Particle Physics, Ohio University, Athens, Ohio 45701, USA

¹¹ Nuclear Science Division, Lawrence Berkeley National Laboratory, Berkeley, California 94720, USA

¹² Department of Physics and Astronomy, Michigan State University, East Lansing, Michigan 48824-1321, USA

¹³ Physics Division, Oak Ridge National Laboratory, Oak Ridge, Tennessee 37831, USA

the date of receipt and acceptance should be inserted later

Abstract. We present an account of the current status of the theoretical treatment of inclusive (d, p) reactions in the breakup–fusion formalism, pointing to some applications and making the connection with current experimental capabilities. Three independent implementations of the reaction formalism have been recently developed, making use of different numerical strategies. The codes also originally relied on two different but equivalent representations, namely the prior (Udagawa–Tamura, UT) and the post (Ichimura–Austern–Vincent, IAV) representations. The different implementations have been benchmarked, and then applied to the Ca isotopic chain. The neutron–Ca propagator is described in the Dispersive Optical Model (DOM) framework, and the interplay between elastic breakup (EB) and non–elastic breakup (NEB) is studied for three Ca isotopes at two different bombarding energies. The accuracy of the description of different reaction observables is assessed by comparing with experimental data of (d, p) on $^{40,48}\text{Ca}$. We discuss the predictions of the model for the extreme case of an isotope (^{60}Ca) currently unavailable experimentally, though possibly available in future facilities (nominally within production reach at FRIB). We explore the use of (d, p) reactions as surrogates for (n, γ) processes, by using the formalism to describe the compound nucleus formation in a $(d, p\gamma)$ reaction as a function of excitation energy, spin, and parity. The subsequent decay is then computed within a Hauser–Feshbach formalism. Comparisons between the $(d, p\gamma)$ and (n, γ) induced gamma decay spectra are discussed to inform efforts to infer neutron captures from $(d, p\gamma)$ reactions. Finally, we identify areas of opportunity for future developments, and discuss a possible path toward a predictive reaction theory.

PACS. 2 1 – 2 1.10.-k – 2 4 – 2 5.45.-z – 2 4.87.+y

1 Introduction and Motivation

Nuclear reactions provide an important source of structure information. Deuteron induced reactions $d + A$ in particular have played a prominent role in our field. From the experimental perspective they are attractive because these reactions can be studied both in direct kinematics

(the deuteron being the beam) and in inverse kinematics (where the target is deuterated), and thus allow one to probe a wide spectrum of phenomena. Among the various reaction channels of interest, elastic and inelastic scattering, as well as neutron transfer have been extensively explored since the sixties. A much smaller body of work can be found in the literature for (d, n) reactions due to the increased difficulty in measuring the neutron. Given

^a Present address

the loosely bound nature of the deuteron, elastic breakup $A(d, pn)A$, where both neutrons and protons fly away from the target, leaving the target in its ground state, is an important channel. In addition, the deuteron induces a variety of non-elastic processes, including processes leading to the formation of a compound nucleus, which are also of interest for many applications.

Recently there has been an upsurge of interest in applying the theory of inclusive breakup to (d, p) reactions. The motivation for such research activity is the potential application of the theory to extract neutron or proton capture cross sections. These can be used to address questions on the origin and synthesis of the elements in the cosmos ([1,2]). Of course, for an answer to these astrophysical questions nuclear physics information has to be included in the modeling of the various astrophysical environments of interest. In particular, for all the corresponding stellar conditions, reliable constrained thermonuclear reaction rates have to be available for the variety of nuclear reaction mechanisms accessible to the system at stellar temperatures, and for the vast number of participating nuclei. Two types of thermonuclear processes are predominantly relevant to these environments, the explosive hydrogen burning in Type I X-ray bursters and Novae mediated by proton capture (p, γ) reactions, and the neutron capture processes in Supernovae and Compact Object Mergers.

Factors such as the very low reaction cross sections at the astrophysical temperature of interest, the unavailability of neutron targets or/and the unavailability of the more unstable isotopes in adequate beam intensities, limit the degree to which such reactions can be studied directly experimentally. Consequently, experimental efforts have concentrated on indirect ways to either constrain or deduce the required reaction rates. (d, p) reactions have been used to probe in an indirect way these (n, γ) reactions using reaction theory to interpret the results and extract the needed reaction rates. The consistent treatment of the competing reaction mechanisms in deuteron-induced reactions and the application of a self-consistent theoretical treatment for bound and unbound states near and away from stability remains a challenge for nuclear reaction studies.

Similar experimental challenges exist for direct studies of neutron capture reactions on radioactive nuclei present in the fuel or the waste of nuclear reactors. It has been demonstrated that problems such as the effective transmutation of nuclear waste in accelerator driven systems or in fast breeder reactors can be studied using deuteron-induced reactions (for a recent example in the case of ^{238}U see [3]). Both types of problems (low reaction rates and unavailability of n targets) can be addressed in an attractive application of deuteron-induced reactions by using inverse-kinematics experiments with exotic beams.

1.1 Theory challenges

From a theoretical perspective, deuteron induced reactions are attractive, mainly due to the simple structure of the deuteron: the complex many-body problem $d + A$

can be approximately treated as a three-body problem $n + p + A$. Even though this presents a dramatic simplification of the problem, challenges remain. While the solution to the few-body scattering problem is well under control for few-nucleon systems, it still poses difficulties for deuteron induced reactions on nuclear targets, particularly due to the Coulomb interaction. The reduction from the many-body problem to a three-body description, requires the introduction of effective nucleon-nucleus interactions that are not well studied. Microscopically, these interactions are nonlocal, which for many implementations increases the numerical difficulty of the problem. They should also be dispersive, connecting the bound states of the $A + N$ system to the scattering states. This brings us to one of the underlying science questions of rare isotope physics, i.e., how the properties of protons and neutrons in the nucleus change from the valley of stability to the respective drip lines.

Elastic nucleon scattering has traditionally provided insights into this question for stable nuclei by clarifying how a nucleon experiences its propagation through the nucleus at positive energy. This experience is usually represented in terms of an energy-dependent complex potential, the optical potential. A theoretical framework for this potential was developed by Feshbach [4,5] employing projection techniques. A related connection between elastic-scattering data and nucleon propagation was established by Bell and Squires [6] demonstrating that the nucleon elastic-scattering \mathcal{T} -matrix is equivalent to the reducible self-energy obtained by iterating the irreducible one to all orders with the free nucleon propagator [7,8,9]. This provides a more flexible approach in the present context since both reaction and structure information are simultaneously addressed unlike the Feshbach projection formulation which only emphasizes the elastic scattering aspects of the optical potential [4,5]. Traditionally, positive energy nucleons are described by fitted optical potentials mostly in local form [10,11]. Bound nucleons are usually analyzed with static potentials that lead to an independent-particle model (IPM) modified by the interaction between valence nucleons as *e.g.* in traditional shell-model calculations [12,13]. The link between nuclear reactions and nuclear structure is provided by considering these potentials as representing different energy domains of one underlying nucleon self-energy. The seminal work of Mahaux and Sartor emphasized the link between these traditionally separate fields in nuclear physics [14,15]. Finally, one important question is how does one treat the inelastic processes without giving way to uncontrolled approximations. It is the goal of our community to develop a predictive (yet feasible) theory that can handle the large array of reaction mechanisms, with quantifiable uncertainties.

One of the first attempts to give a simple and yet semi-quantitative measure of the cross section for the observation of one of the fragments while allowing the other fragment to interact with the target, the inclusive non-elastic breakup, was supplied by Serber [16]. The Serber formula is, in a nutshell, the product of the square of the Fourier transform of the ground state wave function of

the projectile and the total reaction cross section of the unobserved fragment. The singles spectrum, observed by experiment, is the sum of the Serber cross section plus the diffractive, elastic breakup cross section. A more rigorous formulation of the breakup process using the theory of direct reactions, resulted in an inclusive breakup cross section which maintains the essentials of the Serber formula, but pays due attention to distortion effects on the observed fragment and the internal motion of the two fragments inside the projectile on their scattering and reaction mechanisms [17, 18, 19, 20, 21, 22]. The formal separation between elastic breakup and inclusive non-elastic breakup was made possible through the formal developments advanced in [23, 24]. The above theories, based on the Distorted Wave Born Approximation (DWBA), were discussed in detail in [25], and an exact three-body description of the breakup process was supplied. One issue highlighted in [25], was the difference between the post DWBA theory of Ichimura, Austern, and Vincent (IAV) [21], and the prior DWBA theory of Udagawa and Tamura (UT) [19]. It was concluded that the UT theory [19] supplies only the two-step process of elastic breakup followed by the capture of the interacting fragment by the target. The more comprehensive IAV theory contains other non-elastic processes, which are accounted for by the Hussein McVoy (HM) theory. A formal demonstration of the inclusiveness of the IAV cross section was given by [26, 27].

In Ref. [28] the UT formula based on the prior form of the DWBA, was employed and an attempt was made to give theoretical foundation for the use of (d, p) reactions in the Surrogate method [29], while Refs. [30, 31, 32] employed the post IAV formulation. The latter was also employed by [3] for the ^{238}U fast breeder reactor application. The question that arises naturally, is how are these methods related? Refs. [26, 27] derived the relation between the IAV and the UT and HM theories and this has been tested in [31]. In this paper we supply further insight into the different approaches to (d, p) reactions, and point out future developments and applications. We also supply a more detailed derivation of the Surrogate cross section.

1.2 Experimental context

Deuteron-induced reactions have been studied experimentally for decades in normal kinematics utilizing deuteron beams, which can be delivered by relatively modest accelerator facilities, and stable targets. Over the last two decades or so, significant effort has been extended toward the measurement of deuteron-induced reactions in inverse kinematics, in order to increase its applicability to all nuclei that can be made into beams, stable or unstable.

Inverse kinematic measurements introduce a number of experimental challenges over stable-beam measurements, including kinematic compression, a large dynamic range of the energies of light-ion ejectiles (requiring high position resolution), increased target-thickness contributions to resolution. In addition, for radioactive beams, issues regarding beam intensity, emittance and the time structure

of some radioactive beams need be addressed. Essentially, two solutions have been identified pertaining to these issues. The optimization of charged particle detection and resolution, or the supplementation of charged particle detection with γ -ray measurements that are much less impacted by the challenges of inverse kinematics.

The Oak Ridge Rutgers University Barrel Array (OR-RUBA) was developed in 2004-2005 as the first large silicon array in the US dedicated to such inverse kinematic measurements, with a primary focus on the measurement of (d, p) reactions on fission fragments. The array is based upon resistive strip detector technology to provide high resolution in angle and position of detection complemented by a large angular coverage around the target (hence the barrel geometry) and using electronics able to cope with the high dynamic range of light particle energies. The array has been used for a series of transfer measurements using ISOL beams at the HRIBF over the 2006 to 2014 period.

An alternative solution to the inverse kinematics problems and in particular to the effects of kinematic compression on the particle spectra and the need for large angular coverage is the Helical Orbit Spectrometer (HELIOS) device [33]. HELIOS enables the reactions to be performed in a uniform magnetic field, the axis of which is aligned with the beam axis. In this environment, the light-ion ejectiles undergo helical orbits in the magnetic field, ultimately returning to the beam axis from which they were emitted. By measuring their energy, and time and location of return to the beam axis in a silicon array, it is possible to obtain particle identification and a measure of the particle's energy in the center-of-mass system, thereby bypassing the effects of kinematic compression.

The approach of measuring γ rays can provide a solution to the target thickness and energy resolution problems in radioactive beam experiments. γ ray spectroscopy is less impacted by the beam quality and target thickness. There is an associated efficiency loss to γ -ray measurements compared with particle spectroscopy (typically about a factor of ten for larger Ge arrays) much of which can be made up with increased target thickness. At low beam energies (e.g. below about 10 MeV/A), Doppler correction using coarse segmentation of coaxial Ge or Clover detectors can be sufficient to significantly exceed the state-of-the-art particle energy resolution. At higher beam energies, the Doppler broadening becomes more significant, requiring higher-spatial resolution for the γ -ray interaction. To this end, the γ -Ray Energy Tracking In-beam Nuclear Array (GRETINA) has been developed [34]; this instrument is already revolutionizing the resolution obtainable by transfer reactions in inverse kinematics with fast beams [35]. GRETINA is a first-stage low angular coverage development predecessor of the 4π covering γ ray Energy Tracking Array (GRETA) which is currently under development and will be the workhorse for γ -ray measurements at 30-45 MeV/A beam energies with FRIB.

Combining γ ray and particle detection, various Si particle detector couplings to Ge γ ray arrays have been developed over the past decade, (e.g. TIARA, SHARC+TIGRESS,

T-REX+Miniball) to reap the benefits of both solutions. More recently, the Gammasphere and ORRUBA: Dual Detectors for Experimental Structure Studies (GODDESS) detector system has been developed, benefiting from the large diameter of Gammasphere to combine the large acceptance of ORRUBA detectors with γ ray detection. The coupling of the HELIOS Spectrometer with a γ ray detector array (APOLLO) has also been achieved, albeit this setup has a lower intrinsic γ ray energy resolution and is mostly aimed at the study of statistical decays of compound nuclei.

Following these developments, there is an ongoing effort to develop a HELIOS-like spectrometer at FRIB and to couple ORRUBA and GRETINA. The latter one will enable high-resolution charged-particle measurement with γ rays with sufficient-resolution Doppler reconstruction to match intrinsic Ge resolution. The new developments are expected to enable high-resolution charge particle, γ ray and particle- γ ray measurements with fast beams in the FRIB era.

1.3 Latest numerical developments

Recently, three groups from the University of Sevilla (US, [30]), Michigan State University and Lawrence Livermore National Lab (MSU/LLNL, [28]) and Instituto Tecnológico de Aeronáutica (ITA, [32]) have developed three different numerical implementations of the formalism to be described in Sect. 2.1. Although the physics behind the three codes is the same, the implementations rely on different strategies. Originally, the MSU/LLNL code was the only one using the prior representation and including energies below the neutron emission threshold. In a recent paper though, the Seville code has been extended to negative energies [36], and included also the calculation in the prior representation. Lei and Moro were thus able to explicitly verify the post-prior equivalence [31]. On the other hand, the ITA code relies on a zero-range approximation for the proton-neutron interaction, being thus much faster and suitable for extensive calculations, such as the ones needed in large, multi-purpose transport codes. It is now possible to make a direct comparison of the three numerical results, in order to establish the formalism as a numerically robust tool. This allow to envisage applications using state-of-the-art structure inputs, such as the Dispersive Optical Model (DOM) [37].

The outline of the paper is as follows. In Section 2, we present a description of the formalism used in this work (2.1) and also provide a more detailed derivation of the surrogate cross section (2.2) as well as of the mechanism for compound system decay (2.3). In Section 2.4 we present how nuclear structure considerations enter the formalism through the use of a dispersive optical potential, and in Section 3 the results of this work are presented. A summary and further discussion is provided in Section 4.

2 Theory

2.1 Reaction formalism

Let us consider the reaction $A(d, p)B^*$ which includes elastic breakup and any other inelastic processes. Several recent works [30, 28, 31, 32] have reviewed the formalism in detail, thus here we briefly compiled the equations necessary for our subsequent applications and discussion.

As in [21, 25], we will adopt a spectator approximation for the proton, which means the proton-target interaction will not explicitly excite the target A . We will thus substitute the proton-target interaction $V_{Ap}(r_{Ap}, \xi_A)$ by an optical potential $U_{Ap}(r_{Ap})$. The Hamiltonian for the problem is

$$H = K_n + K_p + h_A(\xi_A) + V_{pn}(r_{pn}) + V_{An}(r_{An}, \xi_A) + U_{Ap}(r_{Ap}), \quad (1)$$

where K_n and K_p are the kinetic energy operators acting on the neutron and proton coordinates respectively. Defining the total wavefunction $\Psi^{(+)}(\mathbf{r}_p, \mathbf{r}_n, \xi_A)$ with outgoing boundary conditions at a given energy E satisfying

$$(H - E)\Psi^{(+)}(\mathbf{r}_p, \mathbf{r}_n, \xi_A) = 0, \quad (2)$$

and the eigenfunctions $\varphi_B^c(\mathbf{r}_n, \xi_A)$ of the B nucleus, we can write the inclusive cross section in the post representation as an explicit sum over all energy-allowed states c ,

$$\begin{aligned} \frac{d^2\sigma}{d\Omega_p dE_p} &= \frac{2\pi}{\hbar v_d} \rho_p(E_p) \\ &\times \sum_c \left| \left\langle \chi_f^{(-)} \varphi_B^c | V_{pn} + V_{pA} - U_{pB} | \Psi^{(+)} \right\rangle \right|^2 \\ &\times \delta(E - E_p - \varepsilon_B^c), \end{aligned} \quad (3)$$

where $\chi_f^{(-)}(\mathbf{r}_p)$ is the scattering wave of the emitted proton, solution of the Schrödinger equation with the distorting potential $U_{Ap}(r_{Ap})$, and ε_B^c is the energy of the state φ_B^c . The proton level density is given by

$$\rho_p(E_p) = \frac{m_p k_p}{8\pi^3 \hbar^2}, \quad (4)$$

where E_p and k_p are the kinetic energy and momentum of the detected proton, respectively. The neutron-target wavefunction $\varphi_B^c(\mathbf{r}_n, \xi_A)$ can be obtained by projecting the solution of a Lippmann-Schwinger equation in the breakup channel over the proton coordinates,

$$\varphi_B(\mathbf{r}_n, \xi_A) = [E - K_p - H_B]^{-1} \left(\chi_f^{(-)} | V_{pn} | \Psi^{(+)} \right), \quad (5)$$

where the curved bracket denotes integration over the proton coordinates only. It can be shown that, as a consequence of flux conservation, the total amount of breakup can be divided into an elastic (EB) and non-elastic (NEB) contribution,

$$\begin{aligned} &\int \nabla (\varphi_B \nabla \varphi_B^* - \varphi_B^* \nabla \varphi_B) d\mathbf{r}_n - 2i \int |\varphi_B|^2 W_{An} d\mathbf{r}_n \\ &= 2i\Im \int \varphi_B \left(\chi_f^{(-)} | V_{pn} | \Psi^{(+)} \right)^\dagger d\mathbf{r}_n, \end{aligned} \quad (6)$$

where W_{An} is the imaginary part of the neutron–target optical potential. The first term in the l.h.s. can be cast into an outgoing elastic flux across the surface enclosing the volume, while the second term accounts for the non-elastic breakup in the post, Ichimura–Austern–Vincent (IAV) formalism. The double differential cross section for that non-elastic contribution can then be written as,

$$\left. \frac{d^2\sigma}{d\Omega_p dE_p} \right]^{IAV} = -\frac{2}{\hbar v_d} \rho_p(E_p) \langle \varphi_B | W_{An} | \varphi_B \rangle. \quad (7)$$

The last expression gives the exact NEB within the spectator approximation implicit in the Hamiltonian (1), to the extent that the wavefunction $\Psi^{(+)}$ used in (5) is the exact wavefunction, as expressed by (2). We can approximate instead the exact result with the wavefunction in the asymptotic entrance channel,

$$\Psi^{(+)}(\mathbf{r}_p, \mathbf{r}_n, \xi_A) \approx \chi_i(\mathbf{r}_d) \phi_d(r_{pn}) \phi_A(\xi_A), \quad (8)$$

where $\chi_i(\mathbf{r}_d)$ is the distorted wave of the incoming deuteron (defined by an optical potential $U_{Ad}(r_{Ad})$), and $\phi_d(r_{pn})$, $\phi_A(\xi_A)$ are the intrinsic wavefunctions of the deuteron, and of nucleus A , respectively.

One can also derive an equivalent expression in the prior (Udagawa–Tamura, UT) formalism [19]. Defining

$$\varphi_B^{UT}(\mathbf{r}_n) = [E - K_p - H_B]^{-1} \left(\chi_f^{(-)} \left| V_{prior} \right| \chi_i \phi_d \right), \quad (9)$$

with

$$V_{prior} = U_{An}(r_{An}) + U_{Ap}(r_{Ap}) - U_{Ad}(r_{Ad}), \quad (10)$$

and the Hussein–McVoy (HM) term,

$$\psi_B^{HM} = \left(\chi_f^{(-)} \left| \phi_d \chi_i \right. \right), \quad (11)$$

it can be proved that

$$\left. \frac{d^2\sigma}{d\Omega_p dE_p} \right]^{IAV} = \left. \frac{d^2\sigma}{d\Omega_p dE_p} \right]^{UT} + \left. \frac{d^2\sigma}{d\Omega_p dE_p} \right]^{HM}$$

where the first term reflects explicitly the 2-step process of elastic breakup followed by capture, and corresponds to the prior formulation of UT [19]:

$$\left. \frac{d^2\sigma}{d\Omega_p dE_p} \right]^{UT} = -\frac{2}{\hbar v_d} \rho_p(E_p) \Im \langle \psi_B^{UT} | W_{An} | \psi_B^{UT} \rangle. \quad (12)$$

The second is related to the HM formulation and can be attributed to non-orthogonality corrections:

$$\left. \frac{d^2\sigma}{d\Omega_p dE_p} \right]^{NO} = \Re \langle \psi_B^{HM} | W_{An} | \psi_B^{UT} \rangle + \langle \psi_B^{HM} | W_{An} | \psi_B^{HM} \rangle. \quad (13)$$

Naively, one may think that the NO term is small and can be neglected, making Eq.(7) and Eq.(12) identical. However, we show in Sect. 3 that the non-orthogonality

contribution is not negligible, and indeed contains subtle interferences. It can even become the dominant term.

For some applications, as well as from a theoretical point of view, it is interesting to disentangle the different contributions to the NEB cross section. When using $(d, p\gamma)$ reactions as surrogates for neutron capture, for example, one would need to assess the fraction of NEB that corresponds to the formation of a compound neutron–target system. Within this context, some authors have proposed to define a fusion radius r_F , such that absorption from the interior part of the optical potential leads to fusion, while peripheral absorption gives rise to other inelastic processes [38]. This approach has been used recently in the context of surrogate reactions, [3] but it usually requires to previously fit r_F from experimental (n, γ) data. A more sophisticated approach is to calculate explicitly the portion of the Hamiltonian responsible for direct and pre-equilibrium reactions, within, e.g., RPA or QRPA (see, e.g., [39,40]). This contribution could then be subtracted from the total absorption in order to single out the compound nucleus formation.

2.2 Details of the Surrogate technique and the formation of the compound system

Neutron capture reactions of interest to astrophysics are typically dominated by the compound–reaction mechanism. The appropriate formalism for the description of a compound–nuclear (CN) capture reaction $n + A \rightarrow B^* \rightarrow \gamma + B$ is a statistical one [41]. When a large number of levels are populated in the compound system, the energy-averaged cross sections can be calculated in the framework of the Hauser–Feshbach formalism, which properly takes account of the conservation of angular momentum and parity in the reaction (width fluctuations omitted here):

$$\sigma_{n+A,\chi}(E_n) = \sum_{J,\pi} \sigma_{n+A}^{CN}(E_{ex}, J, \pi) \quad (14)$$

$$\times G_\chi^{CN}(E_{ex}, J, \pi), \quad (15)$$

where χ denotes the exit channel of interest, here $\chi = \gamma + B$, and the excitation energy E_{ex} of the compound nucleus, B^* , is related to the center-of-mass energy E_n via the neutron separation energy $S_n(B)$. Near stability, the formation cross section $\sigma_{n+A}^{CN} = \sigma(n + A \rightarrow B^*)$ can be calculated to a reasonable accuracy by using existing optical potentials, while the theoretical decay probabilities G_χ^{CN} for the different decay channels χ are often quite uncertain. The latter are difficult to calculate accurately since they require knowledge of level densities, and strength functions for the various possible exit channels [42]. The objective of the surrogate method is to determine or constrain these decay probabilities experimentally.

In a surrogate (d,p) experiment, the compound nucleus B^* is produced via the $d + A \rightarrow p + B^*$ reaction, and the desired decay channel χ is observed in coincidence with the outgoing proton p . The probability for forming B^* in the surrogate reaction (with specific values for E_{ex}, J, π) is $F_\delta^{CN}(E_{ex}, J, \pi, \theta_b)$, where δ refers to the entrance channel

reaction $A(d, p)$ and θ_b is the angle of the outgoing proton p relative to the beam axis. The quantity

$$P_{\delta\chi}(E_{ex}, \theta_b) = \sum_{J, \pi} F_{\delta}^{CN}(E_{ex}, J, \pi, \theta_p) G_{\chi}^{CN}(E_{ex}, J, \pi), \quad (16)$$

which gives the probability that the compound nucleus B^* was formed with energy E_{ex} and decayed into channel χ , can be obtained experimentally, by measuring N_{δ} , the total number of surrogate events, and $N_{\delta\chi}$, the number of coincidences between the direct-reaction particle and the observable that identifies the relevant exit channel: $P_{\delta\chi}^{exp}(E_{ex}, \theta_p) = N_{\delta\chi}(E_{ex}, \theta_p)/N_{\delta}(E_{ex}, \theta_p)\epsilon_{\delta}(E_{ex})$. Here, $\epsilon_{\delta}(E_{ex})$ denotes the efficiency for detecting the exit-channel χ (when in coincidence with the outgoing proton p).

The distribution $F_{\delta}^{CN}(E_{ex}, J, \pi, \theta_b)$, which may be very different from the CN spin-parity populations following the absorption of the neutron in the desired reaction, has to be determined theoretically, so that the branching ratios $G_{\chi}^{CN}(E_{ex}, J, \pi)$ can be extracted from the measurements [43, 44, 45]. In practice, the decay of the CN is modeled and the $G_{\chi}^{CN}(E_{ex}, J, \pi)$ are obtained by adjusting parameters in the model to reproduce the measured probabilities $P_{\delta\chi}(E_{ex}, \theta_b)$ [29]. Subsequently, the sought-

after cross section can be obtained by combining the calculated cross section $\sigma_{\alpha}^{CN}(E_{ex}, J, \pi)$ for the formation of B^* (from $n + A$) with the extracted decay probabilities $G_{\chi}^{CN}(E_{ex}, J, \pi)$, see Eq. 15.

2.3 Compound system decay

To calculate compound-nuclear reaction cross sections, one needs to have information on discrete levels and level densities in the residual nuclei, γ -ray transmission coefficients (strength functions), and particle (e.g. neutron, proton) transmission coefficients [42]. Where fission plays a role, a description of fission barriers and associated level densities is required as well.

The decay probability $G_{\chi}^{CN}(E_{ex}, J, \pi)$ (Eq. (15)) is the branching ratio for the decay of the compound state into the desired exit channel χ , integrated over a suitable energy range in the residual nuclei (for the example of capture, the integration is taken over the energy spectrum of primary γ rays emitted from the compound nucleus). It contains transmission coefficients for the competing exit channels as well as the associated level densities, and information on discrete levels:

$$\frac{dG_{\chi}^{CN}(E_{ex}, J, \pi)}{dE_{\chi}} = \frac{\sum_{\ell', s', I'} T_{\chi \ell' s' I'}^J \rho_{I'}(U')}{\sum_{\chi'' \ell'' s''} T_{\chi'' \ell'' s''}^J + \sum_{\chi'' \ell'' s'' I''} \int T_{\chi'' \ell'' s''}^J(E_{\chi''}) \rho_{I''}(U'') dE_{\chi''}}. \quad (17)$$

The quantities ℓ' and ℓ'' are the relative orbital angular momentum in the exit channels. The transmission coefficients are written as $T_{\alpha ls}^J$ and $\rho_{I'}(U')$ denotes the density of levels of spin I' at excitation energy U' in the residual nucleus. All energetically possible final channels χ'' have to be taken into account, thus the denominator includes contributions from decays to discrete levels in the residual nuclei (given by the first sum in the denominator, \sum') as well as contributions from decays to regions described by a level density in the residual nuclei (given by the second sum in the denominator which involves an energy integral of transmission coefficients and level densities in the residual nuclei). In writing Eq. (17), we have suppressed the parity quantum number except for that of the compound nucleus. In fact, the level density depends in principle on parity and all sums over quantum numbers must respect parity conservation.

In the particular scenario in which the compound nucleus de-excites via emission of γ rays after it has been populated via a (d, p) reaction, the formation -as discussed earlier- of the compound system through a deuteron-induced reaction may lead to a generally different spin distribution than in the case of a neutron- or proton-capture reaction. The decay of the compound system once formed, however, can be described for any given spin using the same approach as in any neutron (or proton) capture reaction. The γ decay probability $G_{\gamma}^{CN}(E_{ex}, J, \pi)$ is connected in

the Hauser-Feshbach picture to statistical quantities of the decaying compound system, namely the density of levels, and the γ decay strength distributions. The γ decay strength function for γ rays of a given multipolarity is related to the average reduced partial γ -radiation width for γ decay $\Gamma_{XL}^J(\epsilon_{\gamma})$ through the equation

$$f^J(\epsilon_{\gamma}) = \frac{\Gamma_{XL}^J(\epsilon_{\gamma})}{\epsilon_{\gamma}^{2L+1} D_l} \quad (18)$$

where L is the multipolarity of the γ ray, X is the type of multipole (E for Electric, M for magnetic), and D_l is the average level spacing in the approximate excitation energy neighborhood of the nucleus before the γ emission (in other words $1/D_l$ is equal to the average level density in the compound system before emission). The factor ϵ_{γ}^{2L+1} provides the known energy dependence as a function of multipolarity.

2.4 Nucleon-nucleus interaction

By simultaneously studying the propagation of a nucleon through the nucleus at positive energy generating experimentally accessible elastic scattering cross sections, as well as the movement of nucleons in the bound states at negative energy, it is possible to shed light on the fundamental

question of how the properties of protons and neutrons in the nucleus change from the valley of stability to the respective drip lines. Detailed knowledge of this propagation process at positive energies allows for an improved description of other hadronic reactions, including those that purport to extract structure information, like transfer or knockout reactions. Structure information associated with the removal of nucleons from the target nucleus is therefore a subject of these studies and must be supplemented by the appropriate description of the hadronic reaction utilized to extract it.

The main idea behind the dispersive optical model (DOM) approach is to employ the concepts of the Green's function formulation of the many-body problem [9] to allow experimental data to constrain the static and dynamic content of the nucleon self-energy through the use of dispersion relations. By employing dispersion relations, the method provides a critical link between the physics above and below the Fermi energy with both sides being influenced by the absorptive potentials on the other side. Since the self-energy determines both the properties of the system when a nucleon is removed as well as when one is added to the ground state (of a target), a unique link between structure and (initially elastic) scattering information can be forged.

The St. Louis group made an initial foray into this approach by extending the DOM application to a simultaneous analysis of different nuclei belonging to an isotope chain like the calcium isotopes [46,47,48]. Such an approach is therefore ideally suited to study rare isotopes by providing data-constrained extrapolations into unknown territory which can subsequently be probed by new experiments in inverse kinematics. These initial developments still employed local potentials and the results of Ref. [48] for ^{40}Ca and ^{48}Ca have been extrapolated to ^{60}Ca and are employed in the present work.

Further insights into this approach are provided by *ab initio* Green's function calculations or other many-body techniques that clarify the appropriate functionals that are needed to describe the essential features of the nucleon self-energy [49,50]. Recently a new step has been taken motivated by these *ab initio* calculations by introducing fully non-local absorptive potentials in the analysis of ^{40}Ca [51]. This work is currently being extended to ^{48}Ca , ^{208}Pb and other systems to provide important ingredients for the analysis of nuclear reactions both on and off stability [37].

3 Results

3.1 Benchmark and numerical details

In order to benchmark the three implementations of the breakup–fusion reaction formalism, we have chosen the $^{93}\text{Nb}(d,p)$ reaction, for which agreement with experimental data has been verified ([52,53,54,30,28]). We have used a deuteron global optical model potential [55] to describe the Nb–deuteron interaction $U_{Ad}(r_{Ad})$, and the Koning–Delaroche global nucleon–nucleus optical potential [11]

to describe the proton–Nb ($U_{Ap}(r_{Ap})$) and neutron–Nb ($U_{An}(r_{An})$) interactions. The deuteron ground-state wave function is taken to be an $\ell = 0$ state with a radial wave function generated by a Woods–Saxon potential with radius $R_d = 0.4$ fm and diffuseness $a_d = 0.6$ fm. When the real depth is adjusted to reproduce the binding energy of the deuteron, the resulting wave function is compatible with the experimental value of the mean-square radius of the deuteron and the zero-range constant $D_0 = -122.5$ MeV fm $^{3/2}$.

The numerical implementation relies on a partial wave decomposition of the scattering channels involved (i.e., the incoming deuteron and outgoing proton channels), and the number L_{max} of partial waves is increased until convergence is reached. The upper limit R_{max} of the radial integrations is also tested for convergence, and one finds that it depends on whether the calculation is made in the UT or IAV formalism. It is generally found that numerical convergence with respect to L_{max} and R_{max} of the EB contribution is slower than for the NEB one. In Fig. 1 we illustrate the convergence with respect to L_{max} and R_{max} for the $^{93}\text{Nb}(d,p)$ reaction with a beam of $E_d = 10$ MeV deuterons, performed in the UT formalism.

In Fig. 2 we show benchmark calculations using the three codes, regarding differential ($d\sigma/dE$, panel (a)) and double differential ($d^2\sigma/dEd\Omega$, panel (b)) cross sections at two different beam energies ($E_d = 10$ MeV in panel (a), $E_d = 25.5$ MeV in panel (b)), for the reaction $^{93}\text{Nb}(d,p)$. In Fig. 3, we show more detailed results of the comparison between the calculations of the $^{93}\text{Nb}(d,p)$ NEB cross section at 25 MeV, which in all cases correspond to emission of a proton of 14 MeV. In Fig. 2a, we display the benchmark calculations of the partial-wave decomposition of the differential NEB cross section. The structure in the cross section roughly corresponds to the structure in the neutron absorption cross section at the same energy. The two finite-range calculations agree quite well but are about 10% larger than the zero-range calculation for low values of the orbital angular momentum. This difference also appears in Fig. 2b, where we see not only differences in magnitude but also slight differences in the angular dependence of the zero-range and finite range calculations of the NEB proton angular distributions corresponding to the $\ell = 2$ and $\ell = 4$ partial waves of Fig. 2a. We note that the NEB cross sections are strongly localized in angle, falling by an order of magnitude in 60° . We also emphasize that the proton angular distribution is not the same for each partial wave. For the two cases shown, the $\ell = 2$ partial wave shows a diffractive structure that reflects absorption from the internal region, while the more superficial $\ell = 4$ partial wave angular distribution displays a smoother decrease with angle.

Zero-range calculations were also performed by the University of Seville group, using the same method used to perform the finite-range calculations, and show much better agreement with the finite-range ones than those of the ITA group [30]. Further testing will be necessary to pinpoint the differences in the two methods used that give rise to the differences in the results. In general, we obtain a

good agreement of the calculations despite the differences of implementation.

3.2 Application to the Ca isotopic chain

The methods benchmarked in the previous section are now applied to (d, p) reactions on Ca isotopes. To illustrate the systematics as one moves away from stability we take the double magic stable ^{40}Ca isotope, and counterpose it to results with ^{48}Ca and with ^{60}Ca , predicted to be at the neutron dripline [56]. The beam energy ranges from $E_d = 10$ to 40 MeV since we expect these energies will be available experimentally at the new Facility for Rare Isotope Beams and offer the optimum window for large cross sections in transfer. Unless otherwise stated, results are obtained with the DOM potential discussed in Section 2.4. The deuteron state is identical to the one described in the previous section. We use $L_{max} = 15$ and $R_{max} = 60$ fm, for which good convergence of the results has been verified.

In Fig. 4 we show the neutron energy distributions for (d, p) reactions at $E_d = 20$ MeV and 40 MeV. We compare the elastic breakup component (red dashed line) to the non-elastic component (blue dotted line) and the total cross section (solid line). Panels (a) and (d) refer to ^{40}Ca , panels (b) and (e) refer to ^{48}Ca and panels (c) and (f) refer to ^{60}Ca . We note that for all cases studied both EB and NEB have significant contributions. As was seen for ^{93}Nb , the EB component for ^{40}Ca is about one third of the total strength, with NEB contributing with roughly 2/3. This is also the case for ^{48}Ca . Whereas for the stable isotopes the non-elastic component is always dominant, as one reaches the limits of stability the elastic breakup becomes more important, particularly close to threshold. It has to be noted that a contribution of low energy protons evaporated after fusion of the deuteron with the target may be present in the high energy part of the spectrum. This mechanism can be estimated independently within the Hauser-Feshbach formalism, and it is shown in the figure with the long-dashed line. The contribution is sizeable for the ^{40}Ca case, but as we move away from stability and the Q -value for proton evaporation becomes smaller, the contribution diminishes, becoming vanishingly small for ^{60}Ca .

We next analyze the angular momentum transfer involved in these processes. Because the initial deuteron state is, in our model, $\ell = 0$ only, the final angular momentum of the neutron corresponds to the angular momentum transfer in this process. We have considered contributions of up to 9 units of neutron angular momentum, since higher values have been found to be negligible. Most of the contribution to the total EB and NEB cross sections comes from $\ell = 0$ to 4. In Fig. 5 we show the angular momentum decomposition for the elastic component of (a) $^{40}\text{Ca}(d, p)$, (b) $^{48}\text{Ca}(d, p)$ and (c) $^{60}\text{Ca}(d, p)$ at $E_d = 40$ MeV. The contribution from $\ell = 0$ (solid black) is small for all cases. The contribution from $\ell = 1$ (red dashed) is similar for the three cases. The $\ell = 2$ distribution (dot-dashed green) suggests the existence of a resonance at low

energy for $^{40}\text{Ca}(d, p)$, that becomes more pronounced for $^{48}\text{Ca}(d, p)$ and eventually becomes a strong sharp peak for $^{60}\text{Ca}(d, p)$. The broad $\ell = 3$ peak (long-dashed blue) becomes stronger as one moves away from the valley of stability. Finally, the broad $\ell = 4$ contribution (dotted black) is the dominant contribution for all targets at energies $E_n > 8$ MeV.

Fig. 6 is the same as Fig. 5 but now for the non-elastic breakup. We find that the main contributions also come from $\ell = 0, 1, 2, 3, 4$. The narrow peaks below threshold reflect specific bound states in the $A + 1$ system. The DOM predicts several bound states for ^{41}Ca and ^{49}Ca which have a correspondence to the experimental known spectrum. Above threshold, the bumps around 2–3 MeV observed for ^{40}Ca (a), correspond to a $g_{9/2}$ and a $d_{5/2}$ resonance. These two peaks move down in energy for ^{48}Ca and the $g_{9/2}$ state becomes a sharp narrow resonance just above threshold for ^{61}Ca . DOM thus predicts that ^{61}Ca is unbound by $E < 1$ MeV. Current ab-initio methods do not have the accuracy to predict whether ^{61}Ca is bound or unbound.

Other partial waves that contribute significantly to the total cross section are $\ell = 1$ and $\ell = 3$. The energy distributions are broad and generated by phase space effects in some cases, while in some other cases they reflect the concentration of strength of a given spin and parity over an energy region. Examples of the latter are the $f_{5/2}$ strength peaked around -2 MeV in ^{41}Ca (see Fig. 6 (a)) and the $g_{9/2}$ broad resonance in ^{49}Ca around 1 MeV (see Fig. 6 (b)). In both cases, experiments show a number of resolved peaks of the same spin and parity distributed in the same energy region.

One important aspect to consider is the effect of the non-orthogonality term, denoted here as HM after Hussein and McVoy [22]. In Fig. 7 we show the non-elastic breakup cross section for (d, p) with (black solid lines) and without (red dashed lines) this term for our three targets at $E_d = 20$ MeV (top panels) and $E_d = 40$ MeV (bottom panels). It is immediately apparent from these figures that the HM contribution is most significant at the higher energy, even though it does contribute with more than 10% for the lower beam energies. The effects at $E_d = 40$ MeV can be as large as 100%. As far as its dependence on the final neutron energy, this term contributes the most at the peak of the distribution in the continuum, roughly 16 MeV for the reactions at $E_d = 40$ MeV. Its significance becomes smaller for narrow states and can be shown to tend to zero when the width tends to zero (sharp bound states) [28].

Although in this work we use the DOM interaction for the calculations, phenomenological potentials that fit scattering observables only and do not connect to bound state properties have widespread use. One recent parametrization is the KD [11]. In Fig. 8 we compare results for elastic breakup (dashed lines) and non-elastic breakup (dotted and dot-dashed lines) resulting from (d, p) reactions, when using the global KD potential and DOM for the nucleon-target interactions. Also included are the total cross sections (solid lines and crosses). Although KD was not fit to bound states, here we have arbitrarily extended it at neg-

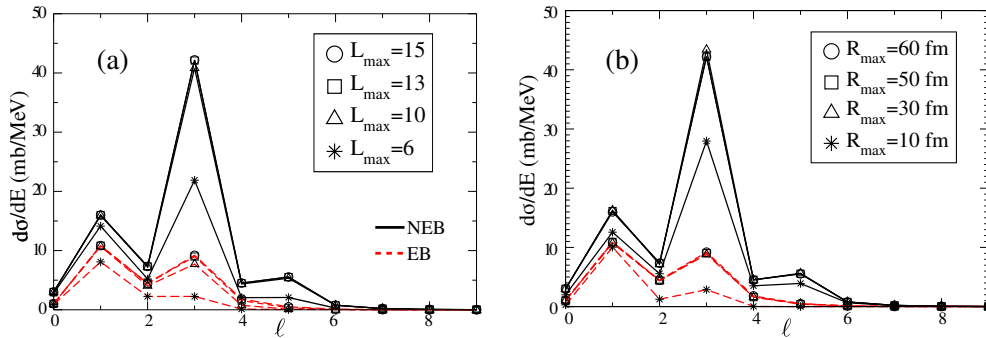


Fig. 1. Transferred angular momentum in the $^{93}\text{Nb}(d,p)$ reaction with a beam of $E_d = 10$ MeV deuterons. In the panel (a) we illustrate the convergence of the NEB (solid black line) and EB (dashed red line) calculation with respect to the number of partial waves L_{max} , while in (b) we show the dependence of the same results on the upper limit R_{max} of radial integrations. Panel (a) have been calculated using $R_{max} = 60$ fm, and panel (b) with $L_{max} = 15$.

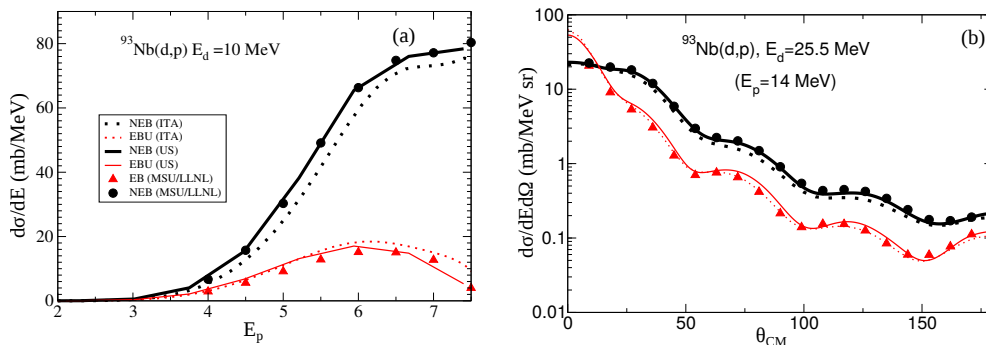


Fig. 2. Benchmark calculations comparing the three codes mentioned in the text. We find a very good agreement between US and MSU/LLNL for NEB (thick black line and black dots, respectively). The zero-range approximation (ITA, thick black dotted line) is found to be a very good one in the cases considered here. Good agreement is also found between the EB calculations performed with US (thin red line), ITA (thin red dotted line) and MSU/LLNL (red triangles).

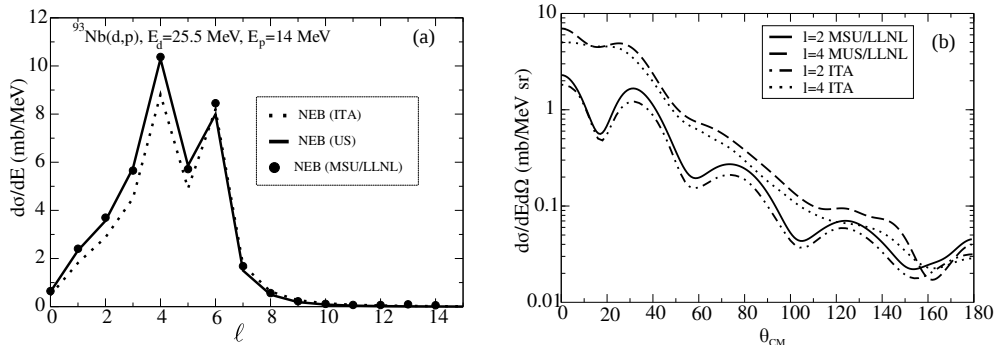


Fig. 3. NEB cross sections for the different neutron angular momenta. In panel (a) we benchmark the three codes against the angle-integrated differential cross section for the neutron angular momenta contributing to the total cross section. In panel (b) we compare the angular shapes of two selected neutron angular momenta, as predicted by the zero range (ITA) and finite range (MSU/LLNL) calculations.

ative energies. For physical reasons, and because KD was not fit to negative energies, we impose that the depth of its imaginary terms be $W_v, W_s > 0$ MeV. Not surprisingly the KD predictions differ from the DOM predictions, both above and below threshold. This difference is largest for ^{40}Ca where the transfer cross section populating neutron states in the continuum can differ by more than 30%. It is to note that a specific version of the KD exists for ^{40}Ca ,

fitted on data involving this isotope alone. However, in the calculations presented here we use the global parametrization for all the Ca isotopes. Striking differences are seen also close to threshold, where DOM predicts specific narrow states while KD predicts a smooth background behavior reflecting its lack of structure content.

Most often, when performing (d,p) measurements, in addition to the proton (or neutron) energy distributions,

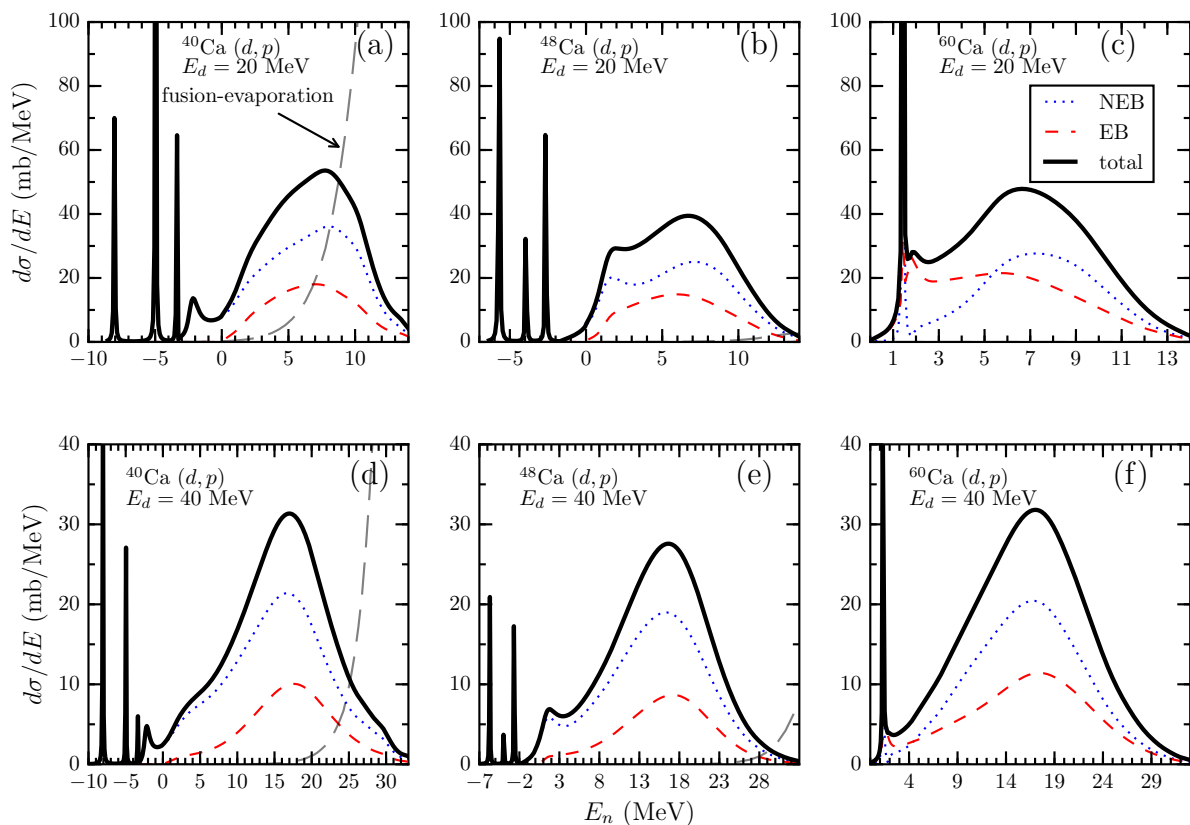


Fig. 4. Elastic breakup (EB) and non-elastic breakup (NEB) proton spectra for the reactions $^{40}\text{Ca}(d,p)$, $^{48}\text{Ca}(d,p)$, and $^{60}\text{Ca}(d,p)$, for beam energies $E_d = 20$ MeV and $E_d = 40$ MeV. The proton singles cross sections are measured in mb/MeV, as a function of the transferred neutron energy E_n . For comparison, we show with a long-dashed line the contribution from the fusion-evaporation mechanism to the proton spectra, as calculated with a Hauser-Feshbach code.

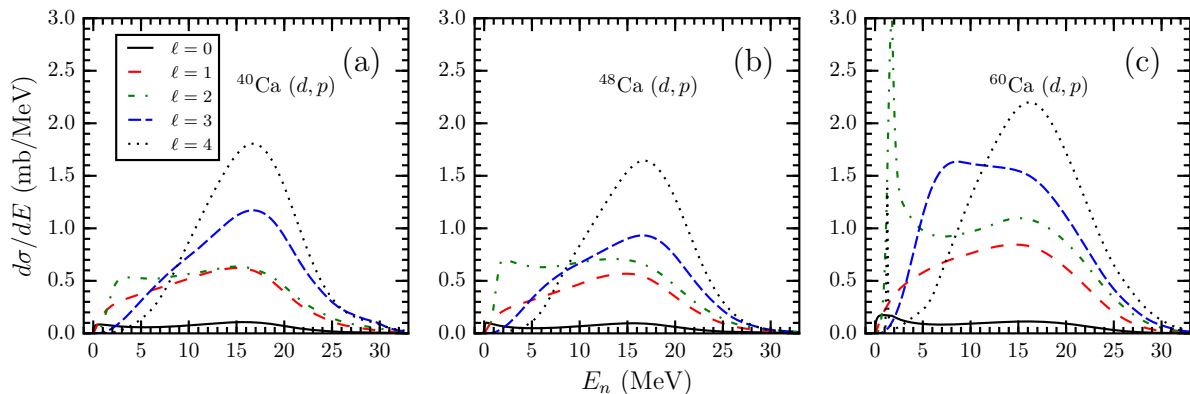


Fig. 5. Population of different final neutron angular momentum states in EB processes for the reactions $^{40}\text{Ca}(d,p)$, $^{48}\text{Ca}(d,p)$, and $^{60}\text{Ca}(d,p)$. The beam energy is $E_d = 40$ MeV.

one can also obtain the angular distributions to specific final states. In order to ensure that our predictions indeed provide realistic angular distributions and cross sections, we compare the theoretical results with data for a few cases. In Fig. 9 (a), we plot the differential cross sections for $^{40}\text{Ca}(d,p)^{41}\text{Ca}$ at $E_d = 10$ MeV, populating the ground state ($f_{7/2}$), compared to data from [57]. We also show in Fig. 9(b) the angular distribution for

$^{48}\text{Ca}(d,p)^{49}\text{Ca}$ populating the $9/2^+$ resonance at $E_d = 56$ MeV [58], and in Fig.9(c), the prediction for $^{60}\text{Ca}(d,p)^{61}\text{Ca}$ populating the predicted g.s. resonance. Note that no free parameters have been introduced in this description. In particular, the states predicted by DOM are not exactly at the physical energies. Also, since the DOM already takes into account many-body structure effects, we do not scale our predictions by any spectroscopic factor.

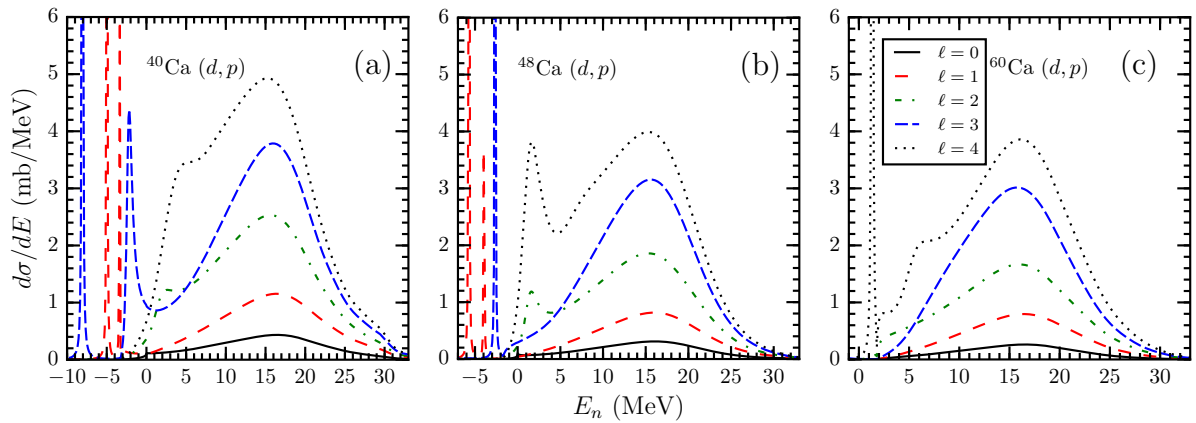


Fig. 6. Population of different final neutron angular momentum states in NEB processes for the reactions $^{40}\text{Ca}(d,p)$, $^{48}\text{Ca}(d,p)$, and $^{60}\text{Ca}(d,p)$. The beam energy is $E_d = 40$ MeV.

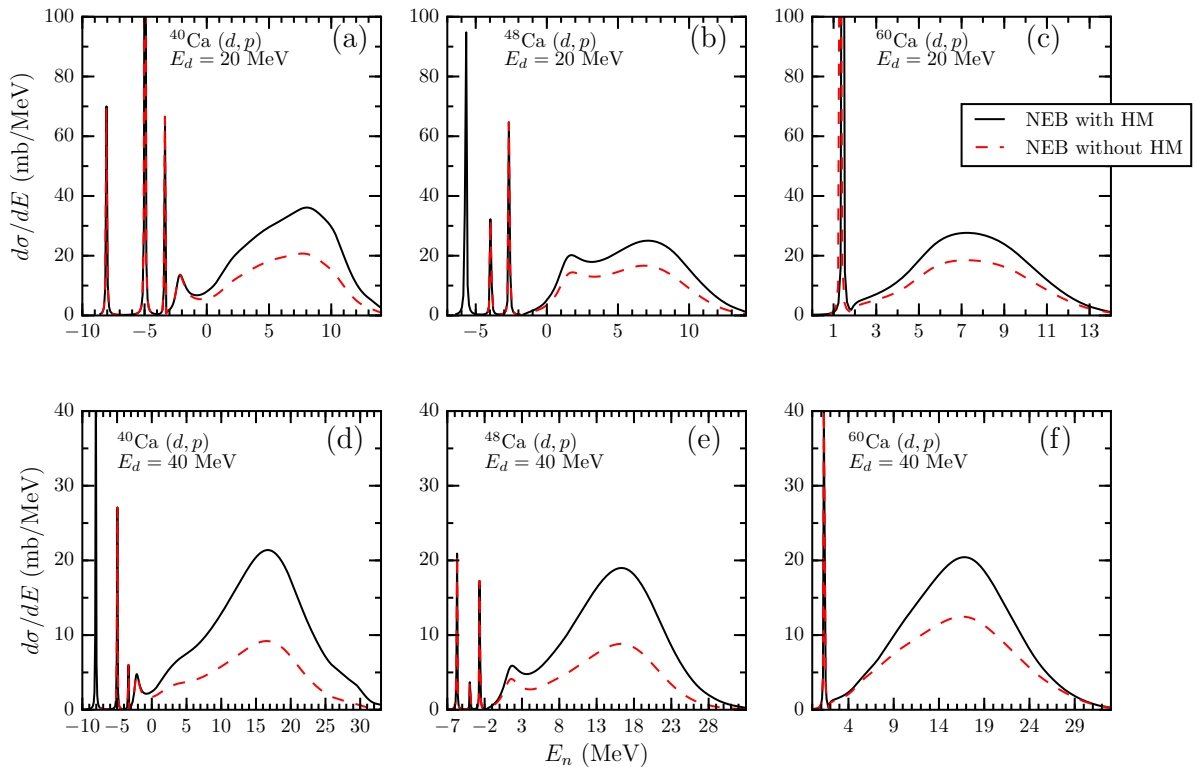


Fig. 7. Effect of the inclusion of the HM term in the NEB calculations, for the reactions $^{40}\text{Ca}(d,p)$, $^{48}\text{Ca}(d,p)$, and $^{60}\text{Ca}(d,p)$, and for beam energies $E_d = 20$ MeV and $E_d = 40$ MeV.

Fig. 9 demonstrates that the shapes of the angular distributions are fairly well reproduced in our model. For the case in which the transfer reaction populates a bound state ($^{40}\text{Ca}(d,p)^{41}\text{Ca}(\text{g.s.})$), the magnitude is well predicted by DOM, as expected from previous studies [59]. In Fig. 9 we also show angular distributions that populate neutron states in the continuum. In order to compare with experiment, we need to integrate these differential cross sections over the given neutron energy bin. In the $^{49}\text{Ca}(9/2^+)$ this is not trivial because the resonance is broad and sitting on

a background from other partial waves. Thus, for this case, we take the angular distribution for $E_n = 1.7$ MeV (the peak of the resonance) and then arbitrarily scale the cross section to match the experimental value. When analyzing the data, one would have to use the exact experimental binning for a meaningful quantitative interpretation. The shape of the angular distribution predicted by our model matches the measured angular distribution. Finally, we also present our predictions for ^{61}Ca populating the predicted $9/2^+$ resonance at $E_d = 40$ MeV.

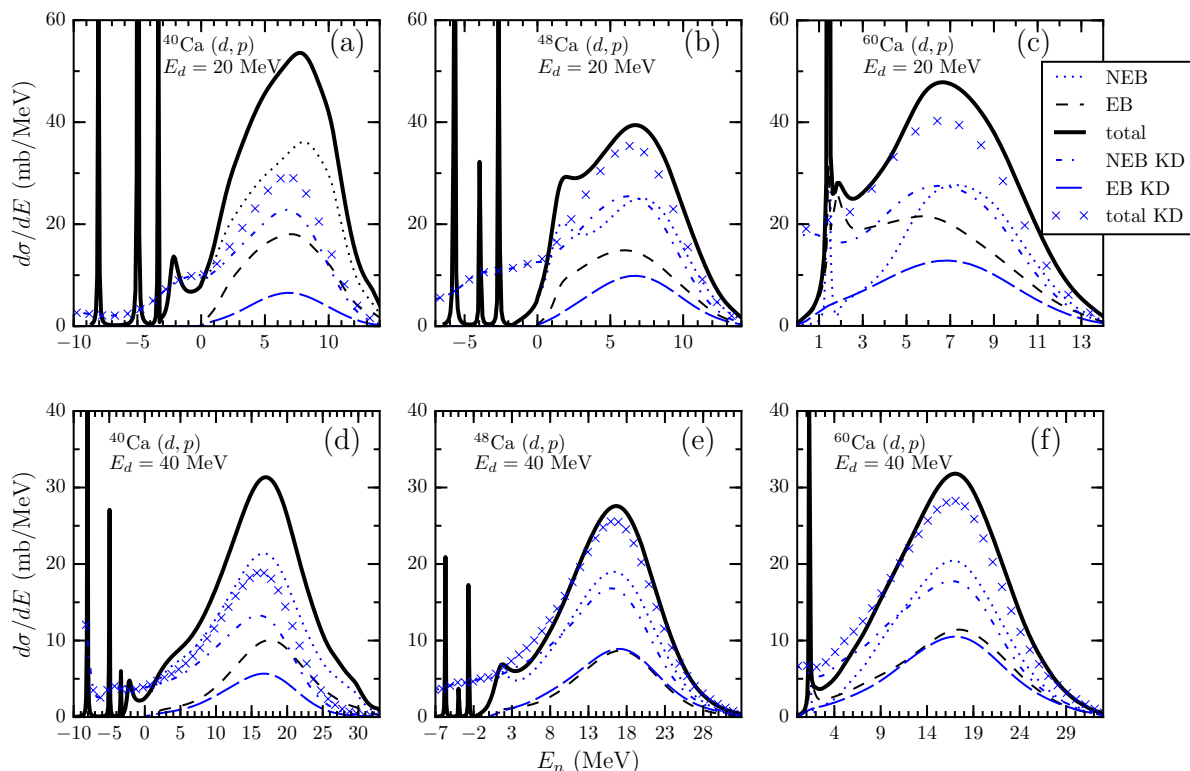


Fig. 8. Comparison of KD phenomenological optical potential and the DOM: elastic breakup (EB) and non-elastic breakup (NEB) proton spectra for the reactions $^{40}\text{Ca}(d,p)$, $^{48}\text{Ca}(d,p)$, and $^{60}\text{Ca}(d,p)$, at $E_d = 20$ MeV and $E_d = 40$ MeV.

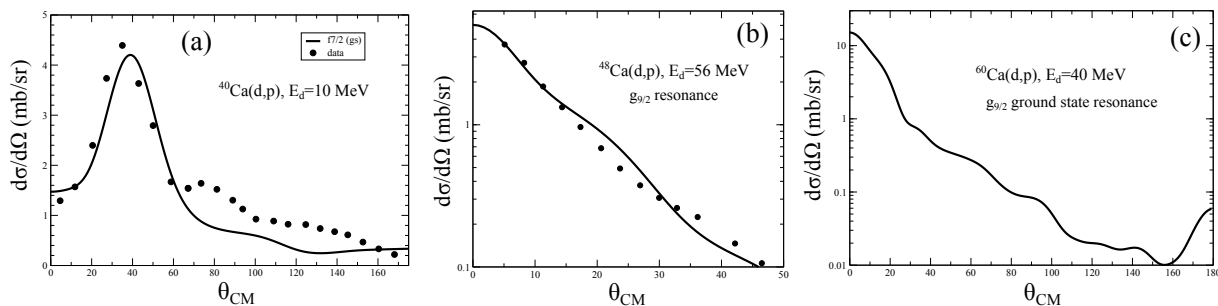


Fig. 9. Angular distributions for: (a) $^{40}\text{Ca}(d,p)^{41}\text{Ca}(\text{g.s.})$ at $E_d = 10$ MeV [57], (b) $^{48}\text{Ca}(d,p)^{49}\text{Ca}(9/2^+)$ at $E_d = 56$ MeV, and (c) $^{60}\text{Ca}(d,p)^{61}\text{Ca}(\text{g.s.})$ at $E_d = 40$ [58] MeV. Predictions are compared to data when available.

3.3 Application to (n, γ) surrogates

The angular-momentum transfer involved in the (d, p) reactions discussed here differs significantly from the angular-momentum transfer that occurs in a typical low-energy neutron-induced reaction. Figure 4 shows that the non-elastic breakup processes include strong contributions for transfers up to $\ell = 4$. Consequently, the decay pattern of the resulting compound nucleus will differ from that observed in a neutron capture reaction. This is illustrated in Figure 10, which compares the expected γ -decays of ^{41}Ca following $^{41}\text{Ca}(d, p)$, for two different energies $E_d = 20$ MeV and 40 MeV, to each other and to the decay following neutron capture with $E_n < 4$ MeV.

In the top panels, we show the probabilities for observing specific γ -ray transitions in the decaying ^{41}Ca when

this nucleus is populated at excitation energy E_{ex} . Specifically, we consider $\gamma_1: 3/2^-(1.94 \text{ MeV}) \rightarrow 7/2^-(\text{g.s.})$, $\gamma_2: 3/2^+(2.01 \text{ MeV}) \rightarrow 7/2^-(\text{g.s.})$, $\gamma_3: 3/2^-(2.46 \text{ MeV}) \rightarrow 3/2^-(1.94 \text{ MeV})$, $\gamma_4: 5/2^+(2.61 \text{ MeV}) \rightarrow 7/2^-(\text{g.s.})$, $\gamma_5: 7/2^+(2.88 \text{ MeV}) \rightarrow 7/2^-(\text{g.s.})$, $\gamma_6: 9/2^-(3.20 \text{ MeV}) \rightarrow 7/2^-(\text{g.s.})$. Such probabilities have been observed in experiments in which the ejectile of a transfer reaction (here the proton) is detected in coincidence with a characteristic γ -transition, see, e.g. Refs. [60, 45, 61]. For the (d, p) transfer reactions we give probabilities for energies below as well as above the neutron separation energy, $S_n = 8.36$ MeV, while an incident neutron can only populate states above that. In all cases, we also show that total probability for decay into the γ -channel (solid black curve).

The calculations were carried out by combining the

predicted spin-parity distributions from the $^{41}\text{Ca}(d, p)$ calculations described above with a Hauser-Feshbach-type decay model. The parameters of the decay model were taken from recent evaluations of $n+^{40}\text{Ca}$ cross sections [42, 62, 63]. Specifically, the γ -ray strength function is dominated by an E1 component with parameters taken from the Reference Input Parameter Library RIPL-3 [42] and includes also smaller M1 and E2 contributions. For the level density, a Gilbert-Cameron prescription was adopted, with parameters taken from the JENDL 4.0 evaluation [62]. Slight adjustments were made to reproduce available (n, γ) , (n, p) , and (n, α) cross sections.

We observe that all transitions have probabilities of 30% or less, which is common for decays of odd nuclei. Increasing the deuteron energy from 20 MeV to 40 MeV moves the compound-nucleus spin-parity distribution to larger angular momenta, as is shown for $E_{ex} = 8.44$ MeV in panels (d) and (e). With this shift γ -ray transitions $J_i \rightarrow J_f$ that involve larger J_i are enhanced relative to those with smaller J_i . This can be clearly seen for the γ_6 ($9/2^+ \rightarrow 7/2^-$) transition. Electric dipole transitions dominate the γ cascade, thus a compound nucleus with a significant high angular-momentum population decays predominantly through transitions with large J_i .

The strong drop-off of the γ probabilities at $E_{ex} = S_n = 8.36$ MeV is due to the opening of the neutron channel. The decline is particularly strong for those transitions that are fed by the low angular-momentum portion of the CN spin-parity distribution. Neutron emission to the 0^+ ground state of ^{40}Ca competes strongly in those cases, while it is hindered for the high-angular momentum portion of the CN spin-parity distribution. A striking example is given by the γ_6 which exhibits almost no drop-off until the excitation energy is increased to more than 1 MeV above S_n and d-wave neutron emission becomes possible, in addition to s- and p-wave emission.

For the neutron-induced reaction, shown in panels (c) and (f), the compound-nuclear decay looks quite different. The CN spins are quite low and, consequently, the γ -probabilities drop strongly as the neutron emission threshold is crossed. Overall, the γ probabilities are very low, as neutron emission to the ^{40}Ca ground state involves small changes in angular momentum and is thus strong at all energies.

These observations make it clear that a $(d, p\gamma)$ reaction cannot be simply used as a stand-in for an (n, γ) reaction, but that additional work is required to extract a neutron capture cross section from a (d, p) one-neutron transfer experiment. In particular, a careful accounting of spin effects is required. The method outlined in Section 2.2, which aims at constraining the Hauser-Feshbach inputs by fitting the parameters in the decay model so that measured γ probabilities are reproduced, is being explored and shows promise [64, 65, 66]. On the other hand, measurements of the behavior of such γ -ray probabilities can be used to test theoretical descriptions of deuteron-induced reactions in cases where sufficient independent information on the γ -cascade of the decaying nucleus is available. A comprehensive set of $(d, p\gamma)$ cross section data

for ^{40}Ca would be needed to explicitly apply the method in the present case.

4 Conclusions

We review the status of inclusive deuteron-induced reactions, benchmarking three recently developed codes ([30, 32, 28]), allowing for the breakup-fusion formalism to rest on firm theoretical and numerical grounds. We point out the importance of including the HM term, showing explicitly its contribution in the $^{40,48,60}\text{Ca}(d, p)$ calculations. We compare the finite-range calculation with the zero-range approximation, confirming the good agreement found in a very recent publication [36]. A dispersive optical model for the neutron-target optical potential (see [37] and refs. therein) is used, comparing some of the calculations with the results obtained using a global parametrization (Koning-Delaroche, [11]). Finally, we present applications in nuclear structure (both below and above the neutron emission threshold), and the description of the formation of compound nucleus states with a given energy, spin, and parity. We show explicitly that the latter is essential for the use of $(d, p\gamma)$ reactions as surrogates to (n, γ) processes.

We compute differential cross sections, and show that the energy position of the principal single-particle-like peaks is reproduced within about 500 keV, and the absolute value of the cross section gives information about the distribution of strength across the full energy spectrum. Spectroscopic factors, associated with the contribution of a single particle orbit defined in an arbitrary basis, are not used in our framework. The DOM concentrates this strength in the principal peak for the first few excited states, and smears out the multiple fragments of a given spin and parity around a broad peak for higher excitation energies. Resonances in the continuum are also described, although individual resonances are usually not resolved. Extrapolation to very exotic isotopes, such as ^{60}Ca , can be performed assuming a particular dependence on the asymmetry of the optical potential. The accuracy of such predictions still awaits confirmation, but the calculations showcase the capabilities of the formalism. While reaction experiments using radioactive ^{60}Ca beams may be still far in the future due to low beam intensities, the projected ability of FRIB to nominally produce this isotope means that we might be able to check the predictions of the DOM (a crucial element of the current calculations) even for isotopes near the driplines in the near future.

We address the application of $(d, p\gamma)$ reactions as surrogates to (n, γ) capture processes. The determination of the spin-parity distribution of the compound nucleus is crucial for the implementation of the method. This distribution depends on details of the neutron-target optical potential, as well as on the deuteron beam energy. Once the compound nucleus created in the (d, p) reaction has been characterized, a Hauser-Feshbach analysis of the observed γ decay may allow one to infer the (n, γ) sections. We illustrate this method by showing the predicted γ decay in a $^{40}\text{Ca}(d, p\gamma)$ reaction. Our results are

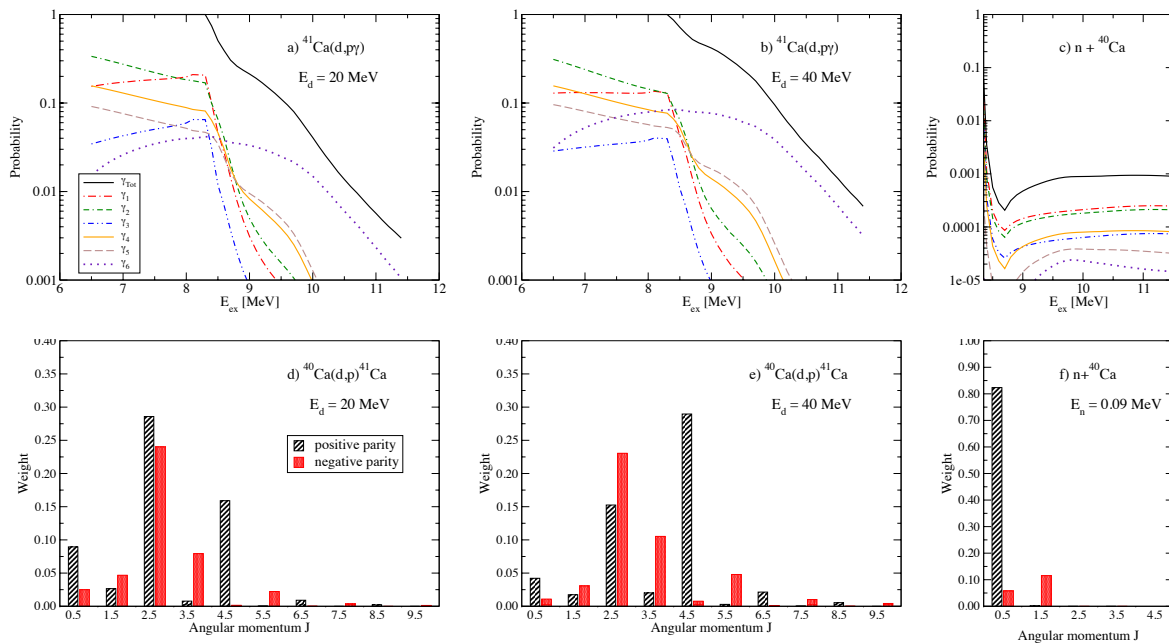


Fig. 10. Decay of the compound nucleus ^{41}Ca following (a) $^{40}\text{Ca}(d,p)$ at $E_d = 20$ MeV (b) $^{40}\text{Ca}(d,p)$ at $E_d = 40$ MeV (c) neutron capture on ^{40}Ca . Shown are the probabilities for observing six selected γ transitions in ^{40}Ca , as a function of the excitation energy E_{ex} at which this nucleus was populated. Also shown is the total probability for decay into the γ -channel (solid black curve). The bottom panels show the associated spin-parity distributions at $E_{ex} = 8.44$ MeV, i.e. a little less than 100 keV above the neutron separation energy of $S_n = 8.36$ MeV.

shown to be very sensitive to the spin-parity distribution of the compound nucleus populated at the two beam energies considered, the method presented here is thus very promising in improving the potential of surrogate reactions. A challenging task for the future is to be able to discriminate the different contributions to the NEB. More specifically, it is important to compute separately the direct, pre-equilibrium and compound processes, at least in energy regions where they are competing.

Moving towards a complete and reliable theory for deuteron-induced reactions, we identify some future development areas. One of the main sources of uncertainty in the current form of the reaction formalism is the use of phenomenological optical potentials to describe the incoming deuteron. These potentials are fit to elastic data, and using them in the context of transfer and breakup reactions is known to give rise to uncontrolled inaccuracies. An important and challenging development would be to describe consistently the entrance channel within the same three-body (neutron-proton-target) effective Hamiltonian used throughout.

Although the DOM has provided a good account of the essential properties of the nucleon-target optical potential, it is important to note that only its nonlocal implementation can give a complete account of ground-state properties [37], as well as provide more appropriate distorted waves in the interior of the nucleus. In addition, future developments should also focus on structure aspects that can be probed with the (p,d) reaction, in keeping with the fact that this probe allows for a different set of states

to be populated. Also relevant, progress with microscopical, *ab-initio* as well as semi-phenomenological (e.g. Nuclear Field Theory (NFT), Random Phase Approximation (RPA) or Quasi-Particle Random Phase Approximation (QRPA)) calculations of the self-energy could be incorporated in the formalism. Within this context, the construction of microscopical optical potentials within the Coupled Cluster formalism has been recently reported [67]. In order to profit from these developments, one would have to adapt the codes for nonlocal self-energies, with an arbitrary dependence on energy, spin, and parity.

Now that the (d,p) inclusive breakup theory is proven to be on solid formal and computational grounds, we envisage to generalize the theory to more complicated projectiles containing three fragments, such as the triton. The study of inclusive proton spectra in a (t,p) reaction would then be possible and the investigation of the mechanism of $2n$ capture would be possible. Such a theory, which is a natural extension of the IAV one, has recently been developed in [68], and numerical calculation of the cross section is currently in progress.

Finally, we stress the important synergy between theory and experiment. The description of the variety of different channels populated in a deuteron-induced reaction within a unique consistent framework enables the comparison with integral measurements along isotopic chains, and over a wide energy range. The predictions could then be tested, and the reliability of the theory improved, in view of the expected availability of new exotic isotopes in FRIB.

We gratefully acknowledge H. Crawford for useful comments and discussions. This work results from the International Collaboration in Nuclear Theory (ICNT) program at NSCL/FRIB in 2016. We thank the NSCL/FRIB for the logistic and financial support that made this program possible. This work is performed in part under the auspices of the DOE by Lawrence Livermore National Laboratory under Contract No. DE-AC52-07NA27344, with funding provided through the LDRD project 16-ERD-022. This work was supported by the U.S. National Science Foundation under grants PHY-1613362, PHY-1403906, PHY-1520929, and by the U.S. Department of Energy NNSA under Contract No. DE-FG52-08NA28552. We thank the Institute for Nuclear Theory at the University of Washington for its hospitality and the Department of Energy for partial support during the completion of this work.

References

1. Arcones A, Bardayan D W, Beers T C, Bernstein L A, Blackmon J C, Messer B, Brown B A, Brown E F, Brune C R, Champagne A E, Chieffi A, Couture A J, Danielewicz P, Diehl R, El-Eid M, Escher J E, Fields B D, Frhlich C, Herwig F, Hix W R, Iliadis C, Lynch W G, McLaughlin G C, Meyer B S, Mezzacappa A, Nunes F, OShea B W, Prakash M, Pritychenko B, Reddy S, Rehm E, Rogachev G, Rutledge R E, Schatz H, Smith M S, Stairs I H, Steiner A W, Strohmayer T E, Timmes F, Townsley D M, Wiescher M, Zegers R G and Zingale M 2017 *Progress in Particle and Nuclear Physics* **94** 1
2. Carlson J, Carpenter M P, Casten R, Elster C, Fallon P, Gade A, Gross C, Hagen G, Hayes A C, Higinbotham D W, Howell C R, Horowitz C J, Jones K L, Kondev F G, Lapi S, Macchiavelli A, McCutchen E A, Natowitz J, Nazarewicz W, Papenbrock T, Reddy S, Riley M A, Savage M J, Savard G, Sherrill B M, Sobotka L G, Stoyer M A, Tsang M B, Vetter K, Wiedenhoever I, Wuosmaa A H and Yennello S 2017 *Progress in Particle and Nuclear Physics* **94** 68
3. Ducasse, Q and Jurado, B and Aïche, M and Marini, P and Mathieu, L and Gørgen, A and Guttormsen, M and Larsen, A C and Tornyi, T and Wilson, J N and Barreau, G and Boutoux, G and Czajkowski, S and Giacompo, F and Günsing, F and Hagen, T W and Lebois, M and Lei, J and Méot, V and Morillon, B and Moro, A M and Renstrøm, T and Roig, O and Rose, S J and Sérot, O and Siem, S and Tsekhanovich, I and Tveten, G M and Wiedeking, M 2016 *Phys. Rev. C* **94** 024614
4. Feshbach H 1958 *Annals of Physics* **5** 357 – 390 ISSN 0003-4916
5. Feshbach H 1962 *Annals of Physics* **19** 287 – 313 ISSN 0003-4916
6. Bell J S and Squires E J 1959 *Phys. Rev. Lett.* **3** 96
7. Villars F 1967 *Fundamentals in Nuclear Theory, Ch.5* (Vienna: IAEA)
8. Blaizot J P and Ripka G 1986 *Quantum Theory of Finite Systems* (Massachusetts: MIT Press)
9. Dickhoff W H and Van Neck D 2008 *Many-Body Theory Exposed!, 2nd edition* (New Jersey: World Scientific)
10. Varner R L, Thompson W J, McAbee T L, Ludwig E J and Clegg T B 1991 *Phys. Rep.* **201** 57
11. Koning A J and Delaroche J P 2003 *Nucl. Phys.* **A713** 231
12. Brown B A 2001 *Prog. Part. Nucl. Phys.* **47** 517
13. Caurier E, Martinez-Pinedo G, Nowacki F, Poves A and Zuker A P 2005 *Rev. Mod. Phys.* **77** 427
14. Mahaux C and Sartor R 1986 *Phys. Rev. Lett.* **57** 3015
15. Mahaux C and Sartor R 1991 Single-particle motion in nuclei *Advances in nuclear physics* vol 20 (Springer US) pp 1–223
16. Serber R 1947 *Phys. Rev.* **72**(11) 1008
17. Baur G and Trautmann D 1976 *Physics Reports* **25** 293
18. Kerman A and McVoy K 1979 *Annals of Physics* **122** 197 – 216 ISSN 0003-4916
19. Udagawa T and Tamura T 1981 *Phys. Rev. C* **24** 1348–1349
20. Baur G, Rösel F, Trautmann D and Shyam R 1984 *Physics Reports* **111** 333 – 371 ISSN 0370-1573
21. Ichimura M, Austern N and Vincent C M 1985 *Phys. Rev. C* **32** 431
22. Hussein M and McVoy K 1985 *Nuclear Physics A* **445** 124
23. Kasano A and Ichimura M 1982 *Physics Letters B* **115** 81
24. Hussein M S 1984 *Phys. Rev. C* **30** 1962
25. Austern N, Iseri Y, Kamimura M, Kawai M, Rawitscher G and Yahiro M 1987 *Phys. Rep.* **154** 125–204
26. Ichimura M 1990 *Phys. Rev. C* **41** 834
27. Hussein M, Frederic T and Mastroleo R 1990 *Nuclear Physics A* **511** 269
28. Potel G, Nunes F M and Thompson I J 2015 *Phys. Rev. C* **92** 034611
29. Escher J E, Burke J T, Dietrich F S, Scielzo N D, Thompson I J and Younes W 2012 *Rev. Mod. Phys.* **84**(1) 353–397
30. Lei J and Moro A M 2015 *Phys. Rev. C* **92**(4) 044616
31. Lei J and Moro A M 2015 *Phys. Rev. C* **92**(6) 061602
32. Carlson B V, Capote R and Sin M 2016 *Few-Body Systems* **57** 307
33. Lighthall J *et al.* 2010 *Nuclear Instruments and Methods in Physics Research A* **622**
34. Paschalis S, Lee I, Macchiavelli A, Campbell C, Cromaz M, Gros S, Pavan J, Qian J, Clark R, Crawford H, Doering D, Fallon P, Lionberger C, Loew T, Petri M, Stezelberger T, Zimmermann S, Radford D, Lagergren K, Weisshaar D, Winkler R, Glasmacher T, Anderson J and Beausang C 2013 *Nuclear Instruments and Methods in Physics Research Section A: Accelerators, Spectrometers, Detectors and Associated Equipment* **709** 44 – 55 ISSN 0168-9002
35. Kankainen A, Woods P J, Nunes F, Langer C, Schatz H, Bader V, Baugher T, Bazin D, Brown B A, Browne J, Doherty D T, Estrade A, Gade A, Kontos A, Lotay G, Meisel Z, Montes F, Noji S, Perdikakis G, Pereira J, Recchia F, Redpath T, Stroberg R, Scott M, Seweryniak D, Stevens J, Weisshaar D, Wimmer K and Zegers R 2016 *The European Physical Journal A* **52** 6
36. Lei J and Moro A M 2017 *Phys. Rev. C* **95** 044605
37. Dickhoff W H, Charity R J and Mahzoon M H 2017 *J. Phys. G.: Nucl. Part. Phys.* **44** 033001
38. Udagawa T, Kim B T and Tamura T 1985 *Phys. Rev. C* **32** 124
39. Dupuis M, Kawano T, Delaroche J P and Bauge E 2011 *Phys. Rev. C* **83**(1) 014602
40. Blanchon G, Dupuis M and Arellano H F 2015 *The European Physical Journal A* **51**
41. Hauser W and Feshbach H 1952 *Phys. Rev.* **87** 366–373
42. Capote R, Herman M, Obložinský P, Young P, Goriely S, Belgya T, Ignatyuk A, Koning A, Hilaire S, Plujko V, Avrigeanu M, Bersillon O, Chadwick M, Fukahori T, Ge Z, Han Y, Kailas S, Kopecky J, Maslov V, Reffo G, Sin M, Soukhovitskii E and Talou P 2009 *Nuclear Data Sheets* **110** 3107 – 3214
43. Forssén C, Dietrich F, Escher J, Hoffman R and Kelley K 2007 *Phys. Rev. C* **75** 055807
44. Escher J E and Dietrich F S 2010 *Phys. Rev. C* **81** 024612
45. Scielzo N D, Escher J E, Allmond J M, Basunia M S, Beausang C W, Bernstein L A, Bleuel D L, Burke J T, Clark R M, Dietrich F S, Fallon P, Gibelin J, Goldblum B L, Leshner S R, McMahan M A, Norman E B, Phair L, Rodriguez-Vieitez E, Sheets S A, Thompson I J and Wiedeking M 2010 *Phys. Rev. C* **81** 034608
46. Charity R J, Sobotka L G and Dickhoff W H 2006 *Phys. Rev. Lett.* **97** 162503
47. Charity R J, Mueller J M, Sobotka L G and Dickhoff W H 2007 *Phys. Rev. C* **76** 044314

48. Mueller J M, Charity R J, Shane R, Sobotka L G, Waldecker S J, Dickhoff W H, Crowell A S, Esterline J H, Fallin B, Howell C R, Westerfeldt C, Youngs M, Crowe B J and Pedroni R S 2011 *Phys. Rev. C* **83** 064605
49. Waldecker S J, Barbieri C and Dickhoff W H 2011 *Phys. Rev. C* **84** 034616
50. Dussan H, Waldecker S J, Dickhoff W H, Mütter H and Polls A 2011 *Phys. Rev. C* **84** 044319
51. Mahzoon M H, Charity R J, Dickhoff W H, Dussan H and Waldecker S J 2014 *Phys. Rev. Lett.* **112** 162503
52. J Pampus and J Bisplinghoff and J Ernst and T Mayer-Kuckuk and J Rama Rao and G Baur and F Rösel and D Trautmann 1978 *Nuclear Physics A* **311** 141
53. J Kleinfeller and J Bisplinghoff and J Ernst and T Mayer-Kuckuk and G Baur and B Hoffmann and R Shyam and F Rösel and D Trautmann 1981 *Nuclear Physics A* **370** 205
54. Mastroleo R C, Udagawa T and Mustafa M G 1990 *Phys. Rev. C* **42** 683
55. Han Y, Shi Y and Shen Q 2006 *Phys. Rev. C* **74** 044615
56. Hagen G, Hjorth-Jensen M, Jansen G R, Machleidt R and Papenbrock T 2012 *Phys. Rev. Lett.* **109** 032502
57. Brown G, Denning A and Haigh J 1974 *Nuclear Physics A* **225** 267
58. Uozumi Y, Iwamoto O, Widodo S, Nohtomi A, Sakae T, Matoba M, Nakano M, Maki T and Koori N 1994 *Nuclear Physics A* **576** 123
59. Nguyen N B, Waldecker S J, Nunes F M, Charity R J and Dickhoff W H 2011 *Phys. Rev. C* **84**(4) 044611
60. Ota S, Burke J T, Casperson R J, Escher J E, Hughes R O, Ressler J J, Scielzo N D, Thompson I J, Austin R A E, Abromeit B, Foley N J, McCleskey E, McCleskey M, Park H I, Saastamoinen A and Ross T J 2015 *Phys. Rev. C* **92**(5) 054603
61. Hatarik R, Bernstein L A, Cizewski J A, Bleuel D L, Burke J T, Escher J E, Gibelin J, Goldblum B L, Hatarik A M, Leshner S R, O'Malley P D, Phair L, Rodriguez-Vieitez E, Swan T and Wiedeking M 2010 *Phys. Rev. C* **81** 011602
62. Shibata K, Iwamoto O, Nakagawa T, Iwamoto N, Ichihara A, Kunieda S, Chiba S, Furutaka K, Otuka N, Ohasawa T, Murata T, Matsunobu H, Zukeran A, Kamada S and ichi Katakura J 2011 *Journal of Nuclear Science and Technology* **48** 1–30
63. Chadwick M, Herman M, Obložinský P, Dunn M, Danon Y, Kahler A, Smith D, Pritychenko B, Arbanas G, Arcilla R, Brewer R, Brown D, Capote R, Carlson A, Cho Y, Derrien H, Guber K, Hale G, Hoblit S, Holloway S, Johnson T, Kawano T, Kiedrowski B, Kim H, Kunieda S, Larson N, Leal L, Lestone J, Little R, McCutchan E, MacFarlane R, MacInnes M, Mattoon C, McKnight R, Mughabghab S, Nobre G, Palmiotti G, Palumbo A, Pigni M, Pronyaev V, Sayer R, Sonzogni A, Summers N, Talou P, Thompson I, Trkov A, Vogt R, van der Marck S, Wallner A, White M, Wiarda D and Young P 2011 *Nuclear Data Sheets* **112** 2887 – 2996 ISSN 0090-3752
64. Ratkiewicz A, Cizewski J, Pain S, Adekola A, Burke J, Casperson R, Fotiades N, McCleskey M, Burcher S, Shand C, Austin R, Baugher T, Carpenter M, Devlin M, Escher J, Hardy S, Hatarik R, Howard M, Hughes R, Jones K, Kozub R, Lister C, Manning B, O'Donnell J, Peters W, Ross T, Scielzo N, Seweryniak D and Zhu S 2015 *EPJ Web of Conferences* **93** 02012
65. Ratkiewicz A, Cizewski J, Escher J, Potel G *et al.* 2017 Neutron Capture on Exotic Nuclei: Validating the $(d, p\gamma)$ Reaction as a Surrogate. *To be published*
66. Escher J E, Burke J T *et al.* 2017 $^{89}\text{Y}(n, \gamma)$ and $^{90}\text{Zr}(n, \gamma)$ from $(p, d\gamma)$ measurements, *To be published*
67. Rotureau J, Danielewicz P, Hagen G, Nunes F M and Papenbrock T 2017 *Phys. Rev. C* **95** 024315
68. Carlson B V, Frederico T and Hussein M S 2017 *Phys. Lett. B* **767** 53