

Quantified advantage of discontinuous weight selection in approximations with deep neural networks

Dmitry Yarotsky^{*†}
d.yarotsky@skoltech.ru

Abstract

We consider approximations of 1D Lipschitz functions by deep ReLU networks of a fixed width. We prove that without the assumption of continuous weight selection the uniform approximation error is lower than with this assumption at least by a factor logarithmic in the size of the network.

Keywords: Continuous nonlinear widths; Deep neural networks; ReLU activation

1 Introduction

In the study of parametrized nonlinear approximations, the framework of continuous nonlinear widths of DeVore *et al.* [1] is a general approach based on the assumption that approximation parameters depend continuously on the approximated object. Under this assumption, the framework provides lower error bounds for approximations in several important functional spaces, in particular Sobolev spaces.

In the present paper we will only consider the simplest Sobolev space $W^{1,\infty}([0,1])$, i.e. the space of Lipschitz functions on the segment $[0,1]$. The norm in this space can be defined by $\|f\|_{W^{1,\infty}([0,1])} = \max(\|f\|_\infty, \|f'\|_\infty)$, where $f' \in L^\infty([0,1])$ is the weak derivative of f , and $\|\cdot\|_\infty$ is the norm in $L^\infty([0,1])$. We will denote by B the unit ball in $W^{1,\infty}([0,1])$. Then the following result contained in Theorem 4.2 of [1] establishes an asymptotic lower bound on the accuracy of approximating functions from B under assumption of continuous parameter selection:

Theorem 1. *Let ν be a positive integer and $\eta : \mathbb{R}^\nu \rightarrow L^\infty([0,1])$ be any map between the space \mathbb{R}^ν and the space $L^\infty([0,1])$. Suppose that there is a continuous map $\psi : B \rightarrow \mathbb{R}^\nu$ such that $\|f - \eta(\psi(f))\|_\infty \leq \epsilon$ for all $f \in B$. Then $\epsilon \geq \frac{c}{\nu}$ with some absolute constant c .*

^{*}Skolkovo Institute of Science and Technology, Skolkovo Innovation Center, Building 3, Moscow 143026 Russia

[†]Institute for Information Transmission Problems, Bolshoy Karetny per. 19, build.1, Moscow 127051, Russia

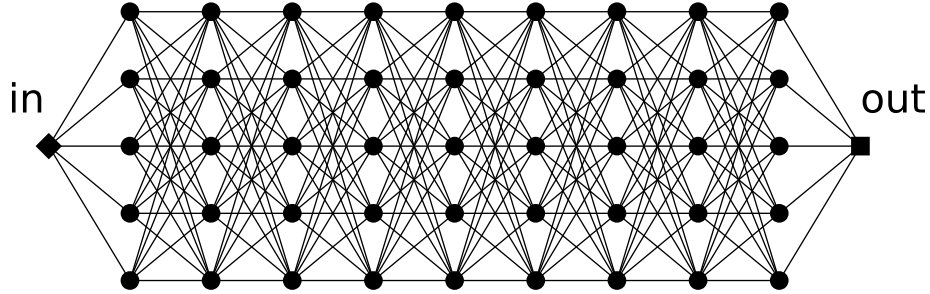


Figure 1: The standard network architecture of depth $N = 9$ and width $M = 5$ (i.e., containing 9 fully-connected hidden layers, 5 neurons each).

The bound $\frac{\varepsilon}{\nu}$ stated in the theorem is attained, for example, by the usual piecewise-linear interpolation with uniformly distributed breakpoints. Namely, assuming $\nu \geq 2$, define $\psi(f) = (f(0), f(\frac{1}{\nu-1}), \dots, f(1))$ and define $\eta(y_1, \dots, y_\nu)$ to be the continuous piecewise-linear function with the nodes $(\frac{n-1}{\nu-1}, y_n), n = 1, \dots, \nu$. Then it is easy to see that $\|f - \eta(\psi(f))\|_\infty \leq \frac{1}{\nu-1}$ for all $f \in B$.

The key assumption of Theorem 1 that ψ is continuous need not hold in applications, in particular for approximations with neural networks. The most common practical task in this case is to optimize the weights of the network so as to obtain the best approximation of a specific function, without any regard for other possible functions. Theoretically, Kainen *et al.* [2] prove that already for networks with a single hidden layer the optimal weight selection is discontinuous in general. The goal of the present paper is to quantify the accuracy gain that discontinuous weight selection brings to a deep feed-forward neural network model in comparison to the baseline bound of Theorem 1.

Specifically, we consider a common deep architecture shown in Fig. 1 that we will refer to as *standard*. The network consists of one input unit, one output unit, and N fully-connected hidden layers, each including a constant number M of units. We refer to N as the *depth* of the network and to M as its *width*. The layers are fully connected in the sense that each unit is connected with all units of the previous and the next layer. Only neighboring layers are connected. A hidden unit computes the map

$$(x_1, \dots, x_K) \mapsto \sigma\left(\sum_{k=1}^K w_k x_k + h\right),$$

where x_1, \dots, x_K are the inputs, σ is a nonlinear activation function, and $(w_k)_{k=1}^K$ and h are the weights associated with this computation unit. For the first hidden layer $K = 1$, otherwise $K = M$. The network output unit is assumed to compute a linear map:

$$(x_1, \dots, x_M) \mapsto \sum_{k=1}^M w_k x_k + h.$$

The total number of weights in the network then equals

$$\nu_{M,N} = M^2(N - 1) + M(N + 2) + 1.$$

We will take the activation function σ to be the ReLU function (Rectified Linear Unit), which is a popular choice in applications:

$$\sigma(x) = \max(0, x). \tag{1}$$

With this activation function, the functions implemented by the whole network are continuous and piecewise linear, in particular they belong to $W^{1,\infty}([0, 1])$. Let $\eta_{M,N} : \mathbb{R}^{\nu_{M,N}} \rightarrow W^{1,\infty}([0, 1])$ map the weights of the width- M depth- N network to the respective implemented function. Consider uniform approximation rates for the ball B , with or without the weight selection continuity assumption:

$$d_{\text{cont}}(M, N) = \inf_{\substack{\psi: B \rightarrow \mathbb{R}^{\nu_{M,N}} \\ \psi \text{ continuous}}} \sup_{f \in B} \|f - \eta_{M,N}(\psi(f))\|_{\infty}$$

$$d_{\text{all}}(M, N) = \inf_{\psi: B \rightarrow \mathbb{R}^{\nu_{M,N}}} \sup_{f \in B} \|f - \eta_{M,N}(\psi(f))\|_{\infty}$$

Theorem 1 implies that $d_{\text{cont}}(M, N) \geq \frac{c}{\nu_{M,N}}$.

We will be interested in the scenario where the width M is fixed and the depth N is varied. The main result of our paper is an upper bound for $d_{\text{all}}(M, N)$ that we will prove in the case $M = 5$ (but the result obviously also holds for larger M).

Theorem 2.

$$d_{\text{all}}(5, N) \leq \frac{c}{N \ln N},$$

with some absolute constant c .

Comparing this result with Theorem 1, we see that without the assumption of continuous weight selection the approximation error is lower than with this assumption at least by a factor logarithmic in the size of the network:

Corollary 1.

$$\frac{d_{\text{all}}(5, N)}{d_{\text{cont}}(5, N)} \leq \frac{c}{\ln N},$$

with some absolute constant c .

The remainder of the paper is the proof of Theorem 2. The proof relies on a construction of adaptive network architectures with “cached” elements from [4]. We use a somewhat different, streamlined version of this construction: whereas in [4] it was first performed for a discontinuous activation function and then extended to ReLU by some approximation, in the present paper we do it directly, without invoking auxiliary activation functions.

2 Proof of Theorem 2

It is convenient to divide the proof into four steps. In the first step we construct for any function $f \in B$ an approximation \tilde{f} using cached functions. In the second step we expand the constructed approximation in terms of the ReLU function (1) and linear operations. In the third step we implement \tilde{f} by a highly parallel shallow network with an f -dependent (“adaptive”) architecture. In the fourth step we show that this adaptive architecture can be embedded in the standard deep architecture of width 5.

Step 1: Cache-based approximation. We first explain the idea of the construction. We start with interpolating f by a piece-wise linear function \tilde{f}_1 with uniformly distributed nodes. After that, we create a “cache” of auxiliary functions that will be used for detalization of the approximation in the intervals between the nodes. The key point is that one cached function can be used in many intervals, which will eventually lead to a $\sim \log N$ saving in the error-complexity relation. The assignment of cached functions to the intervals will be f -dependent and encoded in the network architecture in Step 3.

The idea of reused subnetworks dates back to the proof of the $O(2^n/n)$ upper bound for the complexity of Boolean circuits implementing n -ary functions ([3]).

We start now the detailed exposition. Given $f \in B$, we will construct an approximation \tilde{f} to f in the form

$$\tilde{f} = \tilde{f}_1 + \tilde{f}_2.$$

Here, \tilde{f}_1 is the piecewise linear interpolation of f with the breakpoints $\{\frac{t}{T}\}_{t=0}^T$:

$$\tilde{f}_1\left(\frac{t}{T}\right) = f\left(\frac{t}{T}\right), \quad t = 0, 1, \dots, T.$$

The value of T will be chosen later.

Since f is Lipschitz with constant 1, \tilde{f}_1 is also Lipschitz with constant 1. We denote by I_t the intervals between the breakpoints:

$$I_t = \left[\frac{t}{T}, \frac{t+1}{T}\right), \quad t = 0, \dots, T-1.$$

We will now construct \tilde{f}_2 as an approximation to the difference

$$f_2 = f - \tilde{f}_1. \tag{2}$$

Note that f_2 vanishes at the endpoints of the intervals I_t :

$$f_2\left(\frac{t}{T}\right) = 0, \quad t = 0, \dots, T, \tag{3}$$

and f_2 is Lipschitz with constant 2:

$$|f_2(x_1) - f_2(x_2)| \leq 2|x_1 - x_2|, \tag{4}$$

since f and \tilde{f}_1 are Lipschitz with constant 1.

To define \tilde{f}_2 , we first construct a set Γ of cached functions. Let m be a positive integer to be chosen later. Let Γ be the set of piecewise linear functions $\gamma : [0, 1] \rightarrow \mathbb{R}$ with the breakpoints $\{\frac{r}{m}\}_{r=0}^m$ and the properties

$$\gamma(0) = \gamma(1) = 0$$

and

$$\gamma\left(\frac{r}{m}\right) - \gamma\left(\frac{r-1}{m}\right) \in \left\{-\frac{2}{m}, 0, \frac{2}{m}\right\}, \quad r = 1, \dots, m.$$

Note that the size $|\Gamma|$ of Γ is not larger than 3^m .

If $g : [0, 1] \rightarrow \mathbb{R}$ is any Lipschitz function with constant 2 and $g(0) = g(1) = 0$, then g can be approximated by some $\gamma \in \Gamma$ with error not larger than $\frac{2}{m}$: namely, take $\gamma(\frac{r}{m}) = \frac{2}{m} \lfloor g(\frac{r}{m}) / \frac{2}{m} \rfloor$ (here $\lfloor \cdot \rfloor$ is the floor function.)

Moreover, if f_2 is defined by (2), then, using (3), (4), on each interval I_t the function f_2 can be approximated with error not larger than $\frac{2}{Tm}$ by a properly rescaled function $\gamma \in \Gamma$. Namely, for each $t = 0, \dots, T-1$ we can define the function g by $g(y) = Tf_2(\frac{t+y}{T})$. Then it is Lipschitz with constant 2 and $g(0) = g(1) = 0$, so we can find $\gamma_t \in \Gamma$ such that

$$\sup_{y \in [0,1]} \left| Tf_2\left(\frac{t+y}{T}\right) - \gamma_t(y) \right| \leq \frac{2}{m}.$$

This can be equivalently written as

$$\sup_{x \in I_t} \left| f_2(x) - \frac{1}{T} \gamma_t(Tx - t) \right| \leq \frac{2}{Tm}.$$

Note that the obtained assignment $t \mapsto \gamma_t$ is not injective, in general (T will be larger than $|\Gamma|$).

We can then define \tilde{f}_2 on the whole interval $[0, 1)$ by

$$\tilde{f}_2(x) = \frac{1}{T} \gamma_t(Tx - t), \quad x \in I_t, \quad t = 0, \dots, T-1. \quad (5)$$

This \tilde{f}_2 approximates f_2 with error $\frac{2}{Tm}$ on $[0, 1)$:

$$\sup_{x \in [0,1)} |f_2(x) - \tilde{f}_2(x)| \leq \frac{2}{Tm},$$

and hence, by (2), for the full approximation $\tilde{f} = \tilde{f}_1 + \tilde{f}_2$ we will also have

$$\sup_{x \in [0,1)} |f(x) - \tilde{f}(x)| \leq \frac{2}{Tm}. \quad (6)$$

Step 2: ReLU-expansion of \tilde{f} . We express now the constructed approximation $\tilde{f} = \tilde{f}_1 + \tilde{f}_2$ in terms of linear and ReLU operations.

Let us first describe the expansion of \tilde{f}_1 . Since \tilde{f}_1 is a continuous piecewise-linear interpolation of f with the breakpoints $\{\frac{t}{T}\}_{t=0}^T$, we can represent it on the segment $[0, 1]$ in terms of the ReLU activation function σ as

$$\tilde{f}_1(x) = \sum_{t=0}^{T-1} w_t \sigma\left(x - \frac{t}{T}\right) + h, \quad (7)$$

with some weights $(w_t)_{t=0}^{T-1}$ and h .

Now we turn to \tilde{f}_2 , as given by (5). Consider the “tooth” function

$$\phi(x) = \begin{cases} 0, & x \notin [-1, 1], \\ 1 - |x|, & x \in [-1, 1]. \end{cases} \quad (8)$$

Note in particular that for any $t = 0, 1, \dots, T-1$

$$\phi(Tx - t) = 0 \quad \text{if } x \notin I_{t-1} \cup I_t. \quad (9)$$

The function ϕ can be written as

$$\phi(x) = \sum_{q=-1}^1 \alpha_q \sigma(x - q), \quad (10)$$

where

$$\alpha_{-1} = \alpha_1 = 1, \alpha_0 = -2.$$

Let us expand each $\gamma \in \Gamma$ over the basis of shifted ReLU functions:

$$\gamma(x) = \sum_{r=0}^{m-1} c_{\gamma,r} \sigma\left(x - \frac{r}{m}\right), \quad x \in [0, 1], \quad (11)$$

with some coefficients $c_{\gamma,r}$. There is no constant term because $\gamma(0) = 0$. Since $\gamma(1) = 0$, we also have

$$\sum_{r=0}^{m-1} c_{\gamma,r} \sigma\left(1 - \frac{r}{m}\right) = 0. \quad (12)$$

Consider the functions $\theta_\gamma : \mathbb{R}^2 \rightarrow \mathbb{R}$ defined by

$$\theta_\gamma(a, b) = \sum_{r=0}^{m-1} c_{\gamma,r} \sigma\left(\frac{m-r}{m}a - \frac{r}{m}b\right). \quad (13)$$

Lemma 1.

$$\theta_\gamma(a, 0) = 0 \quad \text{for all } a \geq 0, \quad (14)$$

$$\theta_\gamma(0, b) = 0 \quad \text{for all } b \geq 0, \quad (15)$$

$$\theta_\gamma(\phi(Tx - t - 1), \phi(Tx - t)) = \begin{cases} \gamma(Tx - t), & x \in I_t, \\ 0, & x \notin I_t, \end{cases} \quad (16)$$

for all $x \in [0, 1]$ and $t = 0, 1, \dots, T - 1$.

Proof. Property (14) follows from (12) using positive homogeneity of σ . Property (15) follows since $\sigma(x) = 0$ for $x \leq 0$.

To establish (16), consider the two cases:

1. If $x \notin I_t$, then at least one of the arguments of θ_γ vanishes by (9), and hence the l.h.s. vanishes by (14), (15).
2. If $x \in I_t$, then $\phi(Tx - t - 1) = Tx - t$ and $\phi(Tx - t) = 1 + t - Tx$, so

$$\frac{m-r}{m}\phi(Tx - t - 1) - \frac{r}{m}\phi(Tx - t) = Tx - t - \frac{r}{m}$$

and hence, by (13) and (11),

$$\theta_\gamma(\phi(Tx - t - 1), \phi(Tx - t)) = \sum_{r=0}^{m-1} c_{\gamma,r} \sigma\left(Tx - t - \frac{r}{m}\right) = \gamma(Tx - t).$$

□

Using definition (5) of \tilde{f}_2 and representation (16), we can then write, for any $x \in [0, 1)$,

$$\begin{aligned} \tilde{f}_2(x) &= \frac{1}{T} \sum_{t=0}^{T-1} \theta_{\gamma_t}(\phi(Tx - t - 1), \phi(Tx - t)) \\ &= \frac{1}{T} \sum_{\gamma \in \Gamma} \sum_{t: \gamma_t = \gamma} \theta_\gamma(\phi(Tx - t - 1), \phi(Tx - t)). \end{aligned}$$

In order to obtain computational gain from caching, we would like to move summation over t into the arguments of the function θ_γ . However, we need to avoid double counting associated with overlapping supports of the functions $x \mapsto \phi(Tx - t), t = 0, \dots, T - 1$. Therefore we first divide all t 's into three series $\{t : t \equiv i \pmod{3}\}$ indexed by $i \in \{0, 1, 2\}$, and we will then move summation over t into the argument of θ_γ separately for each series. Precisely, we write

$$\tilde{f}_2(x) = \frac{1}{T} \sum_{\gamma \in \Gamma} \sum_{i=0}^2 \tilde{f}_{2,\gamma,i}, \quad (17)$$

where

$$\tilde{f}_{2,\gamma,i}(x) = \sum_{\substack{t:\gamma_t=\gamma \\ t\equiv i \pmod{3}}} \theta_\gamma(\phi(Tx - t - 1), \phi(Tx - t)). \quad (18)$$

We claim now that $\tilde{f}_{2,\gamma,i}$ can be alternatively written as

$$\tilde{f}_{2,\gamma,i}(x) = \theta_\gamma\left(\sum_{\substack{t:\gamma_t=\gamma \\ t\equiv i \pmod{3}}} \phi(Tx - t - 1), \sum_{\substack{t:\gamma_t=\gamma \\ t\equiv i \pmod{3}}} \phi(Tx - t)\right). \quad (19)$$

To check that, suppose that $x \in I_{t_0}$ for some t_0 and consider several cases:

1. Let $i \not\equiv t_0 \pmod{3}$, then both expressions (18) and (19) vanish. Indeed, at least one of the sums forming the arguments of θ_γ in the r.h.s. of (19) vanishes by (9), so θ_γ vanishes by (14), (15). Similar reasoning shows that the r.h.s. of (18) vanishes too.
2. Let $i \equiv t_0 \pmod{3}$ and $\gamma \neq \gamma_{t_0}$. Then all terms in the sums over t in (18) and (19) vanish, so both (18) and (19) vanish.
3. Let $i \equiv t_0 \pmod{3}$ and $\gamma = \gamma_{t_0}$. Then all terms in the sums over t in (18) and (19) vanish except for the term $t = t_0$, so both (18) and (19) are equal to $\theta_\gamma(\phi(Tx - t_0 - 1), \phi(Tx - t_0))$.

The desired ReLU expansion of \tilde{f}_2 is then given by (17) and (19), where ϕ and θ_γ are further expanded by (10), (13):

$$\begin{aligned} \tilde{f}_2(x) &= \frac{1}{T} \sum_{\gamma \in \Gamma} \sum_{i=0}^2 \tilde{f}_{2,\gamma,i} \\ &= \frac{1}{T} \sum_{\gamma \in \Gamma} \sum_{i=0}^2 \sum_{r=0}^{m-1} c_{\gamma,r} \sigma\left(\frac{m-r}{m} \sum_{\substack{t:\gamma_t=\gamma \\ t\equiv i \pmod{3}}} \sum_{q=-1}^1 \alpha_q \sigma(Tx - t - q - 1) \right. \\ &\quad \left. - \frac{r}{m} \sum_{\substack{t:\gamma_t=\gamma \\ t\equiv i \pmod{3}}} \sum_{q=-1}^1 \alpha_q \sigma(Tx - t - q)\right). \end{aligned} \quad (20)$$

Step 3: Network implementation with f -dependent architecture. We will now express the approximation \tilde{f} by a neural network (see Fig. 2). The network consists of two parallel subnetworks implementing \tilde{f}_1 and \tilde{f}_2 that include three and five layers, respectively (one and three layers if counting only hidden layers). The units of the network either have the ReLU activation function or simply perform linear combinations of inputs without any activation function. We will denote individual units in the subnetworks \tilde{f}_1 and \tilde{f}_2 by symbols

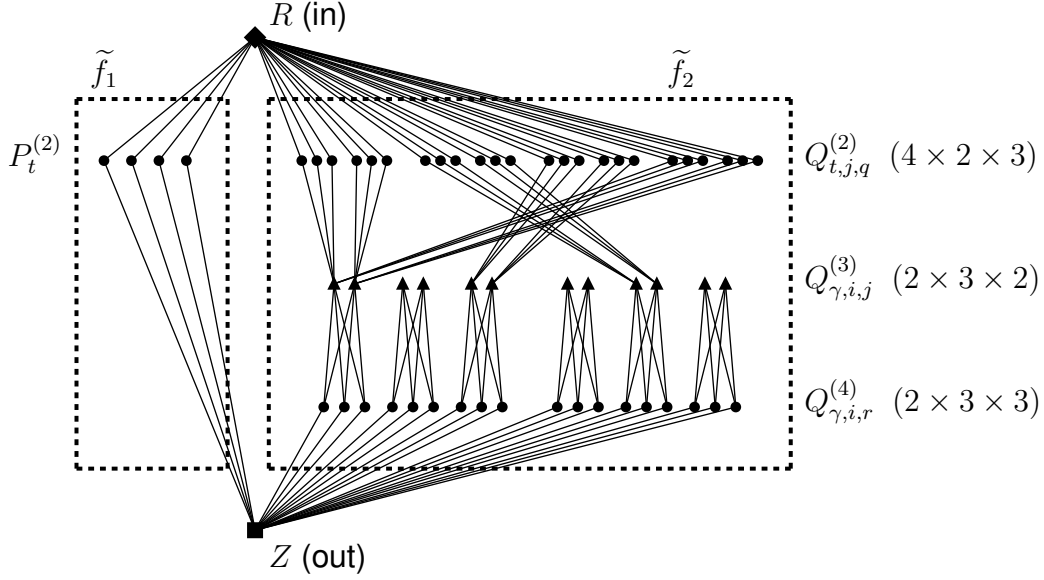


Figure 2: Implementation of the function $\tilde{f} = \tilde{f}_1 + \tilde{f}_2$ by a neural network with f -dependent architecture. The computation units $Q_{t,j,q}^{(2)}$, $Q_{\gamma,i,j}^{(3)}$ and $Q_{\gamma,i,r}^{(4)}$ are depicted in their layers in the lexicographic order (later indices change faster). Dimensions of the respective index arrays are indicated on the right (the example shown is for $T = 4$, $m = 3$ and $|\Gamma| = 2$). Computation of \tilde{f}_2 includes $3|\Gamma|$ parallel computations of functions $f_{2,\gamma,i}$; the corresponding subnetworks are formed by units and connections connected to $Q_{\gamma,i,0}^{(3)}$ and $Q_{\gamma,i,1}^{(3)}$ with specific γ, i .

P and Q , respectively, with superscripts numbering the layer and subscripts identifying the unit within the layer. The subnetworks have a common input unit:

$$R = P^{(1)} = Q^{(1)}$$

and their output units are merged so as to sum \tilde{f}_1 and \tilde{f}_2 :

$$Z = P^{(3)} + Q^{(5)}.$$

Let us first describe the network for \tilde{f}_1 . By (7), we can represent \tilde{f}_1 by a 3-layer ReLU network as follows:

1. The first layer contains the single input unit $P^{(1)}$.
2. The second layer contains T units $P_t^{(2)} = \sigma(P^{(1)} - \frac{t}{T})$, where $t \in \{0, \dots, T-1\}$.
3. The third layer contains a single output unit $P^{(3)} = \sum_{t=0}^{T-1} w_t P_t^{(2)} + h$.

Now we describe the network for \tilde{f}_2 based on the representation (20).

1. The first layer contains the single input unit $Q^{(1)}$.
2. The second layer contains $6T$ units $Q_{t,j,q}^{(2)}$, where $t \in \{0, \dots, T-1\}$, $q \in \{-1, 0, 1\}$, and $j \in \{0, 1\}$ corresponds to the first or second argument of the function θ_γ :

$$Q_{t,j,q}^{(2)} = \sigma(TQ^{(1)} - t - q - j).$$

3. The third layer contains $6|\Gamma|$ units $Q_{\gamma,i,j}^{(3)}$, where $\gamma \in \Gamma$, $i \in \{0, 1, 2\}$, and $j \in \{0, 1\}$:

$$Q_{\gamma,i,j}^{(3)} = \sum_{\substack{t:\gamma_t=\gamma \\ t \equiv i \pmod{3}}} \sum_{q=-1}^1 \alpha_q Q_{t,j,q}^{(2)}. \quad (21)$$

4. The fourth layer contains $3m|\Gamma|$ units $Q_{\gamma,i,r}^{(4)}$, where $\gamma \in \Gamma$, $i \in \{0, 1, 2\}$ and $r \in \{0, \dots, m-1\}$:

$$Q_{\gamma,i,r}^{(4)} = \sigma\left(\frac{m-r}{m}Q_{\gamma,i,1}^{(3)} - \frac{r}{m}Q_{\gamma,i,0}^{(3)}\right).$$

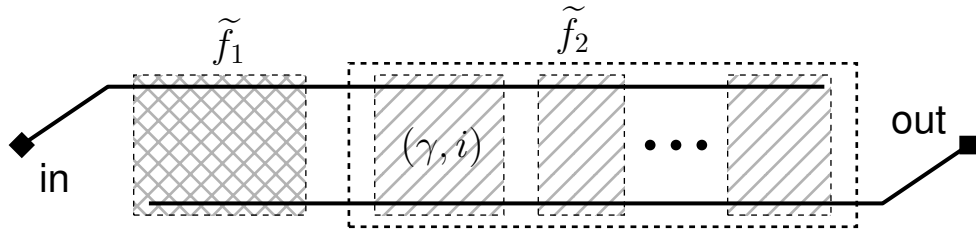
5. The final layer consists of the single output unit

$$Q^{(5)} = \frac{1}{T} \sum_{\gamma \in \Gamma} \sum_{i=0}^2 \sum_{r=0}^{m-1} c_{\gamma,r} Q_{\gamma,i,r}^{(4)}. \quad (22)$$

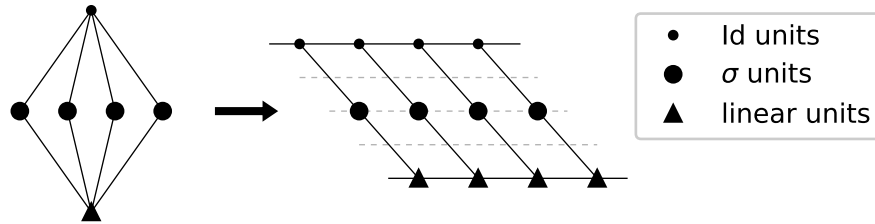
Step 3: Embedding into the standard deep architecture. We show now that the f -dependent ReLU network constructed in the previous step can be realized within the standard width-5 architecture.

Note first that we may ignore unneeded connections in the standard network (simply by assigning weight 0 to them). Also, we may assume some units to act purely linearly on their inputs, i.e., ignore the nonlinear ReLU activation. Indeed, for any bounded set $D \subset \mathbb{R}$, if h is sufficiently large, then $\sigma(x+h) - h = x$ for all $x \in D$, hence we can ensure that the ReLU activation function always works in the identity regime in a given unit by adjusting the intercept term in this unit and in the units accepting its output. In particular, we can also implement in this way identity units, i.e. those having a single input and passing the signal further without any changes.

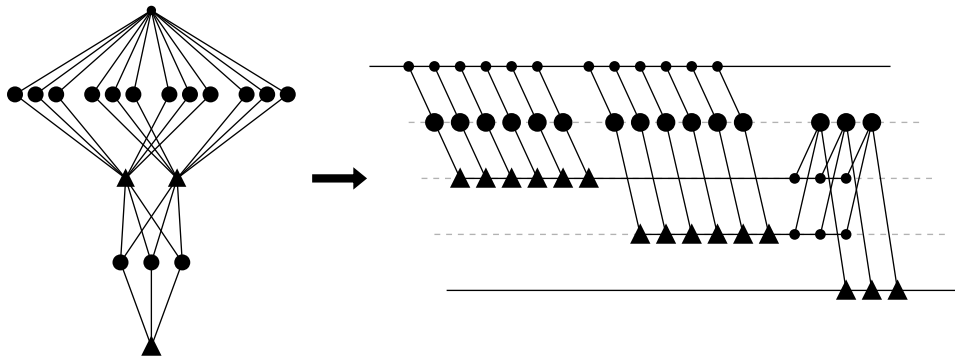
The embedding strategy is to arrange parallel subnetworks along the “depth” of the standard architecture as shown in Fig. 3a. Note that \tilde{f}_1 and \tilde{f}_2 are computed in parallel; moreover, computation of \tilde{f}_2 is parallelized over $3|\Gamma|$ independent subnetworks computing $\tilde{f}_{2,\gamma,i}$ and indexed by $\gamma \in \Gamma$ and $i \in \{0, 1, 2\}$ (see (20) and Fig. 2). Each of these independent subnetworks gets embedded into its own batch of width-5 layers. The top row of units in the standard architecture is only used to pass the network input to each of the subnetworks, so all the top row units function in the identity mode. The bottom row is only used to accumulate results of the subnetworks into a single linear combination, so all the bottom units function in the linear mode.



(a) Embedding overview: the subnetworks \tilde{f}_1 and \tilde{f}_2 are computed in parallel; the subnetwork \tilde{f}_2 is further divided into parallel subnetworks $f_{2,\gamma,i}$, where $\gamma \in \Gamma, i \in \{0, 1, 2\}$.



(b) Embedding of the \tilde{f}_1 subnetwork.



(c) Embedding of a subnetwork $\tilde{f}_{2,\gamma,i}$.

Figure 3: Embedding of the adaptive network into the standard architecture.

Implementation of the \tilde{f}_1 subnetwork is shown in Fig. 3b. It requires $T + 2$ width-5 layers of the standard architecture. The original output unit $P^{(3)}$ of this subnetwork gets implemented by T linear units that have not more than two inputs each and gradually accumulate the required linear combination.

Implementation of a $\tilde{f}_{2,\gamma,i}$ subnetwork is shown in Fig. 3c. Its computation can be divided into two stages.

In terms of the original adaptive network, in the first stage we perform parallel computations associated with the $Q^{(2)}$ units and combine their results in the two linear units $Q_{\gamma,i,0}^{(3)}$ and $Q_{\gamma,i,1}^{(3)}$. By (21), each of $Q_{\gamma,i,0}^{(3)}$ and $Q_{\gamma,i,1}^{(3)}$ accepts $3N_{\gamma,i}$ inputs from the $Q^{(2)}$ units, where

$$N_{\gamma,i} = |\{t \in \{0, \dots, T-1\} | \gamma_t = \gamma, t \equiv i \pmod{3}\}|.$$

In the standard architecture, the two original linear units $Q_{\gamma,i,0}^{(3)}$ and $Q_{\gamma,i,1}^{(3)}$ get implemented by $6N_{\gamma,i}$ linear units that occupy two reserved lines of the network. This stage spans $6N_{\gamma,i} + 2$ width-5 layers of the standard architecture.

In the second stage we use the outputs of $Q_{\gamma,i,0}^{(3)}$ and $Q_{\gamma,i,1}^{(3)}$ to compute m values $Q_{\gamma,i,r}^{(4)}$, $r = 0, \dots, m-1$, and accumulate the respective part $\sum_{r=0}^{m-1} c_{\gamma,r} Q_{\gamma,i,r}^{(4)}$ of the final output (22). This stage spans $m + 2$ layers of the standard architecture.

The full implementation of one $\tilde{f}_{2,\gamma,i}$ subnetwork thus spans $6N_{\gamma,i} + m + 4$ width-5 layers. Since $\sum_{\gamma,i} N_{\gamma,i} = T$ and there are $3|\Gamma|$ such subnetworks, implementation of the whole \tilde{f}_2 subnetwork spans $6T + 3(m + 4)|\Gamma|$ width-5 layers. Implementation of the whole \tilde{f} network then spans $7T + 3(m + 4)|\Gamma| + 2$ layers.

It remains to optimize T and m so as to achieve the minimum approximation error, subject to the total number of layers in the standard network being bounded by N . Recall that $|\Gamma| \leq 3^m$ and that the approximation error of \tilde{f} is not greater than $\frac{2}{Tm}$ by (6). Choosing $T = \lfloor \frac{N}{8} \rfloor$, $m = \lfloor \frac{1}{2} \log_3 N \rfloor$ and assuming N sufficiently large, we satisfy the network size constraint and achieve the desired error bound $\|f - \tilde{f}\|_\infty \leq \frac{c}{N \ln N}$, uniformly in $f \in B$. Since, by construction, $\tilde{f} = \eta_{5,N}(\psi(f))$ with some weight selection function ψ , this completes the proof.

References

- [1] Ronald A DeVore, Ralph Howard, and Charles Micchelli. Optimal nonlinear approximation. *Manuscripta mathematica*, 63(4):469–478, 1989.
- [2] Paul C Kainen, Věra Kůrková, and Andrew Vogt. Approximation by neural networks is not continuous. *Neurocomputing*, 29(1):47–56, 1999.
- [3] Claude Shannon. The synthesis of two-terminal switching circuits. *Bell Labs Technical Journal*, 28(1):59–98, 1949.
- [4] Dmitry Yarotsky. Error bounds for approximations with deep ReLU networks. *arXiv preprint arXiv:1610.01145v3*, 2016. Submitted to *Neural Networks*.