

The impact of scaffolding and question structure on the gender gap

Hillary Dawkins, Holly Hedgeland, and Sally Jordan

School of Physical Sciences, The Open University, Walton Hall, Milton Keynes, MK7 6AA, UK

(Dated: February 17, 2022)

We address previous hypotheses about possible factors influencing the gender gap in attainment in physics. Specifically, previous studies claim that male advantage may arise from multiple-choice style questions, and that scaffolding may preferentially benefit female students. We claim that female students are not disadvantaged by multiple-choice style questions, and also present some alternative conclusions surrounding the scaffolding hypothesis. By taking both student attainment level and the degree of question scaffolding into account, we identify questions which exhibit real bias in favour of male students. We find that both multi-dimensional context and use of diagrams are common elements of such questions.

I. INTRODUCTION

The gender gap in attainment in physics is consistent and well documented. Across institutions, male students outperform their female counterparts in terms of undergraduate course performance [1–3], as well as outcome on subject specific concept inventories (FCI [1, 4–7], BEMA [8–10], and CSEM [10, 11]). At the UK Open University (OU), we observe a significant difference in attainment on the second level physics modules in favour of males, and furthermore this gap is persistent across multiple years of instruction.

While the existence of a real and significant gap is well established, the contributing factors are less well understood (see [12] for a review of 17 studies). Possible factors include background and preparation, of which many possible measures exist. Previous studies identify concept inventory pretest scores [9, 13], SAT math scores [7, 9, 13], ACT math scores [9, 13], and prerequisite course grades [9] to vary significantly by gender. Sociocultural factors may also play a role, for example self-efficacy and CLASS scores [14] (a measure of learning attitudes about science). Finally, there is the issue of question construction including type of question (constructed response, multiple choice, or other selected response), presentation (graphs, diagrams, words), and male-biased context (references to sports and cannons). Here we focus on identifying factors from the final category of question structure, as these are the most readily modified.

A recent study from the University of Cambridge [15] observes an interesting dependence on question structure in the form of scaffolding. Scaffolding refers to the degree to which a question guides the student through the problem-solving process. Previous studies support the use of scaffolding in aiding students' learning and conceptual understanding in physics [16–18]. However, [15] is the first study to our knowledge to identify a dependence on gender. It is therefore important to verify these findings across institutions and student populations, prior to taking action towards any instructional reform.

In light of the large and diverse student population of the Open University, we find ourselves well situated to address these issues. The goals of the present study are to

be disadvantaging female students

1. Identify elements of question structure which may
2. Test the scaffolding hypothesis as a potential solution

Taking student ability (as measured by overall attainment levels) and question difficulty into account, we identify questions that pose significant male bias and those which do not. We discuss our findings in the context of current literature on the subject. Furthermore we challenge the conclusions presented in [15], and offer some alternative conclusions.

II. CONTEXT

The present study examines gender differences in attainment observed in the second level (FHEQ Level 5) physics modules at the Open University. We first spend some time reviewing the structure of the Open University, the modules in question, and the student population.

The Open University approaches higher education in a non-traditional way in that there are no admission requirements, and modules are completed at a distance with substantial online elements. Students select and complete modules, according to their needs, to make up a degree comprised of 360 credits if desired. Students are attracted to the open concept for a variety of reasons including flexibility, part-time options, returning to study later in life, and completing second degrees. We therefore expect that the student population is demographically diverse. Despite differences in the student population, similar trends in attainment gaps have been identified as at other institutions. Of particular interest is a large gap in attainment at the second level, the first level at which physics is taught as a separate module, which does not exist at lower or higher levels.

The 60-credit second level physics modules (previously S207, now S217) include mechanics, thermodynamics, electricity and magnetism, quantum physics, and nuclear physics at an introductory to intermediate level. Although prerequisites are not enforced, it is expected that students will have completed the introductory level one science module, from which they will have gained some familiarity with some of these topics as well as appropriate mathematical preparation. The module population

1. Identify elements of question structure which may

TABLE I. A cross-table of the i th stratum depicting the number of students in each group (male and female) to get a particular iCMA question correct or incorrect on the first attempt. The total number of students in the i th stratum is $N_i = m_i^1 + m_i^0 + f_i^1 + f_i^0$.

	Correct (1)	Incorrect (0)
Male	m_i^1	m_i^0
Female	f_i^1	f_i^0

comprises a mixture of students intending to take further physics modules and those intending to take further science or mathematics modules outside of physics.

Throughout the module, students complete interactive computer-marked assignments (iCMAs), which are short problems requiring numeric open responses or selected responses, in addition to tutor-marked assignments. Students receive feedback on their iCMA answers and are permitted to retry questions as many times as desired. The module ends with an exam which contains, among other components, long answer open response questions. In this study, we analyze iCMA questions to identify any gender bias, and look at exam long answer questions to address the scaffolding hypothesis. Data was collected over four recent presentations of the module; S207 in 2012-2014 and S217 in 2015. The total number of students completing the module in this time period was 5535, 4286 (77%) males and 1249 (23%) females.

III. IDENTIFYING BIAS

A. The Mantel-Haenszel method

The Mantel-Haenszel method is a statistical technique used to identify differences between groups using a stratified data set [19]. The idea is that possible confounding variables will be captured by the stratification.

In this case, we wish to detect iCMA questions which exhibit significant male bias while accounting for student ability and question difficulty. Therefore we take our two groups to be male and female students, and students are stratified according to ability as measured by their overall performance on iCMA questions. Table I shows a cross-table representing the number of students in each group answering an item correctly at the i th stratum. For each item, we calculate the odds ratio (ratio of success probabilities between groups) of the i th stratum as $m_i^1 f_i^0 / m_i^0 f_i^1$. A weighted average across all strata then provides the overall odds ratio for a particular question, referred to as the Mantel-Haenszel alpha:

$$\alpha_{MH} = \frac{\sum_i m_i^1 f_i^0 / N_i}{\sum_i m_i^0 f_i^1 / N_i}. \quad (1)$$

For ease of comparison, this is often converted to a loga-

TABLE II. Strength of bias (α_{MH}^*) and significance (p) values for iCMA questions of interest.

	M_1	M_2	M_3	F_1	F_2
α_{MH}^*	-2.9	-3.2	-3.3	.14	.39
p	.045	.013	.032	.016	.037

rithmic scale as

$$\alpha_{MH}^* = -2.35 \ln \left(\frac{\sum_i m_i^1 f_i^0 / N_i}{\sum_i m_i^0 f_i^1 / N_i} \right). \quad (2)$$

The sign and magnitude of α_{MH}^* indicate the direction and strength of bias within a question. Negative values indicate a bias in favour of males, meaning that male students have a greater probability of answering this question correctly compared to female students of equal ability. Likewise, positive values indicate a bias in favour of females. The absolute value of α_{MH}^* indicates the strength of the bias, and is deemed to be significant if $|\alpha_{MH}^*| \geq 1$ [20].

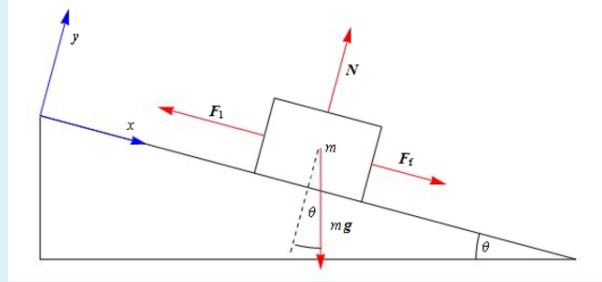
As a second assurance of significance, each α_{MH} value is tested using a chi-squared distribution. In this case, the null hypothesis is that the odds ratio is equal to one at each stratum, and the alternative hypothesis is that at least one odds ratio is different from unity [19]. In this study, we flag questions as having significant bias if both conditions i) $|\alpha_{MH}^*| \geq 1$ and ii) $p \leq .05$ are satisfied.

B. Analysis and results

Applying the Mantel-Haenszel method to 56 iCMA questions flags 3 questions of significant bias, all in favour of male students. Further, 2 questions were noted to be of interest having significant p -values and insignificant $|\alpha_{MH}^*|$ values, but in favour of female students. These items were included for being the only questions of some significance with female bias. Table II shows the α_{MH}^* values with significance levels for each question of interest. Questions are labeled as M_1, M_2, M_3 (those having male advantage) and F_1, F_2 (those having female advantage). We note that M_1, M_2 , and M_3 all display very strong levels of bias with $|\alpha_{MH}^*|$ values well above the threshold.

Fig. 1 shows the items displaying male bias. Notably, all questions require interpreting a diagram of more than one dimension, which we find to be consistent with current literature. Wilson *et al.* [21] studied the impact of question structure on the gender gap along five broad dimensions: content, process required, difficulty, presentation and context. They observed large gender gaps in favour of males for questions which involved the process of interpreting a diagram, which presented the question using a significant diagram, and which involved more than one spatial dimension. Studies which aim to identify gender gaps on FCI questions have observed the largest disparities on items 6 (path of ball leaving a channel), 12

The diagram shows a block of mass $m = 2.50 \text{ kg}$ resting on a plane inclined at an angle of $\theta = 30^\circ$ to the horizontal. The coefficient of static friction between the block and the plane is $\mu_{\text{static}} = 0.135$, and the block is stationary but just on the point of sliding up the slope.



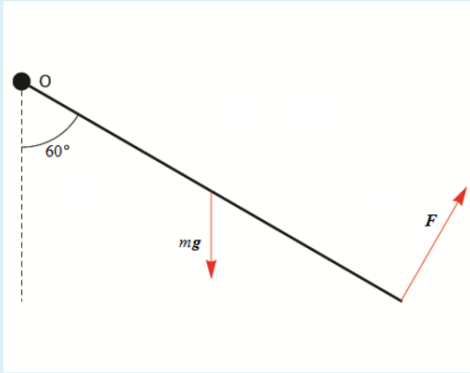
The diagram shows the four forces acting on the block: an applied force F_1 acting up the slope, the block's weight mg , the normal reaction force N and the force of static friction, F_f . In this case, the force of static friction acts down the slope, opposing the tendency of the block to move up the slope.

Find the the maximum magnitude of the applied force F_1 that can be exerted if the block is to remain stationary. Specify your answer by entering a number into the empty box below.

maximum magnitude of applied force = N.

(a) M_1 : Inclined plane

A uniform rod has mass m and length L . One end of the rod is attached to a fixed point O by a hinge and an additional force F is applied to the other end of the rod in the direction shown, perpendicular to the rod.

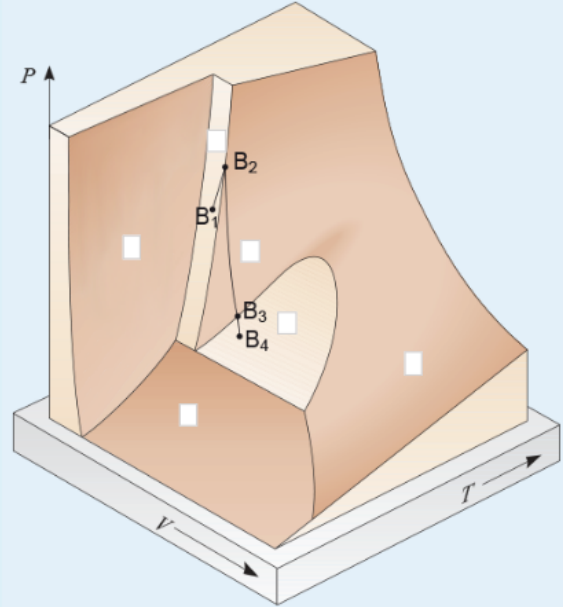


Given that the rod is in mechanical equilibrium, what is the magnitude of the applied force F , expressed as a numerical multiple of mg , where g is the magnitude of the acceleration due to gravity? Express your answer by entering a decimal number, specified to 3 significant figures, into the empty box below.

magnitude of applied force = $\times mg$.

(b) M_2 : Torque

The figure below shows a generic PVT surface – drag and drop the ☒ below to show the three areas on the diagram where the substance is totally or partially in the liquid phase. (Note that you will need to fill 3 boxes on the diagram and leave the remaining boxes empty in this part of the question.)



Complete the following statement describing features shown on the generic PVT surface in the figure by dragging each word from the list and dropping it into the most appropriate space. Each word in the list may be used once, more than once and some words may not be used at all.

Each point on a generic PVT surface corresponds to a combination of the pressure, volume and temperature values that can be achieved for a fixed amount of the substance in . The path $B_1 \rightarrow B_4$ lies on the generic PVT surface and hence consists of a series of processes. At B_1 the substance is a mixture of and in equilibrium. Although is increasing substantially along the line $B_1 \rightarrow B_2$ both and also increase so that at B_2 the mixture is entirely . decreases quite substantially along the line $B_2 \rightarrow B_3$ and at B_3 the liquid begins to . So from B_3 to B_4 there is a mixture of and in equilibrium with and reducing and increasing.

solid	liquid	temperature	volume	pressure	melt
gas	evaporate	condense	quasistatic	equilibrium	

(c) M_3 : Generic PVT surface

FIG. 1. iCMA items displaying bias in favour of male students

(path of cannonball fired off a cliff) [22], 14 (path of object released from an airplane), and 23 (path of a rocket after thrust is turned off) [1]. Clearly all of these items involve predicting motion in two dimensions, and all are presented using a diagram. The observed gender gap on projectile-motion-like items is sometimes ascribed to male-biased context [23]. However, attempts to reword FCI items in a more traditionally female context have failed to improve female performance [24]. In light of this discussion we find the inclusion of item M_3 particularly interesting. The content is thermodynamics, far removed from kinematics or predicting motion. The con-

text is certainly not experienced or male-biased, and yet a large and significant gap is observed. The only identifiable common trait among all items is the need to interpret a multi-dimensional diagram.

Fig. 2 shows the items displaying female bias. As previously stated, these questions have significant p -values but do not have significant $|\alpha_{MH}^*|$ values, implying that the bias is small. Nonetheless, these items are of interest as the only female-biased questions of some significance. Both items involve careful reading, a task suggested to have a female advantage [25]. Interestingly, item F_2 is on the subject of predicting motion. This observation further

The statements in the following list all refer to Quantum Physics. Check the boxes of the THREE CORRECT statements.

- ☐ 1. According to Bohr's model of the hydrogen atom, the electron emits radiation as it moves in an allowed orbit.
- ☐ 2. Quantum mechanics enables us to predict the possible results of a measurement made during an experiment on a physical system as well as the probabilities with which these possible results will occur.
- ☐ 3. Applying Heisenberg's uncertainty principle to the hydrogen atom allows us to explain why this atom is stable.
- ☐ 4. Consider a particle in an infinite square well, with D the distance between its walls. Doubling the distance between the walls will make the energy difference between adjacent allowed energy levels bigger.
- ☐ 5. The energy levels of the electron in a hydrogen atom corresponding to the same principal quantum number n are degenerate, but this degeneracy is broken if the atom is placed in a magnetic field.
- ☐ 6. In the absence of a magnetic field, there are three energy levels of the sodium atom with principal quantum number $n = 4$.

(a) F_1 : Quantum physics

The statements in the following list all refer to the prediction of motion. Check the boxes of the THREE TRUE statements.

- ☐ 1. The work done by the gravitational force of the Earth on a satellite moving in a circular orbit around the Earth is equal to zero.
- ☐ 2. If the total energy of a particle is equal to its potential energy, the particle must be at rest.
- ☐ 3. A damped oscillator with a low Q -factor oscillates through more cycles, before most of its energy is dissipated, than a damped oscillator with a high Q -factor.
- ☐ 4. If a moving particle makes an elastic collision with an identical stationary particle, and both particles are moving after the collision, their directions of motion must be perpendicular to one another.
- ☐ 5. Any rigid body will be in mechanical equilibrium if the sum of all the forces acting on it is equal to zero.
- ☐ 6. If a leaning spinning top has an angular momentum vector that points midway between vertically upward direction and a horizontal plane, the top precesses in a clockwise sense as seen from above.

(b) F_2 : Predicting motion

FIG. 2. iCMA questions displaying bias in favour of female students

supports the idea that male bias arises from the need to interpret a diagram or multi-dimensional context, rather than content related to predicting motion.

Other important observations arise from those questions which were *not* deemed to have significant bias. In particular, we address the widely held belief of male advantage on multiple choice style questions [26–29]. Of 20 iCMA questions presented in multiple choice format, none are observed to have a significant gender gap. These include questions similar in content to items M_1 , M_2 , and M_3 . Furthermore when item gaps are ranked in order of significance, we find that multiple choice questions populate the side of the spectrum of lesser significance. We conclude that there is no evidence to suggest a female disadvantage owing to multiple choice structured questions.

IV. SCAFFOLDING

A. Scaffolding definition

Scaffolding is broadly defined to have occurred when an expert or more knowledgeable person helps a learner to accomplish tasks that would otherwise be unattainable [30]. A traditional example would be a teacher providing strategic guidance and feedback while a student completes a problem. In more recent years this definition has evolved to include interactive computer-assisted learning, as well as peer instruction and similar socialized learning environments [31].

Due to widespread usage of the term “scaffolding” in multiple circumstances, it is important to carefully define the term in the context of physics education research. In the present study, we consider scaffolding only as it may be applied to written exam questions. We define 6 general ways in which scaffolding can occur (elements), and further provide specific instances of each that are likely to be encountered in physics problems. Table III shows a complete itemization of the elements. Many elements are adapted from the guidelines outlined in [32], which com-

bines theoretical foundations with prior work to define a common framework for scaffolding within computer-assisted assignments. The element of conceptual prompting is motivated by [16]. There it was shown that students will successfully apply physics concepts to problems if they are prompted to identify the concept immediately beforehand. Taken together, the elements listed in Table III define what is meant by scaffolding within this study.

B. Gains by gender

In a study on question structure and its impact on the gender gap, Gibson *et al.* [15] administered 2 versions of an exam. One exam used highly scaffolded questions, and one used traditional exam style questions. Between the low and high scaffolding versions, female students achieved a gain in exam score of 13.4% while male students achieved a gain of 9.0%. The study therefore concludes that scaffolding benefits all students, but that female students benefit preferentially. We observe no such preferential treatment, and argue that other factors may be at play.

Using the elements of scaffolding and individual items as a scoring system, all exam questions were assigned a “scaffolding score”. Questions displaying 2 or fewer items were labeled as low scaffolding, and questions with 7 or more items were labeled as high scaffolding. All questions belonging to either group can be found in the appendix. Fig. 3 shows the performance of students on each question by gender, and Table IV shows the average performance as well as gains provided by increased scaffolding. The average gain is 6.6% for female students, and 5.2% for male students.

Although not as clear, the data does at first glance seem to support the conclusions of [15]. Male students outperform female students on the low scaffolding questions by 2.9% ($p = .087$), and by only 1.4% on the high scaffolding questions ($p = .42$). However neither result is statistically significant, and we should also consider how

TABLE III. The 6 elements of scaffolding (bold), with itemized examples of how each element is likely to appear in written physics problems.

use of representations and language to bridge expert-novice understanding
1. technical words are described in everyday language
2. mathematical symbols are explained in words
3. a diagram is used to give meaning to technical words or symbols
reduction of cognitive overhead
4. includes a math (or other background) reminder
5. somehow automates a routine task (eg. unit conversions given, constants given that could have been looked up)
6. no penalty for missing sig figs, wrong unit, wrong numeric value or other nonsalient component of the question
7. provides a diagram or graph that the student could have constructed with the available information
insertion of expert knowledge
8. expert directed focus is used (eg. key information is highlighted using bold or italicized text)
9. explicitly instructs student to make an expert assumption (eg. “you may ignore air resistance”)
10. the student is warned of a common mistake or relevant misconception
ordered task decomposition (provide structure for complex tasks)
11. each part of the question contains only one expected output (numeric or otherwise)
12. an output (numeric or otherwise) is required in subsequent work
13. marks are awarded for interpreting outputs (no further calculation required)
14. question has a wide mark distribution (each part is worth less than 50% of the total awarded marks)
conceptual prompting
15. asks student to define or explain an equation that they should use
16. asks student to identify a concept that they should make use of
17. asks student to draw a diagram before beginning the problem
reduction of degrees of freedom
18. gives student the appropriate equation to use
19. prompts at how the question is expected to be solved (eg. “using the principle of conservation of energy...”)
20. explicitly instructs student on how to begin a task

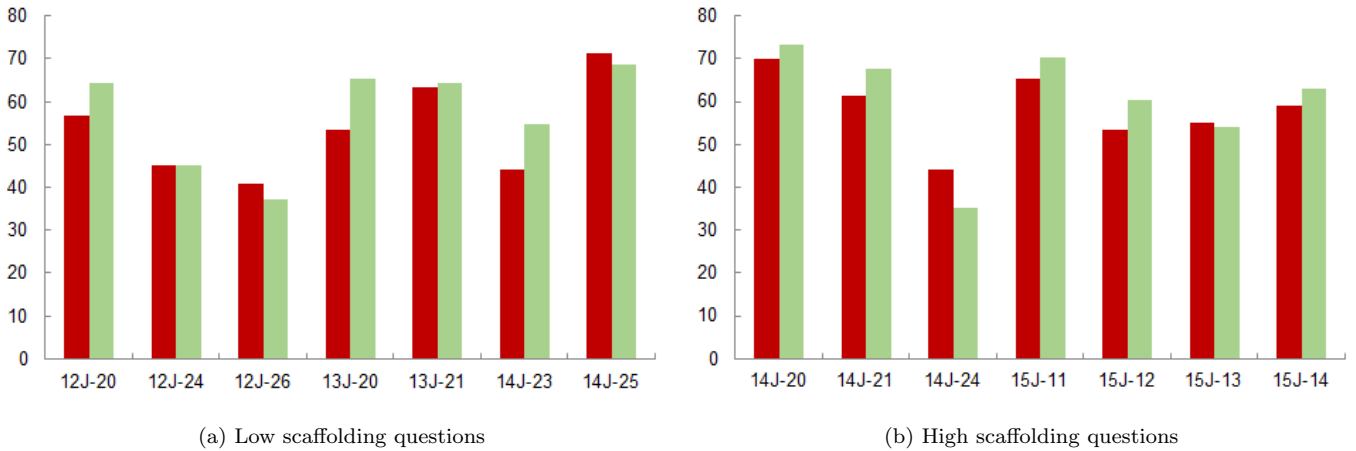


FIG. 3. Average performance (percentage score) of female (red) and male (green) students on all exam questions belonging to the low (a) and high (b) scaffolding groups. Exam questions are labeled as they appear in the appendix.

scaffolding benefits students performing at different levels. Intuitively, we expect that scaffolding cannot greatly benefit the highest achieving students (who likely know the information and do not have much room to improve) or the lowest achieving students (who are too unprepared for scaffolding to provide a use). Students completing

module S207 and S217 are assigned a level (1-4) based on overall performance on the module (1 being the highest level of achievement). Table V shows the average score of students on the low and high scaffolding questions by level, as well as the number of male and female

TABLE IV. Average performance by gender on exam questions assigned to the low and high scaffolding groups. Difference represents the average difference in exam grade between genders. Gain represents the increase in average exam score as a result of increased scaffolding.

	Male	Female	Difference
Low scaffolding	65.4	62.5	2.9
High scaffolding	70.5	69.1	1.4
Gain	5.2	6.6	

TABLE V. Average performance by level on exam questions assigned to the low and high scaffolding groups. Gain represents the increase in average exam score as a result of increased scaffolding. N represents the total number of students achieving each level by gender.

Level	1	2	3	4
Low average	90.5	69.5	52.5	40.7
High average	90.8	76.5	61.2	46.1
Gain	0.33	7.0	8.7	5.4
N males	414	732	577	297
N females	85	248	151	71

students in each level. As expected, scaffolding provides the greatest gains to the intermediate students. Performing a weighted average of gains across level by the number of female and male students in each level can give us an idea of the expected gains by gender. Doing this, we estimate expected gains of 6.2% for female students, and 5.8% for male students. The expected gain is higher for female students as a consequence of the fact that fewer female students achieve a level 1. The expected gains are not significantly different than the actual gains for either gender, and therefore we conclude that preferential female gain is simply an artifact of gain dependency on level.

C. Questions of interest

Although scaffolding does not appear to preferentially benefit female students in general, we note some particular questions of interest. Fig. 4 shows one question from the low scaffolding group (L), and one question from the high scaffolding group (H). Both are 2-dimensional projectile motion questions, but display significant performance differences. Table VI shows the average performance on each question, and the difference between genders with significance levels. Of all exam questions, L exhibits one of the most significant differences in performance between genders, and H shows no significant difference. The scaffolding gains are comparable to those observed in [15] (13.4% for females, 8.8% for males). We conclude that scaffolding may play a role in reducing the gender gap in specific types of problems which were previously identified to contain a male bias, namely questions involving multi-dimensional context.

An astronaut playing golf on the Moon hits a ball so that it is initially moving with a speed of $u = 8.00 \text{ m s}^{-1}$ at an angle of $\theta = 30^\circ$ to the horizontal. In the following, the magnitude of the acceleration due to gravity at the Moon's surface, g_M , is approximately 1.62 m s^{-2} .

- Make sketches of the vertical components of displacement, s_y , and velocity, v_y , versus time, t . Label the sketches with appropriate equations for s_y and v_y . (6 marks)
- Assuming the surface of the Moon is flat in the vicinity of the astronaut, calculate how far the ball travels. (4 marks)

(a) L : Low scaffolding

An athlete competing in the hammer throw event swings a heavy metal ball on a wire around in a circle. The radius of the circle that the ball travels is 1.5 m and the ball takes 0.55 s to complete one revolution.

- Calculate the *magnitude* of the instantaneous velocity of the ball and state the *direction* of the velocity at any instant, relative to the circle. (2 marks)

At the instant when the velocity of the ball is in a direction at 50° to the horizontal, moving upwards, the ball is released. At this instant, the ball is 2.0 m above the ground, as shown in Figure 2.

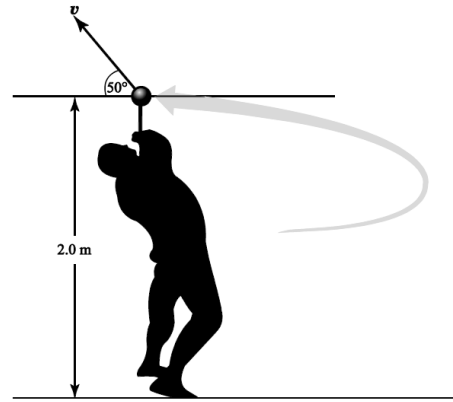


Figure 2 For use with Q20.

- What are the horizontal (x) and vertical (y) components of the ball's velocity at the instant when it is released? (3 marks)
- What is the maximum height above the ground attained by the ball during its flight? (5 marks)

(You may assume that the magnitude of the acceleration due to gravity is 9.8 m s^{-2} and you may ignore air resistance.)

(b) H : High scaffolding

FIG. 4. A pair of 2-dimensional projectile motion problems, of different scaffolding levels. Male students very significantly outperform female students on L , but performance is equal across gender on H .

TABLE VI. Average performance of students on questions of interest L and H by gender. The difference between male and female attainment is displayed along with the significance level (p -values).

	Male	Female	Difference	Significance (p)
L	64.5	56.6	7.8	0.013
H	73.3	70.0	3.3	0.46

V. DISCUSSION AND CONCLUSIONS

In summary, we have identified elements of question structure that promote male bias, and further address the scaffolding hypothesis as a potential solution. We conclude that neither the use of multiple-choice style questions nor the level of scaffolding can sufficiently explain the gender gap.

We have used a Mantel-Haenszel stratified analysis to account for student ability, and find iCMA questions with significant performance differences between genders. By flagging only those questions which display significant bias in both measures ($|\alpha_{MH}^*|$ and p), we have reduced the possibility of flagging false positives. We therefore conclude that the 3 flagged questions exhibit real and significant male bias. All questions involve interpreting a diagram, and all involve multi-dimensional context. Our findings are in agreement with [21], and similar studies on the FCI [1, 22]. Because multi-dimensional diagrams appear most frequently in mechanics problems, previous studies may have incorrectly attributed male bias to mechanics content. Further investigation with more types of questions will be required to separate the variables of content and presentation.

Scaffolding has recently been argued to preferentially benefit female students [15], and therefore have the potential to aid in reducing the gender gap. The study of

Gibson *et al.* uses a smaller number of students and less varied exam content than the present study to reach this conclusion. In a similar analysis, we do not observe a dependence on gender, and argue that any perceived dependence is actually due to student achievement level. The advantage of [15] is that exam questions were designed specifically to measure scaffolding gains, whereas the present study collected data from actual exam responses. Therefore questions between the low and high scaffolding groups do not match onto each other exactly as in [15]. Future studies can make use of the elements of scaffolding to produce low and high scaffolding versions of the same question for use in experimental exams.

Even if scaffolding does not preferentially benefit female students in general, it may still play a role in reducing the gender gap. We make note of a pair of questions involving multi-dimensional context (2D projectile motion), for which the gap is reduced between low and high scaffolding versions. If male bias within a question can be reduced by increased scaffolding for novice students, then this provides a route to addressing gender gaps in attainment.

VI. ACKNOWLEDGMENTS

The authors acknowledge financial support from eS-TEeM, the OU centre for STEM pedagogy, as well as the co-operation of the S207 and S217 module teams, and useful discussions with Richard Jordan.

Appendix: Exam questions labeled as low and high scaffolding

An astronaut playing golf on the Moon hits a ball so that it is initially moving with a speed of $u = 8.00 \text{ m s}^{-1}$ at an angle of $\theta = 30^\circ$ to the horizontal. In the following, the magnitude of the acceleration due to gravity at the Moon's surface, g_M , is approximately 1.62 m s^{-2} .

- (a) Make sketches of the vertical components of displacement, s_y , and velocity, v_y , versus time, t . Label the sketches with appropriate equations for s_y and v_y .
(6 marks)
- (b) Assuming the surface of the Moon is flat in the vicinity of the astronaut, calculate how far the ball travels.
(4 marks)

FIG. 5. Low scaffolding: 12J-20

A step-up transformer consists of two coils wrapped around an iron core with a cross-sectional area of $4.52 \times 10^{-4} \text{ m}^2$. Coil 1 has 100 turns and length 21.0 mm. The properties of coil 2 are not known. For the iron core at the operating magnetic field, $\mu = 950\mu_0$.

- (a) Calculate the self-inductance of coil 1.
(2 marks)
- (b) Briefly describe how an alternating current through coil 1 can induce an EMF across coil 2.
(3 marks)
- (c) The mutual inductance between the two coils is 0.164 H. An AC current source is placed across coil 1, so that the current flowing through coil 1 has the form $i = i_0 \sin([40 \text{ s}^{-1}] t)$. If the EMF across coil 2 is measured to be $5 \cos([40 \text{ s}^{-1}] t) \text{ V}$, calculate the value of i_0 .
(5 marks)

FIG. 6. Low scaffolding: 12J-24

- (a) Briefly describe the key features of Pauli's quantum free-electron model.
(3 marks)
- (b) 1.00×10^9 free electrons are confined in a cube of volume $2.00 \times 10^{-9} \text{ m}^3$. Calculate the Fermi energy of these electrons.
(3 marks)
- (c) Show that in general the number density n of free electrons in the box can be written:

$$n = \left(\frac{20Pm_e}{h^2(3/\pi)^{2/3}} \right)^{3/5}$$

where P is the pressure exerted by the electrons on the sides of the box and the other symbols have their usual meanings.

Evaluate n for the case when $P = 5.00 \times 10^5 \text{ Pa}$.

(4 marks)

FIG. 7. Low scaffolding: 12J-26

A rope is wrapped around a reel attached to a wall. A mass at one end of the rope hangs 1.2 m above the floor, and the other end of the rope is attached to the reel (see Figure 2). At $t = 0.0 \text{ s}$, the mass is released. Once it reaches the floor, the rope detaches and the reel moves with constant angular velocity, ω . The radius of the reel is 0.15 m. In the following, you can assume that the effects of friction are negligible.

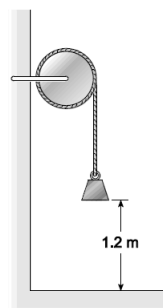


Figure 2 For use with Q20.

- (a) Determine the magnitude of ω .
(5 marks)
- (b) Make a sketch of the reel, indicating the linear velocity v and the centripetal acceleration a of a point on the edge of the disk. *Either* indicate on your sketch *or* state the direction of ω .
(3 marks)
- (c) Briefly explain why the centripetal acceleration is not zero when an object moves with constant angular velocity.
(2 marks)

FIG. 8. Low scaffolding: 13J-20

Two stationary masses of 55.0 g each are both attached to the bottom end of a spring that is hanging vertically, such that the spring is extended. At time $t = 0$, one mass drops off. The remaining mass then executes simple harmonic motion with amplitude $A = 1.00 \text{ cm}$.

- (a) Determine the spring constant, k_s , and the period of motion.
(6 marks)
- (b) Show that the time dependence of the energy stored in the spring has the form $\frac{A^2 k_s}{2} [\sin(\omega t + \phi)]^2$, where ω is the angular frequency. Explain why a phase of $\phi = \pi/2$ is consistent with the motion.
(4 marks)

FIG. 9. Low scaffolding: 13J-21

As shown in Figure 3, three masses are positioned at the corners of a right-angled triangle: a 90 kg mass (A) is located 3.0 m North, and an 80 kg mass (B) is located 4.0 m East of a test particle (C) which is situated at the right-angled corner of the triangle.

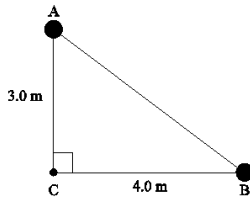


Figure 3 For use with Q23.

- If the test particle has a mass of 0.20 kg, what are the magnitude and direction of the resultant gravitational force F_{grav} acting on it, due to the other two masses?
(6 marks)
- What are the magnitude and direction of the resultant gravitational field g at the location of the test particle?
(2 marks)
- Show that the unit of gravitational field is the same as that of acceleration due to gravity.
(2 marks)

FIG. 10. Low scaffolding: 14J-23

- Consider a state of a hydrogen atom with principal quantum number $n = 4$ and orbital angular momentum quantum number $l = 3$. Calculate
 - the energy
 - orbital angular momentum and
 - spin angular momentum of an electron in this state.
 (You may leave your answers to (ii) and (iii) in terms of \hbar)
(4 marks)
- A hydrogen atom is placed in a magnetic field such that the degeneracy between states with different m_l is lifted.
 - State the selection rules for l and m_l that govern radiative transitions between two quantum states.
 - Hence specify all 9 of the allowed radiative transitions between the energy levels shown in Figure 4 that lead to emission of a photon.

_____ $n = 3, l = 2, m_l = 2$
 _____ $n = 3, l = 2, m_l = 1$
 _____ $n = 3, l = 2, m_l = 0$
 _____ $n = 3, l = 2, m_l = -1$
 _____ $n = 3, l = 2, m_l = -2$

_____ $n = 2, l = 1, m_l = 1$
 _____ $n = 2, l = 1, m_l = 0$
 _____ $n = 2, l = 1, m_l = -1$

(6 marks)

FIG. 11. Low scaffolding: 14J-25

An athlete competing in the hammer throw event swings a heavy metal ball on a wire around in a circle. The radius of the circle that the ball travels is 1.5 m and the ball takes 0.55 s to complete one revolution.

- Calculate the *magnitude* of the instantaneous velocity of the ball and state the *direction* of the velocity at any instant, relative to the circle.
(2 marks)

At the instant when the velocity of the ball is in a direction at 50° to the horizontal, moving upwards, the ball is released. At this instant, the ball is 2.0 m above the ground, as shown in Figure 2.

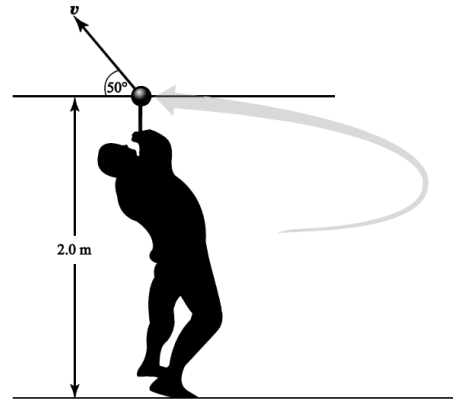


Figure 2 For use with Q20.

- What are the horizontal (x) and vertical (y) components of the ball's velocity at the instant when it is released?
(3 marks)
- What is the maximum height above the ground attained by the ball during its flight?
(5 marks)

(You may assume that the magnitude of the acceleration due to gravity is 9.8 m s^{-2} and you may ignore air resistance.)

FIG. 12. High scaffolding: 14J-20

A downhill skier slides down a mountain whose slope makes an angle of $\beta = 30^\circ$ with the horizontal. She has no ski poles, so cannot do anything to accelerate her own motion. The skier's motion is opposed *only* by air resistance, which provides a force of magnitude Cv^2 , where $C = 0.25 \text{ N s}^2 \text{ m}^{-2}$ and v is the skier's speed. The mass of the skier and her skis is 55 kg.

- Sketch a diagram to illustrate the directions of the three forces acting on the skier as she travels down the mountain.
(3 marks)
- The skier starts from stationary at the top of the mountain and initially speeds up, but near the bottom of the mountain, is travelling at a constant (terminal) speed. Briefly explain why this is the case.
(3 marks)
- By resolving the forces, determine an expression for the component of the resultant force parallel to the slope. What is the magnitude of this resultant force when the skier is travelling at her terminal speed?
 - Hence, calculate the maximum force of air resistance acting on the skier and determine her terminal speed.
(4 marks)

(You may assume that the magnitude of the acceleration due to gravity is 9.8 m s^{-2} .)

FIG. 13. High scaffolding: 14J-21

A two-lens optical system comprises a diverging lens (A) of focal length $f_A = -6.0$ cm and a converging lens (B) of focal length $f_B = +3.0$ cm. The two lenses are positioned a distance $d = 3.0$ cm apart, with lens A to the left of lens B. An object is placed on the common optical axis of the two lenses at a distance of $u_A = 6.0$ cm to the left of lens A.

- (a) Sketch a diagram showing the layout of the optical system and indicating the focal points of the two lenses. Draw two key rays from the top of the object to locate the final image. One of the key rays should pass through the centre of lens A, and the other should initially be directed towards the right-hand focal point of lens A. On your diagram you should indicate the positions of the object and final image. (3 marks)
- (b) Use the lens equation (twice) to calculate where both the intermediate image and the final image will be formed, with respect to each lens. Use the real-is-positive convention. (3 marks)
- (c) Is the final image real or virtual? (1 mark)
- (d) Is the final image erect or inverted? (1 mark)
- (e) What is the overall magnification of the final image relative to the object? (2 marks)

FIG. 14. High scaffolding: 14J-24

This question concerns a wardrobe of mass M and weight W .

- (a) The mass of the wardrobe is a scalar quantity measured in kilograms and its weight is a vector quantity measured in newtons. In no more than a couple of sentences, explain what properties of the wardrobe its mass and weight each quantify. (2 marks)
- (b) The wardrobe is pushed at a constant speed up a rough slope, with the push applied parallel to the slope. Draw a diagram to illustrate the four forces acting on the wardrobe, and state what each force represents. The x -axis may be considered to be parallel to the slope and the y -axis perpendicular to the slope. (4 marks)
- (c) The mass of the wardrobe is $M = 45$ kg, the slope makes an angle of $\theta = 25^\circ$ to the horizontal, and the coefficient of sliding friction between the wardrobe and the slope is $\mu_{\text{slide}} = 0.35$. Resolve the forces in the x - and y -directions to calculate the magnitude of the push force needed to maintain a constant speed. (5 marks)
- (d) The wardrobe is pushed for a distance of $s = 24$ m in the x -direction.
- (i) How much work is done on the wardrobe by the push force?
- (ii) What is the gain in gravitational potential energy of the wardrobe?
- (iii) The work done on the wardrobe by a force is the energy transferred to or from the wardrobe by the force. In a sentence explain why the work done on the wardrobe by the push force is greater than the wardrobe's gain in gravitational potential energy. (4 marks)

FIG. 15. High scaffolding: 15J-11

- (a) The turntable of a vinyl record player rotates about an axis through its centre, which is perpendicular to its plane. It has a mass of $M = 1.5$ kg and a radius of $R = 0.15$ m. In a time interval of $\Delta t = 7.0$ s, the angular speed of the turntable reduces from 33.3 revolutions per minute to zero, as a result of a constant applied torque. The moment of inertia of the turntable is given by $I = \frac{1}{2}MR^2$.

Calculate:

- (i) the initial angular speed of the turntable in radians per second,
- (ii) the magnitude of the constant angular deceleration of the turntable whilst the constant torque is being applied,
- (iii) the moment of inertia of the turntable, and
- (iv) the magnitude of the applied torque. (9 marks)
- (b) Following a supernova explosion, the rotating, uniform, rigid spherical core of a star suddenly contracts in radius by a factor of 10^4 . Explain by what factors each of:
- (i) the moment of inertia,
- (ii) the rotational speed, and
- (iii) the rotational kinetic energy of the core,
- increase or decrease as a result of the contraction. You may assume that both mass and angular momentum are conserved in the process, and that the moment of inertia of a uniform sphere is given by $I = \frac{2}{5}MR^2$. (6 marks)

FIG. 16. High scaffolding: 15J-12

Two electrically charged particles with charges $Q_1 = +6.0 \times 10^{-6}$ C and $Q_2 = -3.0 \times 10^{-6}$ C are fixed in position a distance $d = 5.0 \times 10^{-3}$ m apart in a vacuum.

- (a) Sketch a diagram to illustrate the electrical field lines in the vicinity of the two charged particles. Pay attention to the *direction* and *relative number* of field lines attached to each charge. (4 marks)
- (b) A proton is now placed midway between the two charged particles, and is free to move.
- (i) Explain in which direction the electric force on the proton will act.
- (ii) Show that the magnitude of the electric force acting on the proton is about 2×10^{-9} N.
- (iii) Determine the magnitude of the electric field strength at the location of the proton. (7 marks)
- (c) The proton moves a distance of 1.0×10^{-4} m in the direction of the force acting on it. Over this distance, you may assume the electric field is uniform.
- (i) Through what potential difference has the proton moved as a result?
- (ii) What is the change in electrostatic potential energy of the proton? (4 marks)

FIG. 17. High scaffolding: 15J-13

- (a) (i) What does Kirchhoff's first law say about the sum of the potential changes in a given sense around an electrical circuit?
- (ii) What does Kirchhoff's second law say about how the current behaves at a junction of two or more wires? (2 marks)

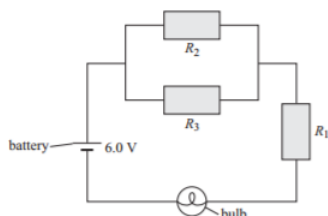


Figure 1

(b) A simple circuit contains three resistors, $R_1 = 2.0 \, \Omega$, $R_2 = 4.0 \, \Omega$ and $R_3 = 6.0 \, \Omega$, connected such that R_2 and R_3 are in parallel with one another, and in series with R_1 as shown in the diagram. A battery of negligible internal resistance provides a potential difference of 6.0 V, and a small tungsten filament light bulb is also part of the circuit as shown.

- (i) What is the effective resistance of the three resistors, R_1 , R_2 and R_3 when connected in this way?
- (ii) A current of 1.0 A flows through the bulb. What is its resistance?
- (iii) If resistors R_1 and R_2 are swapped with each other, explain what would happen to the brightness of the bulb. You should justify your argument with numerical values, as appropriate.

(8 marks)

(c) Another simple electrical circuit contains a resistor, a capacitor and a switch, all connected in series. Initially, the capacitor is fully charged and the switch in the circuit is open, meaning that no current flows. When the switch in the circuit is closed, an initial current of $i_0 = 2.0 \, \text{A}$ flows, and the current in the circuit then falls to half of its initial value in a time $t_1 = 5.0 \, \text{s}$.

- (i) Show that the time constant for the circuit is about 7.2 s.
- (ii) After how long will the current have fallen to one-eighth of its initial value?
- (iii) If the resistance of the circuit is $R = 250 \, \Omega$, what is the capacitance of the capacitor?

(5 marks)

FIG. 18. High scaffolding: 15J-14

-
- [1] J. Docktor and K. Heller, "Gender differences in both Force Concept Inventory and Introductory Physics Performance" AIP Conf. Proc. **1604**, 15 (2008).
 - [2] A. Wee, B. Baaquie, and A. Huan, "Gender differences in undergraduate physics examination performance and learning strategies in Singapore" Phys. Educ. **28**, 158 (1993).
 - [3] S. Andersson and A. Johansson, "Gender gap or program gap? Students' negotiations of study practice in a course in electromagnetism" Phys. Rev. Phys. Educ. Res. **12**, 020112 (2016).
 - [4] S. Bates, R. Donnelly, C. MacPhee, D. Sands, M. Birch, and N. R. Walet, "Gender differences in conceptual understanding of Newtonian mechanics: a UK cross-institution comparison" Eur. J. Phys. **34**, 421 (2013).
 - [5] E. Brewe, V. Sawtelle, L. H. Kramer, G. E. O'Brien, I. Rodriguez, and P. Pamela, "Toward equity through participation in Modeling Instruction in introductory university physics" Phys. Rev. Phys. Educ. Res. **6**, 010106 (2010).
 - [6] C. T. Richardson and B. W. OShea, "Assessing gender differences in response system questions for an introductory physics course" Am. J. Phys. **81**, 231 (2013).
 - [7] M. Lorenzo, C. H. Crouch, and E. Mazur, "Reducing the gender gap in the physics classroom" Am. J. Phys. **74**, 118 (2006).
 - [8] S. Lauer, J. Momsen, E. Offerdahl, M. Kryjevskaja, W. Christensen, and L. Montplaisir, "Stereotyped: Investigating gender in introductory science courses" CBE Life Sci. Educ. **12**, 30 (2013).
 - [9] L. E. Kost-Smith, S. J. Pollock, and N. D. Finkelstein, "Gender disparities in second-semester college physics: The incremental effects of a smog of bias" Phys. Rev. Phys. Educ. Res. **6**, 020112 (2010).
 - [10] S. J. Pollock, "Comparing student learning with multiple research-based conceptual surveys: CSEM and BEMA" AIP Conf. Proc. **1604**, 171 (2008).
 - [11] P. B. Kohl and H. V. Kuo, "Introductory physics gender gaps: Pre and post-Studio transition" AIP Conf. Proc. **1179**, 173 (2009).
 - [12] A. Madsen, S. B. McKagan, and E. C. Sayre, "Gender gap on concept inventories in physics: What is consistent, what is inconsistent, and what factors influence the gap?" Phys. Rev. Phys. Educ. Res. **9**, 020121 (2013).
 - [13] L. Kost, S. Pollock, and N. Finkelstein, "Characterizing the gender gap in introductory physics" Phys. Rev. Phys. Educ. Res. **5**, 010101 (2009).
 - [14] W. K. Adams, K. K. Perkins, N. S. Podolefsky, M. Dubson, N. D. Finkelstein, and C. E. Wieman, "New instrument for measuring student beliefs about physics and learning physics: The Colorado Learning Attitudes about Science Survey" Phys. Rev. Phys. Educ. Res. **2**, 010101 (2006).
 - [15] V. Gibson, L. Jardine-Wright, and E. Bateman, "An investigation into the impact of question structure on the performance of first year physics undergraduate students at the University of Cambridge" Eur. J. Phys. **36**, 045014 (2015).
 - [16] L. Ding, N. Reay, A. Lee, and L. Bao, "Exploring the role of conceptual scaffolding in solving synthesis problems" Phys. Rev. Phys. Educ. Res. **7**, 020109 (2011).
 - [17] S. Lin, C. Singh, "Effect of scaffolding on helping introductory physics students solve quantitative problems involving strong alternative conceptions" Phys. Rev. Phys. Educ. Res. **11**, 020105 (2015).
 - [18] C. Lindström and M. D. Sharma, "Teaching physics novices at university: A case for stronger scaffolding" Phys. Rev. Phys. Educ. Res. **7**, 010109 (2011).
 - [19] S. J. Osterlind and H. T. Everson, "Differential Item Functioning" (Sage Publications, 2009).
 - [20] R. Zwick, "A Review of ETS Differential Item Functioning Assessment Procedures" (Educational Testing Service, 2012).
 - [21] K. Wilson, D. Low, M. Verdon and A. Verdon. "Differences in gender performance on competitive physics selection tests" Phys. Rev. Phys. Educ. Res. **12**, 020111 (2016).
 - [22] R. D. Dietz, R. H. Pearson, M. R. Semak, and C. W. Willis, "Gender bias in the force concept inventory?" AIP Conf. Proc. **1413**, 171 (2012).
 - [23] L. J. Rennie and L. H. Parker, "Equitable measurement of achievement in physics: High school students responses to assessment tasks in different formats and contexts" J. Women Minorities Sci. Eng. **4**, 113 (1998).
 - [24] L. McCullough, "Gender, context, and physics assessment" J. Int. Wom. Stud. **5**, 20 (2004).
 - [25] W. McBride "Teaching to Gender Differences: Boys Will be Boys and Girls Will be Girls" (World Books, 2009).
 - [26] G. Ben-Shakhar and Y. Sinai, "Gender differences in multiple choice tests: the role of differential guessing tendencies" J. Educ. Meas. **28**, 23 (1991).
 - [27] P. Everaert and N. Arthur, "Constructed-response versus multiple choice: the impact on performance in combination with gender." Issues Account. Educ. **27**, 55 (2012).
 - [28] R. D. Hudson, "Multiple-choice questions compared to short-answer response: which assesses understanding of chemistry more effectively?" (Doctoral dissertation, Curtin University, Science and Mathematics Education Centre, 2010).
 - [29] L. S. Hamilton, "Gender Differences on High School Science Achievement Tests: Do Format and Content Matter?" Educ. Eval. Policy An. **20**, 179 (1998).
 - [30] D. Wood, J. S. Bruner, G. Ross, "The role of tutoring in problem solving" J. Child Psychiat. **17**, 89 (1976).
 - [31] TC. Lin, YS. Hsu, SS. Lin, ML. Changlai, KY. Yang, TL. Lai, "A review of empirical evidence on scaffolding for science education" Int. J. Sci. Math Educ. **10**, 437 (2012).
 - [32] C. Quintana, B. J. Reiser, E. A. Davis, J. Krajcik, E. Fretz, R. G. Duncan, E. Kyzar, D. Edelson and E. Soloway, "A Scaffolding Design Framework for Software to Support Science Inquiry" Journal of Learning Sciences **13**, 337 (2004).