

Reconstructing fine details of small objects by using plasmonic spectroscopic data

Habib Ammari* Matias Ruiz† Sanghyeon Yu † Hai Zhang‡

Abstract

This paper is concerned with the inverse problem of reconstructing a small object from far field measurements. The inverse problem is severally ill-posed because of the diffraction limit and low signal to noise ratio. We propose a novel methodology to solve this type of inverse problems based on an idea from plasmonic sensing. By using the field interaction with a known plasmonic particle, the fine detail information of the small object can be encoded into the shift of the resonant frequencies of the two particle system in the far field. In the intermediate interaction regime, we show that this information is exactly the generalized polarization tensors associated with the small object, from which one can perform the reconstruction. Our theoretical findings are supplemented by a variety of numerical results. The results in the paper also provide a mathematical foundation for plasmonic sensing.

Mathematics Subject Classification (MSC2000): 35R30, 35C20.

Keywords: plasmonic sensing, superresolutoion, far-field measurement, generalized polarization tensors

1 Introduction

The inverse problem of reconstructing fine details of small objects by using far-field measurements is severally ill-posed. There are two main reasons for this. The first reason is the diffraction limit. When illuminated by an incident wave with wavelength λ , the scattered field excited from the object which carries information on the scale smaller than λ are confined near the object itself and only those with information on the scale greater than λ can propagate into the far-field and be measured. As a result, from the far-field measurement one can only retrieve information about the object on the scale greater than λ . Especially in the case when the object is small (with a size smaller than λ), one can only obtain very few information. The second reason is the low signal to noise ratio. We know that small objects scatter "weakly". This results in a very weak measurement signal in the far-field. In the presence of measurement noise, one has low signal to noise ratio and hence poor reconstruction.

*Department of Mathematics, ETH Zürich, Rämistrasse 101, CH-8092 Zürich, Switzerland (habib.ammari@math.ethz.ch, sanghyeon.yu@math.ethz.ch).

†Department of Mathematics and Applications, Ecole Normale Supérieure, 45 Rue d'Ulm, 75005 Paris, France (matias.ruiz@ens.fr).

‡Department of Mathematics, HKUST, Clear Water Bay, Kowloon, Hong Kong (haizhang@ust.hk). The work of Hai Zhang was supported by HK RGC grant ECS 26301016 and startup fund R9355 from HKUST.

In this paper, we propose a new methodology to overcome the ill-posedness of this inverse problem. Our method is motivated by plasmonic bio-sensing. The key is to use a plasmonic particle to interact with the object and to propagate its near field information into far-field in term of shifts of plasmonic resonant frequencies.

Plasmonic particles are metallic particles with size in the range from several nanometers to hundreds of nanometers. Under the illumination of electromagnetic field in the infrared and visible regime, the free-electrons in the particle may be strongly coupled to the electromagnetic field for certain frequencies resulting in strong scattering and enhancement of local fields. This phenomenon is called surface plasmon resonance [27, 19] and the associated frequencies are called plasmonic resonant frequencies. Plasmonic resonance is extensively studied in the literature. A driving motivation is the use of plasmonic particles as the labels for sensing in molecular biology; see the review article [30] and the references therein. Besides sensing, there are other applications such as thermotherapy where plasmonic particles act as nanometric heat-generators that can be activated remotely by external electromagnetic fields [17]. We refer to [27] and the references therein for these applications. We also refer to [9, 2, 15, 16, 24, 25, 20, 29] for other related works of interest.

The plasmon resonant frequency is one of the most important characterization of a plasmonic particle. It depends not only on the electromagnetic properties of the particle and its size and shape, but also on the electromagnetic properties of the environment [9, 22, 23]. It is the last property which enables the sensing application of plasmonic particles. Motivated by [30], we perform in this paper a rigorous quantitative analysis for the sensing application. We show that plasmonic resonance can be used to reconstruct fine details of small objects. We also remark that plasmonic resonance can also be used to identify the shape of the plasmonic particle itself [11].

The methodology we propose is closely related to super-resolution in imaging. Super-resolution is about the separation of point sources. In near field microscopy, the basic idea is to obtain the near field of sources which contains high resolution information. This is made possible by propagating the near field information into the far field through certain near field interaction mechanism. In a recent series of papers [12, 13, 14], we have shown mathematically how to use subwavelength resonators to achieve super-resolution. The idea is to obtain the near field information through the subwavelength resonant modes which can be excited by the sources with the right frequency and which can propagate into the far-field. In this paper, we are interested in reconstructing the fine details of small objects in comparison to their positions and separability which are the focus of super-resolution. The idea is similar. The near field information of the object is obtained from the near field interaction of the object and the plasmonic particle.

In this paper, we consider the system composed of a known plasmonic particle and the unknown object whose geometry and electromagnetic properties are the quantities of interest. Under the illumination of incident waves with frequencies in certain range, we measure the frequencies where the peaks in the scattering field occur. These are the resonant frequencies or spectroscopic data of the system. By varying the relative position of the particles, we obtain different resonant frequencies due to the varying interactions between the particles. We assume that the unknown particle is small compared to the plasmonic particle. In the intermediate regime when the distance of the two particles is comparable to the size of the plasmonic particle, we show that the presence of the small unknown particle can be viewed as a small perturbation to the homogeneous environment of the plasmonic particle. As a result, it induces

a small shift to the plasmonic resonant frequencies of the plasmonic particle, which can be read from the observed spectroscopic data. By using rigorous asymptotic analysis, we obtain analytical formula for the shift which shows that the shift is determined by the generalized polarization tensors [6] of the unknown object. Therefore, from the far-field measurement of the shift of resonant frequencies, we can reconstruct the fine information of the object by using its generalized polarization tensors.

We note that plasmonic resonant frequencies also depend on the size of the plasmonic particle [9, 10, 22, 28]. In this paper, for the sake of simplicity, we consider the quasi-static approximation for the interaction between the electromagnetic field and the system of the two particles. Thus, we shall use the conductivity equation instead of the Helmholtz equation and the Maxwell equations. These more practical models will be analyzed in future works. In addition, we only consider the intermediate interaction regime in the paper, the strong interaction regime when the object is close to the plasmonic particle is also very interesting and will be reported in future works.

This paper is organized in the following way. In Section 2, we provide basic results on layer potentials and then explain the concept of plasmonic resonances and the (contracted) generalized polarization tensors. In Section 3, we consider the forward scattering problem of the incident field interaction with a system composed of an ordinary particle and a plasmonic particle. We derive the asymptotic of the scattered field in the case of intermediate regime. In Section 4, we consider the inverse problem of reconstructing the geometry of the ordinary particle. This is done by constructing the generalized polarization tensors of the particles through the resonance shift induced to the plasmonic particle. In Section 5, we provide numerical examples to justify our theoretical results. The paper ends with some concluding remarks.

2 Preliminaries

2.1 Layer potentials and spectral theory of the NP operator

We denote by $G(x, y)$ the Green function for the Laplacian in the free space. In \mathbb{R}^2 , we have

$$G(x, y) = \frac{1}{2\pi} \log |x - y|.$$

Consider a domain D with $C^{1,\eta}$ boundary in \mathbb{R}^2 for $\eta > 0$. Let $\nu(x)$ denote the outward normal at $x \in \partial D$. Suppose that D contains the origin 0.

The single layer potential \mathcal{S}_D is given by

$$\mathcal{S}_D[\varphi](x) = \int_{\partial D} G(x, y)\varphi(y)d\sigma(y), \quad x \in \mathbb{R}^2.$$

The Neumann-Poincaré (NP) operator \mathcal{K}_D^* associated with D is defined as follows:

$$\mathcal{K}_D^*[\varphi](x) = \int_{\partial D} \frac{\partial G}{\partial \nu(x)}(x, y)\varphi(y)d\sigma(y), \quad x \in \partial D.$$

The following jump relations hold:

$$\mathcal{S}_D[\varphi]|_+ = \mathcal{S}_D[\varphi]|_-, \quad (2.1)$$

$$\frac{\partial \mathcal{S}_D[\varphi]}{\partial \nu} \Big|_{\pm} = (\pm \frac{1}{2}I + \mathcal{K}_D^*)[\varphi]. \quad (2.2)$$

Let $H^{1/2}(\partial D)$ be the usual Sobolev space and let $H^{-1/2}(\partial D)$ be its dual space with respect to the L^2 -pairing $(\cdot, \cdot)_{-\frac{1}{2}, \frac{1}{2}}$. We denote by $H_0^{-1/2}(\partial D)$ the collection of all $\varphi \in H^{-1/2}(\partial D)$ such that $(\varphi, 1)_{-\frac{1}{2}, \frac{1}{2}} = 0$.

The NP operator is bounded on $H^{-1/2}(\partial D)$ and maps $H^{-1/2}(\partial D)$ into itself. It can be shown that the operator $\lambda I - \mathcal{K}_D^* : L^2(\partial D) \rightarrow L^2(\partial D)$ is invertible for any $|\lambda| > 1/2$. Although the NP operator is not self-adjoint on $L^2(\partial D)$, it can be symmetrized on $H_0^{-1/2}(\partial D)$ by using a new inner product. Let $\mathcal{H}^*(\partial D)$ be the space $H_0^{-1/2}(\partial D)$ equipped with the inner product $(\cdot, \cdot)_{\mathcal{H}^*(\partial D)}$ defined by

$$(\varphi, \psi)_{\mathcal{H}^*(\partial D)} = -(\varphi, \mathcal{S}_D[\psi])_{-\frac{1}{2}, \frac{1}{2}},$$

for $\varphi, \psi \in H^{-1/2}(\partial D)$. Then using the Plemelj's symmetrization principle,

$$\mathcal{S}_D \mathcal{K}_D^* = \mathcal{K}_D \mathcal{S}_D,$$

it can be shown that the NP operator \mathcal{K}_D^* is self-adjoint with respect to $(\cdot, \cdot)_{\mathcal{H}^*(\partial D)}$. Furthermore, \mathcal{K}_D^* is compact, so its spectrum is discrete and contained in $] -1/2, 1/2[$; see for instance [6] for more details. Therefore, the NP operator \mathcal{K}_D^* admits the following spectral decomposition: for $\varphi \in \mathcal{H}^*$,

$$\mathcal{K}_D^*[\varphi] = \sum_{j=1}^{\infty} \lambda_j (\varphi, \varphi_j)_{\mathcal{H}^*} \varphi_j, \quad (2.3)$$

where λ_j are the eigenvalues of \mathcal{K}_D^* and φ_j are their associated eigenfunctions. Note that $|\lambda_j| < 1/2$ for all $j \geq 1$.

2.2 Plasmonic resonance

We are interested in the regime when a plasmonic resonance occurs, so the wavelength of the incident field should be much greater than the size of the plasmonic particle. To further simplify the analysis and better illustrate the main idea of our methodology, we use the quasi-static approximation (by assuming the incident wavelength to be infinity) to model the interaction.

Given a harmonic function H in \mathbb{R}^2 , which represents an incident field, we consider the following transmission problem:

$$\begin{cases} \nabla \cdot (\varepsilon \nabla u) = 0 & \text{in } \mathbb{R}^2, \\ u - H = O(|x|^{-1}) & \text{as } |x| \rightarrow \infty, \end{cases} \quad (2.4)$$

where $\varepsilon = \varepsilon_D \chi(D) + \varepsilon_m \chi(\mathbb{R}^2 \setminus \overline{D})$, and $\chi(D)$ and $\chi(\mathbb{R}^2 \setminus \overline{D})$ are the characteristic functions of D and $\mathbb{R}^2 \setminus \overline{D}$, respectively. From [6], we have

$$u = H + \mathcal{S}_D[\varphi], \quad (2.5)$$

where φ satisfies

$$(\lambda I - \mathcal{K}_D^*)[\varphi] = \frac{\partial H}{\partial \nu} \Big|_{\partial D}. \quad (2.6)$$

Here, λ is given by

$$\lambda = \frac{\varepsilon_D + \varepsilon_m}{2(\varepsilon_D - \varepsilon_m)}. \quad (2.7)$$

Contrary to ordinary dielectric particles, the permittivities of plasmonic materials, such as noble metals, have negative real parts. In fact, the permittivity ε_D depends on the operating frequency ω and can be modeled by the Drude's model given by

$$\varepsilon_D = \varepsilon_D(\omega) = 1 - \frac{\omega_p^2}{\omega(\omega + i\gamma)}, \quad (2.8)$$

where $\omega_p > 0$ is called the plasma frequency and $\gamma > 0$ is the damping parameter. Since the parameter γ is typically very small, the permittivity $\varepsilon_D(\omega)$ has a small imaginary part.

Now we discuss the plasmonic resonances. By applying the spectral decomposition (2.3) of \mathcal{K}_D^* to the integral equation (2.6), the density φ becomes

$$\varphi = \sum_{j=1}^{\infty} \frac{(\frac{\partial H}{\partial \nu}, \varphi_j)_{\mathcal{H}^*(\partial D)}}{\lambda_D - \lambda_j} \varphi_j. \quad (2.9)$$

Recall that λ_j are eigenvalues \mathcal{K}_D^* and they satisfy $|\lambda_j| < 1/2$. For $\omega < \omega_p$, $\text{Re}\{\varepsilon_D(\omega)\}$ can take negative values. Then it holds that $|\text{Re}\{\lambda(\omega)\}| < 1/2$. So, for a certain frequency ω_j , the value of $\lambda(\omega_j)$ can be very close to an eigenvalue λ_j of the NP operator. Then, in (2.9), the eigenfunction φ_j will be amplified provided that $(\frac{\partial H}{\partial \nu}, \varphi_j)_{\mathcal{H}^*(\partial D)}$ is non-zero. As a result, the scattered field $u - u^i$ will show a resonant behavior. This phenomenon is called the plasmonic resonance.

When D is an ellipse, we can compute the spectral properties of the NP operator \mathcal{K}_D^* explicitly. Let D be an ellipse given by

$$D = \left\{ (x, y) \in \mathbb{R}^2 : \frac{x^2}{a^2} + \frac{y^2}{b^2} \leq 1 \right\}, \quad (2.10)$$

for some constants a, b with $a < b$. Then it is known that the eigenvalues of the NP operator associated with the ellipse D on \mathcal{H}^* are

$$\pm \frac{1}{2} \left(\frac{b-a}{b+a} \right)^j, \quad j = 1, 2, 3, \dots$$

2.3 Contracted generalized polarization tensors

Here we explain the concept of the generalized polarization tensors (GPTs). The scattered field $u - u^i$ has the following far-field behavior [6, p. 77]

$$(u - u^i)(x) = \sum_{|\alpha|, |\beta| \geq 1} \frac{1}{\alpha! \beta!} \partial^\alpha u^i(0) M_{\alpha\beta}(\lambda, D) \partial^\beta G(x), \quad |x| \rightarrow +\infty, \quad (2.11)$$

where $M_{\alpha\beta}(\lambda, D)$ is given by

$$M_{\alpha\beta}(\lambda, D) := \int_{\partial D} y^\beta (\lambda I - \mathcal{K}_D^*)^{-1} \left[\frac{\partial x^\alpha}{\partial \nu} \right] (y) d\sigma(y), \quad \alpha, \beta \in \mathbb{N}^d.$$

Here, the coefficient $M_{\alpha\beta}(\lambda, D)$ is called the *generalized polarization tensor* [6].

For a positive integer m , let $P_m(x)$ be the complex-valued polynomial

$$P_m(x) = (x_1 + ix_2)^m = r^m \cos m\theta + ir^m \sin m\theta, \quad (2.12)$$

where we have used the polar coordinates $x = re^{i\theta}$.

We define the *contracted generalized polarization tensors* (CGPTs) to be the following linear combinations of generalized polarization tensors using the polynomials in (2.12):

$$\begin{aligned} M_{m,n}^{cc}(\lambda, D) &= \int_{\partial D} \operatorname{Re}\{P_n\} (\lambda I - \mathcal{K}_D^*)^{-1} \left[\frac{\partial \operatorname{Re}\{P_m\}}{\partial \nu} \right] d\sigma, \\ M_{m,n}^{cs}(\lambda, D) &= \int_{\partial D} \operatorname{Im}\{P_n\} (\lambda I - \mathcal{K}_D^*)^{-1} \left[\frac{\partial \operatorname{Re}\{P_m\}}{\partial \nu} \right] d\sigma, \\ M_{m,n}^{sc}(\lambda, D) &= \int_{\partial D} \operatorname{Re}\{P_n\} (\lambda I - \mathcal{K}_D^*)^{-1} \left[\frac{\partial \operatorname{Im}\{P_m\}}{\partial \nu} \right] d\sigma, \\ M_{m,n}^{ss}(\lambda, D) &= \int_{\partial D} \operatorname{Im}\{P_n\} (\lambda I - \mathcal{K}_D^*)^{-1} \left[\frac{\partial \operatorname{Im}\{P_m\}}{\partial \nu} \right] d\sigma. \end{aligned}$$

We refer to [6] for further details.

For convenience, we introduce the following notation. We denote

$$M_{m,n}(\lambda, D) = \begin{pmatrix} M_{m,n}^{cc}(\lambda, D) & M_{m,n}^{cs}(\lambda, D) \\ M_{m,n}^{sc}(\lambda, D) & M_{m,n}^{ss}(\lambda, D) \end{pmatrix}.$$

When $m = n = 1$, the matrix $M(\lambda, D) := M_{1,1}(\lambda, D)$ is called the *first order polarization tensor*. Specifically, we have

$$M(\lambda, D)_{lm} = \int_{\partial D} y_j (\lambda I - \mathcal{K}_D^*)^{-1} [\nu_i] (y) d\sigma(y), \quad l, m = 1, 2.$$

Since, from (2.11), we have

$$(u - u^i)(x) = \frac{\nabla u^i \cdot M(\lambda, D)x}{|x|^2} + O(|x|^{-2}), \quad \text{as } |x| \rightarrow \infty,$$

the first order polarization tensor $M(\lambda, D)$ determines the dominant term in the far-field expansion of the scattered field $u - u^i$.

To see the plasmonic resonant behavior of the far field, it is helpful to represent $M(\lambda, D)$ in a spectral form. By the spectral decomposition (2.3), we obtain that

$$M(\lambda, D)_{lm} = \sum_{j=1}^{\infty} \frac{(y_m, \varphi_j)_{-\frac{1}{2}, \frac{1}{2}}(\varphi_j, \nu_l) \mathcal{H}^*(\partial D)}{\lambda - \lambda_j}.$$

If D is the ellipse given by (2.10), then we have the explicit formula for $M(\lambda, D)$

$$M(\lambda, D) = \begin{pmatrix} \frac{\pi ab}{\lambda - \frac{1}{2} \frac{a-b}{a+b}} & 0 \\ 0 & \frac{\pi ab}{\lambda + \frac{1}{2} \frac{a-b}{a+b}} \end{pmatrix}. \quad (2.13)$$

Formula (2.13) indicates that, in the far field region, the plasmonic resonance occurs only if λ is close to $\frac{1}{2} \frac{a-b}{a+b}$ or $-\frac{1}{2} \frac{a-b}{a+b}$.

3 The forward problem

We consider a system composed of a small ordinary particle and a plasmonic particle embedded in a homogeneous medium; see Figure 1. The ordinary particle and the plasmonic particle occupy a bounded and simply connected domain $D_1 \subset \mathbb{R}^2$ and $D_2 \subset \mathbb{R}^2$ of class $\mathcal{C}^{1,\alpha}$ for some $0 < \alpha < 1$, respectively. We denote the permittivity of the ordinary particle D_1 (or the plasmonic particle D_2) by ε_1 (or ε_2), respectively. The permittivity of the background medium is denoted by ε_m . In other words, the permittivity distribution ε is given by

$$\varepsilon := \varepsilon_1 \chi(D_1) + \varepsilon_2 \chi(D_2) + \varepsilon_m \chi(\mathbb{R}^2 \setminus (\overline{D_1 \cup D_2})).$$

As in Subsection 2.2, the permittivity ε_2 of the plasmonic particle depends on the operating frequency and is modeled as

$$\varepsilon_2 = \varepsilon_2(\omega) = 1 - \frac{\omega_p^2}{\omega(\omega + i\gamma)}.$$

We assume the following condition on the size of the particles D_1 and D_2 .

Condition 1. *The plasmonic particle D_2 has size of order one and is centered at a position that we denote by z ; the ordinary particle D_1 has size of order $\delta \ll 1$ and is centered at the origin. Specifically, we write $D_1 = \delta B$, where the domain B has size of order one.*

The total electric potential u satisfies the following equation:

$$\begin{cases} \nabla \cdot (\varepsilon \nabla u) = 0 & \text{in } \mathbb{R}^2 \setminus (\partial D_1 \cup \partial D_2), \\ u|_+ = u|_- & \text{on } \partial D_1 \cup \partial D_2, \\ \varepsilon_m \frac{\partial u}{\partial \nu} \Big|_+ = \varepsilon_1 \frac{\partial u}{\partial \nu} \Big|_- & \text{on } \partial D_1, \\ \varepsilon_m \frac{\partial u}{\partial \nu} \Big|_+ = \varepsilon_2 \frac{\partial u}{\partial \nu} \Big|_- & \text{on } \partial D_2, \\ (u - u^i)(x) = O(|x|^{-1}), & \text{as } |x| \rightarrow \infty, \end{cases} \quad (3.1)$$

where $u^i(x) = d \cdot x$ is the incident potential with a constant vector $d \in \mathbb{R}^2$.

3.1 The Green function in the presence of a small particle

Let $G_{D_1}(\cdot, y)$ be the Green function at the source point y of a medium consisting of the particle D_1 , which is embedded in the free space. For every $y \notin \overline{D_1}$, $G_{D_1}(\cdot, y)$ satisfies the following

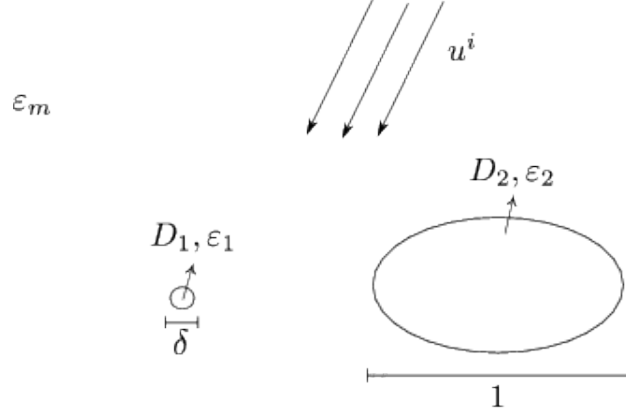


Figure 1: Scattering of an incident wave u^i by a system of a plasmonic (D_2) - non plasmonic (D_1) particles.

equation:

$$\begin{cases} \nabla \cdot (\varepsilon_1 \chi(D_1) + \varepsilon_m \chi(\mathbb{R}^2 \setminus \overline{D_1})) \nabla u = \delta_y & \text{in } \mathbb{R}^2 \setminus \partial D_1, \\ u|_+ = u|_- & \text{on } \partial D_1, \\ \varepsilon_m \frac{\partial u}{\partial \nu} \Big|_+ = \varepsilon_1 \frac{\partial u}{\partial \nu} \Big|_- & \text{on } \partial D_1, \\ u(x) = O(|x|^{-1}), & \text{as } |x| \rightarrow \infty. \end{cases} \quad (3.2)$$

We look for a solution of the form:

$$G_{D_1}(x, y) := G(x, y) + \mathcal{S}_{D_1}[\psi], \quad x \in \mathbb{R}^2 \setminus \overline{D_1}. \quad (3.3)$$

Note that G_{D_1} satisfies the second and fourth conditions in (3.2). From the third condition in (3.2) and the jump formula (2.2) for the single layer potential, the density ψ must satisfy the following equation on ∂D_1 :

$$\varepsilon_m \left(\frac{1}{2} Id + \mathcal{K}_{D_1}^* \right) [\psi] + \varepsilon_1 \left(\frac{1}{2} Id - \mathcal{K}_{D_1}^* \right) [\psi] = (\varepsilon_1 - \varepsilon_m) \frac{\partial}{\partial \nu} G(\cdot, y). \quad (3.4)$$

So we obtain

$$\begin{aligned} \psi &= (\lambda_{D_1} Id - \mathcal{K}_{D_1}^*)^{-1} \left[\frac{\partial}{\partial \nu} G(\cdot, y) \right], \\ \lambda_{D_1} &= \frac{\varepsilon_1 + \varepsilon_m}{2(\varepsilon_1 - \varepsilon_m)}. \end{aligned}$$

Therefore, from (3.3) and the uniqueness of a solution to (3.2), we have the following representation for the Green's function G_{D_1} :

$$G_{D_1}(x, y) = G(x, y) + \mathcal{S}_{D_1} (\lambda_{D_1} Id - \mathcal{K}_{D_1}^*)^{-1} \left[\frac{\partial}{\partial \nu} G(\cdot, y) \right](x) \quad \text{for } x, y \in \mathbb{R}^2 \setminus \overline{D_1}. \quad (3.5)$$

3.2 Representation of the total potential

Here we derive a layer potential representation of the total potential u , which is the solution to (3.1).

Let u_{D_1} be the total field resulting from the incident field u^i and the ordinary particle D_1 (without the plasmonic particle D_2). Note that u_{D_1} is given by

$$u_{D_1}(x) = u^i(x) + \mathcal{S}_{D_1} (\lambda_{D_1} Id - \mathcal{K}_{D_1}^*)^{-1} \left[\frac{\partial u^i}{\partial \nu_1} \right](x), \quad \text{for } x \in \mathbb{R}^2 \setminus \overline{D_1}.$$

To consider the total potential u , we also need to represent the field generated by the plasmonic particle D_2 . For this, we introduce a new layer potential \mathcal{S}_{D_2, D_1} as follows:

$$\mathcal{S}_{D_2, D_1}[\varphi](x) = \int_{\partial D_2} G_{D_1}(x, y) \varphi(y) d\sigma(y).$$

The total potential u can be represented in the following form:

$$u = u_{D_1} + \mathcal{S}_{D_2, D_1}[\psi], \quad x \in \mathbb{R}^2 \setminus \overline{D_2}. \quad (3.6)$$

We need to find a boundary integral equation for the density ψ . It follows from (3.5) that, for any φ ,

$$\mathcal{S}_{D_2, D_1}[\varphi](x) = \mathcal{S}_{D_2}[\varphi](x) + \mathcal{S}_{D_2, D_1}^1[\varphi](x),$$

where \mathcal{S}_{D_2, D_1}^1 is given by

$$\mathcal{S}_{D_2, D_1}^1[\varphi](x) := \int_{\partial D_2} \mathcal{S}_{D_1} (\lambda_{D_1} Id - \mathcal{K}_{D_1}^*)^{-1} \left[\frac{\partial}{\partial \nu_1} G(\cdot, y) \right](x) \varphi(y) d\sigma(y).$$

The expression of $\mathcal{S}_{D_2, D_1}^1[\varphi]$ can be further developed using the following spectral expansion of the free-space Green function G [15]:

$$G(x, y) = - \sum_{j=0}^{\infty} \mathcal{S}_D[\varphi_j](x) \mathcal{S}_D[\varphi_j](y) + \mathcal{S}_D[\varphi_0](x), \quad \text{for } x \in \mathbb{R}^2 \setminus \overline{D} \text{ and } y \in \overline{D},$$

where $\varphi_j, j = 1, 2, \dots$ are eigenfunctions of \mathcal{K}_D^* on $\mathcal{H}^*(\partial D)$ and φ_0 is an eigenfunction associated to the eigenvalue $1/2$. Then, for any $\varphi \in \mathcal{H}^*$, we get

$$\begin{aligned} \int_{\partial D_2} G(\cdot, y) \varphi(y) d\sigma(y) &= \sum_{j=1}^{\infty} \mathcal{S}_{D_2}[\varphi_j](\varphi, \varphi_j)_{\mathcal{H}^*(\partial D_2)} + \mathcal{S}_D[\varphi_0](x) \int_{\partial D_2} \varphi(y) \\ &= \sum_{j=1}^{\infty} \mathcal{S}_{D_2}[\varphi_j](\varphi, \varphi_j)_{\mathcal{H}^*(\partial D_2)}. \end{aligned}$$

Therefore, for any $\varphi \in \mathcal{H}^*$, we have,

$$\begin{aligned}
\mathcal{S}_{D_2, D_1}^1[\varphi](x) &= \int_{\partial D_2} \mathcal{S}_{D_1} (\lambda_{D_1} Id - \mathcal{K}_{D_1}^*)^{-1} \left[\frac{\partial}{\partial \nu_1} G(\cdot, y) \right](x) \varphi(y) d\sigma(y) \\
&= \mathcal{S}_{D_1} (\lambda_{D_1} Id - \mathcal{K}_{D_1}^*)^{-1} \frac{\partial}{\partial \nu_1} \mathcal{S}_{D_2} \left[\sum_{j=0}^{\infty} (\varphi, \varphi_j)_{\mathcal{H}^*} \varphi_j \right](x) \\
&= \mathcal{S}_{D_1} (\lambda_{D_1} Id - \mathcal{K}_{D_1}^*)^{-1} \frac{\partial \mathcal{S}_{D_2}[\varphi]}{\partial \nu_1}(x),
\end{aligned}$$

where we have used the notation $\frac{\partial}{\partial \nu_i}$ to indicate the outward normal derivative on ∂D_i .

Combining the boundary conditions in (3.1), the representation formula (3.6) and the jump formula (2.2) yields the following equation for ψ

$$(\mathcal{A}_{D_2,0} + \mathcal{A}_{D_2,1})[\psi] = \frac{\partial u_{D_1}}{\partial \nu_2},$$

where

$$\begin{aligned}
\mathcal{A}_{D_2,0} &= \lambda_{D_2} Id - \mathcal{K}_{D_2}^*, \\
\lambda_{D_2} &= \frac{\varepsilon_2 + \varepsilon_m}{2(\varepsilon_2 - \varepsilon_m)},
\end{aligned} \tag{3.7}$$

$$\mathcal{A}_{D_2,1} = \frac{\partial \mathcal{S}_{D_2, D_1}^1}{\partial \nu_2} = \frac{\partial}{\partial \nu_2} \mathcal{S}_{D_1} (\lambda_{D_1} Id - \mathcal{K}_{D_1}^*)^{-1} \frac{\partial \mathcal{S}_{D_2}[\cdot]}{\partial \nu_1}. \tag{3.8}$$

3.3 Intermediate regime and asymptotic expansion of the scattered field

Here we introduce the concept of intermediate regime and derive the asymptotic expansion of the scattered field $u - u^i$ for small δ .

Definition 3.1 (Intermediate regime). *We say that D_2 is in the intermediate regime with respect to the origin if there exist positive constants C_1 and C_2 such that $C_1 < C_2$ and*

$$C_1 \leq \text{dist}(0, D_2) \leq C_2.$$

Definition 3.1 says that the plasmonic particle D_2 is located not too close to D_1 nor far from D_1 . Throughout this paper, we assume the plasmonic particle D_2 is in the intermediate regime. We have the following result.

Proposition 3.1. *If D_2 is in the intermediate regime, then $\|\mathcal{A}_{D_2,1}\|_{\mathcal{H}^*} = O(\delta^2)$ as $\delta \rightarrow 0$.*

Proof. Fix $\varphi \in \mathcal{H}^*(\partial D_2)$ and let

$$\tilde{\varphi} := (\lambda_{D_1} Id - \mathcal{K}_{D_1}^*)^{-1} \left[\frac{\partial \mathcal{S}_{D_2}[\varphi]}{\partial \nu_1} \right].$$

Since $\mathcal{S}_{D_2}[\varphi]$ is harmonic in D_1 , the Green's identity gives $\int_{\partial D_1} \frac{\partial}{\partial \nu_1} \mathcal{S}_{D_2}[\varphi] = 0$. Then it can be

proved that $\int_{\partial D_1} \tilde{\varphi} = 0$. So we get

$$\begin{aligned} \mathcal{S}_{D_1}[\tilde{\varphi}](x) &= \int_{\partial D_1} (\log|x-y| - \log|x|) \tilde{\varphi}(y) d\sigma(y) + \log|x| \int_{\partial D_1} \tilde{\varphi}(y) d\sigma(y) \\ &= \int_{\partial D_1} (\log|x-y| - \log|x|) \tilde{\varphi}(y) d\sigma(y). \end{aligned}$$

Therefore, since $|y-x| \geq C'$ and $|y| \leq C\delta$ for $(y, x) \in (\partial D_1, \partial D_2)$, we obtain

$$\|\mathcal{A}_{D_2,1}[\varphi]\|_{\mathcal{H}^*(\partial D_2)} = \left\| \frac{\partial}{\partial \nu_2} \mathcal{S}_{D_1}[\tilde{\varphi}] \right\|_{\mathcal{H}^*(\partial D_2)} \leq C\delta \|\tilde{\varphi}\|_{\mathcal{H}^*(\partial D_1)}.$$

Now it suffices to prove that

$$\|\tilde{\varphi}\|_{\mathcal{H}^*(\partial D_1)} \leq C\delta. \quad (3.9)$$

Recall that $D_1 = \delta B$. Let $f_\delta(y) = f(\delta y)$. Then the function f_δ belongs to $\mathcal{H}^*(\partial B)$ for $f \in \mathcal{H}^*(\partial D_1)$. Since it is known that \mathcal{K}_Ω^* is scale-invariant for any Ω , we have $\mathcal{K}_{D_1}^*[f] = \mathcal{K}_B^*[f_\delta]$. Therefore,

$$\tilde{\varphi} = (\lambda_{D_1} Id - \mathcal{K}_{D_1}^*)^{-1} [f] d(\delta\sigma(y)) = (\lambda_{D_1} Id - \mathcal{K}_B^*)^{-1} [f_\delta] d(\delta\sigma(y)).$$

Again, since $|y-x| \geq C'$ for $(y, x) \in (\partial D_1, \partial D_2)$ and $|\partial D_1| = O(\delta)$, we arrive at

$$\begin{aligned} \|\tilde{\varphi}\|_{\mathcal{H}^*(\partial D_1)} &= \|(\lambda_{D_1} Id - \mathcal{K}_B^*)^{-1} \left[\left(\frac{\partial \mathcal{S}_{D_2}[\varphi]}{\partial \nu_1} \right)_\delta \right]\|_{\mathcal{H}^*(\partial B)} \\ &\leq C \left\| \frac{\partial}{\partial \nu_1} \mathcal{S}_{D_2}[\varphi] \right\|_{\mathcal{H}^*(\partial D_1)} \leq C\delta. \end{aligned}$$

The proof is completed. \square

From Proposition 3.1, we can view $\mathcal{A}_{D_2,1}$ as a perturbation of $\mathcal{A}_{D_2,0}$. Using standard perturbation theory [18], we can derive the perturbed eigenvalues and associated eigenfunctions.

Let λ_j and φ_j be the eigenvalues and eigenfunctions of $\mathcal{K}_{D_2}^*$ on $\mathcal{H}^*(\partial D_2)$. For simplicity, we consider the case when λ_j is a simple eigenvalue of the operator $\mathcal{K}_{D_2}^*$. Let us define

$$R_{jl} = (\mathcal{A}_{D_2,1}[\varphi_l], \varphi_j)_{\mathcal{H}^*(\partial D_2)}, \quad (3.10)$$

where $\mathcal{A}_{D_2,1}$ is given by (3.8). Note that $R_{jl} = O(\delta^2)$.

The perturbed eigenvalues have the following form:

$$\tau_j(\delta) = \lambda_{D_2} - \lambda_j + \mathcal{P}_j,$$

where \mathcal{P}_j are given by

$$\begin{aligned} \mathcal{P}_j &= R_{jj} + \sum_{l \neq j} \frac{R_{jl} R_{lj}}{\lambda_j - \lambda_l} + \sum_{(l_1, l_2) \neq j} \frac{R_{jl_2} R_{l_2 l_1} R_{l_1 j}}{(\lambda_j - \lambda_{l_1})(\lambda_j - \lambda_{l_2})} \\ &\quad + \sum_{(l_1, l_2, l_3) \neq j} \frac{R_{jl_3} R_{l_3 l_2} R_{l_2 l_1} R_{l_1 j}}{(\lambda_j - \lambda_{l_1})(\lambda_j - \lambda_{l_2})(\lambda_j - \lambda_{l_3})} + \dots \end{aligned} \quad (3.11)$$

Also, the perturbed eigenfunctions have the following form:

$$\varphi_j(\delta) = \varphi_j + O(\delta^2). \quad (3.12)$$

Here the remainder term is with respect to the norm $\|\cdot\|_{\mathcal{H}^*(\partial D_2)}$.

Remark 3.1. *Note that \mathcal{P}_j depends not only on the geometry and material properties of D_1 , but also on D_2 's properties, in particular its position z .*

Theorem 3.1. *If D_2 is in the intermediate regime, the scattered field $u_{D_2}^s = u - u_{D_1}$ by the plasmonic particle D_2 has the following representation:*

$$u_{D_2}^s = \mathcal{S}_{D_2, D_1}[\psi],$$

where ψ satisfies

$$\psi = \sum_{j=1}^{\infty} \frac{(\nabla u^i(z) \cdot \nu, \varphi_j)_{\mathcal{H}^*(\partial D_2)} \varphi_j + O(\delta^2)}{\lambda_{D_2} - \lambda_j + \mathcal{P}_j}$$

with λ_{D_2} being given by (3.7).

As a corollary, we have the following asymptotic expansion of the scattered field $u - u^i$.

Theorem 3.2. *We have the following far field expansion:*

$$(u - u^i)(x) = \nabla u^i(z) \cdot M(\lambda_{D_1}, \lambda_{D_2}, D_1, D_2) \nabla G(x, z) + O(\delta^2) + O\left(\frac{\delta^3}{\text{dist}(\lambda_{D_2}, \sigma(\mathcal{K}_{D_2}^*))}\right),$$

as $|x| \rightarrow \infty$. Here, $M(\lambda_{D_1}, \lambda_{D_2}, D_1, D_2)$ is the polarization tensor satisfying

$$M(\lambda_{D_1}, \lambda_{D_2}, D_1, D_2)_{l,m} = \sum_{j=1}^{\infty} \frac{(\nu_l, \varphi_j)_{\mathcal{H}^*(\partial D_2)} (\varphi_j, x_m)_{-\frac{1}{2}, \frac{1}{2}} + O(\delta^2)}{\lambda_{D_2} - \lambda_j + \mathcal{P}_j}, \quad (3.13)$$

for $l, m = 1, 2$.

We remark that the scattered field in the above expression depends on the frequency (since λ_{D_2} does so) and exhibit local peaks at certain frequencies when one of the denominators is close to zero and is minimized while the associated nominator is not zero. These frequencies are called the resonant frequencies of the system. It is clear that these resonant frequencies also depend on the geometry and the electric permittivity of D_1 through the perturbative terms \mathcal{P}_j 's. We shall use this fact in the next section to solve the associated inverse problem of reconstructing D_1 by using those frequencies.

3.4 Representation of the shift \mathcal{P}_j using CGPTs

Here we show that the term \mathcal{P}_j in the plasmonic resonances can be expressed in terms of the CGPTs. The CGPTs carry information on the geometry and material properties of D_1 . See [6] for a detailed reference. We shall reconstruct the ordinary particle D_1 from the measurement of the shift \mathcal{P}_j .

Proposition 3.2. *If D_2 is in the intermediate regime, then the perturbative terms R_{jl} can be represented using CGPTs $M_{m,n}(\lambda_{D_1}, D_1)$ associated with D_1 as follows:*

$$R_{jl} = \left(\frac{1}{2} - \lambda_j\right) \sum_{m=1}^M \sum_{n=1}^N a_m^j M_{m,n}(\lambda_{D_1}, D_1) (a_n^l)^t + O(\delta^{M+N+1}), \quad (3.14)$$

where the superscript t denotes the transpose and $a_m^j = (a_{m,c}^j, a_{m,s}^j)$ with

$$\begin{aligned} a_{m,c}^j &= -\frac{1}{2\pi m} \int_{\partial D_2} \frac{\cos(m\theta_y)}{r_y^m} \varphi_j(y) d\sigma(y), \\ a_{m,s}^j &= -\frac{1}{2\pi m} \int_{\partial D_2} \frac{\sin(m\theta_y)}{r_y^m} \varphi_j(y) d\sigma(y). \end{aligned}$$

Here, (r_y, θ_y) denote the polar coordinates of y and $\{\varphi_j\}_j$ is an orthonormal basis of eigenfunctions of $\mathcal{K}_{D_2}^*$ on \mathcal{H}^* .

Proof. To simplify the notation, let us denote

$$F_l = \mathcal{S}_{D_1} (\lambda_{D_1} Id - \mathcal{K}_{D_1}^*)^{-1} \frac{\partial \mathcal{S}_{D_2}[\varphi_l]}{\partial \nu_1}.$$

Then, from the Green's identity and the jump formula (2.2), we obtain

$$\begin{aligned} R_{jl} &= (F_l, \varphi_j)_{\mathcal{H}^*} = -\left(\frac{\partial F_l}{\partial \nu_2}, \mathcal{S}_{D_2}[\varphi_j]\right)_{\frac{1}{2}, -\frac{1}{2}} \\ &= -\left(F_l, \frac{\partial \mathcal{S}_{D_2}[\varphi_j]}{\partial \nu_2} \Big|_{-}\right)_{\frac{1}{2}, -\frac{1}{2}} = -\left(F_l, \left(-\frac{1}{2} + \mathcal{K}_{D_2}^*\right)[\varphi_j]\right)_{\frac{1}{2}, -\frac{1}{2}}. \end{aligned}$$

Since φ_j is an eigenfunction of $\mathcal{K}_{D_2}^*$ with an eigenvalue λ_j , we have

$$R_{jl} = \left(\frac{1}{2} - \lambda_j\right) (F_l, \varphi_j)_{\frac{1}{2}, -\frac{1}{2}}.$$

Let (r_x, θ_x) be the polar coordinates of x . It is known from [4] that, for $|x| < |y|$,

$$G(x, y) = \sum_{n=0}^{\infty} \frac{(-1)}{2\pi n} \frac{\cos(n\theta_y)}{r_y^n} r_x^n \cos(n\theta_x) + \frac{(-1)}{2\pi n} \frac{\sin(n\theta_y)}{r_y^n} r_x^n \sin(n\theta_x). \quad (3.15)$$

By interchanging x and y and the fact that $G(x, y) = G(y, x)$, we have, for $|x| > |y|$,

$$G(x, y) = \sum_{n=0}^{\infty} \frac{(-1)}{2\pi n} \frac{\cos(n\theta_x)}{r_x^n} r_y^n \cos(n\theta_y) + \frac{(-1)}{2\pi n} \frac{\sin(n\theta_x)}{r_x^n} r_y^n \sin(n\theta_y). \quad (3.16)$$

If $x \in \partial D_1$ and $y \in \partial D_2$, then $|x| < |y|$. So, applying (3.15) gives

$$\begin{aligned} \frac{\partial \mathcal{S}_{D_2}[\varphi_l]}{\partial \nu_1}(x) &= \frac{\partial}{\partial \nu_1} \int_{\partial D_2} G(x, y) \varphi_l d\sigma(y) \\ &= \sum_{n=1}^{\infty} \frac{\partial r_x^n \cos(n\theta_x)}{\partial \nu_1} a_{n,c}^l + \frac{\partial r_x^n \sin(n\theta_x)}{\partial \nu_1} a_{n,s}^l. \end{aligned}$$

On the contrary, if $y \in \partial D_1$ and $x \in \partial D_2$, then $|x| > |y|$. We have from (3.16) that, for any f ,

$$\begin{aligned} \mathcal{S}_{D_1}[f](x) &= \int_{\partial D_1} G(x, y)[f](y) d\sigma(y) \\ &= \sum_{m=0}^{\infty} -\frac{1}{2\pi m} \frac{\cos(m\theta_x)}{r_x^m} \int_{\partial D_1} r_y^m \cos(m\theta_y)[f](y) d\sigma(y) \\ &\quad + \sum_{m=0}^{\infty} -\frac{1}{2\pi m} \frac{\sin(m\theta_x)}{r_x^m} \int_{\partial D_1} r_y^m \sin(m\theta_y)[f](y) d\sigma(y). \end{aligned}$$

Therefore, from the definition of $M_{m,n}$, we get

$$\begin{aligned} R_{jl} &= \left(\frac{1}{2} - \lambda_j\right) (\mathcal{S}_{D_1}(\lambda_{D_1} Id - \mathcal{K}_{D_1}^*))^{-1} \frac{\partial \mathcal{S}_{D_2}[\varphi_l]}{\partial \nu_1}, \varphi_j)_{\frac{1}{2}, -\frac{1}{2}} \\ &= \left(\frac{1}{2} - \lambda_j\right) \sum_{m=0, n=1}^{\infty} (a_{m,c}^j, a_{m,s}^j) M_{m,n}(\lambda_{D_1}, D_1) (a_{n,c}^l, a_{n,s}^l)^t. \end{aligned}$$

For any $\lambda \in \mathbb{C}$ and $D = \delta B$, it is easy to check that $M_{m,n}(\lambda, D) = \delta^{m+n} M_{m,n}(\lambda, B)$. Since D_2 is in the intermediate regime, $a_{n,c}^l$ and $a_{n,s}^l$ satisfy

$$|a_{m,c}^j|, |a_{m,s}^j| \leq \frac{1}{m} C^{-m}, \quad |a_{n,c}^l|, |a_{n,s}^l| \leq \frac{1}{n} C^{-n},$$

for some constant $C > 1$ independent of δ . Moreover, it can be shown that (see [7])

$$\sum_{n=1}^{\infty} (a_{0,c}^j, a_{0,s}^j) M_{0,n}(\lambda_{D_1}, D_1) (a_{n,c}^l, a_{n,s}^l)^t = 0.$$

Then the conclusion immediately follows. □

Corollary 3.1. *We have*

$$\begin{aligned} \mathcal{P}_j(z) &= \sum_{l \neq j} \frac{R_{jl}(z) R_{lj}(z)}{\lambda_j - \lambda_l} - \sum_{(l_1, l_2) \neq j} \frac{R_{jl_2} R_{l_2 l_1} R_{l_1 j}}{(\lambda_j - \lambda_{l_1})(\lambda_j - \lambda_{l_2})} \cdots \\ &= \left(\frac{1}{2} - \lambda_j\right) \sum_{m=1}^M \sum_{n=1}^N a_m^j M_{m,n}(\lambda_{D_1}, D_1) (a_n^l)^t + O(\delta^{M+N+1}). \end{aligned}$$

In the LHS, the summation should be truncated so that all the terms which contain $R_{jl_k} \cdots R_{l_k j} = O(\delta^{2(k+1)})$ with $2(k+1) \leq M+N+1$ are ignored.

4 The inverse problem

In this section, we consider the inverse problem associated with the forward system (3.1). We assume that the plasmonic particle D_2 is known, *i.e.*, we know its electric permittivity $\varepsilon_2 = \varepsilon_2(\omega)$, its shape D_2 and position z . The ordinary particle D_1 is unknown. For simplicity, we assume that its permittivity ε_1 is known. For each of many different positions z of the plasmonic particle D_2 , we measure the resonant frequency and use these resonant frequencies to reconstruct the shape of the ordinary particle D_1 .

As illustrated by Theorem 3.2, the resonance in the scattered field occurs when $\lambda_{D_2}(\omega) - \lambda_j + \mathcal{P}_j$ is minimized and $(\nu_l, \varphi_j)_{\mathcal{H}^*}(\varphi_j, x_m)_{-\frac{1}{2}, \frac{1}{2}} \neq 0$. So by varying the frequency ω , we can measure the value of $\lambda_j - \mathcal{P}_j$. Moreover, in the absence of the ordinary particle, the resonance occurs when $\lambda_{D_2}(\omega) - \lambda_j$ is minimized and $(\nu_l, \varphi_j)_{\mathcal{H}^*}(\varphi_j, x_m)_{-\frac{1}{2}, \frac{1}{2}} \neq 0$. Since we assume that the plasmonic particle D_2 is known, we can get the value of λ_j a priori. Therefore, by comparing $\lambda_j - \mathcal{P}_j$ and λ_j , we can measure the shift \mathcal{P}_j of the eigenvalue.

Finding \mathcal{P}_j for many different positions of D_2 will yield a linear system of equations that will allow the recovery of the CGPTs associated with D_1 . From the recovered CGPTs, we will reconstruct the ordinary particle D_1 . Here, we only consider the shape reconstruction problem. Nevertheless, by using the CGPTs associated with D_1 , it is possible to reconstruct the permittivity ε_1 of D_1 in the case it is not a priori given [4].

From now on, we denote $M_{m,n} = M_{m,n}(\lambda_{D_1}, D_1)$.

4.1 Contracted GPTs recovery algorithm

We propose a recurrent algorithm to recover the GPTs of order less or equal to k up to an order δ^{2k-1} , using measurements of \mathcal{P}_j at different positions of D_2 . For simplicity, we only consider the shift of a single eigenvalue λ_j with a fixed j . To gain robustness and efficiency, the shift in other resonant frequencies could also be considered.

We now explain our method for reconstructing GPTs $M_{m,n}$, $m+n \leq K$ for a given $K \in \mathbb{N}$ from the measurements of the shift \mathcal{P}_j .

Suppose we measure precisely \mathcal{P}_j for three different positions z_1, z_2, z_3 of the plasmonic particle D_2 . First we reconstruct $M_{1,1}$ approximately. Since $M_{1,1}^t = M_{1,1}$, the matrix $M_{1,1}$ is symmetric. We look for a symmetric matrix $M_{1,1}^{(2)}$ satisfying

$$\begin{aligned} \mathcal{P}_j(z_1) &= \left(\frac{1}{2} - \lambda_j\right) a_1^j(z_1) M_{1,1}^{(2)} (a_1^j)^t(z_1) \\ \mathcal{P}_j(z_2) &= \left(\frac{1}{2} - \lambda_j\right) a_1^j(z_2) M_{1,1}^{(2)} (a_1^j)^t(z_2) \\ \mathcal{P}_j(z_3) &= \left(\frac{1}{2} - \lambda_j\right) a_1^j(z_3) M_{1,1}^{(2)} (a_1^j)^t(z_3). \end{aligned}$$

The above equations can be seen as a linear system of equations for three independent components $(M_{1,1}^{(2)})_{11}$, $(M_{1,1}^{(2)})_{12}$ and $(M_{1,1}^{(2)})_{22}$. We emphasize that $a_m^j(z_i)$ can be a priori given because the particle D_2 is known. Since, from Corollary 3.1 and the fact that $R_{jl} = O(\delta^2)$, we have

$$\mathcal{P}_j(z_k) = \left(\frac{1}{2} - \lambda_j\right) a_1^j(z_k) M_{1,1} (a_1^j)^t(z_k) + O(\delta^3), \quad k = 1, 2, 3,$$

we see that $M_{1,1}$ is well approximated by $M_{1,1}^{(2)}$. Specifically, we have $M_{1,1} - M_{1,1}^{(2)} = O(\delta^3)$.

Next we reconstruct and update the higher order GPTs $M_{m,n}$ in a recursive way. Towards this, we need more measurement data of the shift \mathcal{P}_j . Let $k \geq 3$. Due to the symmetry of harmonic combinations of the non contracted GPTs (see [6]), we have $M_{m,n} = M_{n,m}^t$. One can see that, by using this symmetry property, the set of GPTs $M_{m,n}$ satisfying $m + n \leq k$ contains e_k independent variables where e_k is given by

$$e_k = \begin{cases} k(k-1) + k/2, & \text{if } k \text{ is even,} \\ k(k-1) + (k-1)/2, & \text{if } k \text{ is odd.} \end{cases}$$

Therefore, we need e_k measurement data for \mathcal{P}_j to reconstruct the GPTs $M_{m,n}$ for $m + n \leq k$.

Suppose we have $e_k - 2$ more measurement data \mathcal{P}_j at different positions z_4, z_5, \dots, z_{e_k} . Let $\{M_{m,n}^{(k)}\}_{m+n \leq k}$ be the set of matrices satisfying $[M_{n,m}^{(k)}]^t = M_{m,n}^{(k)}$ and the following linear system:

$$\begin{aligned} \tilde{\mathcal{P}}_j^{(k-1)}(z_1) &= \left(\frac{1}{2} - \lambda_j\right) \sum_{m+n \leq k} a_m^j(z_1) M_{m,n}^{(k)} (a_n^j)^t(z_1) \\ \tilde{\mathcal{P}}_j^{(k-1)}(z_2) &= \left(\frac{1}{2} - \lambda_j\right) \sum_{m+n \leq k} a_m^j(z_2) M_{m,n}^{(k)} (a_n^j)^t(z_2) \\ &\vdots = \vdots \\ \tilde{\mathcal{P}}_j^{(k-1)}(z_{e_k}) &= \left(\frac{1}{2} - \lambda_j\right) \sum_{m+n \leq k} a_m^j(z_{e_k}) M_{m,n}^{(k)} (a_n^j)^t(z_{e_k}), \end{aligned} \quad (4.1)$$

where

$$\tilde{\mathcal{P}}_j^{(k-1)}(z_i) := \mathcal{P}_j(z_i) - \sum_{l \neq j} \frac{R_{jl}^{(k-1)}(z_i) R_{lj}^{(k-1)}(z_i)}{\lambda_j - \lambda_l} - \dots, \quad i = 1, 2, \dots, e_k, \quad (4.2)$$

and

$$R_{jl}^{(k-1)}(z) := \left(\frac{1}{2} - \lambda_j\right) \sum_{m+n \leq k-1} a_m^j(z) M_{m,n}^{(k-1)} (a_n^l)^t(z).$$

Note that $M_{m,n}^{(k)}$ are defined recursively. In (4.2), the summation should be truncated as in Corollary 3.1.

Then $M_{m,n}^{(k)}$ becomes a good approximation of the GPT $M_{m,n}$ for $m + n \leq k$. Moreover, the accuracy improves as the iteration goes on. Indeed, we can see that

$$M_{m,n} - M_{m,n}^{(k)} = O(\delta^{2k-1}), \quad m + n \leq k. \quad (4.3)$$

In fact, (4.3) can be verified by induction. We already know that this is true when $k = 2$. Let us assume $M_{m,n} - M_{m,n}^{(k-1)} = O(\delta^{2k-3})$, $m + n \leq k - 1$. Then, from Proposition 3.2, we have

$$R_{jl}(z) - R_{jl}^{(k-1)}(z) = O(\delta^{2k-3}).$$

Hence, from Corollary 3.1 and the fact that $R_{jl} = O(\delta^2)$, we obtain

$$\tilde{\mathcal{P}}_j^{(k-1)}(z_i) - \left(\mathcal{P}_j(z_i) - \sum_{l \neq j} \frac{R_{jl}(z_i)R_{lj}(z_i)}{\lambda_j - \lambda_l} - \dots \right) = O(\delta^{2k-1}).$$

Therefore, in view of Corollary 3.1 and the linear system (4.1), we obtain (4.3). In conclusion, $M_{m,n}^{(k)}$ is indeed precise up to an order δ^{2k-1} .

Remark 4.1. *In practice, \mathcal{P}_j might be subject to noise and could not be measured precisely. In this case only the low order CGPTs could be recovered.*

4.2 Shape recovery from contracted GPTs

To recover the shape of D_1 from its contracted GPTs, we search to minimize the following shape functional ([4])

$$\mathcal{J}_c^{(l)}[B] := \frac{1}{2} \sum_{n+m \leq k} \left| N_{mn}^{(1)}(\lambda_{D_1}, B) - N_{mn}^{(1)}(\lambda_{D_1}, D_1) \right|^2, \quad (4.4)$$

where

$$N_{m,n}^{(1)}(\lambda, D) = (M_{m,n}^{cc} - M_{m,n}^{ss}) + i(M_{m,n}^{cs} - M_{m,n}^{sc}).$$

To minimize $\mathcal{J}_c^{(l)}[B]$ we need to compute the shape derivative, $d_S \mathcal{J}_c^{(l)}$, of $\mathcal{J}_c^{(l)}$.

For ϵ small, let B_ϵ be an ϵ -deformation of B , *i.e.*, there is a scalar function $h \in \mathcal{C}^1(\partial B)$, such that

$$\partial B_\epsilon := \{x + \epsilon h(x)\nu(x) : x \in \partial B\}.$$

Then, according to [4, 5, 8], the perturbation of a harmonic sum of GPTs due to the shape deformation is given as follows:

$$\begin{aligned} & N_{m,n}^{(1)}(\lambda_{D_1}, B_\epsilon) - N_{m,n}^{(1)}(\lambda_{D_1}, D_1) \\ &= \epsilon(k_{\lambda_{D_1}} - 1) \int_{\partial B} h(x) \left[\frac{\partial u}{\partial \nu} \Big|_- \frac{\partial v}{\partial \nu} \Big|_- + \frac{1}{k_{\lambda_{D_1}}} \frac{\partial u}{\partial T} \Big|_- \frac{\partial v}{\partial T} \Big|_- \right] (x) d\sigma(x) + O(\epsilon^2), \end{aligned}$$

where

$$k_{\lambda_{D_1}} = (2\lambda_{D_1} + 1)/(2\lambda_{D_1} - 1), \quad (4.5)$$

and u and v are respectively the solutions to the problems:

$$\begin{cases} \Delta u = 0 & \text{in } B \cup (\mathbb{R}^2 \setminus \bar{B}), \\ u|_+ - u|_- = 0 & \text{on } \partial B, \\ \frac{\partial u}{\partial \nu} \Big|_+ - k_{\lambda_{D_1}} \frac{\partial u}{\partial \nu} \Big|_- = 0 & \text{on } \partial B, \\ (u - (x_1 + ix_2)^m)(x) = O(|x|^{-1}) & \text{as } |x| \rightarrow \infty, \end{cases} \quad (4.6)$$

and

$$\begin{cases} \Delta v = 0 & \text{in } B \cup (\mathbb{R}^2 \setminus \overline{B}), \\ k_{\lambda_{D_1}} v|_+ - v|_- = 0 & \text{on } \partial B, \\ \frac{\partial v}{\partial \nu}|_+ - \frac{\partial v}{\partial \nu}|_- = 0 & \text{on } \partial B, \\ (v - (x_1 + ix_2)^n)(x) = O(|x|^{-1}) & \text{as } |x| \rightarrow \infty. \end{cases} \quad (4.7)$$

Here, $\partial/\partial T$ is the tangential derivative.

Let

$$w_{m,n}(x) = (k_{\lambda_{D_1}} - 1) \left[\frac{\partial u}{\partial \nu}|_- \frac{\partial v}{\partial \nu}|_- + \frac{1}{k_{\lambda_{D_1}}} \frac{\partial u}{\partial T}|_- \frac{\partial v}{\partial T}|_- \right] (x), \quad x \in \partial B.$$

The shape derivative of $\mathcal{J}_c^{(l)}$ at B in the direction of h is given by

$$\langle d_S \mathcal{J}_c^{(l)}[B], h \rangle = \sum_{m+n \leq k} \delta_N \langle w_{m,n}, h \rangle_{L^2(\partial B)},$$

where

$$\delta_N = N_{m,n}^{(1)}(\lambda_{D_1}, B) - N_{m,n}^{(1)}(\lambda_{D_1}, D_1).$$

Next, using a gradient descent algorithm we can minimize, at least locally, the functional $\mathcal{J}_c^{(l)}$.

5 Numerical Illustrations

In this section, we support our theoretical results by numerical examples. In the sequel, we assume that D_2 is an ellipse with semi-axes $a = 1$ and $b = 2$, as shown in Figure 2. In this case, as explained in Subsection 2.3, the resonances in the far-field can only occur at $\lambda_1 = \frac{1}{2} \frac{a-b}{a+b} = -\frac{1}{6}$ and $\lambda_2 = -\frac{1}{2} \frac{a-b}{a+b} = \frac{1}{6}$. Thus, for a fixed position of D_2 , we can measure two shifts of the plasmonic resonance: \mathcal{P}_1 and \mathcal{P}_2 .

We consider the case of D_1 being a triangular-shaped and a rectangular-shaped particle with known contrast $\lambda_{D_1} = 1$, as shown in Figure 3.

Figure 4 shows the shift in the plasmonic resonance around λ_1 , for random positions of D_2 around a triangular-shaped particle D_1 . From these measurements, \mathcal{P}_1 can be precisely estimated from the resonance peaks and the equation $\mathcal{P}_j = \lambda_j - \lambda_r$, where λ_r is the value at which we achieve the maximum of the resonant peak.

It is worth mentioning that, for the sake of simplicity and clarity, we plot the graph not by varying the frequency but the parameter λ directly. We assume $\text{Re}(\lambda_{D_2})$ ranges from $-1/2$ to $1/2$ and $\text{Im}(\lambda_{D_2}) = 10^{-4}$. In a more realistic setting, corrections in the peaks of resonances should be included, by considering the Drude model for λ_{D_2} . But they are essentially equivalent.

To recover geometrical properties of D_1 from measurements of \mathcal{P}_1 , we recover the contracted GPTs using the algorithm described in 4.1 and then minimize functional (4.4) to reconstruct an approximation of D_1 .

To recover the first contracted GPTs of order 5 or less we make 22 measurements around D_1 as shown in Figure 5, and measure the shift from $\lambda_1 = -\frac{1}{6}$.

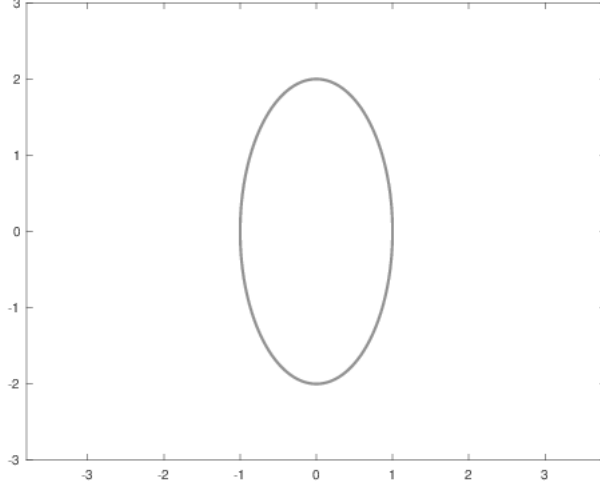


Figure 2: Plasmonic particle D_2 .

In the following, we show a comparison between the recovered contracted GPTs of order less or equal to 4 and their theoretical values, for each iteration.

Triangle-shaped D_1 :

Theoretical values:

$$M_{11} = \begin{pmatrix} 0.2426 & 0 \\ 0 & 0.2426 \end{pmatrix} \quad M_{12} = \begin{pmatrix} 0 & -0.0215 \\ -0.0215 & 0 \end{pmatrix} \quad M_{22} = \begin{pmatrix} 0.043 & 0 \\ 0 & 0.043 \end{pmatrix}$$

$$M_{13} = \begin{pmatrix} 0 & 0 \\ 0 & 0 \end{pmatrix};$$

Recovered:

$$M_{11}^{(2)} = \begin{pmatrix} 0.2444 & -0.0007 \\ -0.0007 & 0.2408 \end{pmatrix} \quad M_{11}^{(3)} = \begin{pmatrix} 0.2438 & 0 \\ 0 & 0.2414 \end{pmatrix} \quad M_{11}^{(4)} = \begin{pmatrix} 0.2429 & -0.0001 \\ -0.0001 & 0.2430 \end{pmatrix}$$

$$M_{11}^{(5)} = \begin{pmatrix} 0.2426 & 0 \\ 0 & 0.2426 \end{pmatrix}$$

$$M_{12}^{(3)} = \begin{pmatrix} 0.0008 & -0.2414 \\ -0.0212 & -0.0087 \end{pmatrix} \quad M_{12}^{(4)} = \begin{pmatrix} 0 & -0.2413 \\ -0.0213 & 0 \end{pmatrix} \quad M_{12}^{(5)} = \begin{pmatrix} 0 & -0.2415 \\ -0.0215 & 0 \end{pmatrix}$$

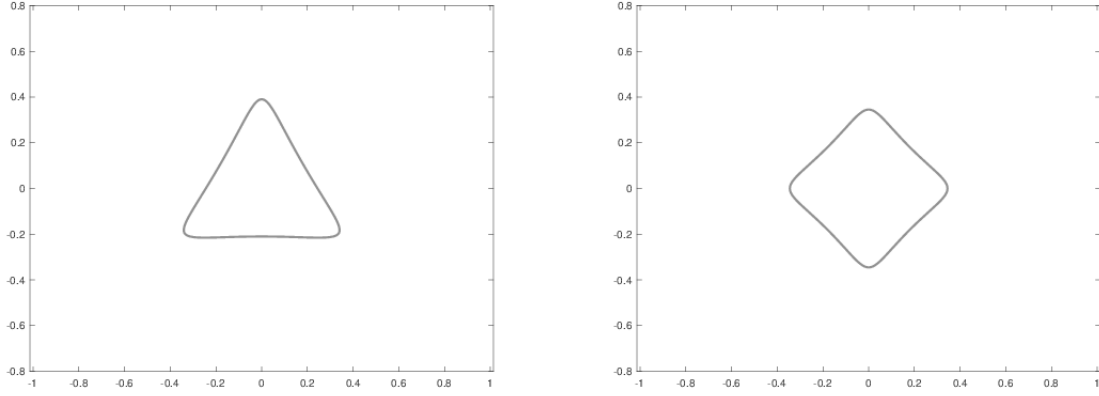


Figure 3: Non plasmonic particles D_1 . Triangular-shaped (left) and rectangular-shaped (right).

$$M_{22}^{(4)} = \begin{pmatrix} 0.0180 & 0.2204 \\ 0.2204 & 0.0389 \end{pmatrix} \quad M_{22}^{(5)} = \begin{pmatrix} 0.0368 & 0.0010 \\ 0.0010 & 0.0497 \end{pmatrix} \quad M_{13}^{(4)} = \begin{pmatrix} 0.0093 & -0.1126 \\ -0.1123 & -0.0019 \end{pmatrix}$$

$$M_{13}^{(5)} = \begin{pmatrix} 0.0032 & -0.0005 \\ -0.0005 & -0.0032 \end{pmatrix}.$$

Rectangular-shaped D_1 :

Theoretical values:

$$M_{11} = \begin{pmatrix} 0.2682 & 0.0000 \\ 0 & 0.2682 \end{pmatrix} \quad M_{12} = \begin{pmatrix} 0 & 0 \\ 0 & 0 \end{pmatrix} \quad M_{22} = \begin{pmatrix} 0.0544 & 0 \\ 0 & 0.0402 \end{pmatrix}$$

$$M_{13} = \begin{pmatrix} 0.0054 & 0 \\ 0 & -0.0054 \end{pmatrix};$$

Recovered:

$$M_{11}^{(2)} = \begin{pmatrix} 0.2703 & 0.0001 \\ 0.0001 & 0.2661 \end{pmatrix} \quad M_{11}^{(3)} = \begin{pmatrix} 0.2696 & 0 \\ 0 & 0.2662 \end{pmatrix} \quad M_{11}^{(4)} = \begin{pmatrix} 0.2682 & 0 \\ 0 & 0.2681 \end{pmatrix}$$

$$M_{11}^{(5)} = \begin{pmatrix} 0.2682 & 0 \\ 0 & 0.2681 \end{pmatrix}$$

$$M_{12}^{(3)} = \begin{pmatrix} 0.0038 & -0.0001 \\ 0 & -0.0112 \end{pmatrix} \quad M_{12}^{(4)} = \begin{pmatrix} 0 & 0 \\ 0 & 0 \end{pmatrix} \quad M_{12}^{(5)} = \begin{pmatrix} 0 & 0 \\ 0 & 0 \end{pmatrix}$$

$$M_{22}^{(4)} = \begin{pmatrix} 0.0530 & -0.0007 \\ -0.0007 & 0.0425 \end{pmatrix} \quad M_{22}^{(5)} = \begin{pmatrix} 0.0537 & 0.0006 \\ 0.0006 & 0.0416 \end{pmatrix} \quad M_{13}^{(4)} = \begin{pmatrix} 0.0064 & 0.0003 \\ 0.0004 & -0.0063 \end{pmatrix}$$

$$M_{13}^{(5)} = \begin{pmatrix} 0.0060 & -0.0003 \\ -0.0003 & -0.0059 \end{pmatrix}.$$

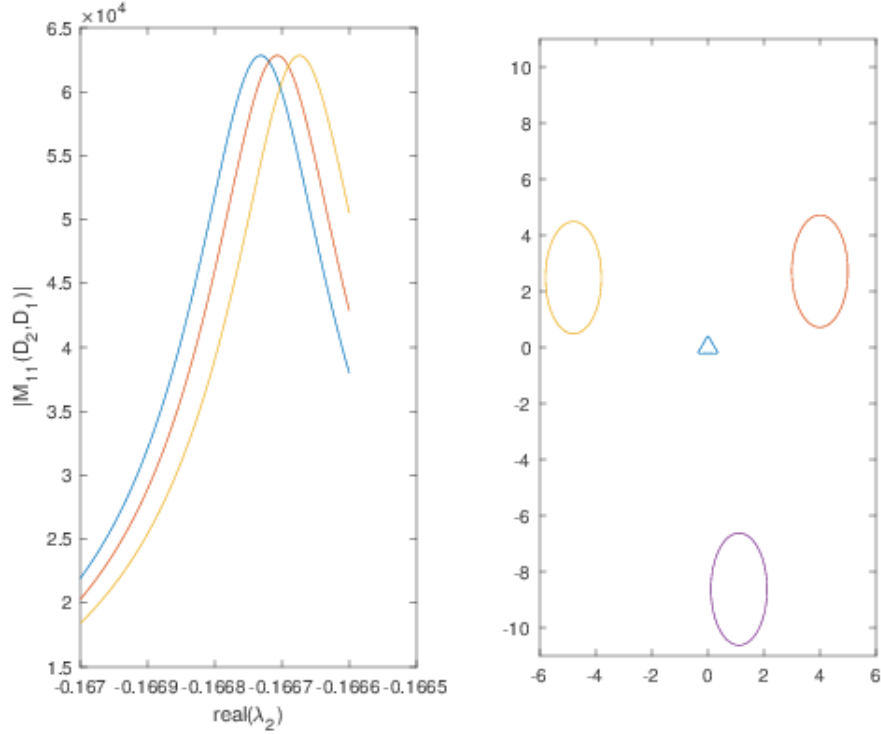


Figure 4: (right) Modulus of the entry (1,1) of the first order polarization tensor given in Theorem 3.2, for different positions of D_2 around a triangular-shaped particle D_1 (left).

The results of minimizing the functional (4.4) with a gradient descent approach and using the recovered contracted GPTs of order less or equal to 5 are shown in Figures 6 and 7. We take as initial point the equivalent ellipse to D_1 , given by the first order polarization recovered with Algorithm 4.1, i.e $M_{11}^{(5)}$.

6 Conclusion

In this paper, using the quasi-static model, we have shown that the fine details of a small object can be reconstructed from the shift of resonant frequencies it induces to a plasmonic particle in the intermediate regime. This provides a solution for the ill-posed inverse problem of reconstructing small objects from far-field measurements and also laid a mathematical foundation for plasmonic bio-sensing. The idea can be extended in several directions: (i) to investigate the strong interaction regime when the small object is close to the plasmonic particle; (ii) to study the case when the size of object is comparable to the size of plasmonic particle; (iii) to analyze the case with multiple small objects and multiple plasmonic particles; (iv) to consider the more practical model of Maxwell equations, and (v) to investigate other types of subwavelength resonances such as Minnaert resonance [3, 26] in bubbly fluids. These new developments will be reported in forthcoming works.

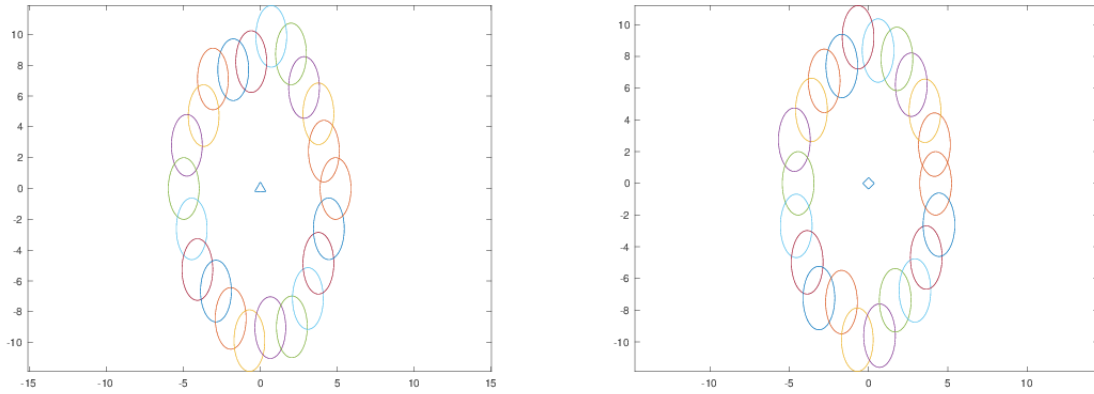


Figure 5: Positions of D_2 for which we measure \mathcal{P}_1 . (left) Triangular-shaped particle D_1 , (right) rectangular-shaped particle D_1 .

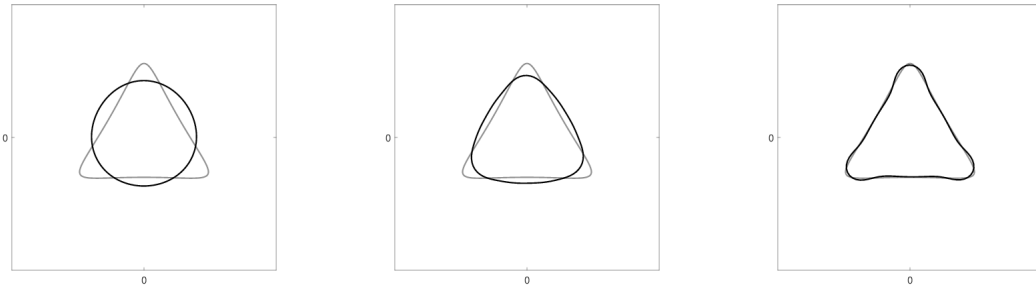


Figure 6: Shape recovery of a triangular-shaped particle D_1 . From left to right, we show both, the original shape and the recovered one after 0 iterations, after 8 iterations and after 30 iterations.

References

- [1] H. Ammari, G. Ciraolo, H. Kang, H. Lee, and G.W. Milton, Spectral theory of a Neumann-Poincaré-type operator and analysis of anomalous localized resonance II, *Contemp. Math.*, 615 (2014), 1–14.
- [2] H. Ammari, Y. Deng, and P. Millien, Surface plasmon resonance of nanoparticles and applications in imaging, *Arch. Ration. Mech. Anal.*, 220 (2016), 109–153.
- [3] H. Ammari, B. Fitzpatrick, D. Gontier, H. Lee, and H. Zhang, Minnaert resonances for acoustic waves in bubbly media, *arXiv:1603.03982*, 2016.
- [4] H. Ammari, J. Garnier, W. Jing, H. Kang, M. Lim, K. Sølna, and H. Wang, *Mathematical and Statistical Methods for Multistatic Imaging*, Lecture Notes in Mathematics, Volume 2098, Springer, Cham, 2013.

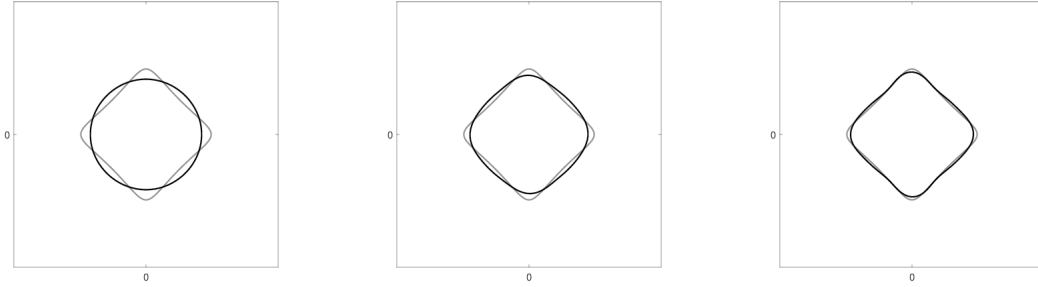


Figure 7: Shape recovery of a rectangular-shaped particle D_1 . From left to right, we show both, the original shape and the recovered one after 0 iterations, after 30 iterations and after 100 iterations.

- [5] H. Ammari, J. Garnier, H. Kang, M. Lim, and S. Yu, Generalized polarization tensors for shape description, *Numer. Math.*, 126 (2014), 199–224.
- [6] H. Ammari and H. Kang, *Polarization and Moment Tensors with Applications to Inverse Problems and Effective Medium Theory*, Applied Mathematical Sciences, Vol. 162, Springer-Verlag, New York, 2007.
- [7] H. Ammari and H. Kang, Generalized polarization tensors, inverse conductivity problems, and dilute composite materials: a review, *Contemporary Mathematics*, Volume 408 (2006), 1–67.
- [8] H. Ammari, H. Kang, M. Lim, and H. Zribi, The generalized polarization tensors for resolved imaging. Part I: Shape reconstruction of a conductivity inclusion, *Math. Comp.*, 81 (2012), 367–386.
- [9] H. Ammari, P. Millien, M. Ruiz, and H. Zhang, Mathematical analysis of plasmonic nanoparticles: the scalar case, *Archive on Rational Mechanics and Analysis*, 224 (2017), 597–658.
- [10] H. Ammari, M. Ruiz, S. Yu, and H. Zhang, Mathematical analysis of plasmonic resonances for nanoparticles: the full Maxwell equations, *Journal of Differential Equations*, 261 (2016), 3615–3669.
- [11] H. Ammari, M. Putinar, M. Ruiz, S. Yu, and H. Zhang, Shape reconstruction of nanoparticles from their associated plasmonic resonances, [arXiv:1602.05268](https://arxiv.org/abs/1602.05268).
- [12] H. Ammari and H. Zhang, A mathematical theory of super-resolution by using a system of sub-wavelength Helmholtz resonators, *Comm. Math. Phys.*, 337 (2015), 379–428.
- [13] H. Ammari and H. Zhang, Super-resolution in high contrast media, *Proc. Royal Soc. A*, 2015 (471), 20140946.
- [14] H. Ammari and H. Zhang, Effective medium theory for acoustic waves in bubbly fluids near Minnaert resonant frequency, [arXiv:1604.08409](https://arxiv.org/abs/1604.08409).

- [15] K. Ando and H. Kang, Analysis of plasmon resonance on smooth domains using spectral properties of the Neumann-Poincaré operator, *J. Math. Anal. Appl.*, 435 (2016), 162–178.
- [16] K. Ando, H. Kang, and H. Liu, Plasmon resonance with finite frequencies: a validation of the quasi-static approximation for diametrically small inclusions, *SIAM J. Appl. Math.*, 76 (2016), 731–749.
- [17] G. Baffou, C. Girard, and R. Quidant, Mapping heat origin in plasmonic structures, *Phys. Rev. Lett.*, 104 (2010), 136805.
- [18] M. Reed and B. Simon, *Methods of Modern Mathematical Physics. IV Analysis of Operators*, Academic Press, New York, 1970.
- [19] D. Grieser, The plasmonic eigenvalue problem, *Rev. Math. Phys.*, 26 (2014), 1450005.
- [20] P.K. Jain, K.S. Lee, I.H. El-Sayed, and M.A. El-Sayed, Calculated absorption and scattering properties of gold nanoparticles of different size, shape, and composition: Applications in biomedical imaging and biomedicine, *J. Phys. Chem. B*, 110 (2006), 7238–7248.
- [21] M. I. Gil, *Norm Estimations for Operator Valued Functions and Applications*, Vol. 192. CRC Press, 1995.
- [22] K.L. Kelly, E. Coronado, L.L. Zhao, and G.C. Schatz, The optical properties of metal nanoparticles: The influence of size, shape, and dielectric environment, *J. Phys. Chem. B*, 107 (2003), 668–677.
- [23] S. Link and M.A. El-Sayed, Shape and size dependence of radiative, non-radiative and photothermal properties of gold nanocrystals, *Int. Rev. Phys. Chem.*, 19 (2000), 409–453.
- [24] I.D. Mayergoyz, D.R. Fredkin, and Z. Zhang, Electrostatic (plasmon) resonances in nanoparticles, *Phys. Rev. B*, 72 (2005), 155412.
- [25] O.D. Miller, C.W. Hsu, M.T.H. Reid, W. Qiu, B.G. DeLacy, J.D. Joannopoulos, M. Soljacić, and S. G. Johnson, Fundamental limits to extinction by metallic nanoparticles, *Phys. Rev. Lett.*, 112 (2014), 123903.
- [26] M. Minnaert, On musical air-bubbles and the sounds of running water. *The London, Edinburgh, Dublin Philos. Mag. and J. of Sci.*, 16 (1933), 235–248.
- [27] D. Sarid and W. A. Challener, *Modern Introduction to Surface Plasmons: Theory, Mathematical Modeling, and Applications*, Cambridge University Press, New York, 2010.
- [28] L.B. Scaffardi and J.O. Tocho, Size dependence of refractive index of gold nanoparticles, *Nanotech.*, 17 (2006), 1309–1315.
- [29] J. Yang, H. Giessen, and P. Lalanne, Simple analytical expression for the peak-frequency shifts of plasmonic resonances for sensing, *Nano Lett.*, 15 (2015), 3439–3444.
- [30] J. N. Anker, W. P. Hall, O. Lyandres, N. C. Shah, J. Zhao, and R. P. Van Duyne, Biosensing with plasmonic nanosensors, *Nature material*, 7 (2008), 442–453.