

Prestack deconvolution revisited

Jagmeet Singh

Regional Computer Centre, ONGC Ltd, Vadodara, India

March 11, 2022

Abstract

While in the case of zero offset data with horizontal beds, it is clear that the recorded trace is a convolution of the wavelet and reflectivity series, the situation in the case of nonzero offset is complicated by the fact that the direction of the incident ray is not vertical, the natural direction in which the reflectivity series is measured. Apart from a simple and known consequence that the periodicity of multiples, and thereby the validity of predictive deconvolution is lost at nonzero offsets, an important consequence that has been ignored is that very idea of the trace as a convolution of the wavelet and reflectivity gets 'limited' at nonzero offset. Moreover, the terms participating in this limited convolution or 'amalgam of amplitudes' arise from wavelets along different rays getting reflected at different reflectors, resulting in a different 'degree of convolution' across a gather and down a trace. We also examine tau-p deconvolution critically, which relies on the assumption that the slant stack represents a convolution of zero offset reflectivity at a particular p and the wavelet. We find this assumption to be wrong.

Introduction

While in the case of zero offset data with horizontal beds, it is clear that the recorded trace is a convolution, say $w_1 R_3 + w_2 R_2 + w_3 R_1$, where w and R with their indices represent the wavelet and reflectivity series at different times [1], the situation in the case of finite offset is not so simple. For

finite offset, the direction of the incident ray is not vertical, the direction along which one normally measures the reflectivity series. A question that arises naturally is:- 'what is the direction along which time/reflectivity series is measured-is it the slant direction along the incident ray or the vertical direction?'. We examine this question as well the effect of the two directions involved on the convolution itself. Origin of time clearly has to be the moment of initiation of blast.

In the section below namely *Different Ray Paths* , we examine the situation from two different standpoints *i*) a single ray emanating from a source hitting different reflectors at different CMP's and *ii*) multiple rays maintaining the same CMP. We restrict ourselves to the case of horizontal reflectors in this paper. We shall examine whether the idea of convolution survives or not—whether we have to think in terms of convolution or consider the recorded amplitude at a particular time as just an 'amalgam' of amplitudes reflected from nearby reflectors. We need to introduce the idea of 'degree of convolution', which varies from trace to trace (i.e. with offset) and with time in a particular trace. This leads to the conclusion that a single deconvolution operator can not deconvolve an entire trace, and also that gather level deconvolution (e.g. shot deconvolution) is not meaningful. In the next section, we take a critical look at nonzero offset predictive deconvolution and highlight its known limitations. A section looking critically at the idea of τ - p deconvolution then follows. Deconvolution in this domain is based on the premise that a p trace is convolution of the wavelet and reflectivity in zero offset time at the particular p . We find this assumption to be wrong. Finally, we draw the main ideas of the paper in the last section *Conclusions*.

Different ray paths

As discussed above, a slant incident ray meets the series of reflection coefficients in the slant direction, whereas the series itself is defined in the vertical direction. Figure 1 shows a single ray path that meets different reflection coefficients R_1, R_2 and R_3 at different times along the slant path. When we write $h(t) = w(t) * R(t)$, what is the origin of time for the three quantities involved? Obviously, all the three quantities must refer to the same origin of time—the moment of origin of blast. Even the reflectivity series has to be measured/sampled along the slant direction i.e. the ray direction. If one assumes that the reflectivity series is the series of reflection coefficients

measured in the vertical direction, the convolution does not stand. In figure 1 , the difference in times between w_1 and w_2 (in the convolution sum $w_1 R_3 + w_2 R_2 + w_3 R_1$) must match the difference in times between R_3 and R_2 which happens when time axis for w and R is the same. If we insist on defining reflectivity in the vertical direction independent of the direction of the incident ray,the resulting 'amalgam of amplitudes' is something like

$$h(t) = \int_{-\infty}^{\infty} w(\tau) R((t - \tau) \sin \theta) d\tau \quad (1)$$

where θ is the angle between the incident ray and the horizontal.This is clearly not a convolution– only when θ is 90° i.e. the case of normal incidence, convolution is restored.A simple solution then is to redefine reflectivity series as the one sampled along the slant direction of the incident ray itself rather than the vertical direction.However, as shown in Figure 1 below, we find that the reflections ($w_1 R_3, w_2 R_2, w_3 R_1$)that would normally be received at a single receiver (in the case of zero offset), are received at different receivers. So, the reflected amplitudes that were supposed to exist in the convolution sum at a single location are in fact being received at different receivers. A possible solution to restore the convolution could be to simply add across the traces at R_1, R_2 and R_3 i.e. a kind of local stack.But why generate a convolution when it's not there in the first place.

Let us now look at the picture from another angle. Instead of looking at a single incident ray, let us examine what is received at a single receiver from a source (Figure 2). The source S is reflected at the three reflectors shown to produce virtual sources S''', S'' and S' . Three ray-paths result corresponding to different depths but the same CMP. Can such a trace be looked upon as a convolution between the wavelet and the reflection coefficient series? The important difference here is that there are multiple ray paths involved. In the case discussed above, reflectivity series was measured along a single ray, whereas, in this case, it is being measured along different rays.It is indeed a problem that there is no single direction along which reflectivity is measured.However,whatever may be the awkward direction-changing sequence of reflection coefficients,we may still call it as a 'convolution'(limited convolution) between the wavelet and the reflection field(field of reflection coefficients) as measured from the source point.Since time differences between two oblique rays in Figure 2(different from the time differences between corresponding vertical rays) must match time differences between the wavelets at the two locations, there will be a different set of terms in the convolution

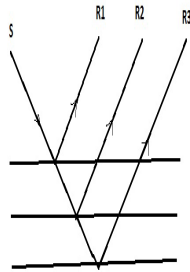


Figure 1: A single ray path getting reflected and received at multiple receivers

sum.

We shall see below that we need to introduce the idea of 'degree of convolution' which in the slant case is different from that in the vertical case. For a single trace recorded at a receiver, the angle changes with depth and the terms participating in the convolution also change i.e. shallow reflectors may be more convolved than the deeper ones. As we go deeper and deeper, we go closer to the vertical case.

To quantify the two dimensional nature of the problem (case of slant rays), we write the argument of the wavelet as $(t - r/c)$ (instead of t) where

$$r = |\vec{r}|$$

is the distance traveled from the source point to the reflector and c is the wave speed. We define a hypothetical trace $h(t)$, summing over all amplitudes received at the surface from different reflection points \vec{r} at two way time t as

$$h(t) = \int w(t - r/c) R(\vec{r}/c) d(\vec{r}/c), \quad (2)$$

where we have used argument of reflection coefficient as $\frac{\vec{r}}{c}$ instead of \vec{r} to let arguments of both w and R be in time. By $d(\vec{r}/c)$, we mean $r dr d\theta / c^2$ and $R(\vec{r}/c)$ means $R(x/c, z/c)$.

Why we call it hypotheical is because it is never recorded, as it sums over all possible positions $\vec{r} (r \leq ct)$. If the x component of \vec{r} is not fixed, the reflections are received at different receivers. So, in the above equation we need to integrate over z keeping x fixed if we need to find the amplitude received at one receiver i.e.

$$h(t, x) = \int w(t - \frac{\sqrt{x^2 + z^2}}{c}) R(\frac{x}{c}, \frac{z}{c}) dz/c. \quad (3)$$

For the flat reflector case that we are considering, dependence of R on x in the above equation may be dropped. Clearly equation (3) does not represent a convolution. So, what's wrong? The answer is nothing—the recorded trace is not a convolution between the reflectivity *measured in the vertical direction* and the wavelet! There is, however, another way of looking at the problem—the reflector is met when $t=r/c$ and the reflectivity is referred to time t with the origin of time as the moment of initiation of blast. With reflectivity

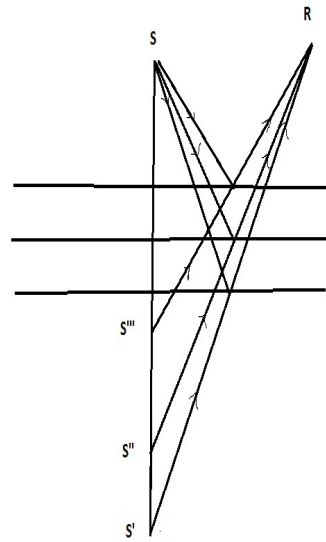


Figure 2: Multiple ray paths getting reflected and received at a single receiver

series defined in two way time r/c , equation((2)), for the case of constant x (single receiver) may be re-written as

$$h(t, x) = \int w(t - \frac{\sqrt{(x^2 + z^2)}}{c}) R(\frac{\sqrt{(x^2 + z^2)}}{c}, x) \frac{z}{c\sqrt{(x^2 + z^2)}} dz, \quad (4)$$

where we have written arguments of R as the two way time $\sqrt{(x^2 + z^2)}/c$ as well as position x . We need an additional qualifier x because same time $(\sqrt{(x^2 + z^2)}/c)$ may correspond to two different x (or z). Further, we have used

$$d(r/c) = \frac{z dz}{c\sqrt{(x^2 + z^2)}},$$

valid for the case of constant x . Defining

$$\tau = \frac{\sqrt{(x^2 + z^2)}}{c},$$

we see that the above may be re-written as:

$$h(t, x) = \int w(t - \tau) R(\tau, x) d\tau, \quad (5)$$

which looks like a convolution at least for a constant x . The reflectivity series is sampled differently at different x , so that we need an additional qualifier x in R , even for the case of horizontal reflectors. A question that naturally arises is 'which equation (3) or (4) describes correctly the amplitude recorded at x ?'. Both equations (3) and (4) need a slight modification—both have dimensions of time and need to be normalized. We need to divide (3) by two way vertical time t_0 corresponding to time $t = R/c$ (where R is the distance up to reflector met by wavelet amplitude w_0) i.e. $t = Z/c$, and (4) by two way time t . When we do this, it is easy to see that equations (3) and (4) are essentially the same—they are two ways of looking at the same problem. Although, for a constant x (and flat reflectors), the recorded trace given by (4) is mathematically a convolution of the wavelet and *reflectivity measured in two way time*, we need to understand the limitations of such a definition. There is no unique direction along which the reflectivity (or the field of reflection coefficients) is measured, resulting in dense or sparser sampling at different depths i.e. the degree of convolution varies with depth in a trace.

If we look back at the relation

$$d(r/c) = \frac{zdz}{c\sqrt{(x^2 + z^2)}}$$

or

$$d(r/c) = \frac{dz}{c\sqrt{(1 + x^2/z^2)}}$$

, we see that as we go deeper i.e. z increases, we get closer to the vertical difference dz/c and at shallower z , the difference is lower than dz/c meaning thereby more terms in the convolution, or greater degree of convolution. That is, shallower reflectors are more convolved than the deeper ones in a nonzero offset trace. Though with equation (5), we have managed to give our amalgam of amplitudes, mathematically, the shape of a convolution—we have to understand the limitations of such a definition. With time varying degree of convolution in a trace represented by equations (4),(5), we can not expect a single deconvolution operator to deconvolve the whole trace, and with different reflectivity series across a gather (although R is not a function of x), a single deconvolution operator for the whole gather would be problematic. For example, in the case of surface consistent deconvolution, we expect a single deconvolution operator for a shot gather (other things being equal i.e. identical receivers in identical surface conditions)—this is clearly not right. For single trace deconvolution, another way of looking at the problem is that the whiteness of the reflectivity series is disturbed by the irregular sampling of the reflection series by slant rays—making it difficult to deconvolve the trace.

One may be tempted to think that NMO which maps two way slant time t onto two way vertical time t_0 would solve the problem i.e. restore the 1D convolution suggesting NMO before deconvolution. But the constituents of the amalgam remain the same—it's just that the amalgam $h(t)$ is mapped onto $h(t_0)$. This will not be the same as 1D convolution recorded in the case of zero offset.

What we arrived at intuitively in the two cases described above (Figures 1 and 2) is well encapsulated in the equation above. The equation (3) corresponds perfectly to the case 2 (Figure 2) discussed above. To cover case 1, we need to fix the angle θ in equation (1) so that we get

$$h(t, \theta) = \int w(t - r/c) R(r, \theta) d(r/c), \quad (6)$$

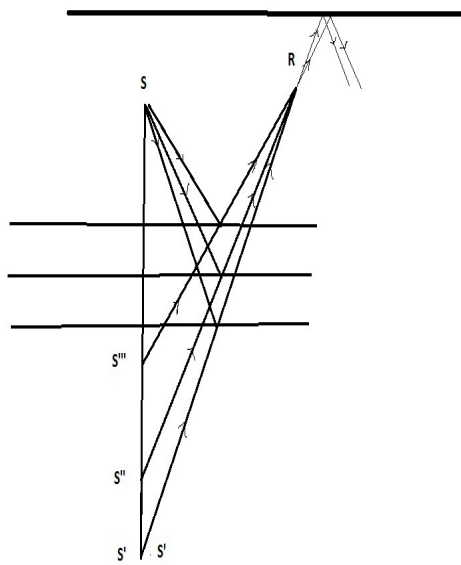
where we have dropped the integration over θ . Note that this sum of amplitudes is also not recorded as its constituents are received on different receivers. We also need to consider the Fresnel zone at the surface in case 1. If the constituents of the amalgam of amplitudes reaching different surface locations fall within the Fresnel zone, we may as well take them to be recorded by a single receiver. However, for the sake of simplicity, we shall assume, here, the Fresnel zone to be small enough, and receivers well separated so as not to consider this case.

Predictive deconvolution

Although the limitations of predictive deconvolution in t - x domain for multiple attenuation at non-zero offsets are well known, for the sake of completeness, we delve a little into the subject, before we move to the $\tau - p$ domain. All predictive deconvolution algorithms available in the seismic industry assume the simple 1D convolution $h(t) = w(t) * R(t)$, and also that there is a predictable part in this convolution (the multiples) which can be subtracted. Now that we agree that what is recorded at a single receiver R is some amalgam of amplitudes arising from reflections from different rays or a convolution in limited sense, the next question that arises is ‘can we retain predictive deconvolution or a similar idea for multiple attenuation?’. Obviously, for predictive deconvolution to work, we need predictability apart from a convolution. We examine predictability here & we shall restrict ourselves to the case of horizontal reflectors. Predictability of the wavelet generally comes from a source of reverberation like the sea surface. Imagine sea surface lying just above source S and receiver R shown in Figure 3 and the first reflector being the water bottom. We see that the periods of the multiple energy corresponding to different rays shown are different and also received at different receivers, so we focus instead on multiple energy received at a particular receiver. We see that multiples received at a particular receiver would be generated from different CDP’s (whereas primary energy is from the same CMP (for the case of horizontal reflectors) and the periods of multiple from different reflectors would be different.

Clearly, predictive deconvolution in the pre-stack case as a multiple attenuator fails. Even if we consider a single trace as a convolution of the wavelet and reflectivity series, the period of multiples is not fixed and predictive deconvolution as a multiple attenuator will not work. So, what is the way

0



0

0

Figure 3: Multiple generation from sea surface

out? In Figure 4, we show rays with same angle recorded at different receivers at different times. Such energy would be difficult to isolate, but would be convolutional. However, multiple energy corresponding to these primaries would be received at different receivers—so we have to reject this idea as well.

We mentioned possible summation across traces while discussing the case of single ray—this reminds one of the slant stack [1]. A plane wave is received by multiple receivers—is the stack along the plane (of the plane wave) a convolution? A beauty about the plane wave is that the period of the multiple is fixed for a particularly directed plane wave i.e. a plane wave with a particular p value. So, in this case, does predictive deconvolution work? We examine this question in the next section.

Slant Stack Relooked

An array of sources with suitable delays is expected to generate a plane wave. Since we have a single source in a shot gather, we simulate a plane wave by introducing the delays in the array of receivers instead. What is however recorded by the receivers is not pure plane waves as they have been altered by the reflectors. A more rigorous interpretation of the case in hand is that of a point source (time harmonic) which is a summation of plane waves via the Sommerfeld-Weyl integral [2]. A real wavelet of finite duration is, of course, however simulated by a superposition of such time harmonic point sources. We assume that the modification of these plane waves by the reflectors is such that the sum over delayed receivers at a given p yields a convolution sum of these plane waves with the reflectors or in other words a convolution of the wavelet and the reflectors in zero offset time, so that a subsequent deconvolution in the $\tau - p$ domain would be justified. However, as the angle of incidence increases, the reflected plane waves are recorded by less and less of the spread of receivers—a limitation that we need to keep in mind. Moreover, even in the case of infinite spread, we need to see mathematically if the slant stack is really a convolution of the wavelet and reflectivity in zero offset time or not. we work it out below. Starting with the definition of trace at a particular x

$$h(t, x) = \int W(t - t') R(t', x) dt', \quad (7)$$

where $t' = \frac{\sqrt{x^2 + z^2}}{c}$. Making the substitution $t = \tau + px$, and summing over x , we get

$$H(p, \tau) = \int W(\tau + px - t') R(t', x) dt' dx, \quad (8)$$




Figure 4: Rays with same angle

Introducing

$$W(t) = \int W(\omega) \exp(i\omega\tau) d\tau, \quad (9)$$

we write equation (8) as

$$H(p, \tau) = \int W(\omega) \exp(i\omega\tau) \exp(i\omega(px - t')) R(t', x) d\omega dx dt', \quad (10)$$

we get

$$H(p, \tau) = \int W(\omega) \exp(i\omega(\tau + px)) R(\omega, x) dx d\omega, \quad (11)$$

where we have used the identity

$$R(\omega) = \int R(t') \exp(-i\omega t') dt' \quad (12)$$

Note that factors of 2π etc. have been left out as these would cancel out in the use of inverse and forward transforms given by equations (9) and (12). Equation (11) wonderfully describes $\tau - p$ transform as a sum of plane waves with amplitudes as a product of $R(\omega, x)$ and $W(\omega)$ —this is meaningful only when dependence of R on x can be dropped. With a little re-arrangement, we can show that

$$H(\omega, p) = \int W(\omega) R(\omega, x) \exp(ikx) dx \quad (13)$$

or

$$H(\omega, p) = W(\omega) R(\omega, k) = W(\omega) R(\omega, p\omega). \quad (14)$$

The above equation ((14)) falls short of convolution because of different arguments (p and k) on the left and right hand sides. This shows that the slant stack is not a convolution of the wavelet and reflectivity in zero offset time as is commonly believed, rendering the idea of $\tau - p$ deconvolution to recover the reflectivity series to be incorrect. But at least, the second condition (discussed above) for predictive deconvolution namely periodicity of multiples for a particular p is met, so $\tau - p$ predictive deconvolution for multiple attenuation, though not strictly correct, is more meaningful than predictive deconvolution in $x - t$ domain.

Conclusions

Although there is nothing wrong with deconvolution of a zero offset trace, one needs to be very careful while extending the idea to the case of nonzero offset,

where the reflection coefficient series becomes a function of both time and offset, even for the case of horizontal reflectors. Gather level deconvolution i.e. a single deconvolution operator for a gather is not meaningful, and even for a single trace, a single deconvolution operator can not deconvolve an entire trace. Predictive deconvolution in t-x domain as a multiple attenuator is also not meaningful. We have also examined the slant stack critically, and found that deconvolution in this domain as a tool to recover the reflection coefficient series $R(t)$ is not meaningful. But since multiples are periodic in this domain, predictive deconvolution may still be tried as a statistical tool for multiple attenuation.

References

- [1] O. Yilmaz. *Seismic Data Analysis, 2nd edition*. Society of Exploration Geophysicists, 2001.
- [2] M. Tygel and P. Hubral. Transient representation of the Sommerfeld-Weyl integral with application to the point source response from a planar acoustic interface. *Geophysics*, 49(09):1495–1505, 1984.