

# Calculations of electronic properties and vibrational parameters of alkaline-earth lithides: $\text{MgLi}^+$ and $\text{CaLi}^+$

Renu Bala,<sup>1,\*</sup> H. S. Nataraj,<sup>1</sup> Minori Abe,<sup>2</sup> and Masatoshi Kajita<sup>3</sup>

<sup>1</sup>*Department of Physics, Indian Institute of Technology Roorkee, Roorkee - 247667, India*

<sup>2</sup>*Department of Chemistry, Tokyo Metropolitan University,  
1-1 Minami-Osawa, Hachioji, Tokyo 192-0397, Japan*

<sup>3</sup>*National Institute of Information and Communication Technology,  
Nukui-Kitamachi, Koganei, Tokyo 184-795, Japan*

The  $^1\Sigma^+$  electronic ground states of  $\text{MgLi}^+$  and  $\text{CaLi}^+$  molecular ions are investigated for their spectroscopic constants and properties such as the dipole- and quadrupole moments, and static dipole polarizabilities. The quadrupole moments and the static dipole polarizabilities for these ions have been calculated and reported here, for the first time. The maximum possible error bars, arising due to the finite basis set and the exclusion of higher correlation effects beyond partial triples, are quoted for reliability. Further, the adiabatic effects such as diagonal Born-Oppenheimer corrections are also calculated for these molecules. The vibrational energies, the wavefunctions, and the relevant vibrational parameters are obtained by solving the vibrational Schrödinger equation using the potential energy curve and the permanent dipole moment curve of the molecular electronic ground state. Thereafter, spontaneous and black-body radiation induced transition rates are calculated to obtain the lifetimes of the vibrational states. The lifetime of rovibronic ground state for  $\text{MgLi}^+$ , at room temperature, is found to be 2.81 s and for  $\text{CaLi}^+$  it is 3.19 s. It has been observed that the lifetime of the highly excited vibrational state is several times larger than (comparable to) that of the vibrational ground state of  $\text{MgLi}^+$  ( $\text{CaLi}^+$ ). In addition, a few low-lying electronic excited states of  $\Sigma$  and  $\Pi$  symmetries have been investigated for their electronic and vibrational properties, using EOM-CCSD method together with the QZ basis sets.

Keywords: Potential energy curves, diatomic constants, dipole moment, quadrupole moment, dipole polarizability, transition dipole moment, lifetime, vibrational spectroscopy,  $\text{MgLi}^+$ ,  $\text{CaLi}^+$ .

## I. INTRODUCTION

The diatomic molecules containing alkaline-earth elements have been studied extensively for over decades and yet, they continue to attract the attention of both experimentalists and theorists alike even today. Some of the alkaline-earth-monofluorides ( $\text{XF}$ ) have been laser cooled and trapped [1–7] for various applications such as for the study of fundamental symmetry violating effects [8–13]. The alkaline-earth-monohydrides (both  $\text{XH}$  and  $\text{XH}^+$ ) have been observed in several astrophysical atmospheres such as solar, stellar, cometary and interstellar medium [14–18]. They have been studied both theoretically [19–25] and experimentally [26–28]. The  $\text{BeH}$  molecules are considered for the molecular diagnostics of the fusion plasmas such as the one used in International Thermonuclear Fusion Reactor, ITER [20, 29, 30]. Further,  $\text{MgH}^+$ ,  $\text{CaH}^+$ , and  $\text{SrH}^+$  have been proposed for the tests of temporal variation in the fundamental physical constants such as the ratio of proton to electron mass ( $m_p/m_e$ ) [31].

The diatomic molecules containing alkali-alkaline-earth-metals ( $\text{XY}$ ;  $\text{Y} = \text{Li}, \text{Na}, \text{K}, \text{Rb}, \text{Cs}$ ) have strong long-range interactions owing to their large dipole moments [32, 33]. Their spectroscopic constants and molecular properties have been investigated by several research

groups [32, 34–37]. Both  $\text{CaLi}$  and  $\text{SrLi}$  molecules have also been proposed for the study of  $m_p/m_e$  [38]. To observe the ultracold atom-ion interactions, the elastic collisions between laser-cooled fermionic lithium atoms and calcium ions have been studied by Haze *et al.* [39]. The long lifetimes of the highly excited vibrational states in  $\text{LiBe}^+$ ,  $\text{LiMg}^+$ ,  $\text{NaBe}^+$ , and  $\text{NaMg}^+$  enable these molecules for being used in ultracold experiments [40]. The aforementioned reasons call for the accurate theoretical data on the molecules that are considered in this work. This may further be used for predicting the formation of such molecules and to control their internal and external degrees of freedom.

Although there exists some theoretical studies for  $\text{MgLi}^+$  and  $\text{CaLi}^+$ , there is no experimental data available in the literature yet. The spectroscopic constants such as bond length ( $R_e$ ), dissociation energy ( $D_e$ ), and harmonic frequency ( $\omega_e$ ) are calculated for  $\text{MgLi}^+$  using the primitive 6-31G\* basis set together with Hartree-Fock (HF) and Møller-Plesset perturbation method of second-order (MP2) by Pyykkö *et al.* [41]. For the same ion, Boldyrev *et al.* [42] have calculated  $R_e$ ,  $\omega_e$  at MP2 (full) level, and  $D_e$  at many-body perturbation theory of fourth-order (MP4), and quadratic configuration interaction with singles and doubles including perturbative triples (QCISD(T)) level, using 6-311+G\* basis set for the ground state. An *ab initio* study of ground and low lying excited states of  $\text{MgLi}$  and  $\text{MgLi}^+$  have been reported by Gao and Gao [43] using valence full configura-

\* Electronic address: [rbala@ph.iitr.ac.in](mailto:rbala@ph.iitr.ac.in)

tion interaction (FCI) and multi-reference configuration interaction (MRCI) method. The study of spectroscopic constants, potential energy curves (PECs), permanent and transition electric dipole moment curves of ground - and several excited states of  $\text{MgLi}^+$  have been reported by ElOualhazi and Berriche [44] using CIPSI package (configuration interaction by perturbation of a multi-configuration wavefunction selected iteratively). They have used nonempirical pseudopotential approach that considers the  $\text{MgLi}^+$  molecular ion as an effective two electron system moving in the effective potential created by  $\text{Mg}^{2+}$  and  $\text{Li}^+$  core. *Ab initio* calculations for ground state spectroscopic constants, permanent dipole moments (PDMs) and lifetimes of alkali-alkaline-earth cations have been reported by Fedorov *et al.* [40].

The perturbed-stationary-state method has been employed by Kimura *et al.* [45] to charge transfer in  $\text{Li}^+ + \text{Ca}$  collisions and have calculated the diatomic constants for the ground state using pseudo-potential technique and Slater-type orbital basis sets. Russon *et al.* [46] have reported *ab initio* all-electron calculations for  $R_e$ ,  $\omega_e$  and ionization energy of  $X^1\Sigma^+$  state using QCISD(T) and also using complete active space self-consistent-field MRCI with single- and double-excitation (CASSCF-MRCISD) method. Habli *et al.* [33] also have performed full CI calculations for electronic and vibrational properties of ground - and excited states of  $\text{CaLi}^+$  by treating two valence electrons explicitly with core polarization potentials (CPP) approach.

In the current work, we have performed the calculations of PECs, the spectroscopic constants:  $R_e$ ,  $D_e$ ,  $\omega_e$ ,  $\omega_e x_e$ ,  $B_e$  and  $\alpha_e$ , and the molecular properties: dipole moment ( $\mu_z$ ), quadrupole moment ( $\Theta_{zz}$ ), average or isotropic polarizability ( $\bar{\alpha}$ ), polarizability anisotropy ( $\gamma$ ) at molecular equilibrium point, and the  $z$ -component of polarizability at the super-molecular limit, for the ground state of  $\text{MgLi}^+$  and  $\text{CaLi}^+$  ionic systems at different levels of correlation with fully optimized basis sets with an objective of computing the reported results for both the molecular ions at the same level of accuracy. Further, vibrational spectroscopic calculations are performed by solving vibrational Schrödinger equation using PECs and PDM curves. Furthermore, we have extended this work to the lower excited states for both the molecular ions using equation-of-motion CCSD (EOM-CCSD) method. The current work is a sequel to our previous paper on  $\text{BeLi}^+$  [47].

The paper is presented in three other sections: the introduction is followed by a brief description of the methods involved in Section II, the detailed description of the results in Section III and finally the summary of the present work in Section IV.

## II. METHODOLOGY

The electronic structure calculations reported in this work are carried out systematically at different levels

of correlation: self-consistent field (SCF), many-body perturbation theory (MP2), coupled-cluster method with single and double excitations (CCSD) and CCSD with partial triples (CCSD(T)) using CFOUR [48] and DIRAC15 [49] software packages, for non-relativistic and relativistic cases, respectively. The nuclear masses used for Li, Mg and Ca are 7.01600 a.u., 23.98504 a.u., and 39.96259 a.u., respectively. The uncontracted correlation-consistent polarized valence (cc-pV) triple-zeta (TZ) and quadruple-zeta (QZ) basis sets are used [50, 51] together with the  $C_{2v}$  point group symmetry. Despite using such large basis sets, neither the valence orbitals are truncated nor the core electrons are frozen. All the electrons, *viz.* core, valence, and virtual orbitals, are kept active for the calculations of diatomic constants, and molecular properties that are reported in this paper. The center-of-mass of the molecular ion is taken as the origin of the coordinate system. Further, the electronic energies are computed at different internuclear distances ( $R$ ) ranging from 0.4 Å to 30 Å with a step size of 1 Å. Also, around the vicinity of the potential minimum, a small refined step size of 0.001 Å is considered. From the PECs that are plotted, the dissociation energies are calculated as a difference between the energies at equilibrium point and those at a distance of 30 Å. Note that the energy difference between this ceiling distance and that of conventional asymptotic limit of 52 Å or 100 a.u. distance is less than  $0.7 \text{ cm}^{-1}$  for  $\text{MgLi}^+$  and  $1.5 \text{ cm}^{-1}$  for  $\text{CaLi}^+$ .

We have calculated the spectroscopic constants, and molecular properties for the electronic ground state at non-relativistic level using CFOUR program. The basis sets have been taken from the EMSL library [52]. The harmonic frequencies and anharmonic constants are calculated using second-order vibrational perturbation theory adopted in the CFOUR package. By convention, the

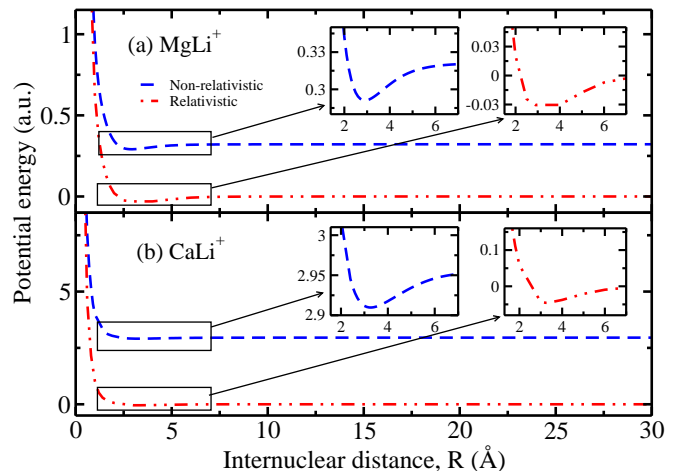


FIG. 1. (colour online) Non-relativistic and relativistic potential energy curves plotted with respect to the relativistic dissociation energy calculated using CCSD(T)/QZ method.

internuclear axis is taken to be along the  $z$ -direction and

TABLE I. The spectroscopic constants for the electronic ground state of MgLi<sup>+</sup> and CaLi<sup>+</sup> at various levels of correlation, computed for the non-relativistic case, and compared with the published results.

Molecule	Method/basis	$R_e$ (a.u.)	$D_e$ (cm <sup>-1</sup> )	$\omega_e$ (cm <sup>-1</sup> )	$\omega_e x_e$ (cm <sup>-1</sup> )	$B_e$ (cm <sup>-1</sup> )	$\alpha_e$ (cm <sup>-1</sup> )
MgLi <sup>+</sup>	SCF/TZ	5.599	6396.1	256.8	2.47	0.3537	0.0048
	MP2/TZ	5.516	6595.9	264.5	2.46	0.3645	0.0049
	CCSD/TZ	5.510	6634.6	265.8	2.49	0.3652	0.0047
	CCSD(T)/TZ	5.509	6641.9	265.7	2.26	0.3655	0.0047
	SCF/QZ	5.599	6409.3	256.6	2.49	0.3537	0.0049
	MP2/QZ	5.501	6659.7	265.8	2.49	0.3665	0.0048
	CCSD/QZ	5.497	6702.2	267.0	2.32	0.3670	0.0047
	<b>CCSD(T)/QZ</b>	<b>5.493</b>	<b>6712.4</b>	<b>267.3</b>	<b>2.30</b>	<b>0.3675</b>	<b>0.0046</b>
	<b>Error bar</b>	<b>±0.02</b>	<b>±80.7</b>	<b>±1.9</b>	<b>±0.06</b>	<b>±0.0025</b>	<b>±0.0002</b>
	CCSDT/cc-pCVQZ [40]	5.476	6658.8	265.9	2.0	–	–
	MRCI/cc-pCVQZ [40]	5.481	6649.2	265.4	2.0	–	–
	HF/6-31 G* [41]	5.629	6264.5	255	–	–	–
	MP2/6-31 G* [41]	5.569	6456.4	262	–	–	–
	MP2(full)/6-311 +G* [42]	5.546	6470.5	261	–	–	–
	MRCI/AV5Z+Q [43]	5.546	6508.9	263.5	2.37	0.3606	–
	MRCI/AV5Z+Q+DK [43]	5.533	6557.3	266.4	2.48	0.3623	–
	MRCI/AVQZ+Q [43]	5.548	6484.7	262.9	2.35	0.3603	–
	MRCI/AVQZ+Q+DK [43]	5.544	6476.6	262.9	2.36	0.3608	–
	FCI/Gaussian [44]	5.47	6575	264.22	2.63	0.372138	–
	SCF/STO-6G [58]	5.633	–	–	–	–	–
CaLi <sup>+</sup>	SCF/TZ	6.329	9734.4	240.2	1.79	0.2518	0.0024
	MP2/TZ	6.178	9328.0	246.6	1.82	0.2643	0.0026
	CCSD/TZ	6.189	9987.6	247.6	1.43	0.2633	0.0024
	CCSD(T)/TZ	6.193	10008.5	245.8	1.60	0.2630	0.0024
	SCF/QZ	6.327	9744.7	240.3	1.67	0.2520	0.0024
	MP2/QZ	6.153	9428.0	246.2	1.68	0.2664	0.0025
	CCSD/QZ	6.172	10083.4	246.8	1.37	0.2648	0.0023
	<b>CCSD(T)/QZ</b>	<b>6.170</b>	<b>10092.9</b>	<b>245.1</b>	<b>1.31</b>	<b>0.2650</b>	<b>0.0023</b>
	<b>Error bar</b>	<b>±0.025</b>	<b>±94</b>	<b>±2.4</b>	<b>±0.23</b>	<b>±0.0022</b>	<b>±0.0001</b>
	FCI/Gaussian [33]	6.120	9973.27	242	–	–	–
	FCI/STO's [45]	6.20	8952.8	235	–	0.263	–
	QCISD(T) [46]	6.274	10012.7	239	–	–	–
	CASSCF-MRCISD [46]	6.272	–	239	–	–	–
	QCISD(T,full) [46]	–	9678.7	–	–	–	–

hence,  $\alpha_{zz} \equiv \alpha_{\parallel}$ . Similarly, on calculating the other two perpendicular components ( $\alpha_{\perp}$ ) of dipole polarizability (i.e.,  $\alpha_{xx}$  and  $\alpha_{yy}$ ), we have obtained the average polarizability,  $\bar{\alpha}$ , and the anisotropic polarizability,  $\gamma$  as,

$$\bar{\alpha} = (\alpha_{\parallel} + 2\alpha_{\perp})/3, \quad \text{and} \quad \gamma = \alpha_{\parallel} - \alpha_{\perp}. \quad (1)$$

The components of the traceless ( $\sum_i \Theta_{ii} = 0$ ) quadrupole moment tensor are given by,

$$\Theta_{ij} = \frac{q}{2} \sum_{i,j} (3r_i r_j - r^2 \delta_{ij}). \quad (2)$$

Further, for diatomic molecules we have  $\Theta_{xx} = \Theta_{yy}$ , and hence, we can write,

$$\Theta_{zz} = -2\Theta_{xx}. \quad (3)$$

Using the PECs shown in Figure 1 and PDM curves shown in Figure 2, we have solved the vibrational

Schrödinger equation using Le Roy's LEVEL16 program [53] and obtained the vibrational parameters *viz.* wavefunctions, energy levels ( $E_v$ ), transition dipole moments (TDMs) between different vibrational states, and vibrationally coupled rotational constants ( $B_v$ ). An appropriate step size required for numerical calculations of these parameters is estimated using equation (3) of Ref. [53] and cubic spline fitting is used for interpolation. Further, the vibrational energy differences and TDM values between the vibrational states are used to calculate the spontaneous and black-body radiation- (BBR-) induced transition rates at the surrounding temperature,

*viz.*  $T = 300$  K as [54],

$$\Gamma_{v,J}^{spon} = \sum_{v'',J''} \Gamma^{emis}(v, J \rightarrow v'', J''), \quad (4)$$

$$\begin{aligned} \Gamma_{v,J}^{BBR} &= \sum_{v'',J''} \bar{n}(\omega) \Gamma^{emis}(v, J \rightarrow v'', J'') \\ &+ \sum_{v',J'} \bar{n}(\omega) \Gamma^{abs}(v, J \rightarrow v', J'), \end{aligned} \quad (5)$$

where the indices  $(v'', J'')$  and  $(v', J')$  denote the rovibrational states, within the same electronic state, whose energies are, respectively, lower and higher than that of  $(v, J)$  level. The average number of photons  $\bar{n}(\omega)$  in a single mode at frequency  $\omega$  is given by the relation,

$$\bar{n}(\omega) = \frac{1}{\exp(\hbar\omega/k_B T) - 1}, \quad (6)$$

where  $\hbar\omega = |E_{v,J} - E_{\tilde{v},\tilde{J}}|$  is the energy difference between the two rovibrational levels involved, where  $(\tilde{v}, \tilde{J})$  is  $(v'', J'')$  for emission, while  $(v', J')$  for absorption, and  $k_B$  is the Boltzmann constant. The emission and absorption rates are calculated using the equation,

$$\Gamma(v, J \rightarrow \tilde{v}, \tilde{J}) = \frac{8\pi}{3\epsilon_0} \frac{1}{\hbar c^3} \omega^3 (TDM_{v,J \rightarrow \tilde{v},\tilde{J}})^2. \quad (7)$$

Finally, the lifetime ( $\tau$ ) of the rovibrational state is obtained as,

$$\tau = \frac{1}{\Gamma^{total}}; \quad \text{where, } \Gamma^{total} = \Gamma^{spon} + \Gamma^{BBR}. \quad (8)$$

Further, electronic energies of the low-lying excited states are calculated, by keeping all occupied and virtual orbitals as active, using EOM-CCSD method implemented in CFOUR program taking the QZ basis set. The spectroscopic constants are obtained using VIBROT program available in MOLCAS package [55]. Furthermore, the vibrational parameters for the excited states are computed using LEVEL16 program.

The relativistic calculations for the ground state molecular constants are carried out using DIRAC15 software package. After generating the reference state using SCF method, the energy calculations at MP2, CCSD and CCSD(T) level are carried out using RELCCSD module. The Dirac-Coulomb Hamiltonian is used with the approximation proposed by Visscher [56] in which contribution from the (SS|SS) integrals is replaced by an interatomic (SS|SS) correction. The diatomic constants are calculated using VIBROT program.

Errors in our calculation may come from two sources: one, from the choice of the basis set - particularly its size, and the other, from the higher-order terms in the CC expansion that are neglected in the present work. The error due to the former source ( $\Delta_1$ ) is not expected to be larger than the difference between the TZ and the QZ results, and yet, we have taken this entire difference as the maximum possible error. Since the contribution

from the correlation effects converges with the higher hierarchy of correlation levels, the error ( $\Delta_2$ ) due to this source is not expected to be larger than the difference, *viz.*, CCSD(T) - CCSD. With this, the final value of the calculated property ( $P$ ) can be quoted as,

$$P_{final} = P_{CCSD(T)@QZ} \pm |\Delta_1| \pm |\Delta_2|, \quad (9)$$

where  $P_{CCSD(T)@QZ}$  is the result of the property of interest calculated using QZ basis set at the CCSD(T) level of approximation.

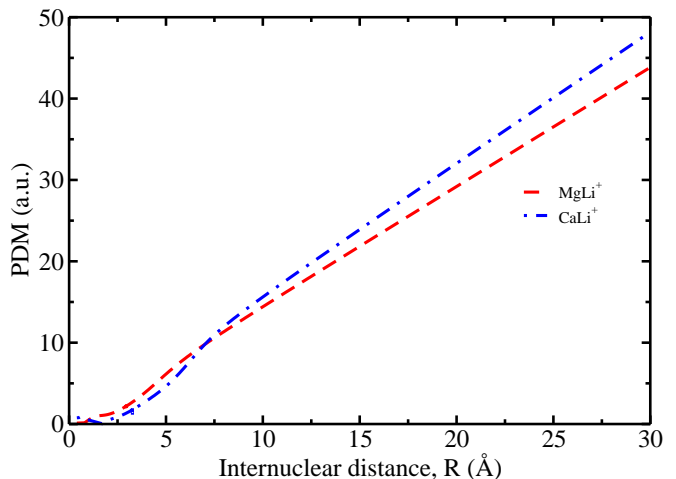


FIG. 2. (colour online) Permanent dipole moment curve for the ground state of  $\text{MgLi}^+$  and  $\text{CaLi}^+$  using CCSD(T)/QZ method.

### III. RESULTS AND DISCUSSION

#### A. Ground state spectroscopic constants and molecular properties

It has to be noted that the atomic units for distance (1 a.u. = 0.52917721 Å) and dipole moment (1 a.u. = 2.54174691 D) are used, unless otherwise mentioned, throughout the paper. The ground state PECs of  $\text{MgLi}^+$  and  $\text{CaLi}^+$  molecular ions are shown in Figure 1. The dissociation energy calculated in the relativistic case is considered as reference with respect to which the potential energies calculated at different internuclear distances, both in relativistic and non-relativistic cases, are plotted. These PECs reflect the well known fact that the relativistic energy levels are lower than their non-relativistic counterparts. The computed results of the spectroscopic constants at the non-relativistic level are compared with the available results in the literature in Table I and their relativistic variants are shown in Table II. The relativistic contributions to the spectroscopic constants:  $R_e$ ,  $D_e$ , and  $\omega_e$  are smaller than the error bars quoted in Table I. In order to understand whether

TABLE II. The computed spectroscopic constants for the electronic ground state of  $\text{MgLi}^+$  and  $\text{CaLi}^+$  at different levels of correlation, in the relativistic case.

Molecule	Method/basis	$R_e$ (a.u.)	$D_e$ ( $\text{cm}^{-1}$ )	$\omega_e$ ( $\text{cm}^{-1}$ )	$\omega_e x_e$ ( $\text{cm}^{-1}$ )	$B_e$ ( $\text{cm}^{-1}$ )	$\alpha_e$ ( $\text{cm}^{-1}$ )
$\text{MgLi}^+$	SCF/TZ	5.597	6377.6	254	2.25	0.3484	0.0036
	MP2/TZ	5.513	6579.2	261.7	2.17	0.3569	0.0031
	CCSD/TZ	5.508	6618.7	264.1	2.11	0.3580	0.0029
	CCSD(T)/TZ	5.505	6625.9	263.4	2.03	0.3593	0.0031
	SCF/QZ	5.595	6391.3	254.5	2.29	0.3495	0.0038
	MP2/QZ	5.497	6644.5	263.9	2.26	0.3597	0.0033
	CCSD/QZ	5.493	6685.7	266	2.14	0.3624	0.0034
	<b>CCSD(T)/QZ</b>	<b>5.490</b>	<b>6696.1</b>	<b>265.7</b>	<b>2.12</b>	<b>0.3628</b>	<b>0.0034</b>
	<b>Error bar</b>	<b><math>\pm 0.018</math></b>	<b><math>\pm 80.6</math></b>	<b><math>\pm 2.6</math></b>	<b><math>\pm 0.11</math></b>	<b><math>\pm 0.0039</math></b>	<b><math>\pm 0.0003</math></b>
	$\text{CaLi}^+$	SCF/TZ	6.321	9649.0	240.2	1.45	0.2475
MP2/TZ		6.169	9323.9	246.3	1.51	0.2586	0.0018
CCSD/TZ		6.182	9911.2	245.5	1.17	0.2554	0.0013
CCSD(T)/TZ		6.185	9933.8	243.3	1.08	0.2563	0.0014
SCF/QZ		6.321	9661.1	240.7	1.50	0.2488	0.0020
MP2/QZ		6.147	9355.4	246.4	1.52	0.2622	0.0020
CCSD/QZ		6.166	9999.9	245.2	1.18	0.2575	0.0014
<b>CCSD(T)/QZ</b>		<b>6.165</b>	<b>10010.4</b>	<b>243.2</b>	<b>1.11</b>	<b>0.2561</b>	<b>0.0012</b>
<b>Error bar</b>		<b><math>\pm 0.021</math></b>	<b><math>\pm 87.1</math></b>	<b><math>\pm 2.1</math></b>	<b><math>\pm 0.1</math></b>	<b><math>\pm 0.0016</math></b>	<b><math>\pm 0.0004</math></b>

or not our results of the spectroscopic constants are saturated with respect to basis set size, we have performed CCSD(T) calculations using 5Z basis set for both the ions considered in this work. For  $\text{MgLi}^+$ , the calculated results are:  $R_e = 5.452$  a.u.,  $D_e = 6748.39$   $\text{cm}^{-1}$ ,  $\omega_e = 268.8$   $\text{cm}^{-1}$ ,  $\omega_e x_e = 2.25$   $\text{cm}^{-1}$ ,  $B_e = 0.3731$   $\text{cm}^{-1}$  and  $\alpha_e = 0.0052$   $\text{cm}^{-1}$ , while for  $\text{CaLi}^+$ :  $R_e = 6.142$  a.u.,  $D_e = 10134.28$   $\text{cm}^{-1}$ ,  $\omega_e = 246.96$   $\text{cm}^{-1}$ ,  $\omega_e x_e = 1.48$   $\text{cm}^{-1}$ ,  $B_e = 0.2674$   $\text{cm}^{-1}$ , and  $\alpha_e = 0.0025$   $\text{cm}^{-1}$ . Further, to estimate the higher - order correlation effects beyond CCSD(T)/QZ, we have calculated the diatomic constants using the CCSD with full triples, *viz.* CCSDT/QZ method. From the comparison of these two sets of results, we infer that the contribution of the missing triples in CCSD(T) method is negligible, at least up to the accuracies that we have reported here, for the diatomic constants  $R_e$ ,  $B_e$  and  $\alpha_e$  for both the molecular ions. However,  $D_e$  increases by 4.91  $\text{cm}^{-1}$  and 27.61  $\text{cm}^{-1}$ , while  $\omega_e$  decreases by 0.02  $\text{cm}^{-1}$  and 0.24  $\text{cm}^{-1}$ , for  $\text{MgLi}^+$  and  $\text{CaLi}^+$ , respectively. In addition, the value of anharmonic constant changes by -0.22  $\text{cm}^{-1}$  for  $\text{MgLi}^+$  and 0.17  $\text{cm}^{-1}$  for  $\text{CaLi}^+$ . Except  $\omega_e x_e$  for  $\text{MgLi}^+$ , the contributions of the non-leading order triples to CCSD(T) are well within the error bars that are reported in Table I. From these two additional calculations; one using CCSD(T)/5Z and the other using CCSDT/QZ, we infer that our results reported in Table I are more saturated with respect to correlation effects than the basis set size effects. For achieving better accuracies, as a trade-off to higher-order correlation effects, one may need to consider either the basis sets larger than 5Z or one may extrapolate the results to complete basis set limit. The diagonal Born-Oppenheimer correction (DBOC) is

calculated for both the ions at the CCSD level of theory in conjunction with the QZ basis sets. In the vicinity of the equilibrium geometry, the DBOC is found to be 1001.32  $\text{cm}^{-1}$  and 1823.36  $\text{cm}^{-1}$  for  $\text{MgLi}^+$  and  $\text{CaLi}^+$ , respectively. Although the magnitude of DBOC is significant, its inclusion to PEC does not seem to affect  $R_e$ . However, it lowers  $D_e$  of  $\text{MgLi}^+$  by 0.65  $\text{cm}^{-1}$  and  $D_e$  of  $\text{CaLi}^+$  by 1.35  $\text{cm}^{-1}$ . Thus, it is very small when compared to the error bars quoted on  $D_e$  in Table I and Table II.

We have calculated several molecular properties such as the electric dipole moments, quadrupole moments and static dipole polarizabilities, however, all at non-relativistic level. These results are tabulated in Table III. The parallel-component of the dipole polarizability at super-molecular limit, *i.e.* at a bond distance of 100 a.u., denoted as  $\alpha_{100}$ , is also reported in the last column of Table III. With the convention that the direction of interatomic axis is considered from the heavier element to the lighter one, we obtain the dipole moment for the ground state of  $\text{MgLi}^+$  and  $\text{CaLi}^+$  at the equilibrium point and the absolute values of the results are reported. The behaviour of PDM as a function of bond distance  $R$ , observed with CCSD(T)/QZ method, for both the molecular ions is shown in Figure 2. Our results calculated at the equilibrium point are compared directly with those available in the literature and with those extracted from the dipole moment curves in the case of non-availability of these values. As the calculated values of PDM are fairly large, these ions might be useful for the study of long range dipole-dipole interactions.

The  $R$ -variation of quadrupole moment and components of dipole polarizability for both the molecular

TABLE III. The dipole- and traceless quadrupole moments together with the components of static dipole polarizabilities at the molecular equilibrium point and the latter at super molecular limit for the ground state of  $\text{MgLi}^+$  and  $\text{CaLi}^+$ . The results are quoted in atomic units.

Molecule	Method/basis	$\mu_z$	$\Theta_{zz}$	$\alpha_{\parallel}$	$\alpha_{\perp}$	$\bar{\alpha}$	$\gamma$	$\alpha_{100}$
$\text{MgLi}^+$	SCF/TZ	2.086	20.045	84.464	61.236	68.979	23.228	81.386
	MP2/TZ	2.112	19.308	79.383	57.217	64.606	22.165	73.387
	CCSD/TZ	2.139	19.165	78.408	57.216	64.280	21.192	72.273
	CCSD(T)/TZ	2.146	19.122	78.145	56.975	64.032	21.170	71.823
	SCF/QZ	2.085	20.041	84.485	61.339	69.054	23.146	81.544
	MP2/QZ	2.103	19.214	78.642	57.128	64.299	21.514	73.652
	CCSD/QZ	2.129	19.075	77.885	57.151	64.062	20.734	72.938
	<b>CCSD(T)/QZ</b>	<b>2.135</b>	<b>19.017</b>	<b>77.533</b>	<b>56.863</b>	<b>63.753</b>	<b>20.669</b>	<b>72.462</b>
	<b>Error bar</b>	<b><math>\pm 0.017</math></b>	<b><math>\pm 0.163</math></b>	—	—	<b><math>\pm 0.588</math></b>	<b><math>\pm 0.566</math></b>	<b><math>\pm 1.115</math></b>
	CCSDT/cc-pCVQZ [40]	2.140	—	—	—	—	—	—
MRCI/cc-pCVQZ [40]	2.140	—	—	—	—	—	—	
MRCI/AV5Z+Q+3DK [43]	2.126	—	—	—	—	—	—	
FCI/Gaussian [44]	3.075	—	—	—	—	—	—	
$\text{CaLi}^+$	SCF/TZ	1.441	24.140	181.719	117.212	138.714	64.507	185.046
	MP2/TZ	1.827	23.401	165.102	102.065	123.077	63.037	144.279
	CCSD/TZ	1.695	23.344	163.684	108.221	126.708	55.463	163.853
	CCSD(T)/TZ	1.751	23.328	161.008	107.309	125.209	53.700	161.862
	SCF/QZ	1.439	24.121	181.668	117.329	138.776	64.339	185.461
	MP2/QZ	1.814	23.182	162.911	101.711	122.111	61.199	143.741
	CCSD/QZ	1.685	23.157	162.699	107.947	126.198	54.752	163.386
	<b>CCSD(T)/QZ</b>	<b>1.748</b>	<b>23.120</b>	<b>159.409</b>	<b>106.738</b>	<b>124.295</b>	<b>52.671</b>	<b>160.812</b>
	<b>Error bar</b>	<b><math>\pm 0.066</math></b>	<b><math>\pm 0.245</math></b>	—	—	<b><math>\pm 2.817</math></b>	<b><math>\pm 3.11</math></b>	<b><math>\pm 3.624</math></b>
	FCI/Gaussian [33]	2.713	—	—	—	—	—	—

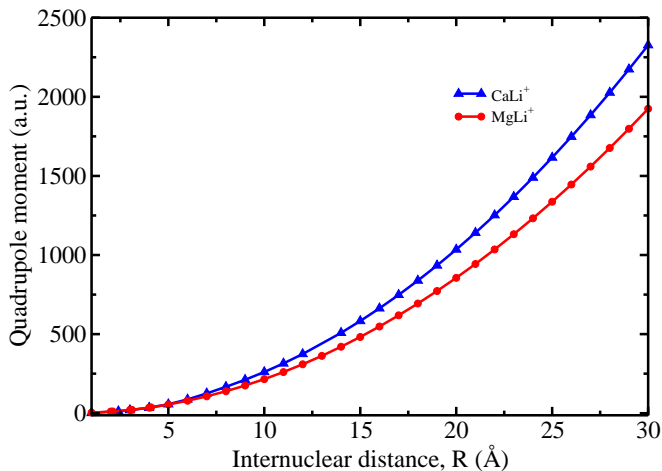


FIG. 3. (colour online) Quadrupole moment curve for the ground state of  $\text{MgLi}^+$  and  $\text{CaLi}^+$  using CCSD(T)/QZ method.

cations is shown in Figure 3 and Figure 4, respectively. The behaviour of quadrupole moment and dipole polarizability curve is similar to that observed for  $\text{BeLi}^+$  ion in Ref. [47]. Our recommended values of the results obtained at the highest level of correlation, i.e., CCSD(T) and with the largest basis sets, i.e., QZ, are highlighted, together with the error bars, in bold fonts at the bot-

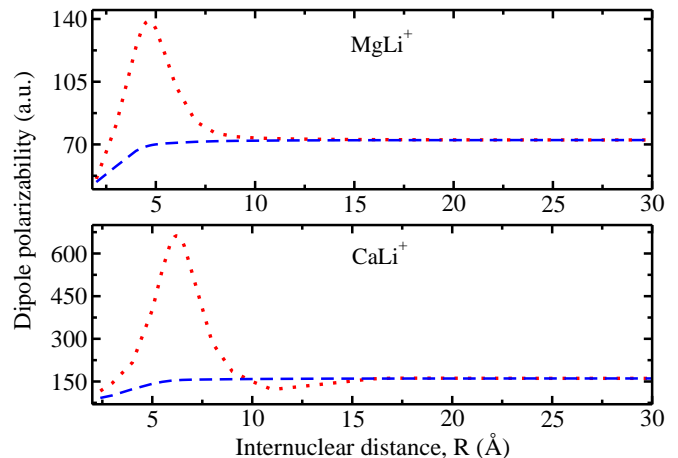


FIG. 4. (colour online) Parallel (red dotted line) and perpendicular (blue dashed line) components of dipole polarizability using CCSD(T)/QZ method.

tom of Table III and they could serve as benchmarks for other calculations in future and also they may be useful for experimentalists who would consider working on these molecular systems in future. The results of quadrupole moments and electric dipole polarizabilities for these molecular ions are not available in the literature, to the best of our knowledge, to compare with.

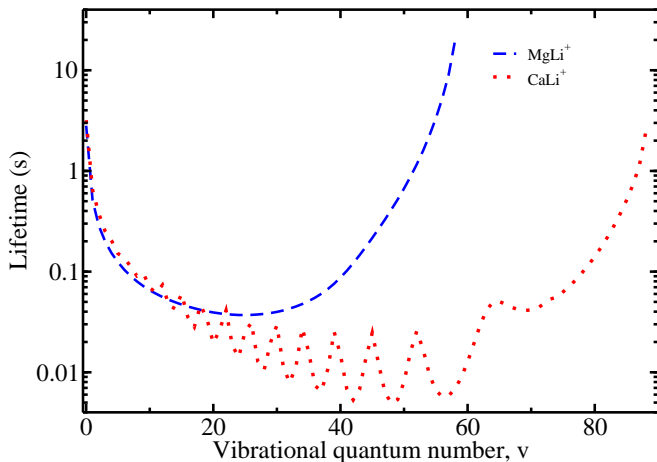


FIG. 5. (colour online) Lifetimes of the vibrational states (with  $J = 0$ ) of the electronic ground state at  $T = 300\text{K}$ .

We have also investigated the effect of adding diffuse functions, on the results of molecular properties by considering singly augmented QZ basis sets together with the CCSD(T) method. The corresponding results for  $\text{MgLi}^+$  ( $\text{CaLi}^+$ ) are:  $\mu_e = 2.135(1.749)$  a.u.,  $\Theta_{zz} = 19.015(23.134)$  a.u.,  $\bar{\alpha} = 63.795(124.404)$  a.u.,  $\alpha_{\perp} = 20.581(52.550)$  a.u., and  $\alpha_{100} = 73.099(160.882)$  a.u. It is thus observed that the contribution of diffuse functions to the dipole-, quadrupole- moments and polarizabilities is well within the error bars quoted on these properties in Table III.

In order to determine the molecular products to which the ground state of  $\text{MgLi}^+$  and  $\text{CaLi}^+$  dissociate into, at asymptotic limits, we have calculated the first ionization energies by taking the difference between the energies of neutral and singly charged molecules at 100 a.u. bond distance. The first ionization energy of both  $\text{MgLi}$  and  $\text{CaLi}$  molecules is the same, *viz.*  $43437.6\text{ cm}^{-1}$ , and it matches well with the value of ionisation energy of Li atom ( $43487.1\text{ cm}^{-1}$ ), reported in NIST database [57] to within 0.11%. Hence, we realize that the ground state of these ions will dissociate to  $\text{X}(n\text{s}^2) + \text{Li}^+$  with  $n=3$  for Mg and 4 for Ca. On solving the vibrational Schrödinger equation using PEC and PDM curve obtained at CCSD(T)/QZ level, we have obtained 59 and 89 vibrational states for  $\text{MgLi}^+$ , and  $\text{CaLi}^+$ , respectively. The energy separation between the last two vibrational levels in both cases is less than  $0.3\text{ cm}^{-1}$ . The relative vibrational energies, rotational constants and TDMs between different vibrational states for the electronic ground state of  $\text{MgLi}^+$  and  $\text{CaLi}^+$  are reported in the Supplementary Tables S1 and S2, respectively. The calculated lifetime of the electronic ground state with  $v = 0$  and  $J = 0$  is  $2.81\text{ s}$  for  $\text{MgLi}^+$  and  $3.19\text{ s}$  for  $\text{CaLi}^+$ . The variation of the lifetimes of vibrational states against vibrational quantum number,  $v$  is shown in Figure 5.

In the following subsections, we will discuss the spectroscopic constants and molecular properties for the elec-

tronic state of individual ionic systems considered in this work in detail and compare them with the available calculations.

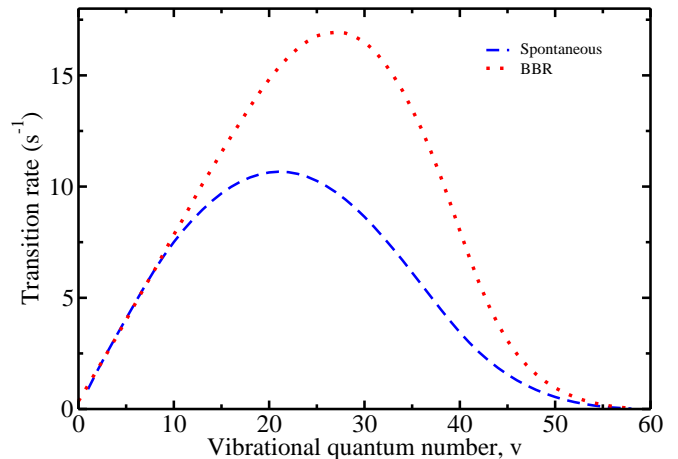


FIG. 6. (colour online) Spontaneous and BBR transition rates for the vibrational levels of  $\text{MgLi}^+$ .

### 1. $\text{MgLi}^+$

The results reported in Refs. [41, 42, 58] for  $R_e$ ,  $D_e$  and  $\omega_e$  at SCF and MP2 levels differ from ours, at the similar level of approximation, by a maximum of about 1.2%, 3%, and 1.8%, respectively, despite the fact that they have used minimal basis sets as against our QZ basis sets which are quite large in comparison. Our recommended value of  $R_e$ , *viz.*  $(5.493 \pm 0.02)$  a.u., as shown in Table I, and the MRCI result quoted in Ref. [43] and also the FCI result of Ref. [44], agree extremely well to within 1%. Similar is the situation for all other diatomic constants which have a maximum difference of 4% to ours, except the anharmonic frequency for which the FCI result is larger than ours by about 14%. Our other results at CCSD(T)/QZ level differ from those reported in Ref. [40] at CCSDT and MRCI level with *cc-pCVQZ* basis set by less than 1%. From the non-relativistic and relativistic calculations shown in Table I and Table II, respectively, we observe that the relativistic terms seem to have the effect of lowering the values of the spectroscopic constants that are reported. The value of  $R_e$  reduces by about 0.05%; the dissociation energy  $D_e$  reduces by about 0.24%, the harmonic frequency  $\omega_e$  decreases by 0.6% and anharmonic constant  $\omega_e x_e$  decreases by 8%. Our value of the dipole moment, given in Table III, of  $\text{MgLi}^+$  at the equilibrium point in its ground state is  $(2.135 \pm 0.017)$  a.u., at the CCSD(T)/QZ level, and this compares well, to within 0.4% and 0.2%, with that of [43] and [40], respectively. However, these results, ours included, differ significantly, by about 44%, from that given in Ref. [44]. The results of quadrupole moment and the static dipole polarizabilities for this ion are also

reported in this work, most likely for the first time. The convergence trend in the correlation contributions may be seen in several molecular properties reported in Table III. With reference to the SCF result, the contribution of the total electron correlations computed at the CCSD(T) level for  $\Theta_{zz}$ ,  $\bar{\alpha}$ , and  $\gamma$  is 5.1%, 7.7% and 10.7%, respectively. Further, we observe that the contribution of leading order triples to the CCSD values of  $\Theta_{zz}$  and  $\gamma$  is  $\sim 0.3\%$ , while for  $\bar{\alpha}$  it is  $\sim 0.5\%$ . The value of polarizability at the super molecular limit in our calculation is equal to 72.462 a.u., with an error bar of  $\pm 1.115$ , a.u. and it compares well with the sum of the atomic polarizabilities,  $\alpha_{Mg} + \alpha_{Li^+} = 71.37 + 0.191 = 71.561$  a.u. [59], at the similar level of approximation.

In this work, we have obtained the maximum number of vibrational states to be 59, whereas, Fedorov *et al.* [40] have reported 54. To analyze this further, we have considered the PEC upto  $R$  ( $= 20 \text{ \AA}$ ), as is done in Ref. [40], and obtained exactly the same number of vibrational states, *viz.* 54 despite the potential depths being different in both cases, the latter being  $\sim 54 \text{ cm}^{-1}$  smaller. As it can also be seen in Ref. [40], the maximum number of vibrational states is the same, though the difference between the dissociation energies calculated using CCSDT/cc-pCVQZ and MRCI/aug-cc-pCV5Z methods is  $18 \text{ cm}^{-1}$ . The relative energy difference between the adjacent vibrational levels in our case is similar to that reported in Ref. [40], and the last difference being  $\sim 2 \text{ cm}^{-1}$  in both cases. However, by using the PEC upto  $30 \text{ \AA}$ , the distance that we have considered as the dissociation limit, we have obtained 57 bound vibrational states, that is, an addition of three vibrational states within the potential energy difference of  $3.15 \text{ cm}^{-1}$ , between  $R = 20 \text{ \AA}$  and  $R = 30 \text{ \AA}$ . The relative energy difference between the last two vibrational states is now reduced to  $0.91 \text{ cm}^{-1}$ , *viz.* between the states  $v = 56$  and  $v = 55$ . On extending the PEC further from  $30 \text{ \AA}$  to  $52 \text{ \AA}$ , the latter being a conventional dissociation limit, we have got two more vibrational states to make the total count to 59. Thus, the difference in the electronic energies of about  $3.83 \text{ cm}^{-1}$  between  $R = 20 \text{ \AA}$  and  $R = 52 \text{ \AA}$  increases the number of states from 54 to 59.

The lifetime of the rovibronic ground state *viz.* 2.81 s, reported in this work agrees well with the result, *viz.* 2.76 s reported in Ref. [40]. The lifetimes of the higher vibrational levels close to dissociation limit are observed to be longer than that of the rovibronic ground state. To analyze this further, we have shown the variation of spontaneous and BBR transition rates for the vibrational states of  $MgLi^+$  against the vibrational quantum number in Figure 6. The spontaneous and the BBR transition rates increase initially and they reach the peak at  $v = 21$  and at  $v = 27$ , respectively. Thereafter, both the transition rates begin to decline. As the lifetime is the reciprocal of total transition rate, the lifetimes of the vibrational levels decrease upto  $v = 25$  and then they begin to increase. For  $v = 58$ , the lifetime reaches the highest value of 19.3 s, which is about seven times larger

than the lifetime of  $v = 0$  state. For both BBR-induced and spontaneous transition rates, we have observed that the transitions with  $\Delta v = |1|$  are dominant for the lower vibrational levels. However, for intermediate and higher vibrational levels, the fundamental as well as the first few overtones contribute appreciably. The long lifetimes for highly excited vibrational states have also been predicted by Fedorov *et al.* [40] for alkali-alkaline-earth cations and by Zemke *et al.* [60] for neutral KRb molecule.

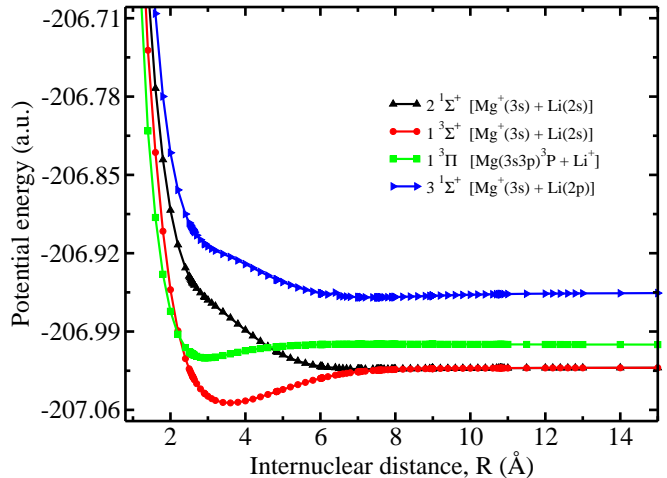


FIG. 7. (colour online) Potential energy curves for the electronic excited states of  $MgLi^+$  using EOM-CCSD/QZ method.

## 2. $CaLi^+$

The results of  $R_e$ ,  $D_e$  and  $\omega_e$  for the ground state of  $CaLi^+$  molecular ion, computed at the equilibrium bond length using QCISD(T) method, reported by Russon *et al.* [46] differ from our CCSD(T) results, shown in Table I, by about -1.7%, 0.8% and 2.5%, respectively. However, their QCISD(T,full) result of  $D_e$  differs from our result by 4.1%. On the other hand, our results for  $R_e$ ,  $D_e$  and  $\omega_e$  agree very well with those of Habli *et al.* [33] with a maximum disagreement being 1.26%. The value of  $D_e = 8952.8 \text{ cm}^{-1}$  reported in [45] is quite small compared to all other published results and it is about 11.3% smaller than our result. However, our value of the rotational constant,  $B_e = (0.265 \pm 0.002) \text{ cm}^{-1}$  agrees nicely with that of [45] where it is quoted as  $0.263 \text{ cm}^{-1}$ . The anharmonic frequencies are not available in the literature for comparison. From Table II, we observe that the relativistic effects, at the CCSD(T)/QZ level, on  $R_e$  is a mere -0.08%, on  $D_e$  and on  $\omega_e$  it is about -0.8%, and on  $\omega_e x_e$  it is about -15%.

The only available result of the dipole moment for  $CaLi^+$  in the literature is by Habli *et al.* [33] which reports its value to be  $\sim 2.713$  a.u. at the equilibrium bond length. This is larger than our CCSD(T) result,



( $1.748 \pm 0.066$ ) a.u. There is no calculation available in the literature, known to our knowledge, which reports the results of quadrupole moment and static dipole polarizabilities for this ion and hence, our results reported in this work are most likely the first. The sum of individual atomic polarizabilities,  $\alpha_{Ca} + \alpha_{Li^+} = 155.9 + 0.191 = 156.091$  a.u. reported in Ref. [59] is very close to our result of polarizability ( $160.812 \pm 3.624$  a.u.) calculated at the super-molecular limit. The correlation contributions due to CCSD and CCSD(T) to SCF, are positive for  $\mu_z$ , while they are negative for the other calculated molecular properties, similar to the trends observed in the case of  $MgLi^+$ .

The computed lifetime of the rovibronic ground state of  $CaLi^+$ , at room temperature, is found to be 3.19 s. There is no other data available in the literature for comparison. From Figure 5, we observe that the nature of the curve showing the lifetime of vibrational states of  $CaLi^+$  against  $v$  is similar to the case of  $MgLi^+$ . The lifetime for the highest vibrationally excited state is found to be 2.38 s, which is close to the value of the lifetime of the vibrational ground state. The behaviour of the BBR transition rate with  $v$  is analogous to that observed for  $MgLi^+$ , however, the spontaneous rate curve shows several minor oscillations between  $v = 9$  and  $v = 70$  and the same gets reflected in the lifetime curve as well.

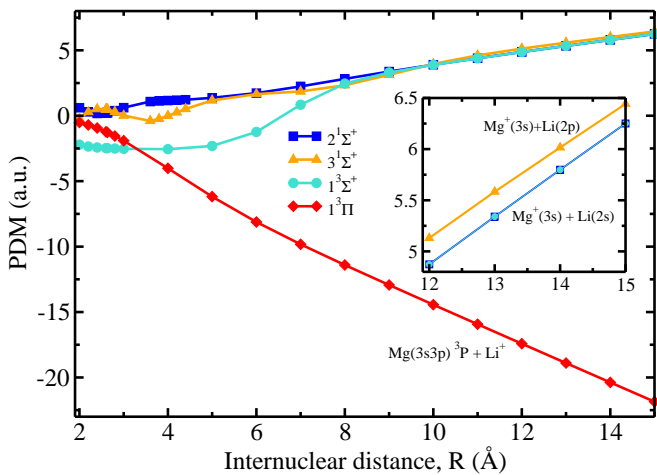


FIG. 8. (colour online) Permanent dipole moment curves for the excited states of  $MgLi^+$  using EOM-CCSD/QZ method.

## B. Excited state spectroscopic constants and molecular properties

### 1. $MgLi^+$

The PECs and PDM curves for the excited states of  $MgLi^+$ :  $2-3^1\Sigma^+$ ,  $1^3\Sigma^+$ , and  $1^3\Pi$ , at EOM-CCSD/QZ level of the theory are shown in Figure 7 and Figure 8, respectively. The spectroscopic constants extracted from

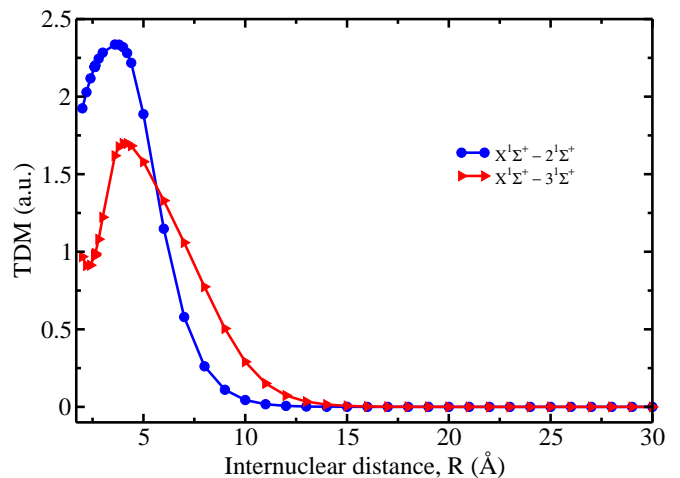


FIG. 9. (colour online) TDM curves for the transitions from the electronic ground- to the singlet-excited states of  $MgLi^+$  using EOM-CCSD/QZ method.

these PECs are tabulated in Table IV and compared with the published results available in the literature. The spectroscopic constants:  $R_e$ ,  $\omega_e$ , and  $B_e$ , for the triplet excited states reported in this work are reasonably in good agreement with the other calculations [43, 44]. The value of  $\omega_e x_e$ , on the other hand, shows a noticeable difference to the published results. The spectroscopic constants for the singlet  $n^1\Sigma^+$  excited states show large disagreement with those of Ref. [44] mainly because our value of  $R_e$  is largely different from that considered in their work which renders the direct comparison of the two results meaningless. The dissociation energy  $D_e$ , and the electronic transition energy  $T_e$  for the triplet excited states reported in our work differ from those of published results for the following reasons. As seen from the results of Ref. [43] cited in Table I and Table IV, the magnitude of these energies are sensitive to the size of the basis set and also to the relativistic effects. Further, in Refs. [43, 44] they have performed frozen core calculations as against our all-electron correlation calculations. The other reason could be the choice of the many-body method used in our work which is different from the other two.

We have observed that the two of the excited molecular states:  $2^1\Sigma^+$  and  $1^3\Sigma^+$  dissociate into  $[Mg^+(3s) + Li(2s)]$  states,  $1^3\Pi$  into  $[Mg(3s3p) + Li^+]$  states, and  $3^1\Sigma^+$  into  $[Mg^+(3s) + Li(2p)]$  states. The Refs. [43, 44] also report the same observations on the dissociative nature of these molecular states. These asymptotic molecular states and the corresponding electronic excitation energies with respect to the molecular ground state is given in Table V and compared with the sum of atomic/ionic energies taken from the NIST [57] database. The maximum difference between our results and those of [57] is 3.8%. On correlating Figure 7 and Figure 8, we observe that the molecular states having positive values of dipole moment at large distances, dissociate into

TABLE IV. The calculated spectroscopic constants for some lower excited states of  $\text{MgLi}^+$  using EOM-CCSD/QZ method, compared with the available results in the literature.

State	$R_e$ (a.u.)	$D_e$ ( $\text{cm}^{-1}$ )	$T_e$ ( $\text{cm}^{-1}$ )	$\omega_e$ ( $\text{cm}^{-1}$ )	$\omega_e x_e$ ( $\text{cm}^{-1}$ )	$B_e$ ( $\text{cm}^{-1}$ )	$\alpha_e$ ( $\text{cm}^{-1}$ )	Ref.
$2^1\Sigma^+$	13.795	283.1	24618.03	39.955	1.97	0.0595	0.0031	This work
	10.73	1248	23647	79.59	1.12	0.096860	–	[44]
$1^3\Sigma^+$	6.752	6908.1	17992.74	179.490	0.45	0.2347	0.0007	This work
	6.712	7668.2	16339.1	188.8	0.90	0.2462	–	[43] <sup>a</sup>
	6.701	7679.4	16441.5	187.8	0.84	0.2470	–	[43] <sup>b</sup>
	6.705	7678.3	16292.2	189.4	0.92	0.2468	–	[43] <sup>c</sup>
	6.703	7668.5	16355.6	189.3	0.92	0.2468	–	[43] <sup>d</sup>
	6.64	7983	16912	189.96	1.43	0.252539	–	[44]
$1^3\Pi$	5.584	2578.6	26824.62	215.442	4.38	0.3567	0.0080	This work
	5.670	2782.6	24977.6	208.6	3.46	0.3452	–	[43] <sup>a</sup>
	5.650	2822.9	25070.0	212.0	3.61	0.3475	–	[43] <sup>b</sup>
	5.671	2742.3	24967.7	208.1	3.46	0.3449	–	[43] <sup>c</sup>
	5.670	2726.2	25053.1	207.8	3.47	0.3451	–	[43] <sup>d</sup>
	5.60	2561	26008	206.32	3.51	0.356099	–	[44]
$3^1\Sigma^+$	14.000	938.9	38691.4	61.7308	1.39	0.0573	0.0011	This work
	12.58	2548	37252	70.38	0.48	0.070509	–	[44]

<sup>a</sup>MRCI/AV5Z + Q, <sup>b</sup>MRCI/AV5Z + Q + DK, <sup>c</sup>MRCI/AVQZ + Q, <sup>d</sup> MRCI/AVQZ + Q + DK,

TABLE V. Energies of a few low-lying electronic states of  $\text{MgLi}^+$  at the dissociative limit.

Molecular state	Asymptotic molecular state	E ( $\text{cm}^{-1}$ )		
		This work	NIST [57]	% error
$X^1\Sigma^+$	$\text{Mg}(3s^2) + \text{Li}^+$	0.0	0.0	–
$2^1\Sigma^+$	$\text{Mg}^+(3s) + \text{Li}(2s)$	18198.24	18183.94	0.08
$1^3\Sigma^+$	$\text{Mg}^+(3s) + \text{Li}(2s)$	18198.25	18183.94	0.08
$1^3\Pi$	$\text{Mg}(3s\ 3p)^3\text{P} + \text{Li}^+$	22698.04	21877.23	3.75
$3^1\Sigma^+$	$\text{Mg}^+(3s) + \text{Li}(2p)$	32926.93	33087.77	0.49

$\text{Mg}^+(3s) + \text{Li}(2s, \text{ or } 2p)$ , whereas the states with negative value of dipole moment at large distances, dissociate into  $\text{Mg}(3s^2, \text{ or } 3s3p) + \text{Li}^+$ .

The TDM curves for the transitions from the electronic ground- to singlet-excited states, are shown in Figure 9. The transitions,  $X^1\Sigma^+ \rightarrow 2^1\Sigma^+$  and  $X^1\Sigma^+ \rightarrow 3^1\Sigma^+$  have a maximum value of TDM at a distance of 3.6 Å and 4 Å, respectively. Further, the number of vibrational states obtained within  $2^1\Sigma^+$ ,  $1^3\Sigma^+$ ,  $1^3\Pi$ , and  $3^1\Sigma^+$  electronic states are 20, 70, 22, and 47, respectively. The relative energy separation between the last two vibrational states for  $2^1\Sigma^+$ ,  $3^1\Sigma^+$ , and  $1^3\Sigma^+$  is less than  $1.2\ \text{cm}^{-1}$ , whereas, it is about  $40\ \text{cm}^{-1}$  for  $1^3\Pi$ . We have plotted the energy spacing between adjacent vibrational states against  $v$  for the ground as well as for the excited electronic states in Figure 10. These results together with the vibrationally coupled rotational constants for the excited electronic states are provided in the Supplementary Table S3.

## 2. $\text{CaLi}^+$

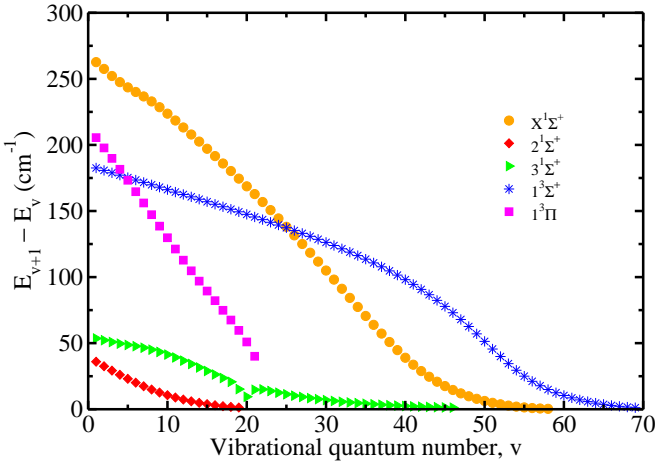
The PECs and PDM curves for the low-lying electronic excited states of  $\text{CaLi}^+$ :  $2^1\Sigma^+$ ,  $1^3\Sigma^+$ ,  $1^1\Pi$ , and  $1^3\Pi$  are plotted in Figure 11 and Figure 12, respectively. The derived spectroscopic constants together with the available results in the literature are reported in Table VI. The values of equilibrium bond length and harmonic frequency reported in the present work for triplet states are in reasonable agreement with the available results reported in Ref. [33]. But their results for  $D_e$  are different from ours by  $2195.52\ \text{cm}^{-1}$  for  $1^3\Sigma^+$  and  $1361.06\ \text{cm}^{-1}$  for  $1^3\Pi$  state. The reasons for this discrepancy are not different from those discussed earlier for the case of  $\text{MgLi}^+$ . Although the nature of our PEC for the  $2^1\Sigma^+$  state is very similar to that of Ref. [33], it is weakly bound in our case and the potential minimum is situated at a distance almost twice of that of Ref. [33]. On the other hand, we have observed one bound minimum situated at a distance of 3.425 Å for the  $1^1\Pi$  state, and it becomes repulsive after a bond distance of 4.5 Å. In con-

TABLE VI. The calculated spectroscopic constants for the low-lying excited states of  $\text{CaLi}^+$ , using EOM-CCSD/QZ method.

State	$R_e$ (a.u.)	$D_e$ ( $\text{cm}^{-1}$ )	$T_e$ ( $\text{cm}^{-1}$ )	$\omega_e$ ( $\text{cm}^{-1}$ )	$\omega_e x_e$ ( $\text{cm}^{-1}$ )	$B_e$ ( $\text{cm}^{-1}$ )	$\alpha_e$ ( $\text{cm}^{-1}$ )	Ref.
$2^1\Sigma^+$	22.41	23.39	16500.54	6.474	0.63	0.0201	0.0020	This work
	13.68	412.37	—	41	—	—	—	[33]
$1^3\Sigma^+$	7.609	3596.4	12925.95	141.873	0.22	0.1663	0.0003	This work
	7.18	5791.92	—	136	—	—	—	[33]
$1^3\Pi$	5.879	7621.13	19933.56	255.875	1.57	0.2904	0.0021	This work
	5.71	8982.19	—	251	—	—	—	[33]
$1^1\Pi$	6.472	1371.90	34547.72	214.752	1.66	0.2397	0.0014	This work
	6.69	6643.47	—	193	—	—	—	[33]

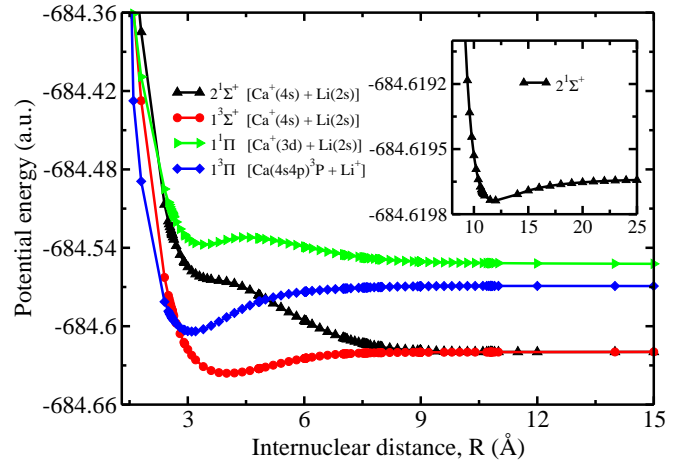
TABLE VII. Energies of a few low-lying electronic states of  $\text{CaLi}^+$  at the dissociative limit.

Molecular state	Asymptotic molecular state	E ( $\text{cm}^{-1}$ )		
		This work	NIST [57]	% error
$X^1\Sigma^+$	$\text{Ca}(4s^2) + \text{Li}^+$	0.0	0.0	—
$2^1\Sigma^+$	$\text{Ca}^+(4s) + \text{Li}(2s)$	6438.22	5818.82	10.6
$1^3\Sigma^+$	$\text{Ca}^+(4s) + \text{Li}(2s)$	6438.22	5818.82	10.6
$1^3\Pi$	$\text{Ca}(4s\ 4p)^3P + \text{Li}^+$	17466.91	15227.97	15
$1^1\Pi$	$\text{Ca}^+(3d) + \text{Li}(2s)$	21170.74	19499.35	8.6

FIG. 10. (colour online) Energy spacing between the adjacent vibrational levels of the electronic ground- and of the excited states of  $\text{MgLi}^+$ .

trast, this PEC is reported to be attractive and the state is strongly bound with a potential depth of  $6643.47\ \text{cm}^{-1}$  in Ref. [33]. Therefore, our results of the diatomic constants for these singlet states should not be compared directly with that of Ref. [33]. Further theoretical or experimental works are necessary to verify these observations and settle the discrepancies.

The atomic states to which these molecular states dissociate into, at the asymptotic distances, are calculated and the compilation is shown in Table VII. As it can

FIG. 11. (colour online) Potential energy curves for the electronic excited states of  $\text{CaLi}^+$  using EOM-CCSD/QZ method.

be seen from this table that both the molecular states  $2^1\Sigma^+$  and  $1^3\Sigma^+$  dissociate into the same set of atomic states, *viz.*  $\text{Ca}^+(4s) + \text{Li}(2s)$ . The excitation energy for these states with respect to the electronic ground state of neutral  $\text{CaLi}$ , at the asymptotic limit, is  $49875.80\ \text{cm}^{-1}$ , and that matches well with the first ionisation energy of  $\text{Ca}$ ,  $49305.95\ \text{cm}^{-1}$ . The other states  $1^1\Pi$  and  $1^3\Pi$  dissociate into  $\text{Ca}^+(3d) + \text{Li}(2s)$  and  $\text{Ca}(4s\ 4p)^3P + \text{Li}^+$ , respectively. The dissociative nature of the molecular states reported in our work agrees with that reported in Ref. [33]. From Figure 12 and Table VII, it is clear

that those states which possess positive value of dipole moment at large distances, dissociate into  $\text{Ca}^+$  (4s, or 3d) + Li (2s), whereas, those states with negative value of dipole moment dissociate into  $\text{Ca}$  (4s<sup>2</sup>, or 4s4p) + Li<sup>+</sup>. This trend is exactly in line with that observed in the case of MgLi<sup>+</sup>.

In order to estimate the effect of diffuse functions on the transition energies, we have used singly-augmented QZ basis sets. The contribution of these additional functions is observed to be less than 0.42% at the equilibrium point and 0.063% at the asymptotic limit for both the molecular ions.

The TDM curves for the transitions from the electronic

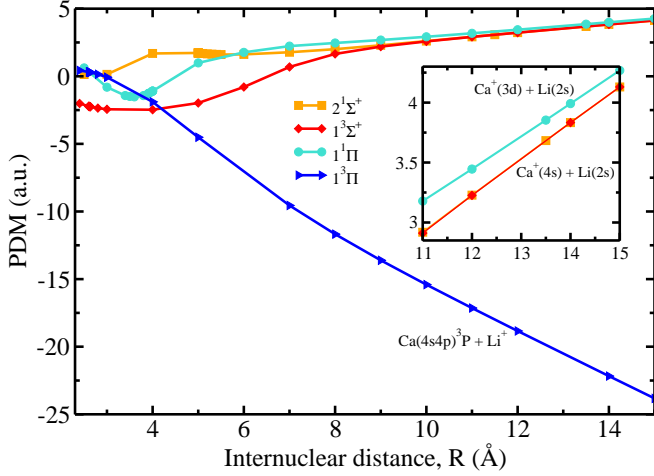


FIG. 12. (colour online) Permanent dipole moment curves for the excited states of CaLi<sup>+</sup> using EOM-CCSD/QZ method.

ground state to the singlet excited states of CaLi<sup>+</sup> are shown in Figure 13. The maximum value of TDM for  $X^1\Sigma^+ \rightarrow 2^1\Sigma^+$  and  $X^1\Sigma^+ \rightarrow 1^1\Pi$  transition is found to be 3.210 a.u. at 5.3 Å and 2.725 a.u. at 3.8 Å, respectively. At large distance the TDMs drop to zero.

We have obtained the maximum vibrational levels to be 7 for  $2^1\Sigma^+$ , 47 for  $1^3\Sigma^+$ , 55 for  $1^3\Pi$ , and 11 for  $1^1\Pi$  state. The corresponding energy spacing between the last two vibrational levels in these states are 1.13, 1.05, 8.6, and 18.8 cm<sup>-1</sup>, respectively. The relative vibrational energy spacing as a function of  $v$  is plotted in Figure 14 and the trends are not uniform because of anharmonic effects. The details of the data related to the vibrational spacings and the rotational constants for the vibrational states are provided in the Supplementary Table S4.

#### IV. SUMMARY

In conclusion, we have performed several *ab initio* calculations for the ground- and a few low-lying electronic excited states of MgLi<sup>+</sup> and CaLi<sup>+</sup>. To obtain reliable results for the spectroscopic constants and molecular properties we have used higher-order correlation method

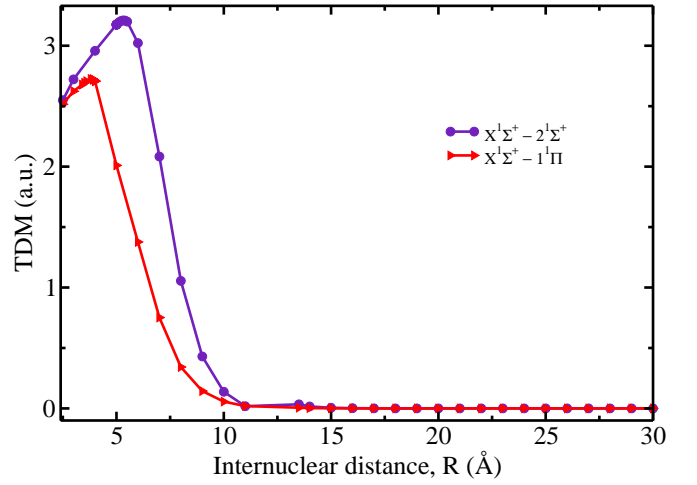


FIG. 13. (colour online) TDM curves for the transitions from the electronic ground state to the singlet excited states of CaLi<sup>+</sup> using EOM-CCSD/QZ method.

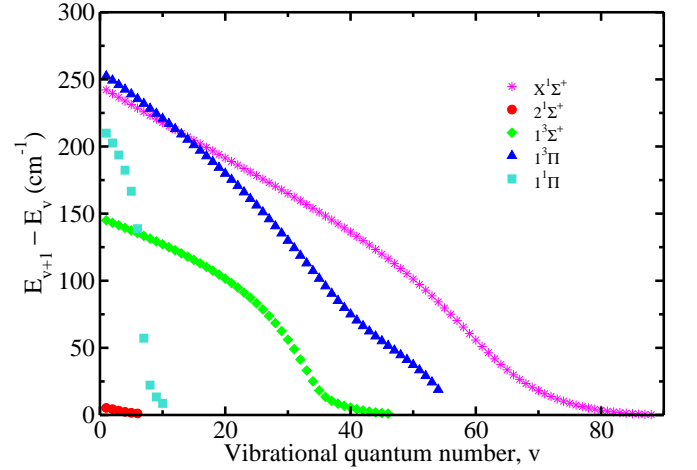


FIG. 14. (colour online) Energy spacing between the adjacent vibrational levels in the electronic ground- and excited states of CaLi<sup>+</sup>.

such as CCSD(T) and also we have considered all-electron correlations in large basis sets. Our results of diatomic constants and permanent dipole moments are compared with the published results wherever available. The results of the quadrupole moments and various components of dipole polarizabilities of MgLi<sup>+</sup> and CaLi<sup>+</sup> are being reported for the first time. The errors arising both from the truncation of correlation effects and finite basis set size effects have also been estimated and the recommended values are highlighted in bold fonts in the tables. Further, the adiabatic effects such as DBOC are estimated for both the ions at the CCSD level. The effect of augmenting the basis sets with diffuse functions on the molecular properties of the ground state, and the transition energies for the excited states is also studied. Using PECs and PDM curves, the vibrational wavefunctions, constants of vibrational spectroscopy,

TDMs between different vibrational states, spontaneous and BBR-induced transition rates and hence, the lifetimes of vibrational states are calculated. The lifetime of the  $X^1\Sigma^+$  state in its rovibrational ground state is found to be 2.81s for  $MgLi^+$  and 3.19s for  $CaLi^+$ , at room temperature. The lifetime of vibrational states as a function of the vibrational quantum number is studied and it has been found that the higher vibrational states close to dissociation limit can have lifetimes larger than the lifetime of the rovibrational ground state. It is important to note that the long lifetimes of the higher excited vibrational states are desired for several ultracold experiments. In addition, the TDMs as functions of the internuclear distance are also studied for the transitions from the electronic ground state to the first few singlet excited states for both  $MgLi^+$  and

$CaLi^+$ . We believe that the all-electron *ab initio* results that are presented here may serve as benchmarks for similar calculations in the future and also they may be of interest to the experimental spectroscopists who would consider working on these molecular systems.

## ACKNOWLEDGMENTS

The authors thank Dr. Geetha Gopakumar of Halliburton, Houston, Texas and Prof. Masahiko Hada of TMU, Japan for helpful discussions. R.B. also acknowledges financial support from JST CREST funding for her 1-month stay at TMU. All calculations reported in this work are performed on the computing facility in the Department of Physics, IIT Roorkee, India and Department of Chemistry, TMU Japan.

- 
- [1] Yin Y, Xia Y, Li X, Yang X, Xu S and Yin J 2015 *Applied Physics Express* **8** 092701
- [2] Tarbutt M R and Steimle T C 2015 *Phys. Rev. A* **92** 053401
- [3] Zhelyakova V, Cournol A, Wall T E, Matsushima A, Hudson J J, Hinds E A, Tarbutt M R and Sauer B E 2014 *Phys. Rev. A* **89** 053416
- [4] Barry J F, McCarron D J, Norrgard E B, Steinecker M H and DeMille D 2014 *Nature* **512** 286
- [5] McCarron D J, Norrgard E B, Steinecker M H and DeMille D 2015 *New J. Phys.* **17** 035014
- [6] Bu W, Chen T, Lv G and Yan B 2017 *Phys. Rev. A* **95** 032701
- [7] Shuman E S, Barry J F and DeMille D 2010 *Nature* **467** 820
- [8] Isaev T A, Hoekstra S and Berger R 2010 *Phys. Rev. A* **82** 052521
- [9] Nayak M K and Chaudhuri R K 2006 *J. Phys. B: At. Mol. Opt. Phys.* **39** 1231
- [10] Kudashov A D, Petrov A N, Skripnikov L V, Mosyagin N S, Isaev T A, Berger R and Titov A V 2014 *Phys. Rev. A* **90** 052513
- [11] <https://www.rug.nl/research/fundamental-interactions-and-symmetries/coldmol/publications/eedm>
- [12] Hou S, Wei B, Deng L and Yin J 2016 *Scientific Reports* DOI: 10.1038/srep32663
- [13] M G Kozlov and L N Labzowsky 1995 *J. Phys. B: At. Mol. Opt. Phys.* **28** 1333
- [14] Sinha K and Tripathi B M 1990 *Bull. Astr. Soc. India* **18** 33
- [15] Ramachandran P S, Rajamanickam N and Bagare S P 2006 *Serb. Astron. J. N* **172** 13
- [16] Sotirovski P 1972 *Astron. Astrophys. Suppl.* **6** 85
- [17] Kirkpatrick J D 2005 *Annu. Rev. Astron. Astrophys.* **43** 195
- [18] Wallace L, Hinkle K, Li G and Bernath P 1999 *Astrophys. J* **524** 454
- [19] Abe M, Kajita M, Hada M and Moriwaki Y 2010 *J. Phys. B: At. Mol. Opt. Phys.* **43** 245102
- [20] Roos J B, Larsson M and Larson Å 2009 *Phys. Rev. A* **80** 012501
- [21] Habli H, Dardouri R, Oujia B and Gédéa F X 2011 *J. Phys. Chem. A* **115** 14045
- [22] Machado F B C and Ornellas F R 1991 *J. Chem. Phys.* **94** 7237
- [23] Aymar M, Guéroul R, Sahlaoui M and Dulieu O 2009 *J. Phys. B: At. Mol. Opt. Phys.* **42** 154025
- [24] Gao Y and Gao T 2014 *Phys. Rev. A* **90**, 052506
- [25] Mejrissi L, Habli H, Ghalla H, Oujia B and Gédéa F X 2013 *J. Phys. Chem. A* **117** 5503
- [26] Mølhave K and Drewsen M 2000 *Phys. Rev. A* **62**, 011401(R)
- [27] Weinstein J D, deCarvalho R, Guillet T, Friedrich B and Doyle J M 1998 *Nature* **395** 148
- [28] Shayesteh A, Walker K A, Gordon I, Appadoo D R T and Bernath P F 2004 *Journal of Molecular Structure* **695696** 23
- [29] Laporta V, Chakrabarti K, Celiberto R, Janev R K, Mezei J Zs, Niyonzima S, Tennyson J and Schneider I F 2017 *Plasma Phys. Control. Fusion* **59** 045008
- [30] Celiberto R, Janev R K and Reiter D 2012 *Plasma Phys. Control. Fusion* **54** 035012
- [31] Kajita M, Abe M, Hada M and Moriwaki Y 2011 *J. Phys. B* **44** 025402
- [32] Gopakumar G, Abe M, Kajita M and Hada M 2011 *Phys. Rev. A* **84** 062514
- [33] Habli H, Mejrissi L, Ghalla H, Yaghmour S J, Oujia B and Gédéa F X 2016 *Molecular Physics* **114** 1568
- [34] Gopakumar G, Abe M, Hada M and Kajita M 2014 *J. Chem. Phys.* **140** 224303
- [35] Ghanmi C, Farjallah M and Berriche H 2017 *J. Phys. B: At. Mol. Opt. Phys.* **50** 055101
- [36] Jellali S, Habli H, Mejrissi L, Mohery M, Oujia B and Gédéa F X 2016 *Molecular Physics* **114** 2910
- [37] Rakshit A and Deb B 2011 *Phys. Rev. A* **83**, 022703
- [38] Kajita M, Gopakumar G, Abe M and Hada M 2013 *J. Phys. B: At. Mol. Opt. Phys.* **46** 025001
- [39] Haze S, Hata S, Fujinaga M and Mukaiyama T 2013 *Phys. Rev. A* **87** 052715
- [40] Fedorov D A, Barnes D K, and Varganov S A 2017 *J. Chem. Phys.* **147** 124304
- [41] Pyykkö P 1989 *Molecular physics* **67** 871
- [42] Boldyrev A I, Simons J and Schleyer P von R 1993 *J. Chem. Phys.* **99** 8793

- [43] Gao Y and Gao T 2014 *Molecular physics* **112** 3015
- [44] ElOualhazi R and Berriche H 2016 *J. Phys. Chem.* **120** 452
- [45] Kimura M, Sato H and Olson R E 1983 *Phys. Rev. A* **28** 2085
- [46] Russon L M, Rothschof G K, Morse M D, Boldyrev A I and Simons J 1998 *J. Chem. Phys.* **109** 6655
- [47] Bala R, Nataraj H S, Abe M and Kajita M 2018 *Journal of Molecular Spectroscopy* **349** 1
- [48] CFOUR, a quantum chemical program package written by Stanton J F, Gauss J, Harding M E, Szalay P G with contributions from Auer A A, Bartlett R J, Benedikt U, Berger C, Bernholdt D E, Bomble Y J, Cheng L, Christiansen O, Heckert M, Heun O, Huber C, Jagau T-C, Jonsson D, Jusélius J, Klein K, Lauderdale W J, Matthews D A, Metzroth T, Mück L A, O'Neill D P, Price D R, Prochnow E, Puzzarini C, Ruud K, Schiffmann F, Schwalbach W, Simmons C, Stopkowicz S, Tajti A, Vázquez J, Wang F, Watts J D and the integral packages MOLECULE ( Almlöf J and Taylor P R), PROPS (Taylor P R), ABACUS (Helgaker T, Jensen H J Aa , Jørgensen P, and Olsen J), and ECP routines by Mitin A V and Wüllen C van. For the current version, (see <http://www.cfour.de>.)
- [49] DIRAC, a relativistic ab initio electronic structure program, Release DIRAC15 (2015), written by Jensen H J Aa, Bast R, Saue T and Visscher L with contributions from Bakken V, Dyall K G, Dubillard S, Ekstroem U, Eliav E, Enevoldsen T, Fasshauer E, Fleig T, Fossgaard O, Gomes A S P, Helgaker T, Henriksson J, Ilias M, Jacob Ch R, Knecht S, Komorovsky S, Kullie O, Laerdahl J K, Larsen C V, Lee Y S, Nataraj H S, Nayak M K, Norman P, Olejniczak G, Olsen J, Park Y C, Pedersen J K, Pernpointner M, Remigio R Di, Ruud K, Salek P, Schimmelpfennig B, Sikkema J, Thorvaldsen A J, Thyssen J, van Stralen J, Villaume S, Visser O, Winther T and Yamamoto S (see <http://www.diracprogram.org>)
- [50] Dunning T H, Jr. 1989 *J. Chem. Phys.* **90** 1007
- [51] Koput J, Peterson K A 2002 *J. Phys. Chem. A* **106**, 9595
- [52] <https://bse.pnl.gov/bse/portal>
- [53] Robert J. Le Roy 2017 *Journal of Quantitative Spectroscopy & Radiative Transfer* **186** 167
- [54] Kotochigova S and Tiesinga E 2005 *J. Chem. Phys.* **123** 174304
- [55] Karlström G, Lindh R, Malmqvist P-Å, Roos B O, Ryde U, Veryazov V, Widmark P-O, Cossi M, Schimmelpfennig B, Neogrady P, Seijo L, MOLCAS: a program package for computational chemistry 2003 *Comput. Mat. Sci.* **28** 222
- [56] Visscher L 1997 *Theor. Chim. Acta.* **98** 68
- [57] <https://www.nist.gov/pml/atomic-spectra-database>.
- [58] Fantucci P, Bonačić-Koutecký V, Pewestorf W. and Koutecký J 1989 *J. Chem. Phys.* **91** 4229
- [59] Miadoková I, Kellö V and Sadlej A J 1997 *Theor. Chem. Acc.* **96** 166
- [60] Zemke W T and Stwalley W C 2004 *J. of Chem. Phys.* **120** 88