

# Search for Lorentz and CPT violation using sidereal time dependence of neutrino flavor transitions over a short baseline

K. Abe, M. Ikeda, J. Kameda, M. Miura,\* S. Moriyama,\* S. Nakayama,\* A. Takeda, H.K. Tanaka,\* and T. Tomura  
*University of Tokyo, Institute for Cosmic Ray Research, Kamioka Observatory, Kamioka, Japan*

J. Amey, P. Hamilton, P. Jonsson, R.P. Litchfield, W.Y. Ma,  
 L. Pickering, Y. Uchida, A. Vacheret, M.O. Wascko, and C. Wret  
*Imperial College London, Department of Physics, London, United Kingdom*

C. Andreopoulos  
*STFC, Rutherford Appleton Laboratory, Harwell Oxford, and Daresbury Laboratory, Warrington, United Kingdom and  
 University of Liverpool, Department of Physics, Liverpool, United Kingdom*

M. Antonova, I. Karpikov, M. Khabibullin, A. Khotjantsev, A. Kopylov, Y. Kudenko,<sup>†</sup>  
 V. Matveev, A. Mefodiev, O. Mineev, T. Ovsyannikova, A. Shaikhiev, S. Suvorov, and N. Yershov  
*Institute for Nuclear Research of the Russian Academy of Sciences, Moscow, Russia*

S. Aoki, T. Hara, A. Suzuki, and T. Yano  
*Kobe University, Kobe, Japan*

A. Ariga, A. Ereditato, M. Hierholzer, M. Nirkko, C. Pistillo, A. Redij, and C. Wilkinson  
*University of Bern, Albert Einstein Center for Fundamental Physics,  
 Laboratory for High Energy Physics (LHEP), Bern, Switzerland*

S. Assylbekov, T. Campbell, D. Cherdack, A. Clifton, M. Hogan,  
 E. Reinherz-Aronis, P. Rojas, J. Schwehr, W. Toki, and R.J. Wilson  
*Colorado State University, Department of Physics, Fort Collins, Colorado, U.S.A.*

D. Autiero, V. Galymov, and J. Marteau  
*Université de Lyon, Université Claude Bernard Lyon 1, IPN Lyon (IN2P3), Villeurbanne, France*

S. Ban, T. Hayashino, T. Hiraki, A. Hiramoto, S. Hirota, K. Huang, A.K. Ichikawa,  
 K. Ieki, M. Jiang, T. Kikawa, K. Kondo, K.G. Nakamura, K.D. Nakamura, Y. Nakanishi,  
 N.D. Patel, B. Quilain, K. Suzuki, S. Takahashi, R. Wendell,\* M. Yamamoto, and K. Yoshida  
*Kyoto University, Department of Physics, Kyoto, Japan*

F.C.T. Barbato, G. De Rosa, V. Palladino, C. Riccio, B. Rossi, and A.C. Ruggeri  
*INFN Sezione di Napoli and Università di Napoli, Dipartimento di Fisica, Napoli, Italy*

M. Barbi, S.G. Giffin, and N.C. Hastings  
*University of Regina, Department of Physics, Regina, Saskatchewan, Canada*

G.J. Barker, S.B. Boyd, A. Chappell, P.F. Denner, A.P. Furmanski,  
 N. Grant, D.R. Hadley, J.T. Haigh, A. Knight, and E. Larkin  
*University of Warwick, Department of Physics, Coventry, United Kingdom*

G. Barr, D. Coplewe, D. Dewhurst, S. Dolan, K.E. Duffy, A. Jacob, and X. Lu  
*Oxford University, Department of Physics, Oxford, United Kingdom*

C. Barry, G. Christodoulou, J. Coleman, S.R. Dennis, M. Lazos, K. Mavrokoridis,  
 N. McCauley, C. Metelko, P. Paudyal, D. Payne, and C. Touramanis  
*University of Liverpool, Department of Physics, Liverpool, United Kingdom*

P. Bartet-Friburg, S. Bienstock, J. Dumarchez, C. Giganti, M. Pavin, and B. Popov<sup>‡</sup>  
*UPMC, Université Paris Diderot, CNRS/IN2P3, Laboratoire de  
 Physique Nucléaire et de Hautes Energies (LPNHE), Paris, France*

M. Batkiewicz, A. Dabrowska, T. Wachala, and A. Zalewska  
*H. Niewodniczanski Institute of Nuclear Physics PAN, Cracow, Poland*

V. Berardi, M.G. Catanesi, R.A. Intonti, L. Magaletti, and E. Radicioni  
*INFN Sezione di Bari and Università e Politecnico di Bari, Dipartimento Interuniversitario di Fisica, Bari, Italy*

S. Berkman, T. Feusels, J. Kim, S.M. Oser, Y. Petrov, and S. Tobayama  
*University of British Columbia, Department of Physics and Astronomy, Vancouver, British Columbia, Canada and TRIUMF, Vancouver, British Columbia, Canada*

S. Bhadra, G.A. Fiorentini, M. McCarthy, E.S. Pinzon Guerra, and M. Yu  
*York University, Department of Physics and Astronomy, Toronto, Ontario, Canada*

A. Blondel, A. Bravar, L. Haegel, A. Korzenev, L. Maret,  
M. Ravonel, M.A. Rayner, E. Scantamburlo, and D. Sgalaberna  
*University of Geneva, Section de Physique, DPNC, Geneva, Switzerland*

S. Bolognesi, S. Emery-Schrenk, F. Gizzarelli, M. Lamoureux, E. Mazzucato, G. Vasseur, and M. Zito  
*IRFU, CEA Saclay, Gif-sur-Yvette, France*

S. Bordini,<sup>§</sup> R. Castillo, A. Garcia, and F. Sánchez  
*Institut de Fisica d'Altes Energies (IFAE), The Barcelona Institute of Science and Technology, Campus UAB, Bellaterra (Barcelona) Spain*

D. Brailsford, T. Dealtry, A.J. Finch, A. Knox, L.L. Kormos, I. Lamont,  
M. Lawe, J. Nowak, H.M. O'Keeffe, P.N. Ratoff, D. Shaw, and L. Southwell  
*Lancaster University, Physics Department, Lancaster, United Kingdom*

C. Bronner, R.G. Calland, and Y. Suzuki  
*Kavli Institute for the Physics and Mathematics of the Universe (WPI), The University of Tokyo Institutes for Advanced Study, University of Tokyo, Kashiwa, Chiba, Japan*

M. Buizza Avanzini, O. Drapier, M. Gonin, J. Imber, M. Licciardi, and Th.A. Mueller  
*Ecole Polytechnique, IN2P3-CNRS, Laboratoire Leprince-Ringuet, Palaiseau, France*

S. Cao, M. Friend,<sup>¶</sup> Y. Fujii,<sup>¶</sup> T. Hasegawa,<sup>¶</sup> T. Ishida,<sup>¶</sup> T. Ishii,<sup>¶</sup> E. Iwai, T. Kobayashi,<sup>¶</sup>  
T. Maruyama,<sup>¶</sup> T. Nakadaira,<sup>¶</sup> K. Nakayoshi,<sup>¶</sup> K. Nishikawa,<sup>¶</sup> R. Ohta,<sup>¶</sup> Y. Oyama,<sup>¶</sup> K. Sakashita,<sup>¶</sup>  
F. Sato, T. Sekiguchi,<sup>¶</sup> S.Y. Suzuki,<sup>¶</sup> M. Tada,<sup>¶</sup> T. Tsukamoto,<sup>¶</sup> Y. Yamada,<sup>¶</sup> and L. Zambelli<sup>¶</sup>  
*High Energy Accelerator Research Organization (KEK), Tsukuba, Ibaraki, Japan*

S.L. Cartwright, M. Malek, J.D. Perkin, L. Pickard, P. Stowell, and L.F. Thompson  
*University of Sheffield, Department of Physics and Astronomy, Sheffield, United Kingdom*

A. Cervera, P. Novella, M. Sorel, and P. Stamoulis  
*IFIC (CSIC & University of Valencia), Valencia, Spain*

C. Checchia, G. Collazuol, M. Laveder, A. Longhin, and M. Mezzetto  
*INFN Sezione di Padova and Università di Padova, Dipartimento di Fisica, Padova, Italy*

N. Chikuma, F. Hosomi, T. Koga, T. Lou, Y. Suda, R. Tamura, and M. Yokoyama\*  
*University of Tokyo, Department of Physics, Tokyo, Japan*

L. Cremonesi, F. Di Lodovico, T. Katori, S. King, P. Lasorak,  
P. Martins, R.A. Owen, R. Sacco, S. Short, R. Terri, and J.R. Wilson  
*Queen Mary University of London, School of Physics and Astronomy, London, United Kingdom*

A. Cudd, M. Dunkman, K. Mahn, and J. Morrison  
*Michigan State University, Department of Physics and Astronomy, East Lansing, Michigan, U.S.A.*

C. Densham and T. Stewart

*STFC, Rutherford Appleton Laboratory, Harwell Oxford, and Daresbury Laboratory, Warrington, United Kingdom*

S. Di Luise, S. Murphy, and A. Rubbia

*ETH Zurich, Institute for Particle Physics, Zurich, Switzerland*

M. Dzierwiecki, R. Kurjata, A. Rychter, K. Zaremba, and M. Ziembicki

*Warsaw University of Technology, Institute of Radioelectronics, Warsaw, Poland*

D. Fukuda, Y. Koshio,\* and T. Shirahige

*Okayama University, Department of Physics, Okayama, Japan*

Y. Fukuda

*Miyagi University of Education, Department of Physics, Sendai, Japan*

T. Golan, J.T. Sobczyk, and J. Żmuda

*Wrocław University, Faculty of Physics and Astronomy, Wrocław, Poland*

D. Hansen and V. Paolone

*University of Pittsburgh, Department of Physics and Astronomy, Pittsburgh, Pennsylvania, U.S.A.*

J. Harada, H. Kim, T. Okusawa, Y. Seiya, K. Wakamatsu, and K. Yamamoto

*Osaka City University, Department of Physics, Osaka, Japan*

M. Hartz

*Kavli Institute for the Physics and Mathematics of the Universe (WPI), The University of Tokyo Institutes for Advanced Study, University of Tokyo, Kashiwa, Chiba, Japan and TRIUMF, Vancouver, British Columbia, Canada*

Y. Hayato, M. Nakahata, H. Sekiya,\* and M. Shiozawa

*University of Tokyo, Institute for Cosmic Ray Research, Kamioka Observatory, Kamioka, Japan and Kavli Institute for the Physics and Mathematics of the Universe (WPI), The University of Tokyo Institutes for Advanced Study, University of Tokyo, Kashiwa, Chiba, Japan*

R.L. Helmer, A. Konaka, T. Lindner, J.-M. Poutissou, R. Poutissou, M. Scott, and S. Yen

*TRIUMF, Vancouver, British Columbia, Canada*

A. Hillairet and J. Myslik

*University of Victoria, Department of Physics and Astronomy, Victoria, British Columbia, Canada*

A. Himmel, K. Scholberg,\* and C.W. Walter\*

*Duke University, Department of Physics, Durham, North Carolina, U.S.A.*

J. Holeczek and J. Kisiel

*University of Silesia, Institute of Physics, Katowice, Poland*

J. Insler, T. Kutter, T. Thakore, M. Tzanov, and J. Yoo

*Louisiana State University, Department of Physics and Astronomy, Baton Rouge, Louisiana, U.S.A.*

T.J. Irvine, T. Kajita,\* and Y. Nishimura

*University of Tokyo, Institute for Cosmic Ray Research, Research Center for Cosmic Neutrinos, Kashiwa, Japan*

K. Iwamoto, S. Manly, and K.S. McFarland

*University of Rochester, Department of Physics and Astronomy, Rochester, New York, U.S.A.*

A. Izmaylov

*IFIC (CSIC & University of Valencia), Valencia, Spain and Institute for Nuclear Research of the Russian Academy of Sciences, Moscow, Russia*

B. Jamieson and F. Shaker

*University of Winnipeg, Department of Physics, Winnipeg, Manitoba, Canada*

S. Johnson, Z.J. Liptak, J.P. Lopez, A.D. Marino, A. Missert, T. Yuan, and E.D. Zimmerman

*University of Colorado at Boulder, Department of Physics, Boulder, Colorado, U.S.A.*

J.H. Jo, C.K. Jung,\* X. Li, S. Martynenko, C. McGrew, J.L. Palomino,

Z. Vallari, C. Vilela, M.J. Wilking, and C. Yanagisawa\*\*

*State University of New York at Stony Brook, Department of Physics and Astronomy, Stony Brook, New York, U.S.A.*

M. Kabirnezhad, K. Kowalik, J. Lagoda, P. Mijakowski, P. Przewlocki, E. Rondio, and J. Zalipska

*National Centre for Nuclear Research, Warsaw, Poland*

A.C. Kaboth

*Royal Holloway University of London, Department of Physics, Egham, Surrey, United Kingdom and STFC, Rutherford Appleton Laboratory, Harwell Oxford, and Daresbury Laboratory, Warrington, United Kingdom*

H. Kakuno

*Tokyo Metropolitan University, Department of Physics, Tokyo, Japan*

D. Karlen

*University of Victoria, Department of Physics and Astronomy, Victoria, British Columbia, Canada and TRIUMF, Vancouver, British Columbia, Canada*

E. Kearns\*

*Boston University, Department of Physics, Boston, Massachusetts, U.S.A. and Kavli Institute for the Physics and Mathematics of the Universe (WPI), The University of Tokyo Institutes for Advanced Study, University of Tokyo, Kashiwa, Chiba, Japan*

D. Kielczewska,<sup>††</sup> W. Oryszczak, M. Posiadala-Zezula, and W. Warzycha

*University of Warsaw, Faculty of Physics, Warsaw, Poland*

L. Koch, T. Radermacher, S. Roth, J. Steinmann, and D. Terhorst

*RWTH Aachen University, III. Physikalisches Institut, Aachen, Germany*

W. Kropp, S. Mine, and M. Smy

*University of California, Irvine, Department of Physics and Astronomy, Irvine, California, U.S.A.*

L. Ludovici

*INFN Sezione di Roma and Università di Roma “La Sapienza”, Roma, Italy*

J.F. Martin and C. Nantais

*University of Toronto, Department of Physics, Toronto, Ontario, Canada*

A. Minamino

*Yokohama National University, Faculty of Engineering, Yokohama, Japan*

K. Nakamura<sup>¶</sup>

*Kavli Institute for the Physics and Mathematics of the Universe (WPI), The University of Tokyo Institutes for Advanced Study, University of Tokyo, Kashiwa, Chiba, Japan and High Energy Accelerator Research Organization (KEK), Tsukuba, Ibaraki, Japan*

T. Nakaya

*Kyoto University, Department of Physics, Kyoto, Japan and Kavli Institute for the Physics and Mathematics of the Universe (WPI), The University of Tokyo Institutes for Advanced Study, University of Tokyo, Kashiwa, Chiba, Japan*

C. Nielsen

*University of British Columbia, Department of Physics and Astronomy, Vancouver, British Columbia, Canada*

K. Okumura

*University of Tokyo, Institute for Cosmic Ray Research, Research Center for Cosmic Neutrinos, Kashiwa, Japan and  
Kavli Institute for the Physics and Mathematics of the Universe (WPI), The University  
of Tokyo Institutes for Advanced Study, University of Tokyo, Kashiwa, Chiba, Japan*

R. Shah, D. Wark, and A. Weber

*STFC, Rutherford Appleton Laboratory, Harwell Oxford, and Daresbury Laboratory, Warrington, United Kingdom and  
Oxford University, Department of Physics, Oxford, United Kingdom*

H. Sobel

*University of California, Irvine, Department of Physics and Astronomy, Irvine, California, U.S.A. and  
Kavli Institute for the Physics and Mathematics of the Universe (WPI), The University  
of Tokyo Institutes for Advanced Study, University of Tokyo, Kashiwa, Chiba, Japan*

R. Tacik

*University of Regina, Department of Physics, Regina, Saskatchewan, Canada and  
TRIUMF, Vancouver, British Columbia, Canada*

Y. Takeuchi

*Kobe University, Kobe, Japan and  
Kavli Institute for the Physics and Mathematics of the Universe (WPI), The University  
of Tokyo Institutes for Advanced Study, University of Tokyo, Kashiwa, Chiba, Japan*

H.A. Tanaka<sup>†‡</sup>

*University of Toronto, Department of Physics, Toronto, Ontario, Canada and  
TRIUMF, Vancouver, British Columbia, Canada*

M. Vagins

*Kavli Institute for the Physics and Mathematics of the Universe (WPI), The University  
of Tokyo Institutes for Advanced Study, University of Tokyo, Kashiwa, Chiba, Japan and  
University of California, Irvine, Department of Physics and Astronomy, Irvine, California, U.S.A.*

T. Vladislavljevic

*Oxford University, Department of Physics, Oxford, United Kingdom and  
Kavli Institute for the Physics and Mathematics of the Universe (WPI), The University  
of Tokyo Institutes for Advanced Study, University of Tokyo, Kashiwa, Chiba, Japan*

R.J. Wilkes

*University of Washington, Department of Physics, Seattle, Washington, U.S.A.  
(The T2K Collaboration)*

A class of extensions of the Standard Model allows Lorentz and CPT violations, which can be identified by the observation of sidereal modulations in the neutrino interaction rate. A search for such modulations was performed using the T2K on-axis near detector. Two complementary methods were used in this study, both of which resulted in no evidence of a signal. Limits on associated Lorentz and CPT violating terms from the Standard Model Extension have been derived taking into account their correlations in this model for the first time. These results imply such symmetry violations are suppressed by a factor of more than  $10^{20}$  at the GeV scale.

---

\* affiliated member at Kavli IPMU (WPI), the University of Tokyo, Japan

† also at National Research Nuclear University “MEPhI” and Moscow Institute of Physics and Technology, Moscow, Russia

‡ also at JINR, Dubna, Russia

§ now at CERN

¶ also at J-PARC, Tokai, Japan

\*\* also at BMCC/CUNY, Science Department, New York, New York, U.S.A.

---

†† deceased

‡‡ also at Institute of Particle Physics, Canada

## I. INTRODUCTION

While Lorentz invariance is a cornerstone of the Standard Model (SM) of particle physics, violations of this symmetry are allowed in a variety of models [1, 3, 4] at or around the Planck scale,  $m_P \sim 10^{19}$  GeV. At energies relevant to modern experiments, Lorentz invariance violating (LV) processes are expected to be suppressed at least by  $\sim 1/m_P$ . Experimental observations of such phenomena would provide direct access to physics at the Planck scale and precision tests have been performed to overcome this suppression (c.f. [5] for a review). Neutrino oscillations can be used as a natural interferometer to probe even weak departures from this symmetry and have been studied with accelerator [6–11], reactor [12], and atmospheric [13, 14] neutrinos.

Lorentz and charge-parity-time (CPT) symmetry violations can be described within the context of the standard model extension (SME) [15], an observer-independent effective field theory that incorporates all possible spontaneous LV operators with the SM Lagrangian. In general the SME allows two classes of effects for neutrino oscillations, sidereal violations, in which the presence of a preferred spatial direction induces oscillation effects that vary with the neutrino travel direction, and spectral anomalies [16–18]. For a terrestrial fixed-baseline experiment, the rotation of the Earth induces a change in the direction of the neutrino target-detector vector relative to a fixed coordinate system such that a LV signal of the former type would manifest itself as a variation in the neutrino oscillation probability with sidereal time.

This paper reports on a search for evidence of sidereal-dependent  $\nu_\mu$  disappearance over an average baseline of 233.6 m using the T2K experiment. After introducing Lorentz invariance violating oscillations within the SME and describing the T2K experiment, the selection of an analysis sample composed predominately of muon neutrinos inside the INGRID [19, 20] detector is presented. Results of two complementary analyses of the data and concluding remarks follow thereafter.

## II. LV EFFECTS ON NEUTRINO OSCILLATIONS AT SHORT DISTANCES

In this analysis, the LV is probed through  $\nu_\mu$  disappearance channel. In the SME framework, the disappearance probability of a  $\nu_\mu$  over short baselines is given by [17]:

$$P_{\nu_\mu \rightarrow \nu_\mu} = 1 - \sum_{b, b \neq \mu} \frac{L^2}{(\hbar c)^2} |\mathcal{C}_{\mu b} + (\mathcal{A}_s)_{\mu b} \sin(\omega_\oplus T_\oplus) + (\mathcal{A}_c)_{\mu b} \cos(\omega_\oplus T_\oplus) + (\mathcal{B}_s)_{\mu b} \sin(2\omega_\oplus T_\oplus) + (\mathcal{B}_c)_{\mu b} \cos(2\omega_\oplus T_\oplus)|^2, \quad (1)$$

where  $L$  is the distance travelled before detection. Equation (1) is valid as long as  $L \ll L_{osc}$ , where  $L_{osc}$  is the

typical distance of standard  $\nu_\mu \rightarrow \nu_b$  oscillations [21].  $T_\oplus$  is the local sidereal time and  $\omega_\oplus = \frac{2\pi}{23^h 56^m 4.0916^s}$  is the Earth's sidereal frequency. Under a three flavour neutrino hypothesis, oscillations of  $\nu_\mu$  to  $\nu_e$  and  $\nu_\tau$  can occur. In general, the ten coefficients  $\mathcal{C}_{\mu b}$ ,  $(\mathcal{A}_c)_{\mu b}$ ,  $(\mathcal{A}_s)_{\mu b}$ ,  $(\mathcal{B}_c)_{\mu b}$ , and  $(\mathcal{B}_s)_{\mu b}$  ( $b = e, \tau$ ) are functions of the neutrino energy  $E$ , the neutrino beam direction at the time origin (see below), and of forty parameters within the SME which carry explicit Lorentz and CPT violation information:  $(a_L)_{\mu b}^\alpha$  and  $(c_L)_{\mu b}^{\alpha\beta}$  ( $b = e, \tau$ ) [22]. The  $(a_L)_{\mu b}^\alpha$  ( $(c_L)_{\mu b}^{\alpha\beta}$ ) are constant coefficients associated with CPT odd (even) vector (tensor) fields. It should be noted that the impact of  $(a_L)_{ab}^\alpha$  and  $(c_L)_{ab}^{\alpha\beta}$  on the set of ten coefficients depend on the absolute direction of the neutrino baseline [22]. In the analysis to follow, a search for a sidereal variations is performed relative to an inertial frame centered on the Sun assuming it to be stationary during the data taking period. Other than the choice of the origin of the time coordinate, this frame is the same as in [23]. The time origin  $T = 0$  is chosen as 1 January 1970, 09:00:00 Coordinated Universal Time. Data will be studied using the local sidereal phase (LSP), which is defined as  $LSP = \text{mod}(T_\oplus \omega_\oplus / 2\pi)$ .

## III. EXPERIMENTAL SETUP

The T2K long-baseline neutrino experiment uses the collision of 30 GeV protons from the Japan Proton Accelerator Research Complex (J-PARC) with a graphite target, and focuses charged mesons produced in the subsequent interactions along the primary proton beam direction using a series of magnetic horns. Downstream of the production target is a 96 m long decay volume in which these mesons decay to produce a beam of primarily muon neutrinos (99.3%  $\nu_\mu + \bar{\nu}_\mu$  along the beam axis).

This study is based on data accumulated from 2010 to 2013, divided into four run periods, and corresponds to  $6.63 \times 10^{20}$  protons on target (POT) exposure of the INGRID detector in neutrino-mode. The neutrino beam is defined by the beam colatitude  $\chi = 53.55087^\circ$  in the Earth-centered frame with the same fixed axis than the Sun-centered frame. At the beamline location, a local frame is defined where the z-axis corresponds to the zenith. The beam direction in this local frame is defined by the zenith angle  $\theta = 93.637^\circ$  and at the azimuthal angle  $\phi = 270.319^\circ$ . A more detailed description of the T2K experiment can be found in [19].

The INGRID detector is located 280 m downstream of the graphite target and is composed of 14  $120 \text{ cm} \times 120 \text{ cm} \times 109 \text{ cm}$  modules assembled in a cross-shaped structure. Each module holds 11 tracking segments built from pairs of orthogonally oriented scintillator planes interleaved with nine iron planes. The scintillator planes are built from 24 plastic scintillator bars connected to multi-pixel photon counters (MPPCs). Situated on the beam center, INGRID high event rate makes



it well suited to a search for a sidereal variation in the  $\nu_\mu$  interactions.

Although the  $\nu_\mu \rightarrow \nu_e$  oscillation probability in Equation (1) depends on the square of the neutrino flight length, the precise distance from creation to detection for each neutrino is unknown. Indeed, the neutrino's parent meson may decay anywhere along the decay volume as shown in Figure 1. As a result the present analysis uses the mean of this distribution,  $L_{ave} = 233.6$  m, as an effective distance travelled for all candidate events. Similarly, the mean neutrino energy of the flux at the INGRID detector,  $E_{ave} = 2.7$  GeV, is used.

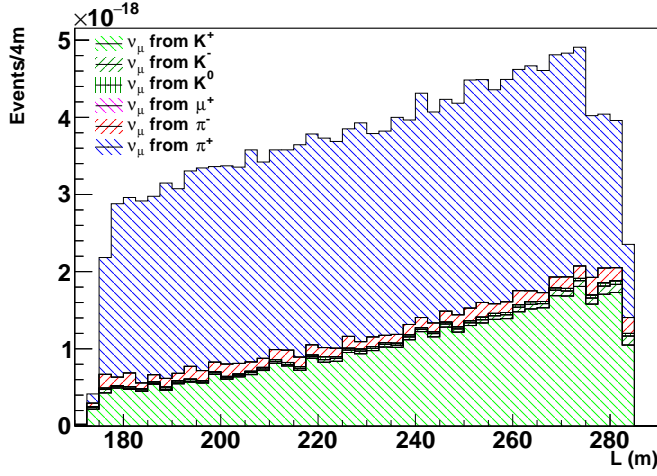


FIG. 1. Flight length to the INGRID detector for MC  $\nu_\mu$  produced in the T2K decay volume. The distribution is separated based on the neutrino's parent particle.

#### IV. $\nu_\mu$ EVENT SELECTION AND SYSTEMATIC UNCERTAINTIES

##### A. The INGRID $\nu_\mu$ event selection

To prevent LV oscillation-induced  $\nu_e$  and  $\nu_\tau$  from washing out an LV effect on the  $\nu_\mu$  data, it is essential to select a sample with very high  $\nu_\mu$  purity. Since the  $\nu_\tau$  CC interactions have a 3.5 GeV production threshold, their cross section in the T2K energy range is very small. Their impact on the analysis was evaluated to be negligible. Consequently, no attempts were made to further reject them in the signal selection.

Charged-current neutrino  $\nu_\mu$  interactions within INGRID are identified by a reconstructed track consistent with a muon originating in the detector fiducial volume, and coincident in time with the expected arrival of neutrinos in the beam originated from a given proton bunch. In addition to a set of cuts to define a basic lepton-like sample [24], a likelihood function, hereafter referred to as muon confidence level ( $\mu_{CL}$ ), is used to further separate tracks produced by muons from showers produced by electrons or hadrons. This function is based on four

discriminating variables: the number of active scintillator bars transverse to the beam direction averaged over the number of active planes, *i.e.* planes having at least one hit belonging to the track; the primary track's length; the dispersion of the track's energy deposition with distance; and the number of active scintillator bars close to the primary interaction vertex. The first three variables focus on the tendency for showers to have a broader transverse development and varying rate of energy deposition, whereas muons at T2K energies are minimum ionizing and are more longitudinally penetrating. The fourth variable is based on a region defined by only the two planes upstream and downstream of the event vertex and is useful for discriminating against showers with additional particles near the event vertex and proton-induced activity. Since the total neutrino flux is constant and the neutral current (NC) cross section is the same for each neutrino flavor, the NC event rate within INGRID is expected to be constant with sidereal time. Accordingly, no additional cuts to remove NC events are used. Figure 2 shows the  $\mu_{CL}$  likelihood distribution for reconstructed data and Monte Carlo (MC)  $\nu_\mu$  CC,  $\nu_e$  CC and NC interactions. A cut on  $\mu_{CL} \geq 0.54$  has been

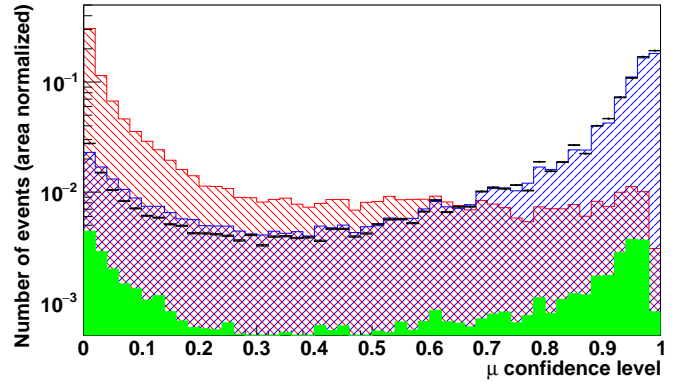


FIG. 2. Distribution of the  $\mu_{CL}$  variable for  $\nu_\mu$  CC (blue),  $\nu_e$  CC (red), and NC events (green) from the MC are overlaid with data (black). The data,  $\nu_\mu$  CC and  $\nu_\mu$  NC histograms are first normalized by protons on target, and then, scaled by one over the number of  $\nu_\mu$  CC events to preserve their relative proportions. The  $\nu_e$  CC histogram is area normalized to compare with the  $\nu_\mu$  CC histogram. The pink arrow represents the lower cut value on the  $\mu_{CL}$  that defines the  $\nu_\mu$  event selection.

selected to ensure that the  $\nu_e$  contamination of the final sample is smaller than the statistical error on the  $\nu_\mu$  component while maximizing the  $\nu_\mu$  statistics. After applying all analysis cuts the  $\nu_\mu$  CC selection efficiency is  $\epsilon_\mu = 44.0\%$ . The corresponding  $\nu_e$  efficiency,  $\epsilon_e$ , has been reduced to 13.3%. There are  $6.75 \times 10^6$  events remaining in the final sample, which provides an average statistical error of 0.22% in each of the 32 analysis bins (defined below). If an oscillation effect equivalent to three times the statistical error on the  $\nu_\mu$  component appears as  $\nu_e$  in the final sample the resulting contamination will be 0.2%. Assuming no oscillation due to LV effect, the final

sample has 3.4% NC events.

## B. Timing corrections and systematic uncertainties

The operation of the T2K beam is not constant in time and varies with the hour of the day and season of the year. The effect of time-dependent changes in the neutrino event rate must be corrected since they can mimic an LV-oscillation signal or reduce the analysis sensitivity. Such effects can be separated into two distinct classes depending on whether they alter the neutrino beam itself or the INGRID detector. The first class consists of three time-dependent corrections considered for the neutrino beam:

- Beam center variations during each run: Since the neutrino interaction rate itself is insufficient to estimate these variations, muons collected spill-by-spill with a muon detector just downstream of the decay volume [27] are used to estimate the beam center position. For each of the four run periods considered in this exposure, the beam center position as a function of LSP is estimated after correcting for tidal effects at the detector. These data are then used to extrapolate the position of the neutrino beam center, which is aligned with the muon direction, at INGRID. LSP-dependent corrections to observed event rate at INGRID due to shifts in the neutrino beam center are estimated using MC.
- Beam center variation between runs: Changes in the average beam center position between run periods are evaluated using the INGRID neutrino data and a correction is estimated and applied as in the above.
- Beam intensity variation between runs and non-uniform POT exposure as a function of LSP: A correction is applied to bring the event rate per POT in each LSP bin in line with the average for the entire run. The correction is applied for each event based on its run and sidereal phase. A further correction is applied to make the average event rate per POT of each run consistent with that of a reference run chosen to be near the end of the data taking period.

The second class of effects consists of three additional corrections to account for changes in the response of INGRID:

- Event pile-up variations: Typically only single interactions in an INGRID module are reconstructed and other interactions in the same data acquisition timing window (one for each neutrino bunch) are lost (pile-up events). However, changes in the beam intensity affect the probability of multiple interactions within an INGRID reconstruction timing window. Accordingly, events at INGRID are corrected

as a linear function of LSP to account for the variation in pile-up events with variations in the beam intensity. The number of lost pile-up events varies between 3% and 7% across the INGRID modules.

- Dark noise variations: Variations in the temperature and humidity affect the MPPC dark rate, which in turn weakly affects the neutrino detection efficiency. The maximal variations of the dark rate with the sidereal time is 2%. A correction to account for this efficiency variation has been applied linearly with the dark rate.
- Variations in the photosensor gain: The MPPC gain is influenced by environmental changes, and the scintillator gain might decrease over time. Gain changes impact both the reconstruction and the analysis selection and are corrected using a sample of beam-induced muon interactions in the rock upstream of INGRID. The effect of variations in the charge at the minimum ionization peak of these muons is simulated in MC and used to correct the neutrino event rate. The size of the correction varies with LSP and does not exceed 1%.

The validity of the above corrections has been tested by separating the analysis data set into day and night subsamples. Though time-dependent differences are expected in the split samples due to, for instance, cooler temperatures at night or beamline maintenance during the day, the data should be consistent with one another when viewed in the LSP coordinate if the above corrections have been applied consistently. Figure 3 shows the day and night distributions as a function of LSP. The agreement between the day and night distribution is evaluated with a Pearsons chi-squared test and a corresponding  $\chi^2/NDF = 28.3/32$  has been found. Data before and after all corrections also appear in the figure. Systematic errors for each of the corrections have been evaluated and are listed in Table I. The total systematic error is 0.08%, which is small when compared to the statistical error of the final sample, 0.22%.

Source	Systematic uncertainty (%)
Pile-up	0.01
MPPC dark noise	0.01
MPPC gain variation	0.06
Beam position	0.03
Beam intensity	0.05
Total systematic	0.08

TABLE I. Summary of the  $1\sigma$  systematic uncertainties induced from correcting for time dependent variations in the neutrino event rate. The beam position variation between and within run periods have been combined into a single entry in the table.



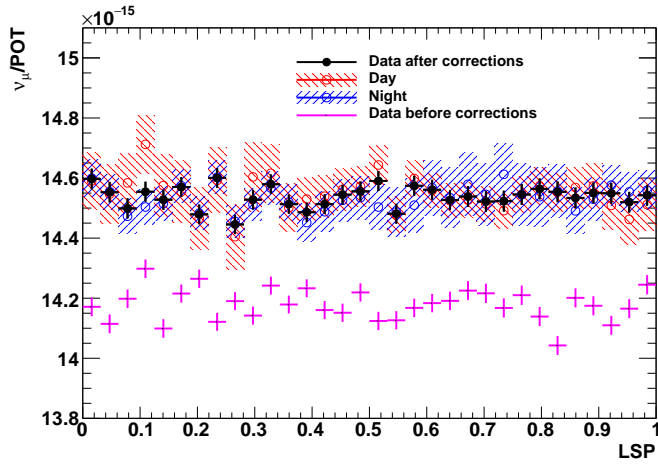


FIG. 3. Distribution of reconstructed  $\mu$ -like events per POT as a function of LSP. Data before (magenta) and after (black) corrections are shown together with the corrected sample additionally split into day (red) and night (blue) subsamples.

## V. ANALYSIS METHODOLOGY AND RESULTS

The analysis of the final data sample is performed in two stages. First, the compatibility of the data with a null signal is studied using a fast Fourier transform (FFT) method (Section V A). This method explicitly searches for a sidereal modulation and ultimately provides an estimate of the power of each Fourier mode from a potential signal. Then, constraints on the parameters appearing in Equation (1) are extracted using a likelihood method (Section V B) that includes their correlations. Figure 4 shows examples of the expected LSP distribution for MC generated under three signal assumptions.

### A. The Fast Fourier transform result

Expanding Equation (1) indicates that LV oscillations are described by four harmonic sidereal frequencies  $f_i = i \cdot \omega_{\oplus}$ ,  $i \in [1, 4]$  and a constant term. The FFT [25, 26] method is most efficient for  $N = 2^L$  bins and the sensitivity of the current analysis is found to be optimal when  $L = 5$ . Data are therefore divided into 32 evenly spaced LSP bins for input into the FFT and the magnitudes of the four Fourier modes,  $|F_i|$ , are then estimated. Note that the constant term is not considered in this study due to large uncertainties in the beam flux normalization. A  $3\sigma$  detection threshold has been determined as the power in a Fourier mode for which 0.3% of MC experiments generated without LV effects shows higher power. For each mode this threshold corresponds to  $|F_i| > 0.026$ . The results of the fit to the data are shown in Table II together with a p-value estimating the likelihood that the observed power was produced by a statistical fluctuation of the null (no LV) hypothesis. All  $|F_i|$  are below the  $3\sigma$  detection threshold and indicate no evidence for a LV

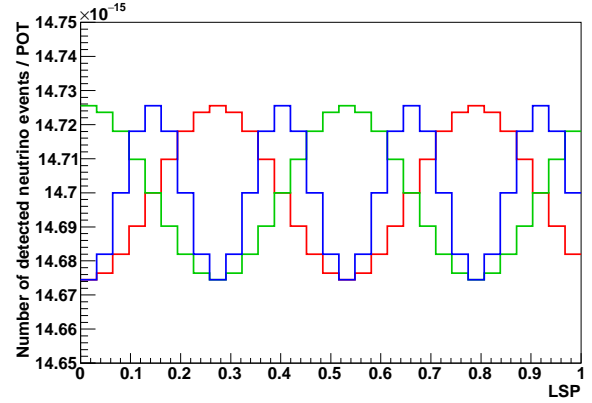


FIG. 4. Distribution of the  $\nu_{\mu}$  event rate as a function of LSP for three different assumed signal configurations:  $(\mathcal{C}_{\mu e}, (\mathcal{A}_c)_{\mu e}, (\mathcal{A}_s)_{\mu e}, (\mathcal{B}_c)_{\mu e}, (\mathcal{B}_s)_{\mu e}) = (0, 5 \times 10^{-20}, 0, 0, 0)$  GeV (red),  $(0, 0, 5 \times 10^{-20}, 0, 0)$  GeV (green),  $(0, 0, 0, 5 \times 10^{-20}, 0)$  GeV (blue). The coefficients corresponding to  $\nu_{\mu} \rightarrow \nu_{\tau}$  oscillation  $(\mathcal{C}_{\mu \tau}, (\mathcal{A}_c)_{\mu \tau}, (\mathcal{A}_s)_{\mu \tau}, (\mathcal{B}_c)_{\mu \tau}, (\mathcal{B}_s)_{\mu \tau})$  have been set to 0.

signal.

TABLE II. Observed power in each Fourier mode from a fit to the data using the FFT method. A positive observation at  $3\sigma$  would correspond to an observed power greater than 0.026 in any  $\omega_{\oplus}$ .

Fourier Mode	Magnitude	p-value
$ F_1 $	0.011	0.35
$ F_2 $	0.009	0.48
$ F_3 $	0.006	0.69
$ F_4 $	0.009	0.51

Constraints on the SME coefficients can be extracted with the FFT method [8, 22] under the assumption that the parameters above are uncorrelated. However, since the data sets are reduced to the four amplitudes and the relatively large number of parameters in the oscillation function, correlations are expected. Figure 5 shows the probability for data without LV to yield more power in the Fourier modes than the average expected for a LV signal as a function of the SME coefficients  $(a_L)_{\mu e}^X$  and  $(c_L)_{\mu e}^{TX}$ . The parameters exhibit a high degree of anti-correlation, indicating that in the event of a null observation as above, using the FFT method without considering these correlations may lead to an underestimation of the parameter limits. As the parameters in Equation (1) are functions of these coefficients, they might be also expected to exhibit correlations. Accordingly, a likelihood method has been developed to fully incorporate these correlations when making parameter estimations.

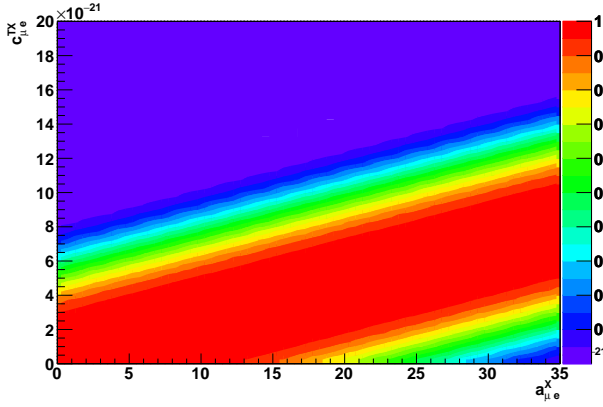


FIG. 5. Probability for the observed Fourier power in a null observation to exceed the expected power from a LV signal as a function of the  $(a_L)_{\mu e}^X$  and  $(c_L)_{\mu e}^{TX}$  coefficients.

### B. Likelihood analysis

Due to the large number of SME parameters [22] relative to the number of observables, this analysis does not estimate the  $(a_L)_{ab}^X$  and  $(c_L)_{ab}^{TX}$  parameters but the  $\mathcal{C}_{\mu b}$ ,  $(\mathcal{A}_c)_{\mu b}$ ,  $(\mathcal{A}_s)_{\mu b}$ ,  $(\mathcal{B}_c)_{\mu b}$ ,  $(\mathcal{B}_s)_{\mu b}$  ( $b = e, \tau$ ) parameters from Equation (1) using a likelihood method that fully incorporates their correlations and the experimental uncertainties. However, since the impact of systematic errors is negligible (c.f. Table I), only the statistical uncertainty in each LSP bin is considered here. Further, each parameter is assumed to be real valued. Sensitivity studies without this assumption showed no significant constraint on the complex phases of these parameters with the present data. Under these conditions, a simultaneous fit for ten real parameters using the data and binning from the previous section has been performed. Since the parameters are highly correlated, the contours and limits are not estimated assuming a profiling method, but instead using a likelihood marginalization which genuinely preserve their correlations [2]. This analysis assumes flat priors for all the parameters since no LV has been discovered so far. The results of the fit are shown in the Table III.

TABLE III. Best fit (BF) values with 68%, and 95% upper limit values on the LV model parameters using the likelihood method (in units of  $10^{-20}$  GeV). In the last row, the expected sensitivity is shown.

	$\mathcal{C}_{\mu e}$	$(\mathcal{A}_c)_{\mu e}$	$(\mathcal{A}_s)_{\mu e}$	$(\mathcal{B}_c)_{\mu e}$	$(\mathcal{B}_s)_{\mu e}$
Best fits	-0.3	0.3	0.4	-1.2	2.0
68% C.L Limits	1.3	1.5	2.0	1.3	1.6
95% C.L Limits	3.0	3.2	3.8	2.6	3.1
95% C.L Sensitivity	2.5	2.7	4.3	3.5	3.5
	$\mathcal{C}_{\mu \tau}$	$(\mathcal{A}_c)_{\mu \tau}$	$(\mathcal{A}_s)_{\mu \tau}$	$(\mathcal{B}_c)_{\mu \tau}$	$(\mathcal{B}_s)_{\mu \tau}$
Best fits	-0.8	-0.4	-3.2	-0.4	1.1
68% C.L Limits	1.3	1.5	2.0	1.3	1.6
95% C.L Limits	3.0	3.2	3.8	2.6	3.1
95% C.L Sensitivity	2.5	2.7	4.3	3.5	3.5

As expected from the FFT method, no indications of LV oscillations are found and  $2\sigma$  upper limits are set for each parameter. Those limits are compared with the sensitivity obtained by determining the parameter absolute values for which 5% of some MC experiments generated without LV effects shows higher absolute values. The contour limits are constructed following a constant  $\Delta\chi^2$  method and are shown in Figure 6 for the  $(\mathcal{A}_c)_{\mu e}$  and  $(\mathcal{A}_s)_{\mu e}$  parameters that show important anti-correlations. While correlated-parameter analyses have been performed elsewhere [23], this is the first search to do so using all ten parameters simultaneously. The five harmonics in Equation (1) heavily correlate the ten parameters as shown in Figure 6. Neglecting the correlations between the parameters will lead an underestimation of the parameter limits. Since these correlations vary with the direction and position of each experiment, any comparison or combination of the limits found by different experiments requires to preserve these correlations.

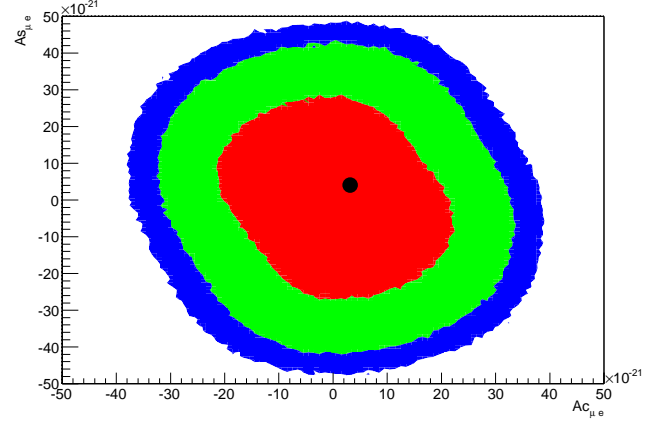


FIG. 6. Ten-coefficient fit result in the  $(\mathcal{A}_c)_{\mu e}$ ,  $(\mathcal{A}_s)_{\mu e}$  coefficient plane. The other parameters are marginalized over. The best fit point is marked in black, with 68%, 90% and 95% credible intervals shown in red, green and blue, respectively.

## VI. CONCLUSIONS

The T2K experiment has performed a search for Lorentz and CPT invariance violations using the IN-GRID on-axis near detector. Two complementary analysis methods have found no evidence of such symmetry violations for the energy, neutrino baseline, and data set used. Not only are the data consistent with an LSP-independent event rate based on a FFT analysis, but a likelihood analysis incorporating parameter correlations has corroborated this finding and yielded constraints on ten SME parameters.

## ACKNOWLEDGEMENTS

We thank the J-PARC staff for superb accelerator performance. We thank the CERN NA61 Collaboration for providing valuable particle production data. We acknowledge the support of MEXT, Japan; NSERC (Grant No. SAPPJ-2014-00031), NRC and CFI, Canada; CEA and CNRS/IN2P3, France; DFG, Germany; INFN, Italy; National Science Centre (NCN) and Ministry of Science and Higher Education, Poland; RSF, RFBR, and MES, Russia; MINECO and ERDF funds, Spain; SNSF

and SERI, Switzerland; STFC, UK; and DOE, USA. We also thank CERN for the UA1/NOMAD magnet, DESY for the HERA-B magnet mover system, NII for SINET4, the WestGrid and SciNet consortia in Compute Canada, and GridPP in the United Kingdom. In addition, participation of individual researchers and institutions has been further supported by funds from ERC (FP7), H2020 Grant No. RISE-GA644294-JENNIFER, EU; JSPS, Japan; Royal Society, UK; and the DOE Early Career program, USA.

- 
- [1] V. A. Kostelecký and S. Samuel, *Phys. Rev. D* **39**, 683 (1989).
  - [2] C. Patrignani *et al.* (Particle Data Group), *Chin. Phys. C* **40**, 100001 (2016).
  - [3] S. W. Hawking, *Phys. Rev. D* **14**, 2460 (1976).
  - [4] I. Hinchliffe, N. Kersting, and Y. Ma, *Int. J. Mod. Phys. A* **19**, 179 (2004).
  - [5] V. A. Kostelecký and N. Russell, *Rev. Mod. Phys.* **83**, 11 (2011).
  - [6] L. B. Auerbach *et al.* (LSND Collaboration), *Phys. Rev. D* **D72**, 076004 (2005).
  - [7] A. A. Aguilar-Arevalo *et al.* (MiniBooNE Collaboration), *Phys. Lett. D* **B718**, 1303 (2013).
  - [8] P. Adamson *et al.* (MINOS Collaboration), *Phys. Rev. Lett.* **101**, 151601 (2008).
  - [9] P. Adamson *et al.* (MINOS Collaboration), *Phys. Rev. D* **D85**, 031101 (2012).
  - [10] P. Adamson *et al.* (MINOS Collaboration), *Phys. Rev. Lett.* **105**, 151601 (2010).
  - [11] B. Rebel S. Mufson *et al.*, *Astropart. Phys.* **48**, 78-81 (2013).
  - [12] Y. Abe *et al.* (Double Chooz Collaboration), *Phys. Rev. D* **D86**, 112009 (2012).
  - [13] R. Abbasi *et al.* (IceCube Collaboration), *Phys. Rev. D* **D82**, 112003 (2010).
  - [14] K. Abe *et al.* (Super-Kamiokande), *Phys. Rev. D* **D91**, 052003 (2015).
  - [15] D. Colladay and V. A. Kostelecký, *Phys. Rev. D* **58**, 116002 (1998).
  - [16] V. A. Kostelecký and M. Mewes, *Phys. Rev. D* **D85**, 096005 (2012).
  - [17] V. A. Kostelecký and M. Mewes, *Phys. Rev. D* **D70**, 031902 (2004).
  - [18] V. A. Kostelecký and M. Mewes, *Phys. Rev. D* **D69**, 016005 (2004).
  - [19] K. Abe *et al.* (T2K Collaboration), *Nucl. Instrum. Methods A* **659**, 106 (2011).
  - [20] K. Abe *et al.* (T2K Collaboration), *Nucl. Instrum. Methods A* **694**, 211 (2012).
  - [21] K. A. Olive *et al.*, *Chin. Phys.* **C38**, 090001 (2014).
  - [22] J. S. Diaz, V. A. Kostelecký, and M. Mewes, *Phys. Rev. D* **80**, 076007 (2009).
  - [23] T. Katori (MiniBooNE Collaboration), *Mod. Phys. Lett. A* **A27**, 1230024 (2012).
  - [24] K. Abe *et al.* (T2K Collaboration), *Phys. Rev. D* **90**, 052010 (2014).
  - [25] W. H. Press, *Numerical recipes 3rd edition: The art of scientific computing* (Cambridge university press, 2007).
  - [26] P. Duhamel, V. Martin, *Signal Processing* **19(4)**, 259-299 (1990).
  - [27] K. Abe *et al.* (T2K Collaboration), *Progr. Theor. Exp. Phys.* **5**, 053C02 (2015).
  - [28] K. Abe *et al.* (T2K Collaboration), T2K public data, <http://t2k-experiment.org/results/Ingrid-LeptonViolation-20>