

Simultaneous tracking of spin angle and amplitude beyond classical limits

Giorgio Colangelo,^{1,*} Ferran Martin Ciurana,¹ Lorena C. Bianchet,¹ Robert J. Sewell,¹ and Morgan W. Mitchell^{1,2}

¹*ICFO-Institut de Ciències Fotoniques, The Barcelona Institute of Science and Technology, 08860 Castelldefels (Barcelona), Spain*

²*ICREA – Institució Catalana de Recerca i Estudis Avançats, 08015 Barcelona, Spain*

(Dated: February 5, 2022)

We show how simultaneous, back-action evading tracking of non-commuting observables can be achieved in a widely-used sensing technology, atomic interferometry. Using high-dynamic-range dynamically-decoupled quantum non-demolition (QND) measurements on a precessing atomic spin ensemble, we track the collective spin angle and amplitude with negligible effects from back action, giving steady-state tracking sensitivity 2.9 dB beyond the standard quantum limit and 7.0 dB beyond Poisson statistics.

Continuous monitoring or *tracking* of a quantum system is essential to high-sensitivity measurement of time-varying quantities [1] from biomagnetic fields[2] to gravitational-wave strain [3]. Naive tracking strategies have limited sensitivity due to quantum back-action, in which measurement of one observable disturbs other, non-commuting observables [4]. Quantum-aware strategies have shown back-action evasion, foregoing knowledge of one observable to precisely measure another [5, 6, 8, 22]. Recent proposals suggest that back-action can be evaded even when tracking multiple, non-commuting observables, by employing negative-mass oscillators [9–11] or zero-area Sagnac interferometers [12, 13]. Here we show how simultaneous, back-action evading tracking of non-commuting observables can be achieved in a widely-used sensing technology, atomic interferometry. Using high-dynamic-range [6], dynamically-decoupled [21] quantum non-demolition (QND) measurements [8, 22], on a precessing atomic spin ensemble, we track the collective spin angle and amplitude with negligible effects from back action, giving steady-state tracking sensitivity 2.9 dB beyond the standard quantum limit and 7.0 dB beyond Poisson statistics [11]. The technique greatly extends the quantum limits for atomic sensors that track frequency [17], acceleration, rotation and gravity [18], magnetic fields [19], and physics beyond the standard model [20].

In the context of gravitational-wave searches, it was noted [4] that the uncertainty principle constrains not only our knowledge of quantum systems, but also of seemingly non-quantum observables such as time and distance. Because our instruments to measure these are necessarily quantum systems, they are subject to measurement back-action. In harmonic oscillators and optical modes, continuous measurement of one quadrature X disturbs the other quadrature P , which through the dynamics of oscillation returns the disturbance to the measured variable. The effects of back-action can be evaded, however, if X is measured stroboscopically, at the same phase each cycle. The disturbance to P then never enters the measurement record, but also no information is gained about P . Varieties of this single-variable “back-

action evading” or QND measurement have been implemented with photonic [5], mechanical [6], and atomic systems [8, 22].

Recently, the possibility of evading measurement back-action for *both* variables of an oscillator has been suggested. This task, which might at first seem impossible, is attractive because it would allow back-action-unlimited detection of both amplitude- and phase-perturbing effects, and requires no *a priori* knowledge of the oscillator phase. Existing proposals involve matched systems: when an ordinary oscillator is matched to a negative-mass counterpart, a subsystem becomes immune to the uncertainty principle but remains sensitive to external forces [9, 10, 21]. In this way, the zero-area Sagnac interferometer is predicted to evade back-action in sensing gravitational waves [12, 13].

Here we show that back-action evasion can be achieved when tracking non-commuting observables in atomic sensors. Using quasi-continuous quantum non-demolition measurements, we track the two oscillating observables of a single macroscopic spin oscillator. The measurement evades all but a negligible back-action contribution, to obtain a record of both the amplitude and angle of the oscillator beyond their respective classical limits. This demonstrates for atomic interferometers a sensing modality unavailable to mechanical and optical oscillators and compatible with the most advanced atomic sensing strategies.

Atomic interferometers employ atomic ensembles that behave as a large spin \mathbf{F} governed by an angular momentum algebra. As \mathbf{F} precesses about any given axis, two spin components oscillate harmonically while the third is constant. Precessing about the x axis, the oscillating components obey the Robertson uncertainty relation [22]

$$\delta F_y \delta F_z \geq \frac{1}{2} |\langle [F_y, F_z] \rangle| = \frac{1}{2} |\langle F_x \rangle| \quad (1)$$

(we take $\hbar = 1$ throughout). For the best signal, polarization in the F_y - F_z plane should be maximal, in which case $|\langle F_x \rangle|$ vanishes. Because $\langle F_x \rangle$ is a constant of the motion, this condition holds for all time and Eq. (1) sets no limit on the area in the F_y - F_z phase

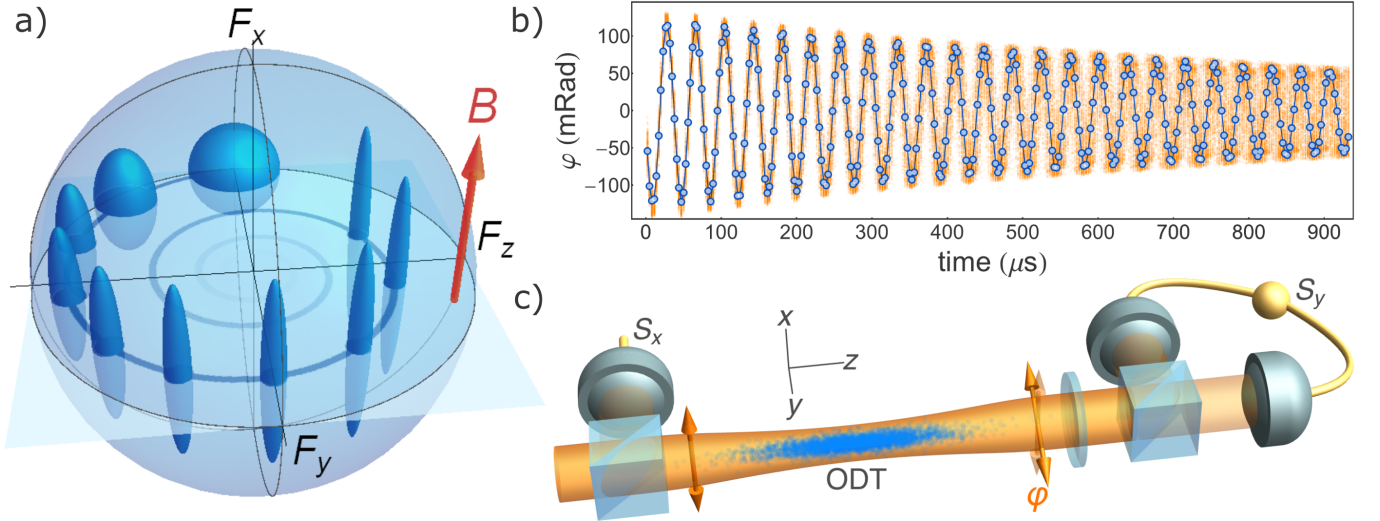


Figure 1. Simultaneous tracking of non-commuting observables. a) Bloch-sphere representation of the atomic state evolution. Ellipsoids show uncertainty volumes (not to scale) as the state evolves anti-clockwise from an initial, F_y -polarized state with isotropic uncertainty. An x -oriented magnetic field \mathbf{B} drives a coherent spin precession in the F_y - F_z plane. Quasi-continuous measurement of F_z produces a reduction in F_z and F_y variances, with a corresponding increase in $\text{var}(F_x)$. b) Observed Faraday rotation angle $\varphi \propto F_z$ versus time. Each circle shows the rotation angle from one V-polarized pulse. A magnetic field of 37.6 mG produces the observed oscillation, while dephasing due to residual magnetic gradients and off-resonant scattering of probe photons cause the decay of coherence. Blue circles show a single, representative trace, overlaid on 450 repetitions of the experiment shown as orange dots. The time zero corresponds to the first probe pulse; the end of optical pumping is 58 μ s earlier. c) Experimental geometry: 1.88×10^6 cold ^{87}Rb atoms are confined in a weakly-focused single beam optical dipole trap (ODT). Transverse optical pumping is used to produce F_y polarisation. On-axis, 0.6 μ s pulses with mean photon number 2.74×10^6 experience Faraday rotation by an angle $\varphi \propto F_z$. A polarimeter consisting of waveplates, a polarising beamsplitter, high-quantum-efficiency photodiodes, and charge-sensitive amplifiers measures the output Stokes component S_y . A reference detector before the atoms measures input Stokes component $S_0 = |S_x|$. The rotation angle is computed as $\varphi = \arcsin(S_y/S_x)$.

space. When the Robertson relation is thus evaded, arithmetic uncertainty relations [23] limit the uncertainty to $\text{var}(F_y) + \text{var}(F_z) \sim N_A^{2/3}$, far below $\sim N_A$, the standard quantum limit (SQL) [24]. N_A is typically $\sim 10^6$ in cold atom systems and $\sim 10^{12}$ in atomic vapors, so this $N_A^{1/3}$ advantage extends the quantum limits by orders of magnitude.

Setting $|\langle F_x \rangle| = 0$ evades one obstacle to tracking, that presented by Eq. (1). We also must show that a non-destructive measurement of F_z, F_y can be engineered to avoid back-action effects. In the Supplementary Information we show this for an ideal Faraday rotation measurement. The state evolution is illustrated in Fig. 1 a) and summarized here: F_z is coupled to an optical “meter” variable S_z via the QND interaction $H_{\text{eff}} = gF_zS_z$, where g is a coupling constant. The interaction with N_L photons imprints a signal proportional to F_z on the meter, which when measured reduces $\text{var}(F_z)$ by an amount $\Delta_m \sim g^2 N_L \text{var}(F_z)$. This same interaction rotates \mathbf{F} about F_z by a random angle $\theta \equiv gS_z$, increasing $\text{var}(F_y)$ by an amount $\Delta_d \sim g^2 N_L \text{var}(F_x)$, and also increasing $\text{var}(F_x)$. Precessing and under continuous measurement, F_z and F_y alternate roles as the measured and disturbed variable, and each experiences both effects. For $\bar{N}_L = 1/(g^2 N_A)$, the measurement benefit $\Delta_m \sim N_A$

is of order the initial uncertainty, while the back-action $\Delta_d \sim 1$ is negligible. Probing with this N_L induces a negligible loss of coherence, so that the sensitivity to both angular and radial perturbations improves.

Realizing this in-principle advantage requires control of measurement dynamics [25] and incoherent effects [2], as well as low-noise non-destructive detection with high-dynamic-range [6]. We use an ensemble of $N_A = 1.88 \times 10^6$ cold ^{87}Rb atoms held in an optical dipole trap. The atoms are initially prepared in the F_y -polarized state by optical pumping and, due to an applied B-field in the x direction, precess coherently in the F_y - F_z plane with Larmor period $T_L \approx 38 \mu$ s. The “meter” variable is the polarisation of $\sim 1 \mu$ s, off-resonance optical pulses, which experience Faraday rotation by an angle $\varphi = gF_z$ on the Poincare sphere as they propagate through the atomic cloud. We probe the atoms with V-polarized optical pulses, interspersed with H-polarized compensation pulses to dynamically decouple the spin alignment [21, 27], i.e., to produce the effective hamiltonian $H_{\text{eff}} = gF_zS_z$ without tensor light shifts. We use high dynamic-range, shot-noise-limited optoelectronics [6] and nonlinear signal reconstruction to achieve sub-projection-noise readout sensitivity for rotation signals up to $\varphi \approx 100$ mrad. See Supplementary Information.

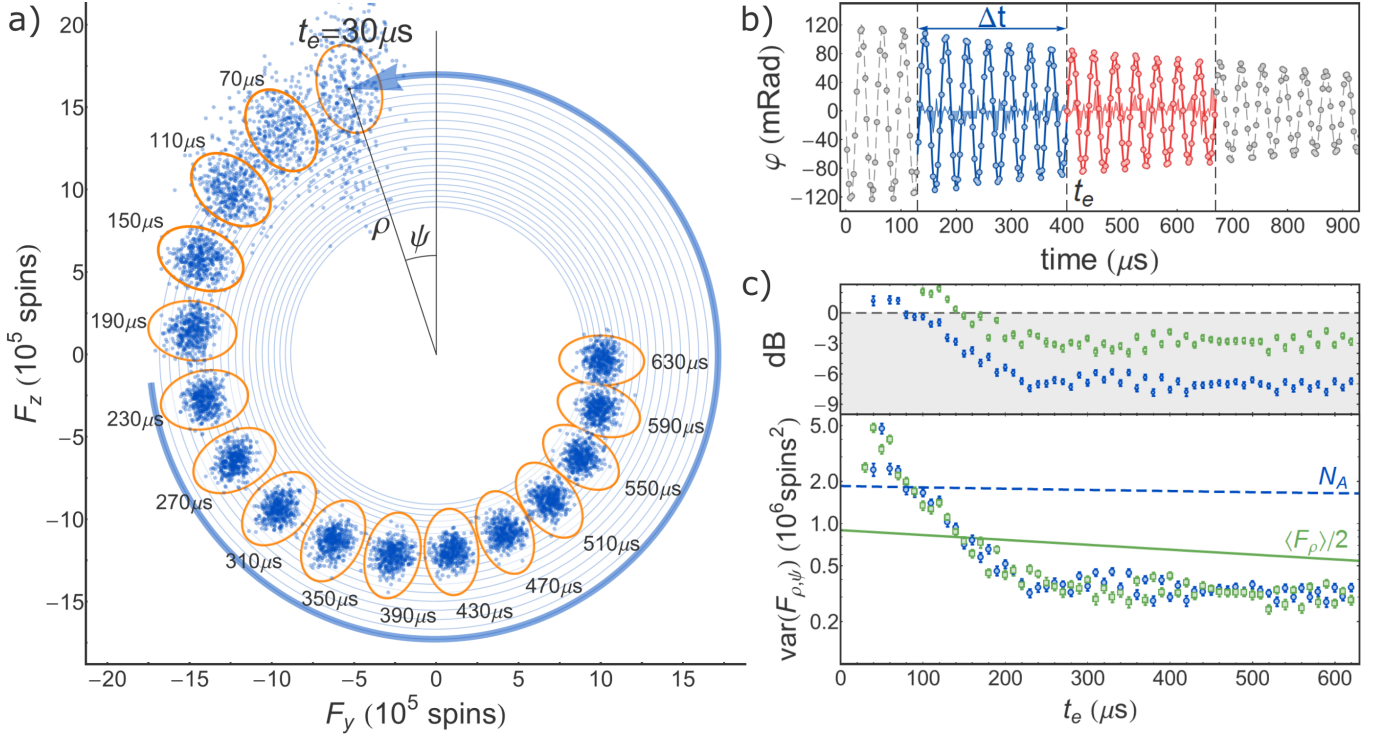


Figure 2. Experimental results. a) Measured trajectories in the F_y - F_z phase space at different estimation times t_e . For each of the 450 traces shown in Fig. 1 b), the function of Eq. (2) is fit to the data to find predictive and confirming estimates \mathbf{F}_1 , \mathbf{F}_2 , respectively, for (F_y, F_z) at time t_e . Fits for \mathbf{F}_1 and \mathbf{F}_2 use disjoint sets of data covering the ranges $t_e - \Delta t \leq t_k < t_e$ and $t_e < t_k \leq t_e + \Delta t$, respectively. A single fit is a tightly-wound spiral shown as a thin blue line and the thick arrow shows the trajectory from $t = 0$ to $t = t_e = 30 \mu\text{s}$. For clarity, we show results for t_e values spaced by $40 \mu\text{s}$, slightly more than one Larmor oscillation. Each point shows $\langle \mathbf{F}_1 \rangle + 100\mathcal{F}$, where $\langle \mathbf{F}_1 \rangle$ is the mean over the 450 repetitions, and $\mathcal{F} \equiv \mathbf{F}_2 - \Gamma_{2,1}\Gamma_1^{-1}\mathbf{F}_1$ is the error of the best linear prediction (see SI). The factor 100 provides magnification for visualization purposes. Orange ellipses, with radial and azimuthal radii of 2σ , where $\sigma = 100\sqrt{\text{CL}}$, show the relevant classical limits: Poisson (radial, $\text{CL} = N_A$) and SQL (azimuthal, $\text{CL} = \langle F_\rho \rangle/2$). b) Fits to estimate (F_y, F_z) for $t_e = 400 \mu\text{s}$ and a measurement time $\Delta t = 270 \mu\text{s}$. Blue (red) shows fits based on prior (posterior) data. Shaded regions show fit residuals $\times 10$. c) Evolution of tracking precision for different t_e . Blue circles and green squares show radial and azimuthal components of $\Gamma_{\mathbf{F}_2|\mathbf{F}_1}$. Error bars show $\pm 1\sigma$ standard error. Dashed blue and solid green curves show Poisson and SQL variances. These decrease during probing due to loss of coherence and loss of atoms. No readout noise has been subtracted.

A representative sequence of measured Faraday rotation angles $\varphi(t_k)$ for QND measurements spread over 1 ms is shown in Fig. 1 b), and is well described by a free induction decay model that we use to estimate F_z and F_y at a time t_e

$$\varphi(t) = g [F_z(t_e) \cos \omega_L t_r - F_y(t_e) \sin \omega_L t_r] e^{-t_r/T_2} + \varphi_0 \quad (2)$$

where $t_r \equiv t - t_e$. The coupling constant g is found by an independent calibration, while the Larmor frequency ω_L , the coherence time T_2 , and the offset φ_0 are found by fitting to the measured $\varphi(t_k)$ over the full range of t .

With these parameters fixed, we then use Eq. (2) to obtain a *predictive* estimate $\mathbf{F}_1 = (F_y^{(1)}, F_z^{(1)})$ at time t_e using measurements $\{\varphi(t_k)\}_{t_e - \Delta t \leq t_k < t_e}$; and to obtain a *confirming* estimate $\mathbf{F}_2 = (F_y^{(2)}, F_z^{(2)})$ using $\{\varphi(t_k)\}_{t_e < t_k \leq t_e + \Delta t}$. Because the classical parameters g , ω_L , T_2 and φ_0 , are fixed beforehand, these are two linear, least-squares estimates of the vector \mathbf{F} obtained from dis-

joint data sets. Estimating \mathbf{F} for several values of t_e gives a predictive trajectory and a confirming one. We gather statistics over 450 repetitions of the experiment. Empirically, we find $\Delta t = 270 \mu\text{s}$ minimizes the total variance $\text{Tr}(\Gamma_{\mathbf{F}_2|\mathbf{F}_1})$ (see Supplementary Information), reflecting a trade-off of photon shot noise versus scattering-induced decoherence and magnetic-field technical noise.

Fig. 2 a) shows the resulting mean predictive trajectory $\langle \mathbf{F}_1 \rangle$, which spirals slowly toward the origin due to magnetic-gradient-induced dephasing, and the discrepancy between the trajectories, $\mathbf{F}_2 - \mathbf{F}_1$, which rapidly decreases due to the measurement effect, reaching a steady state after about $250 \mu\text{s}$ of probing.

To quantify the measurement uncertainty, we compute the vector conditional covariance $\Gamma_{\mathbf{F}_2|\mathbf{F}_1} = \Gamma_{\mathbf{F}_2} - \Gamma_{\mathbf{F}_2\mathbf{F}_1}\Gamma_{\mathbf{F}_1}^{-1}\Gamma_{\mathbf{F}_1\mathbf{F}_2}$ where $\Gamma_{\mathbf{v}}$ indicates the covariance matrix for vector \mathbf{v} , and $\Gamma_{\mathbf{uv}}$ indicates the cross-covariance matrix for vectors \mathbf{u} and \mathbf{v} . Defining the polar coor-

dinate system $(F_y, F_z) = \rho(-\sin\psi, \cos\psi)$, we identify the radial and azimuthal variances, $\text{var}(F_\rho) \equiv \hat{\rho}^T \Gamma_{\mathbf{F}_2|\mathbf{F}_1} \hat{\rho}$ and $\text{var}(F_\psi) \equiv \hat{\psi}^T \Gamma_{\mathbf{F}_2|\mathbf{F}_1} \hat{\psi}$, respectively, where $\hat{\rho} \equiv (-\sin\psi, \cos\psi)^T$ and $\hat{\psi} \equiv (-\cos\psi, -\sin\psi)^T$ are radial and azimuthal unit vectors.

As shown in Fig. 2 c), $\text{var}(F_\psi)$ drops below the SQL of $\langle F_\rho \rangle/2$ after $\approx 150 \mu\text{s}$ of probing, and remains below it to the limit of the experiment. No read out noise has been subtracted. Considering the steady-state region $t_e \geq 270 \mu\text{s}$, $\text{var}(F_\psi)$ is on average 2.9 dB below the SQL, and $\text{var}(F_\rho)$ is on average 7.0 dB below the Poissonian variance N_A , to give a precision surpassing classical limits in both dynamical variables. For any given value of t_e , $\text{var}(F_\rho)$ and $\text{var}(F_\psi)$ have standard errors of ≈ 0.3 dB, implying high statistical significance even without combining results for different t_e .

We have shown how measurement back-action can be made negligible in high-sensitivity atom interferometry, allowing continuous tracking of the full dynamics of non-commuting spin observables beyond classical limits. The method is very close to practical application in the highest-performance atomic sensors: Tracking of atomic spin precession by non-destructive optical measurement is already used in the highest-sensitivity magnetic field measurements [2], and in some optical lattice clocks [28]. Moreover, multi-pass [29] and cavity build-up [18] methods are compatible with these techniques and greatly reduce scattering-induced decoherence, the limiting factor in our experiment. Together, these advances enable tracking far beyond the standard quantum limit with atomic sensors.

ACKNOWLEDGEMENTS

We thank G. Vitagliano, M. D. Reid, P. D. Drummond, G. Tóth, N. Behbood, M. Napolitano, S. Palacios, X. Menino and the ICFO mechanical workshop, J.-C. Cifuentes and the ICFO electronic workshop, D. T. Campbell and M. M. Fria. Work supported by MINECO/FEDER, MINECO projects MAQRO (Ref. FIS2015-68039-P), XPLICA (FIS2014-62181-EXP) and Severo Ochoa grant SEV-2015-0522, Catalan 2014-SGR-1295, by the European Union Project QUIC (grant agreement 641122), European Research Council project AQUMET (grant agreement 280169) and ERIDIAN (grant agreement 713682), and by Fundació Privada CELLEX. LCB was supported by the International Fellowship Programme ‘La Caixa’ - Severo Ochoa, awarded by the ‘La Caixa’ Foundation.

106, 090401 (2011).

- [2] I. Kominis, T. Kornack, J. Allred, M. Romalis, A subfemtotesla multichannel atomic magnetometer, *Nature* **422**, 596 (2003).
- [3] LIGO Scientific Collaboration and Virgo Collaboration, Observation of gravitational waves from a binary black hole merger, *Phys. Rev. Lett.* **116**, 061102 (2016).
- [4] V. B. Braginsky, Y. I. Vorontsov, K. S. Thorne, Quantum nondemolition measurements, *Science* **209**, 547 (1980).
- [5] P. Grangier, J. A. Levenson, J.-P. Poizat, Quantum nondemolition measurements in optics, *Nature* **396**, 537 (1998).
- [6] R. Ruskov, K. Schwab, A. N. Korotkov, Squeezing of a nanomechanical resonator by quantum nondemolition measurement and feedback, *Phys. Rev. B* **71**, 235407 (2005).
- [7] R. J. Sewell, M. Napolitano, N. Behbood, G. Colangelo, M. W. Mitchell, Certified quantum non-demolition measurement of a macroscopic material system, *Nat Photon* **7**, 517 (2013).
- [8] G. Vasilakis, H. Shen, K. Jensen, M. Balabas, D. Salart, B. Chen, E. S. Polzik, Generation of a squeezed state of an oscillator by stroboscopic back-action-evading measurement, *Nature Physics* **11**, 389 (2015).
- [9] M. Tsang, C. M. Caves, Evading quantum mechanics: Engineering a classical subsystem within a quantum environment, *Phys. Rev. X* **2**, 031016 (2012).
- [10] E. S. Polzik, K. Hammerer, Trajectories without quantum uncertainties, *Ann. Phys.* **527**, A15 (2015).
- [11] C. B. Möller, R. A. Thomas, G. Vasilakis, E. Zeuthen, Y. Tsaturyan, K. Jensen, A. Schliesser, K. Hammerer, E. S. Polzik, Back action evading quantum measurement of motion in a negative mass reference frame, *ArXiv e-prints* (2016).
- [12] Y. Chen, Sagnac interferometer as a speed-meter-type, quantum-nondemolition gravitational-wave detector, *Phys. Rev. D* **67**, 122004 (2003).
- [13] C. Gräf, *et al.*, Design of a speed meter interferometer proof-of-principle experiment, *Classical and Quantum Gravity* **31**, 215009 (2014).
- [14] F. M. Ciurana, G. Colangelo, R. J. Sewell, M. W. Mitchell, Real-time shot-noise-limited differential photodetection for atomic quantum control, *Opt. Lett.* **41**, 2946 (2016).
- [15] M. Koschorreck, M. Napolitano, B. Dubost, M. W. Mitchell, Quantum nondemolition measurement of large-spin ensembles by dynamical decoupling, *Phys. Rev. Lett.* **105**, 093602 (2010).
- [16] J.-B. Béguin, E. M. Bookjans, S. L. Christensen, H. L. Sørensen, J. H. Müller, E. S. Polzik, J. Appel, Generation and detection of a sub-poissonian atom number distribution in a one-dimensional optical lattice, *Phys. Rev. Lett.* **113**, 263603 (2014).
- [17] A. D. Ludlow, M. M. Boyd, J. Ye, E. Peik, P. O. Schmidt, Optical atomic clocks, *Rev. Mod. Phys.* **87**, 637 (2015).
- [18] A. D. Cronin, J. Schmiedmayer, D. E. Pritchard, Optics and interferometry with atoms and molecules, *Rev. Mod. Phys.* **81**, 1051 (2009).
- [19] D. Budker, M. Romalis, Optical magnetometry, *Nature Phys.* **3**, 227 (2007).
- [20] D. Budker, P. W. Graham, M. Ledbetter, S. Rajendran, A. O. Sushkov, Proposal for a cosmic axion spin precession experiment (CASPER), *Phys. Rev. X* **4**, 021030 (2014).

[1] M. Tsang, H. M. Wiseman, C. M. Caves, Fundamental quantum limit to waveform estimation, *Phys. Rev. Lett.*

- [21] M. Ozawa, Uncertainty relations for joint measurements of noncommuting observables, *Physics Letters A* **320**, 367 (2004).
- [22] H. P. Robertson, The uncertainty principle, *Phys. Rev.* **34**, 163 (1929).
- [23] L. Dammeier, R. Schwonnek, R. F. Werner, Uncertainty relations for angular momentum, *New Journal of Physics* **17**, 093046 (2015).
- [24] Q. Y. He, S.-G. Peng, P. D. Drummond, M. D. Reid, Planar quantum squeezing and atom interferometry, *Phys. Rev. A* **84**, 022107 (2011).
- [25] G. A. Smith, S. Chaudhury, A. Silberfarb, I. H. Deutsch, P. S. Jessen, Continuous weak measurement and nonlinear dynamics in a cold spin ensemble, *Phys. Rev. Lett.* **93**, 163602 (2004).
- [26] M. Koschorreck, M. Napolitano, B. Dubost, M. W. Mitchell, Sub-projection-noise sensitivity in broadband atomic magnetometry, *Phys. Rev. Lett.* **104**, 093602 (2010).
- [27] R. J. Sewell, M. Napolitano, N. Behbood, G. Colangelo, M. W. Mitchell, Certified quantum non-demolition measurement of a macroscopic material system, *Nat. Photon.* **7**, 517 (2013).
- [28] J. Lodewyck, P. G. Westergaard, P. Lemonde, Nondestructive measurement of the transition probability in a Sr optical lattice clock, *Phys. Rev. A* **79**, 061401 (2009).
- [29] D. Sheng, S. Li, N. Dural, M. V. Romalis, Subfemtotesla scalar atomic magnetometry using multipass cells, *Phys. Rev. Lett.* **110**, 160802 (2013).
- [30] O. Hosten, N. J. Engelsens, R. Krishnakumar, M. A. Kasevich, Measurement noise 100 times lower than the quantum-projection limit using entangled atoms, *Nature* **529**, 505 (2016).

SUPPLEMENTARY INFORMATION

Faraday rotation probing of atomic spins

The effective atom-light interaction is given by the hamiltonian

$$H_{\text{eff}} = gS_z F_z \quad (3)$$

which describes a quantum non-demolition measurement of the collective atomic spin F_z , where the operators $F_\alpha \equiv \sum_i F_\alpha^{(i)}$ (with $\alpha = x, y, z$) describe the collective atomic spin, with $F_\alpha^{(i)}$ the spin orientation of individual atom spins. The optical polarization of the probe pulses is described by the Stokes operators $S_k = \frac{1}{2}(a_L^\dagger, a_R^\dagger)\sigma_k(a_L, a_R)^T$, with Pauli matrices σ_k . The coupling constant g depends on the detuning from the resonance, the atomic structure and the geometry of the atomic ensemble and probe beam and is independently measured [1–5].

An input S_x -polarized optical pulse interacting with the atoms experiences a rotation by an angle $\varphi = gF_z$ because of the interaction given by eq. (3). The transformation produced by the measurement on S_y is

$$S'_y = S_y \cos \varphi + S_x \sin \varphi \quad (4)$$

In our experiment we measure S_x at the input by picking off a fraction of the optical pulse and sending it to a reference detector, and S'_y using a fast home-built balanced polarimeter [6]. Both signals are recorded on a digital oscilloscope.

From the record of S_x and S'_y , we calculate $\hat{\varphi}$, the estimator for φ :

$$\begin{aligned} \hat{\varphi} &= \arcsin\left(\frac{S'_y}{S_x}\right) \\ &= \arcsin\left(\sin \varphi + \frac{S_y}{S_x} \sqrt{1 - \sin^2 \varphi}\right) \\ &= \varphi + \frac{S_y}{S_x} + \frac{1}{2} \left(\frac{S_y}{S_x}\right)^2 \tan \varphi + O\left(\frac{S_y}{S_x}\right)^3. \end{aligned} \quad (5)$$

We note that due to shot noise S_y/S_x is normally distributed with zero mean and variance $1/(2S_x) \sim 5 \times 10^{-7}$. The term containing $\tan \varphi$ thus describes a distortion of the signal at the $\sim 10^{-6}$ level.

Quantum limits for spin variances

Different classical limits provide benchmarks for the radial and azimuthal components of a spin precessing in the F_y - F_z plane. In general, these benchmarks describe the minimal noise of quantum states describing uncorrelated particles. For our system of N_A spin-1 atoms, the lowest noise uncorrelated state is the *coherent spin state* defined as a pure product state in which each atom

is fully polarized in the same direction. If this direction is $\hat{y} \cos \theta - \hat{z} \sin \theta$, then the azimuthal component $F_\theta = -F_y \sin \theta + F_z \cos \theta$ has variance

$$\text{var}(F_\psi)_{\text{SQL}} = \frac{\langle F_\rho \rangle}{2}. \quad (6)$$

Any state that surpasses this limit implies entanglement among the atoms, and/or entanglement of the internal components of the individual atoms [7, 8].

For the radial component $F_\rho = F_y \cos \theta + F_z \sin \theta$, the classical limit comes from the fact that accumulation of independent atoms into the ensemble is limited by Poisson statistics, $\text{var}(N_A) = \langle N_A \rangle$, so that for $F = 1$,

$$\text{var}(F_\rho)_{\text{Poisson}} = \langle N_A \rangle. \quad (7)$$

Noise below this level can be produced by a strong interaction among the atoms during accumulation [9–12], or as here by precise non-destructive measurement [5, 13–18].

Operator-level description of back-action evading measurement of two non-commuting spin observables

We consider a spin variable \mathbf{F} , defined by commutation relations $[F_x, F_y] = iF_z$ and cyclic permutations, precessing about the F_x axis and subjected to brief, non-destructive measurements of the F_z variable. We assume the precession during the measurement is negligible. In the measurement, the spin is coupled to the polarization of a probe pulse, described by the Stokes operators \mathbf{S} with $[S_x, S_y] = iS_z$ and cyclic permutations. The probe initial state is a coherent state polarized along S_x , so that $|\langle S_x \rangle| = N_L/2$, $\langle S_y \rangle = \langle S_z \rangle = 0$, and $\text{var}(S_y) = \text{var}(S_z) = \frac{1}{2} |\langle S_x \rangle|$. The system and meter are coupled by the quantum non-demolition hamiltonian

$$H_{\text{eff}} = gS_z F_z \quad (8)$$

which acts for unit time. The transformation produced is

$$S'_x = S_x \cos gF_z - S_y \sin gF_z \quad (9)$$

$$S'_y = S_y \cos gF_z + S_x \sin gF_z \quad (10)$$

$$S'_z = S_z \quad (11)$$

$$F'_x = F_x \cos gS_z - F_y \sin gS_z \quad (12)$$

$$F'_y = F_y \cos gS_z + F_x \sin gS_z \quad (13)$$

$$F'_z = F_z \quad (14)$$

Where primes indicate the output variables.

We assume a spin state in the F_y - F_z plane, i.e. with $\langle F_x \rangle = 0$, and with zero initial cross-correlation, i.e. $\text{cov}(F_x, F_y) = \text{cov}(F_x, F_z) = 0$. Due to the zero mean

of S_z , which is also independent of \mathbf{F} , the transformation preserves these statistics in the primed variables, for example

$$\begin{aligned}\text{cov}(F'_x, F'_y) &= \text{cov}(F_x, F_y) \langle \cos^2 gS_z - \sin^2 gS_z \rangle \\ &\quad + [\text{var}(F_x) + \text{var}(F_y)] \langle \cos gS_z \sin gS_z \rangle \\ &= 0\end{aligned}\quad (15)$$

We can compute the statistics of the output variables using

$$\begin{aligned}\langle \cos gS_z \rangle &= \langle 1 - \frac{1}{2}g^2 \text{var}(S_z) + O(g)^4 \rangle \\ &= 1 - \frac{1}{4}g^2 |\langle S_x \rangle| + O(g)^4\end{aligned}\quad (16)$$

and similar expansions for $\langle \cos^2 gS_z \rangle$ and $\langle \sin^2 gS_z \rangle$. The mean of F_y changes due to the back-action as

$$\begin{aligned}\langle F'_y \rangle &= \langle F_y \rangle \langle \cos gS_z \rangle + \langle F_x \rangle \langle \sin gS_z \rangle \\ &= \langle F_y \rangle \langle \cos gS_z \rangle \\ &= \langle F_y \rangle - \frac{1}{4}g^2 |\langle S_x \rangle| \langle F_y \rangle + O(g)^4\end{aligned}\quad (17)$$

while the means of F_x and F_z are unchanged.

The variance of F_x is coupled to the variance of F_y , due to the rotation about F_z by a random angle gS_z :

$$\begin{aligned}\text{var}(F'_x) &= \langle (F_x \cos gS_z - F_y \sin gS_z)^2 \rangle - \langle F_y \rangle^2 \langle \sin gS_z \rangle^2 \\ &= \text{var}(F_x) \langle \cos^2 gS_z \rangle + \langle F_y^2 \rangle \langle \sin^2 gS_z \rangle \\ &= \text{var}(F_x) + g^2 |\langle S_x \rangle| \left[-\frac{1}{4} \text{var}(F_x) + \frac{1}{2} \langle F_y^2 \rangle \right] \\ &\quad + O(g)^4\end{aligned}\quad (18)$$

and similarly

$$\begin{aligned}\text{var}(F'_y) &= \langle (F_y \cos gS_z + F_x \sin gS_z)^2 \rangle - \langle F_y \rangle^2 \langle \cos gS_z \rangle^2 \\ &= \langle F_y^2 \cos^2 gS_z \rangle + \langle F_x^2 \sin^2 gS_z \rangle - \langle F_y \rangle^2 \langle \cos gS_z \rangle^2 \\ &= \langle F_y^2 \rangle \langle \cos^2 gS_z \rangle - \langle F_y \rangle^2 \langle \cos gS_z \rangle^2 \\ &\quad + \langle F_x^2 \rangle \langle \sin^2 gS_z \rangle \\ &= \text{var}(F_y) + g^2 |\langle S_x \rangle| \left[-\frac{1}{4} \text{var}(F_y) + \frac{1}{2} \text{var}(F_x) \right] \\ &\quad + O(g)^4\end{aligned}\quad (19)$$

after noting that, to order g^3 , $\langle \cos^2 gS_z \rangle = \langle \cos gS_z \rangle^2$.

After the coupling, a projective measurement of S'_y provides information about F_z , with readout variance

$$\text{var}_{\text{RO}}(F_z) \approx \frac{1}{2g^2 |\langle S_x \rangle|}. \quad (20)$$

The approximation comes from a linearization of Eq. (10), which as discussed in Sec. introduces an error at the 10^{-6} level, negligible in this scenario.

The resulting F_z variance, including both the prior and posterior information, is then [19, 20]

$$\begin{aligned}\text{var}(F'_z) &= \frac{1}{\text{var}^{-1}(F_z) + \text{var}_{\text{RO}}^{-1}(F_z)} \\ &= \frac{\text{var}(F_z)}{1 + 2g^2 |\langle S_x \rangle| \text{var}(F_z)}\end{aligned}\quad (21)$$

expanding in g becomes

$$\text{var}(F'_z) = \text{var}(F_z) - 2g^2 |\langle S_x \rangle| \text{var}^2(F_z) + O(g)^4. \quad (22)$$

Collecting Eqs. (18), (19) and (22), defining $\Delta \langle F_\alpha \rangle \equiv \langle F'_\alpha \rangle - \langle F_\alpha \rangle$ and $\Delta \text{var}(F_\alpha) \equiv \text{var}(F'_\alpha) - \text{var}(F_\alpha)$, and dropping terms of order $O(g)^4$ we find

$$\Delta \langle F_y \rangle = -\frac{1}{2}g^2 |\langle S_x \rangle| \langle F_y \rangle \quad (23)$$

$$\Delta \text{var}(F_x) = g^2 |\langle S_x \rangle| \left[-\frac{1}{4} \text{var}(F_x) + \frac{1}{2} \langle F_y^2 \rangle \right] \quad (24)$$

$$\Delta \text{var}(F_y) = g^2 |\langle S_x \rangle| \left[-\frac{1}{4} \text{var}(F_y) + \frac{1}{2} \text{var}(F_x) \right] \quad (25)$$

$$\Delta \text{var}(F_z) = -2g^2 |\langle S_x \rangle| \text{var}^2(F_z) \quad (26)$$

Considering an initial coherent spin state and choosing $|\langle S_x \rangle| = g^{-2} N_A^{-1}$, we note that $\Delta \text{var}(F_z) \sim N_A$, implying a reduction in the uncertainty of F_z comparable to its initial uncertainty. Due to the $\langle F_y^2 \rangle$ term, the increase in $\text{var}(F_x)$ is $\sim N_A$, comparable to its initial value. The other changes are ~ 1 , negligible relative to the initial values. In this way we see that uncertainty is moved from F_z to F_x with negligible effect on F_y .

Larmor precession then noiselessly rotates uncertainty from F_y into F_z , uncertainty that is moved into F_x by the next measurement. This procedure reduces the uncertainty of both F_y and F_z with negligible influence from measurement back-action.

Implementation in an atomic ensemble

Experimental set up

The experimental set up is described in detail in references [1, 2]. The trap consists of a single beam laser at 1064 nm with 6.3 W of optical power, focused to a beam waist of 26 μm using an 80 mm lens. The trap is loaded with laser-cooled atoms from a magneto optical trap (MOT). After sub-doppler cooling in the final stage of the loading sequence, the trapped atoms have a temperature $\sim 12 \mu\text{K}$. The resulting atomic ensemble has an approximately lorentzian distribution along the trap axis (which we label the z -axis) with a FWHM of $w = 4 \text{ mm}$, and a gaussian distribution in the radial direction with of $\omega = 33 \pm 3 \mu\text{m}$.

State preparation

The initial atomic state is prepared via optical pumping with circularly polarized light resonant with the $F = 1 \rightarrow F' = 1$ transition propagating along the y -axis. During the optical pumping stage the atoms are also illuminated with repumping light resonant with the $F = 2 \rightarrow F' = 2'$ transition using the six MOT beams,

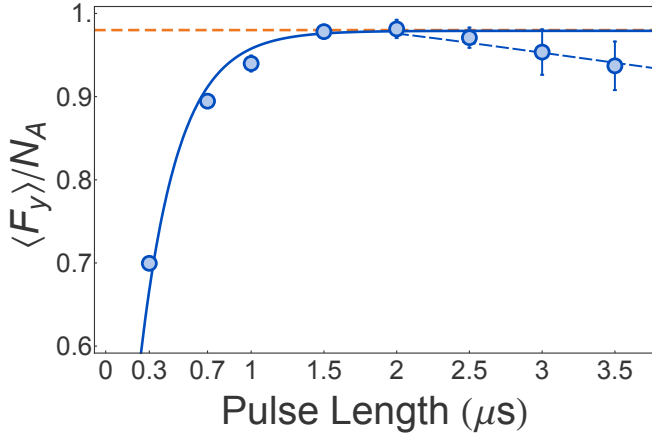


Figure 3. Optical pumping efficiency for the $\langle F_y \rangle$ polarized state with a transversal field oriented in the x -direction. Data is fit with an exponential growing curve $\sim a(1 - e^{-t/\tau})$ (solid line) and we obtain $a = 0.979 \pm 0.004$ and $\tau = 0.26 \pm 0.02$. Orange dashed line: Optical pumping efficiency of 98%. $\pm 1\sigma$ statistical error bars are smaller than the points for most of the data.

preventing accumulation of atoms in the $F = 2$ hyperfine level, and a small magnetic field is applied along the x -axis, with $B_x = 5.29$ mG, to coherently rotate the atomic spins in the y - z plane. We use a stroboscopic pumping strategy, chopping the optical pumping light into a series of $\tau_{\text{pump}} = 1.5$ μs duration pulses applied synchronously with the precessing atoms for total of 200 μs , to prepare the atoms in an F_y -polarized state with high efficiency ($\sim 98\%$), resulting in a input polarized atomic ensemble with $\langle F_y \rangle \simeq N_A$ (see Fig. 3). The pulse duration $\tau_{\text{pump}} \ll T_L$ is chosen to optimize the optical pumping efficiency.

Probing

We probe the atoms via off-resonant paramagnetic Faraday-rotation using $\tau = 0.6$ μs duration pulses of linearly polarized light with a detuning of 700 MHz to the red of the ^{87}Rb D_2 line. The probe pulses are V -polarized, with on average $N_L = 2.74 \times 10^6$ photons, and sent through the atomic cloud at 3 μs intervals. Between the probe pulses, we send H -polarized compensation pulses with on average $N_L^{(H)} = 1.49 \times 10^6$ photons through the atomic cloud. As described in detail in references [20–22], the compensation pulses serve to cancel effects due to the tensor light shift, but do not otherwise contribute to the measurement. During the probing sequence, a magnetic field along the x direction drives a coherent rotation of the atoms in the y – z plane with $T_L = 38$ μs period. This ensures that the time taken to complete a single-pulse measurement is small compared

to the Larmor precession period, i.e. $\tau \ll T_L$.

We correct for slow drifts in the polarimeter signal by subtracting a baseline $\varphi_0 = \frac{1}{N} \sum_{k=1}^N \varphi_k^{(i)}$ from each pulse, estimated by repeating the measurement without atoms in the trap.

Statistics of probing inhomogeneously-coupled atoms

We consider the statistics of Faraday rotation measurements on an ensemble of N_A atoms, described by individual spin operators \mathbf{f}_i . To define the SQL, we consider an ensemble in a coherent spin state, with the individual spins are independent and fully polarized in the F_y - F_z plane. We take N_A to be Poisson-distributed. When the spatial structure of the probe beam is taken into account, the Faraday rotation is described by the input-output relation for the Stokes component S_y

$$S_y^{(\text{out})} = S_y^{(\text{in})} + S_x^{(\text{in})} \sum_{i=1}^{N_A} g(\mathbf{x}_i) f_z^{(i)} \quad (27)$$

where $g(\mathbf{x}_i)$ is the coupling strength for the i th atom, proportional to the intensity at the location \mathbf{x}_i of the atom. $S_y^{(\text{in})}$ has zero mean and variance $|\langle S_x^{(\text{in})} \rangle|/2$. We consider first the case in which the spin is orthogonal to the measured F_z direction, i.e. a measurement of the azimuthal component. Here the uncertainty in $g(\mathbf{x}_i)$ and in N_A make a negligible contribution, and the rotation angle $\varphi = S_y^{(\text{out})}/S_x^{(\text{in})}$ has the statistics

$$\begin{aligned} \langle \varphi \rangle &= \langle f_z \rangle \sum_{i=1}^{N_A} \langle g(\mathbf{x}_i) \rangle_{\mathbf{x}_i} \\ &\equiv \langle N_A \rangle \langle f_z \rangle \mu_1 \end{aligned} \quad (28)$$

$$\begin{aligned} \text{var}(\varphi) &= \text{var}(\varphi_0) + \text{var}(f_z) \left\langle \sum_{i=1}^{N_A} g^2(\mathbf{x}_i) \right\rangle_{N_A, \mathbf{x}_i} \\ &\equiv \text{var}(\varphi_0) + \langle N_A \rangle \text{var}(f_z) \mu_2 \end{aligned} \quad (29)$$

where φ_0 is the polarization angle of the input light, subject to shot-noise fluctuations and assumed independent of F_z , and the angle brackets indicate an average over the number and positions of the atoms.

Next we consider the case in which the spin is along the measured F_z direction, i.e., a measurement of the radial component. In this case, the uncertainty in f_z is zero, and the variation in g and in N_A determines the measured variation

$$\langle \varphi \rangle = \langle N_A \rangle \langle f_z \rangle \mu_1 \quad (30)$$

$$\begin{aligned} \text{var}(\varphi) &= \text{var}(\varphi_0) + \langle f_z \rangle^2 \text{var} \left(\sum_{i=1}^{N_A} g(\mathbf{x}_i) \right) \\ &\equiv \text{var}(\varphi_0) + \langle N_A \rangle \langle f_z \rangle^2 v_2 \end{aligned} \quad (31)$$

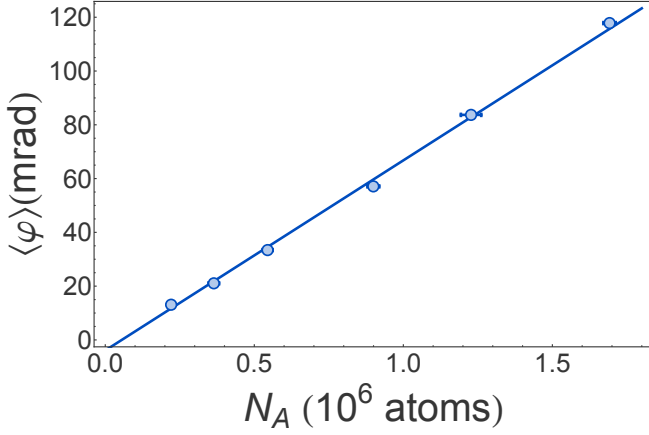


Figure 4. Faraday rotation calibration using dispersive spin measurements by absorption imaging. Solid line, the fit curve $\Phi = a_0 + \mu_1 N_A$, with we obtain $\mu_1 = (7.07 \pm 0.04) \times 10^{-8}$ and $a_0 = (3.9 \pm 0.3) \times 10^{-3}$. Error bars indicate $\pm 1\sigma$ statistical errors.

We note that v_2 includes the variation of both the atom number and the coupling strength, and as such is lower-bounded by the Poisson statistics of N_A : $v_2 \geq \langle g^2(\mathbf{x}) \rangle = \mu_2$.

For known $\langle f_z \rangle$ and $\text{var}(f_z)$, measurements of $\langle \varphi \rangle$ and $\text{var}(\varphi)$ versus N_A give the calibration factors μ_1 and μ_2 as described in Sections and , respectively. To preserve the SQL $\text{var}(F_z) = \frac{1}{2} |\langle F_y \rangle|$ and similar, in the analysis leading to Fig. 2 we infer mean values as

$$\langle F^{(a)} \rangle = \frac{1}{\mu_1} \langle \varphi^{(a)} \rangle \quad (32)$$

and covariances, including $\text{cov}(A, A) = \text{var}(A)$, as

$$\text{cov}(F^{(a)}, F^{(b)}) = \frac{1}{\mu_2} \text{cov}(\varphi^{(a)}, \varphi^{(b)}), \quad (33)$$

where $F^{(a,b)}$ and $\varphi^{(a,b)}$ are corresponding spin and angle variables. We note that because the contribution of $\text{var}(\varphi_0)$ is not subtracted, this overestimates the spin variances.

Measurement of calibration factor μ_1

We calibrate the measured rotation angle φ with a dispersive atom number measurements using absorption imaging, as shown in fig. 4. For the absorption imaging, atoms are transferred into the $f = 2$ hyperfine ground state by a 100 μs pulse of laser light tuned to the $5S_{1/2}(f=1) \rightarrow 5P_{3/2}(f'=2)$ transition. The dipole trap is switched off to avoid spatially dependent light shifts. An image is taken with a 100 μs pulse of circularly polarized light resonant to the $5S_{1/2}(f=2) \rightarrow$

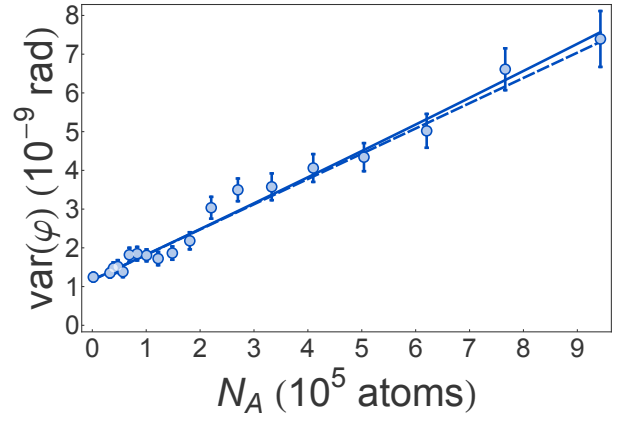


Figure 5. Calibration of quantum noise limited Faraday rotation probing of atomic spins. We plot the measured variance $\text{var}(\varphi)$ as a function of the number of atoms N_A in an input F_y polarized state, i.e. $\langle F_y \rangle = N_A$. Solid line: a fit using the polynomial $\text{var}(\varphi) = a_0 + a_1 N_A + a_2 N_A^2$ (solid line). The linear term $a_1 = \alpha \mu_2 N_A / 2$ corresponds to the atomic quantum noise from atoms in the input F_y -polarized state. We estimate $a_0 = (11.7 \pm 0.7) \times 10^{-10}$, $a_1 = (6.5 \pm 0.8) \times 10^{-15}$, and $a_2 = (2.8 \pm 12) \times 10^{-22}$, consistent with negligible technical noise in the atomic state preparation. Dashed line: $\text{var}(\varphi) = a_0 + a_1 N_A$. Error bars indicate $\pm 1\sigma$ statistical errors.

$5P_{3/2}(f'=3)$ transition. We calculate the resonant interaction cross-section and take into account the finite observable optical depth. The statistical error in the absorption imaging is $< 3\%$, including imaging noise and shot-to-shot trap loading variation.

Measurement of calibration factor μ_2

To measure μ_2 we prepare a F_y -polarized state by optical pumping, and then probe stroboscopically with $N_p = 36$ pulses of $N_L = 3.15 \times 10^7$ photons each in the presence of a B-field of ≈ 71.5 mG along y , producing a Larmor precession of an angle π during the 10 μs pulse repetition period. In this way, the measured variable is always $\pm F_z$, evading back-action effects.

If φ_n is the measured Faraday rotation angle for pulse n , and $\varphi_0^{(n)}$ is the corresponding input angle, we can define the pulse-train-averaged rotation signal as

$$\varphi \equiv \frac{1}{N_p} \sum_{n=1}^{N_p} (-1)^{n-1} \varphi_n \quad (34)$$

with variance

$$\text{var}(\varphi) \equiv \text{var}(\varphi_0) + \mu_2 \sum_{n=1}^{N_p} \text{var}(F_{z,n}) \quad (35)$$

where $\varphi_0 = \frac{1}{N_p} \sum_{n=1}^{N_p} \varphi_0^{(n)}$, with zero mean and variance $\text{var}(\varphi_0) = (N_p N_L)^{-1}$, and $F_{z,n}$ is the value of F_z at the time of the n th probe pulse.

During the measurement, off-resonant scattering of probe photons produces both a reduction in the number of probed atoms and introduces noise into \mathbf{F} . We note that this is a single-atom process that preserves the independence of the atomic spins. We compute the resulting evolution of the state using the covariance matrix methods reported in [20], and specifically described for this case in Section , giving

$$\text{var} \left(\frac{g}{N_p} \sum_{n=1}^{N_p} F_{z,n} \right) = \mu_2 \frac{1}{2} \alpha N_A \quad (36)$$

where $1/2 = \text{var}(f_z)$ is the variance of the initial state, $\alpha = 0.86$ describes the net noise reduction due to scattering.

Including the readout noise $\text{var}(\varphi_0)$ and a generic technical noise $a_2 N_A^2$ in the preparation of the coherent spin state, we have the observable variance

$$\text{var}(\varphi) = \text{var}(\varphi_0) + \mu_2 \frac{1}{2} \alpha N_A + a_2 N_A^2, \quad (37)$$

in which the N_A scaling distinguishes the atomic quantum noise from other contributions. Experimental result shown in Fig. 5 give $\mu_2 = (1.5 \pm 0.2) \times 10^{-14}$.

Calculation of the noise contribution α

As reported in [20], the full system is described by a state vector $V = \{F_z, S_y^{(1)}, S_y^{(2)}, \dots, S_y^{(N)}\}$ and covariance matrix $\Gamma = \langle V \wedge V + (V \wedge V)^T \rangle / 2 - \langle V \rangle \wedge \langle V \rangle$, where S_y^n is the measured photon imbalance after the n -th pulse. The QND interaction leads to a transformation of the covariance matrix

$$\Gamma^{(n+1)} = \mathbf{M}^{(n)} \Gamma^{(n)} [\mathbf{M}^{(n)}]^T \quad (38)$$

where \mathbf{M} is equal to the identity matrix apart from the elements $\mathbf{M}_{1,1} = -1$ due to the precession by an angle π about the magnetic field, and $\mathbf{M}_{n+1,1} = g S_x$, where $S_x = N_L/2$ and N_L is the number of photons per pulse and g is the coupling constant for uniform coupling.

Off-resonant scattering of photons introduces decoherence, noise and loss in the atomic state. During the spin-noise measurement, a fraction $\xi = 1 - \exp(-\eta N_L) = 0.01$ of atoms scatter a photon during a single probe pulse, where $\eta = 3 \times 10^{-10}$ is the scattering rate per photon measured in an independent experiment, while a fraction $\chi = 1 - \xi$ remain in the coherent spin state. The scattered atoms are either lost from the $F = 1$ manifold, or return to $F = 1$ with probability $p = 0.7$ and random polarization. This has the effect of losing atomic polarization at each measurement. We calculate the effective

measured polarization in terms of the initial atom number. We assume that the fraction p of scattered atoms the return to $F = 1$ have a random polarization and that the scattering rate η is independent of the atomic state.

After each pulse, the atomic part of the covariance matrix transforms according to

$$\Gamma_{\text{at}}^{(n+1)} = \chi \Gamma_{\text{at}}^{(n)} + \frac{2}{3} p (1 - \chi) N_A^{(n)} \mathbb{I} \quad (39)$$

where \mathbb{I} is the identity matrix. This follows from Eq.(A.6) of [20] assuming $\Gamma_A = N_A \Gamma_\lambda$. We note that we have

$$N_A^{(n+1)} = 1 - (1 - \chi)(1 - p) N_A^{(n)} = (\chi + p - \chi p) N_A^{(n)} \quad (40)$$

which, assuming that $N_A^{(0)} = N_A$, gives

$$N_A^{(n)} = (\chi + p - \chi p)^n N_A \quad (41)$$

Including these terms, we get a linear transformation of the covariance matrix after the n -th pulse

$$\Gamma^{(n+1)} = \mathbf{D} \mathbf{M}^{(n)} \Gamma^{(n)} [\mathbf{M}^{(n)}]^T \mathbf{D}^T + \mathbf{N}^{(n)} \quad (42)$$

where \mathbf{D} is a zero matrix apart from the element $\mathbf{D}_{1,1} = \sqrt{\chi}$, and $\mathbf{N}^{(n)}$ is the identity matrix apart from the element $\mathbf{N}^{(n)}_{1,1} = \frac{2}{3} p (1 - \chi) (\chi + p - \chi p)^n N_A$.

We sum N individual polarimeter signals $S_y^{(n)}$ to find the net Stokes operator $S'_y \equiv \sum_{n=1}^N (-1)^{n-1} S_y^{(n)}$. This has a variance

$$\begin{aligned} \text{var}(S'_y) &= \sum_{n=1}^N \text{var}(S_y^{(n)}) + 2 \sum_{n \neq m}^N \text{cov}(S_y^{(n)}, S_y^{(m)}) (-1)^{n-m} \\ &= \mathbf{P} \Gamma^{(N)} \mathbf{P} \end{aligned} \quad (43)$$

with the projector $\mathbf{P} = \text{diag}(0, 1, -1, 1, -1, \dots, -1)$. When evaluated analytically using $\chi = 0.99$, this gives

$$\text{var}(S'_y) = \text{var}(S_{y,0}) + \beta g^2 \frac{1}{2} N_A N_L^2 \quad (44)$$

where $\beta \approx 0.1081$. Noting that $\text{var}(\varphi) = \text{var}(S'_y)/S_x^2$, where $S_x \equiv \sum_{n=1}^N S_x^{(n)}$ is the total input Stokes operator, dividing Eq. (44) by $S_x^2 = N_L^2/4$, and comparing against Eq. (37), we find that $\alpha = 8\beta \approx 0.86$.

Data analysis

Conditional Covariance

Estimating \mathbf{F} for several values of t_e gives a predictive trajectory and a confirming one. Estimations are repeated on 450 repetitions of the experiment to gather statistics. Assuming gaussian statistics, to quantify the measurement uncertainty, we compute the conditional covariance matrix

$$\Gamma_{\mathbf{F}_2|\mathbf{F}_1} = \Gamma_{\mathbf{F}_2} - \Gamma_{\mathbf{F}_2\mathbf{F}_1} \Gamma_{\mathbf{F}_1}^{-1} \Gamma_{\mathbf{F}_1\mathbf{F}_2} \quad (45)$$

which quantifies the error in the best linear prediction of \mathbf{F}_2 based on \mathbf{F}_1 [23]. Here $\Gamma_{\mathbf{v}}$ indicates the covariance matrix for vector \mathbf{v} , and $\Gamma_{\mathbf{u}\mathbf{v}}$ indicates the cross-covariance matrix for vectors \mathbf{u} and \mathbf{v} . Note that $A = \Gamma_{\mathbf{F}_2\mathbf{F}_1}\Gamma_{\mathbf{F}_1}^{-1}$ is identified as the matrix that minimizes the distance $\langle(\mathbf{F}_2 - A\mathbf{F}_1)D(\mathbf{F}_2 - A\mathbf{F}_1)\rangle$, where D is a real symmetric matrix. This suggests that we can visualize the difference between the best linear prediction of \mathbf{F} using \mathbf{F}_1 and the confirming estimate \mathbf{F}_2 using the vector $\mathcal{F}_k = \{\mathcal{F}_y, \mathcal{F}_z\}_k = \mathbf{F}_2 - \Gamma_{\mathbf{F}_2\mathbf{F}_1}\Gamma_{\mathbf{F}_1}^{-1}\mathbf{F}_1$, where $\mathbf{F}_k^{(i)} = \{F_y^{(i)}, F_z^{(i)}\}_k$.

Fit Gain

Since the classical parameters g , ω_L , T_2 and φ_0 are fixed beforehand, the predictive and confirming fits are least-squares estimates obtained from disjoint data sets, optimized by minimizing the total variance $\text{Tr}(\Gamma_{\mathbf{F}_2|\mathbf{F}_1})$. We check that these fits give the correct gain by comparing the estimated $\mathbf{F}_{1,2}$ with the results of two independent fits using all free parameters in Eq. (2). Results, shown in figure 6, indicate that the gains of the two fit procedures are equivalent at the 10^{-3} level.

Weights

As described in the main text, we follow a two-step fit procedure in our data analysis: we first fit Eq. 2 to the entire data set $\{\varphi(t_k)\}$ to estimate the classical parameters g , ω_L , T_2 and φ_0 near the measurement time t_e ; then second, with the classical parameters fixed, we obtain a *predictive* estimate \mathbf{F}_1 using measurements $\{\varphi(t_k)\}_{t_e - \Delta t \leq t_k < t_e}$; and a *confirming* estimate \mathbf{F}_2 using $\{\varphi(t_k)\}_{t_e < t_k \leq t_e + \Delta t}$.

For the first fit to estimate the classical parameters, our data are weighted using an empirical function based on two observations: 1) the polarimeter signal shows increased technical noise in the optical variable at larger imbalance, i.e. when measuring a large instantaneous spin-projection along the z -axis; and 2) points closer in time to t_e should be given greater weight (minimizing errors introduced by small changes in ω_L and T_2 during the measurement). This motivates using the weight function

$$W(\varphi(t_k)) \equiv \frac{g(|t_k - t_e|)}{h(\varphi(t_k))}. \quad (46)$$

where $g(|t_k - t_e|) \equiv 1 + A \exp\left(-w \left|\frac{t_k - t_e}{T_2}\right|\right)$ and $h(\varphi_k) = 1 + r \varphi_k$. We numerically optimize $W(\varphi(t_k))$ varying the parameters A , w and r and minimizing the resulting $\text{Tr}(\Gamma_{\mathbf{F}_2|\mathbf{F}_1})$ from the predictive and confirming fits.

For the predictive and confirming fits, which are linear in F_y and F_z , all the points are weighted equally.

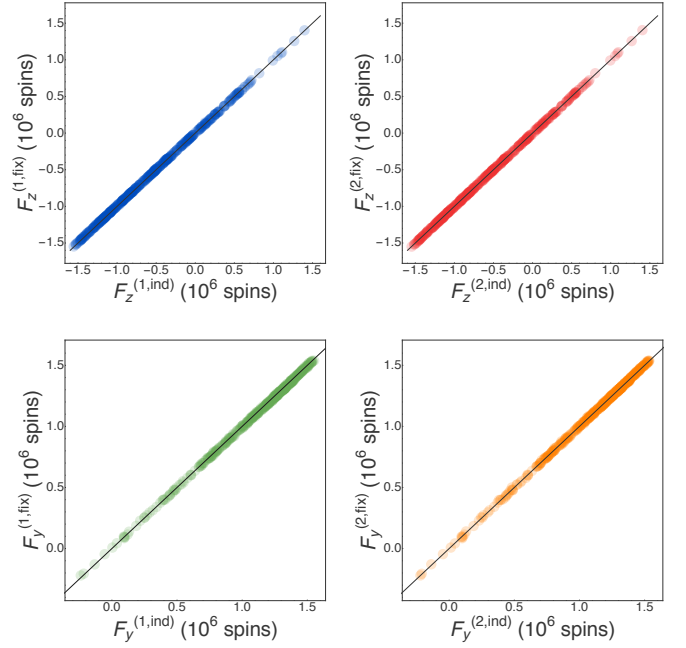


Figure 6. Comparison of the estimated F_z and F_y from a fit using Eq. (2); first, with the classical parameters g , ω_L , T_2 and φ_0 , fixed (labeled $F_{y,z}^{(\text{fix})}$) for measurements 1 and 2; and second, free to vary as independent parameters (labeled $F_{y,z}^{(\text{ind})}$). In blue (green) F_z (F_y) of the first measurement, in red (orange) F_z (F_y) of the second measurement. A linear fit $\gamma x + \delta$ to points of plots a-d gives $\gamma_a = 0.9981(8)$, $\gamma_b = 1.0026(8)$, $\gamma_c = 0.9923(4)$, $\gamma_d = 1.0007(5)$ and $\delta_a = 0.003(1)$, $\delta_b = 0.0001(9)$, $\delta_c = 0.0004(3)$, $\delta_d = -0.0023(3)$, where the subscripts refer to the values shown in plots a-d. A grey line $y = x$ is plotted on both the figures.

Optimal measurement length

The optimal measurement length Δt results from a trade off between the photon shot noise, the decoherences induced by the probing and the technical noise induced by the magnetic field. Longer measurements reduces the photon shot noise, while increasing the atomic decoherences and making the model eq. (2) less accurate. We empirically find the optimal Δt by minimizing the total variance $\text{Tr}(\Gamma_{\mathbf{F}_2|\mathbf{F}_1})$ for measurements with different length, as shown in Fig. 7.

-
- [1] M. Kubasik, M. Koschorreck, M. Napolitano, S. R. de Echaniz, H. Crepaz, J. Eschner, E. S. Polzik, M. W. Mitchell, Polarization-based light-atom quantum interface with an all-optical trap, *Phys. Rev. A* **79**, 043815 (2009).
 - [2] M. Koschorreck, M. Napolitano, B. Dubost, M. W. Mitchell, Sub-projection-noise sensitivity in broadband atomic magnetometry, *Phys. Rev. Lett.* **104**, 093602 (2010).

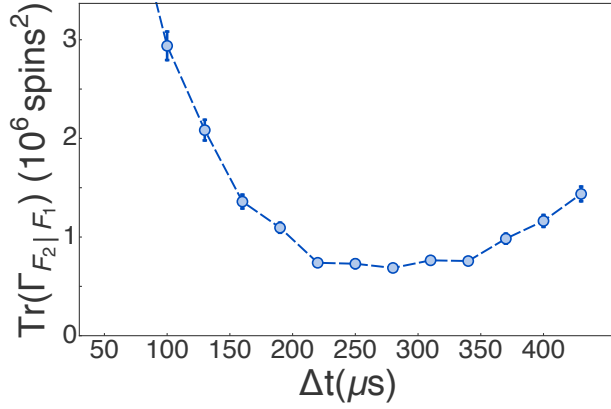


Figure 7. Tracking precision as function of Δt . An optimum is found at $\Delta t = 270 \mu s$. Error bars show $\pm 1\sigma$ standard error.

- [3] I. H. Deutsch, P. S. Jessen, Quantum control and measurement of atomic spins in polarization spectroscopy, *Optics Communications* **283**, 681 (2010). Quo vadis Quantum Optics?
- [4] A. Kuzmich, L. Mandel, N. P. Bigelow, Generation of spin squeezing via continuous quantum nondemolition measurement, *Phys. Rev. Lett.* **85**, 1594 (2000).
- [5] J. Appel, P. J. Windpassinger, D. Oblak, U. B. Hoff, N. Kjærgaard, E. S. Polzik, Mesoscopic atomic entanglement for precision measurements beyond the standard quantum limit, *Proc. Nat. Acad. Sci.* **106**, 10960 (2009).
- [6] F. M. Ciurana, G. Colangelo, R. J. Sewell, M. W. Mitchell, Real-time shot-noise-limited differential photodetection for atomic quantum control, *Opt. Lett.* **41**, 2946 (2016).
- [7] O. Gühne, G. Tóth, Entanglement detection, *Physics Reports* **474**, 1 (2009).
- [8] A. S. Sørensen, K. Mølmer, Entanglement and extreme spin squeezing, *Phys. Rev. Lett.* **86**, 4431 (2001).
- [9] N. Schlosser, G. Reymond, I. Protsenko, P. Grangier, Sub-Poissonian loading of single atoms in a microscopic dipole trap, *Nature* **411**, 1024 (2001).
- [10] C. S. Hofmann, G. Günter, H. Schempp, M. Robert-de Saint-Vincent, M. Gärttner, J. Evers, S. Whitlock, M. Weidemüller, Sub-Poissonian statistics of Rydberg-interacting dark-state polaritons, *Phys. Rev. Lett.* **110**, 203601 (2013).
- [11] J.-B. Béguin, E. M. Bookjans, S. L. Christensen, H. L. Sørensen, J. H. Müller, E. S. Polzik, J. Appel, Generation and detection of a sub-poissonian atom number distribution in a one-dimensional optical lattice, *Phys. Rev. Lett.* **113**, 263603 (2014).
- [12] M. Gajdacz, A. J. Hilliard, M. A. Kristensen, P. L. Pedersen, C. Klempt, J. J. Arlt, J. F. Sherson, Preparation of ultracold atom clouds at the shot noise level, *ArXiv e-prints* (2016).
- [13] J. K. Stockton, Continuous quantum measurement of cold alkali-atom spins., Ph.D. thesis, California Institute of Technology (2007).
- [14] T. Takano, M. Fuyama, R. Namiki, Y. Takahashi, Spin squeezing of a cold atomic ensemble with the nuclear spin of one-half, *Physical Review Letters* **102**, 033601 (2009).
- [15] M. H. Schleier-Smith, I. D. Leroux, V. Vuletić, States of an ensemble of two-level atoms with reduced quantum uncertainty, *Phys. Rev. Lett.* **104**, 073604 (2010).
- [16] R. J. Sewell, M. Koschorreck, M. Napolitano, B. Dubost, N. Behbood, M. W. Mitchell, Magnetic sensitivity beyond the projection noise limit by spin squeezing, *Phys. Rev. Lett.* **109**, 253605 (2012).
- [17] J. G. Bohnet, K. C. Cox, M. A. Norcia, J. M. Weiner, Z. Chen, J. K. Thompson, Reduced spin measurement back-action for a phase sensitivity ten times beyond the standard quantum limit, *Nat Photon* **8**, 731 (2014).
- [18] O. Hosten, N. J. Engelsen, R. Krishnakumar, M. A. Kasevich, Measurement noise 100 times lower than the quantum-projection limit using entangled atoms, *Nature* **529**, 505 (2016).
- [19] L. B. Madsen, K. Mølmer, Spin squeezing and precision probing with light and samples of atoms in the gaussian description, *Phys. Rev. A* **70**, 052324 (2004).
- [20] G. Colangelo, R. J. Sewell, N. Behbood, F. M. Ciurana, G. Triginer, M. W. Mitchell, Quantum atom-light interfaces in the gaussian description for spin-1 systems, *New J. Phys.* **15**, 103007 (2013).
- [21] M. Koschorreck, M. Napolitano, B. Dubost, M. W. Mitchell, Quantum nondemolition measurement of large-spin ensembles by dynamical decoupling, *Phys. Rev. Lett.* **105**, 093602 (2010).
- [22] R. J. Sewell, M. Napolitano, N. Behbood, G. Colangelo, M. W. Mitchell, Certified quantum non-demolition measurement of a macroscopic material system, *Nat Photon* **7**, 517 (2013).
- [23] N. Behbood, F. Martin Ciurana, G. Colangelo, M. Napolitano, G. Tóth, R. J. Sewell, M. W. Mitchell, Generation of macroscopic singlet states in a cold atomic ensemble, *Phys. Rev. Lett.* **113**, 093601 (2014).