

Optical Random Riemann Waves in Integrable Turbulence

Stéphane Randoux,^{1,*} François Gustave,¹ Pierre Suret,¹ and Gennady El²

¹*Univ. Lille, CNRS, UMR 8523 - PhLAM - Physique des Lasers Atomes et Molécules, F-59000 Lille, France*

²*Centre for Nonlinear Mathematics and Applications, Department of Mathematical Sciences, Loughborough University, Loughborough LE11 3TU, United Kingdom*

(Dated: October 16, 2021)

We examine integrable turbulence (IT) in the framework of the defocusing cubic one-dimensional nonlinear Schrödinger equation. This is done theoretically and experimentally, by realizing an optical fiber experiment in which the defocusing Kerr nonlinearity strongly dominates linear dispersive effects. Using a dispersive-hydrodynamic approach, we show that the development of IT can be divided into two distinct stages, the initial, pre-breaking stage being described by a system of interacting random Riemann waves. We explain the low-tailed statistics of the wave intensity in IT and show that the Riemann invariants of the asymptotic nonlinear geometric optics system represent the observable quantities that provide new insight into statistical features of the initial stage of the IT development by exhibiting stationary probability density functions.

Propagation of nonlinear random waves has recently received much attention in many areas of modern physics such as nonlinear statistical optics [1–4], hydrodynamics [5], mechanics [6], and cold-atom physics [7]. In all these areas a broad class of wave phenomena is modelled by integrable nonlinear partial differential equations (PDEs). Although the fundamental role of integrable PDEs has been established since the pioneering work of Fermi, Pasta and Ulam in the 1950s [8] the significance of random input problems for such systems was realized only recently, leading to the concept of *integrable turbulence (IT)* [9–17]. In this context, the one-dimensional nonlinear Schrödinger equation (1D-NLSE) plays a prominent role because it describes at leading order wave phenomena relevant to many fields of nonlinear physics.

It is now well established from experiments and numerical simulations that heavy-tailed (resp. low-tailed) deviations from gaussian statistics occur in integrable wave systems ruled by the focusing (resp. defocusing) 1D-NLSE [11–13, 15]. The heavy-tailed deviations from gaussian statistics have their origin in the random formation of bright coherent structures having properties of localization in space and time similar to rogue waves [12, 13, 18]. On the other hand, the low-tailed deviations are due to random generation of dispersive shock waves (DSWs) and dark solitons [11, 15]. One of the key features of IT is the establishment, at long evolution time, of a state in which the statistical properties of the wave system remain stationary. Due to integrable nature of the system, the long-time statistics depends on the statistics of the input random process (cf. [10–12, 15]). So far, there has been no satisfactory theoretical framework developed for the description of statistical features of IT due to high complexity of nonlinear wave interactions occurring over the course of its development.

In this Letter, we examine IT in optical systems described by the defocusing 1D NLSE from the perspective

of dispersive hydrodynamics [19], a semi-classical theory of nonlinear dispersive waves exhibiting two distinct spatio-temporal scales: the long scale specified by initial conditions and the short scale by the internal coherence length (i.e. the typical size of the coherent structures). This scale separation enables one to split the development of IT into distinct stages characterized by qualitatively different dynamical and statistical features.

At the initial, pre-breaking stage of dispersive-hydrodynamic IT nonlinear effects dominate linear dispersion and the wave fronts of the random initial field experience gradual steepening leading to the formation of gradient catastrophes that are regularized through the generation of DSWs [20]. As numerical simulations reported in ref. [15] show, the pre-breaking stage of IT is characterized by significant deviations from the gaussian statistics exhibiting the low-tailed probability density function (PDF) for the wave's intensity, see also Fig. 1(b). In the post-breaking regime, the evolution of the statistics of the random wave field is determined by interactions among DSWs leading to further deviations from gaussianity (see ref. [15] and Fig. 1(c) showing the PDFs before the occurrence of wave breaking ($\xi = 0.156$) and at long evolution distance ($\xi = 1.56$), in the statistical stationary state).

In this work, we provide a quantitative explanation of the occurrence of non-gaussian statistics at the pre-breaking stage of the IT development by analysing solutions of the defocusing 1D-NLSE in the zero dispersion (nonlinear geometric optics) limit, where the dynamics can be interpreted in terms of interacting *Riemann waves*. Moreover, we show that *Riemann invariants* diagonalising the geometric optics system represent also the relevant statistical variables in IT, exhibiting *stationary PDFs*, in sharp contrast with evolving statistical distributions of the instantaneous power.

We consider the defocusing integrable 1D-NLSE in dimensionless form:

$$i\epsilon \frac{\partial \psi}{\partial \xi} + \frac{\epsilon^2}{2} \frac{\partial^2 \psi}{\partial \tau} - |\psi|^2 \psi = 0. \quad (1)$$

*Electronic address: stephane.randoux@univ-lille1.fr

In the optical fiber experiment realized in our work, $\psi(\xi, \tau)$ is the slowly-varying envelope of the electric field A that is normalized to the square root of the mean optical power $\bar{\rho}_0$ of the partially coherent field propagating inside the fiber ($\psi = A/\sqrt{\bar{\rho}_0}$). It is usual in nonlinear fiber optics to introduce a nonlinear length $L_{NL} = 1/(\gamma\bar{\rho}_0)$ and a linear dispersion length $L_D = 2/(\beta_2[\Delta\nu_0]^2)$. γ and β_2 are the Kerr and the second-order dispersion coefficients of the optical fiber, respectively ($\beta_2 = +20\text{ps}^2\text{km}^{-1}$, $\gamma = +6\text{W}^{-1}\text{km}^{-1}$, normal dispersion regime). $\Delta\nu_0$ represents the width of the spectrum of power fluctuations of the wave injected inside the optical fiber. With our notations, the propagation distance z along the fiber is normalized as $\xi = z/\sqrt{L_{NL}L_D}$, the physical time t is normalized as $\tau = t/T_0$ with $T_0 = 1/\Delta\nu_0$ and $\epsilon = \sqrt{L_{NL}/L_D}$ is the dispersion parameter which in our experiment is about 0.014.

Considering ϵ to be a small parameter we introduce the semi-classical Madelung transformation $\psi(\xi, \tau) = \sqrt{\rho(\xi, \tau)}e^{i\frac{\phi(\xi, \tau)}{\epsilon}}$ to obtain to leading order in ϵ the nonlinear geometric optics equations for the instantaneous power $\rho(\xi, \tau)$ and the instantaneous frequency $u(\tau, \xi) = \phi_\tau$ of the optical wave [21–25]

$$\rho_\xi + (\rho u)_\tau = 0, \quad u_\xi + uu_\tau + \rho_\tau = 0. \quad (2)$$

Eqs. (2) are identical to the shallow-water equations for an incompressible fluid with $\rho > 0$ and u interpreted as the fluid height and the depth-averaged horizontal fluid velocity respectively and with the roles of space ξ and time τ interchanged. System (2) was rigorously proved in [26] to describe the pre-breaking NLS dynamics in the semi-classical ($\epsilon \rightarrow 0$) limit.

Upon introducing Riemann invariants $r_{1,2}(\xi, \tau) = u \pm 2\sqrt{\rho}$ as new variables, the system (2) becomes [20]

$$\frac{\partial r_{1,2}}{\partial \xi} + V_{1,2} \frac{\partial r_{1,2}}{\partial \tau} = 0, \quad V_{1,2} = \frac{3}{4}r_{1,2} + \frac{1}{4}r_{2,1}. \quad (3)$$

For non-constant $r_{1,2}$ system (3) describes the propagation of two interacting Riemann waves (RWs) [27].

Fig. 1 shows a typical result of the numerical integration of Eq. 1 by taking a random field $\psi(\xi = 0, \tau)$ having gaussian statistics as initial condition. This random initial field is composed of a sum of independent Fourier modes with random phases, see Supplemental Material and ref. [15, 28]. Fig. 1 reveals the contrasting behaviours of dynamics and statistics of ρ and $r_{1,2}$ at the pre-breaking stage of IT.

As shown in Fig. 1(a), the front edges of ρ experience some steepening while the changes in ρ are more pronounced at the points where the random field exhibits local maxima. At the same time, Fig. 1(b) reveals that Riemann invariants $r_{1,2}$ of the wave system behave as counterpropagating random waves, as it can be anticipated from Eq. (3).

The dynamical features evidenced in Fig. 1(a),(b) determine the statistical properties characterizing IT in the

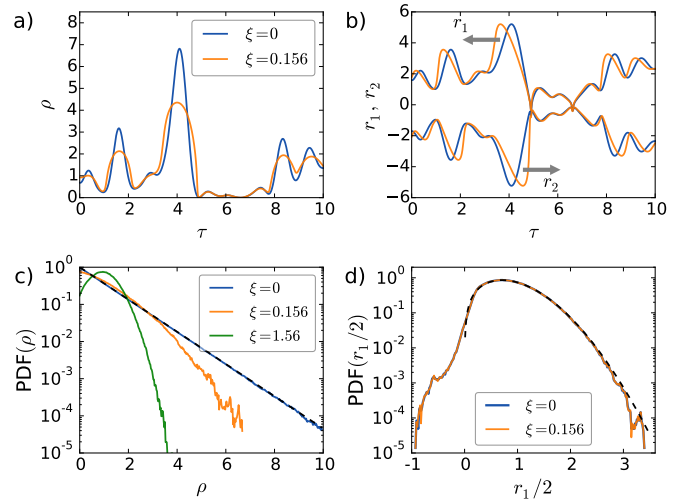


FIG. 1: Numerical simulation of Eq. (1) between $\xi = 0$ and $\xi = 0.156$ with $\epsilon = 0.014$. Time evolution of (a) ρ , (b) $r_{1,2}$ and (c), (d) associated PDFs. In (c) the black dashed line represents the exponential distribution $\mathcal{P}(\rho) = e^{-\rho}$ and in (d), it represents the Rayleigh distribution ($\mathcal{P}(x) = 2xe^{-x^2/2}$). The PDF in green line in (c) is obtained at $\xi = 1.56$ where the wave system has reached a statistical stationary state.

pre-breaking regime. As shown in Fig. 1(c) and also previously reported in ref. [11, 15], the PDF of ρ exhibits low-tailed deviations from the exponential distribution that arise from changes in ρ seen in Fig. 1(a). Contrastingly, the numerical simulations suggest that the PDFs of the Riemann invariants $r_{1,2}$ in IT remain stationary, despite the noticeable evolution of $r_{1,2}$ themselves (see Fig. 1(b) for the evolution of $r_{1,2}$ and Fig. 1(d) for the PDF of $r_{1,2}$). Moreover, as the initial velocity u is close to zero, the stationary PDFs of $r_{1,2}$ are very close to the Rayleigh distribution shown in Fig. 1(d) by a dashed line.

The contrasting nature of the evolutions of the PDFs of ρ and $r_{1,2}$ (or r_2) evidenced by the numerical simulations presented in Fig. 1 represents a striking feature that provides a new insight into the initial pre-breaking stage of the development of IT. Going beyond numerical simulations, we have used an analytical approach to investigate dynamical and statistical features typifying random Riemann waves.

First, we show that the dynamical evolution presented in Fig. 1(a) can be analyzed from the shallow water equations (2) with random initial conditions $\rho(\tau, 0) = \rho_0(\tau)$, $u(\tau, 0) = u_0(\tau)$, whose statistics is defined by the input Gaussian process $\psi(\tau, 0)$. In our typical experimental and numerical input data, we have $u_0(\tau) \ll \sqrt{\rho_0(\tau)}$ so we shall be assuming $u_0(\tau) = 0$ in the analytical development. Looking for the asymptotic solution of (2) in the form of “short-time” expansions for $\rho(\tau, \xi)$ and $u(\tau, \xi)$ we readily obtain for $\xi \ll 1$:

$$\rho(\tau, \xi) \simeq \rho_0(\tau) + \frac{1}{4}[\rho_0'(\tau)]^2 \xi^2, \quad u(\tau, \xi) \simeq -\rho_0'(\tau)\xi. \quad (4)$$

At the points τ_m of local maxima of $\rho_0(\tau)$ we have $[\rho_0^2(\tau_m)]'' = 2\rho_0(\tau_m)[\rho_0(\tau_m)]'' < 0$ so that the first equation in (4) immediately implies the appearance of low tails in the PDF of ρ due to the decrease of the maximum amplitude of the peaks of fluctuations of ρ with the evolution variable ξ (note that in the focusing case the expansion of ρ has the same form (4) but with the minus sign for the $O(\xi^2)$ term explaining the heavy-tailed statistics observed in [12]).

The stationary nature of the PDF of r_1 evidenced in Fig. 1(d) can be analyzed from Eq. (3) by noticing that the condition $u \ll \sqrt{\rho}$ must be satisfied at least over some propagation distance since $u_0(\tau) \ll \sqrt{\rho_0(\tau)}$. We obtain that in the regime of our interest $V_{1,2} \approx \frac{1}{2}r_{1,2}$ and Eqs. (3) can then be approximated by the system of two *decoupled* RWs

$$\frac{\partial r_i}{\partial \xi} + \frac{r_i}{2} \frac{\partial r_i}{\partial \tau} = 0, \quad i = 1, 2. \quad (5)$$

Evolution of statistical parameters of random RWs has been studied in the context of Burgers turbulence [29]. One of the straightforward results of the developed theory is that the PDF $\mathcal{P}(r; \xi)$ of a random RW field $r(\tau, \xi)$ is invariant with respect to the ξ -evolution, i.e. $\mathcal{P}(r; \xi) = \mathcal{P}(r; 0)$. The small u approximation (5) of the dispersionless dynamics (2) then implies that the PDFs of the Riemann invariants $r_{1,2}$ in the full NLS equation (1) will remain stationary or almost stationary during the initial evolution of IT.

It should be emphasized that numerical simulations shown in Fig. 1 are made for the regime in which the condition $u \ll \sqrt{\rho}$ of our theoretical analysis is not fulfilled. Hence the numerical results of Fig. 1 reveal that the conservation of the PDF of Riemann invariants holds at a much longer (but still pre-breaking) evolution time, when the two RWs are coupled and their evolution is governed by Eq. (3) instead of Eq. (5). This statistical result represents an important extension of the random RWs theory [29] deserving further theoretical analysis.

Now we report an optical fiber experiment in which we realize the first observation of random Riemann waves in a turbulent field. Before presenting our experimental results, let us emphasize that experimental observations of RWs that have been reported so far involve the setting implying only one ‘isolated’ RW [30, 31]. In the nonlinear optics context, this corresponds to imposing a very special relation between the wave intensity and the phase gradient (chirp) [32]. Such specially designed optical RWs have been recently realized in optical fiber experiments reported in ref. [30] and the wave breaking dynamics of one simple RW has been also examined in some recent hydrodynamical experiments [31].

In the context of IT, the intrinsic random nature of nonlinear waves prevents the realization of a simple setting in which the dynamics of the wave system would be given by one Riemann invariant while the other one would remain constant. This has major implications for the experiment that must be designed in order to mea-

sure not only one hydrodynamical variable but both ρ and u in a simultaneous way. Moreover the observation of the changes experienced by the random RWs can be made only if ρ and u are *simultaneously* measured at the input and output ends of the nonlinear medium.

Fig. 2 represents the experimental setup that we have designed to perform the measurement of Riemann invariants in the context of IT. A partially-coherent light beam at 1064 nm is generated by a homemade source that has a narrow linewidth together with a gaussian statistics. The typical time scale characterizing power fluctuations of this light source is $T_0 \sim 250$ ps ($\Delta\nu_0 = 4$ GHz). The optical power of the beam is amplified to $\bar{\rho}_0 \sim 130$ mW by using an Ytterbium fiber amplifier. The partially coherent light beam is linearly-polarized and it is launched inside a 1.4 km-long polarization-maintaining (PM) single-mode optical fiber. In our experiment, the linear and nonlinear lengths are $L_D = 6250$ km and $L_{NL} = 1.3$ km ($\epsilon \sim 0.014$). The normalized propagation distance corresponding to the 1.4 km physical distance is $\xi = 0.0156$.

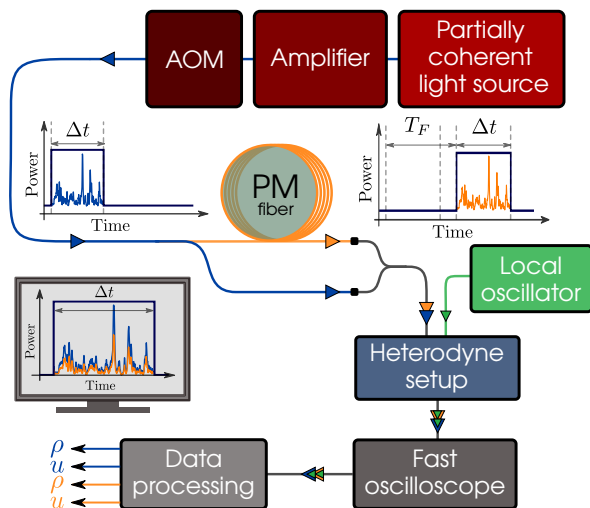


FIG. 2: Experimental setup. Partially coherent light at 1064 nm is injected inside a 1.4-km-long PM fiber in a regime where nonlinear effects strongly dominate linear ones ($L_{NL} = 1.3$ km, $L_D = 6250$ km, $\epsilon = 0.014$). Real-time observation of $\rho(\tau)$ and of $u(\tau)$ at the input and output ends of the PM fiber is achieved by combining a time-division multiplexing technique and an heterodyne measurement (see text).

As shown in Fig. 2, the partially-coherent light wave at the input and output ends of the PM fiber is analyzed by using a heterodyne setup. The light wave is linearly mixed with an external laser source, also called local oscillator, that delivers stable single-frequency radiation at 1064 nm. Two fast photodiodes having a bandwidth of 50 GHz are used in the heterodyne setup to record the power fluctuations of the incoherent light wave and the beating signal between the partially-coherent light and the local oscillator. The two photodiodes are connected to a fast oscilloscope (bandwidth 65 GHz, sampling rate 160 GSa/s). Signals detected by the two photodiodes have

been carefully synchronized with an accuracy of ~ 3 ps by using a mode-locked laser delivering picosecond pulses and an adjustable delay line, see Supplemental Material for details about the heterodyne measurement of u and the synchronization procedure.

The experimental setup incorporates a time-division multiplexing part that enables the accurate observation of the nonlinear changes experienced by $\rho(\tau)$ and $u(\tau)$ between the input and the output ends of the PM fiber. An acousto-optic modulator (AOM) is used to periodically slice square windows with a duration $\Delta T = 5.7\mu\text{s} \gg T_0 \sim 250\text{ps}$ in the light wave that is injected inside the PM fiber. A 50/50 fiber coupler is used to combine light beams at the input and at the output ends of the PM fiber. Hence the heterodyne setup periodically analyzes input light fluctuations and subsequently, output light fluctuations that are delayed by a time $T_F \sim 7\mu\text{s}$ associated with propagation inside the PM fiber. Computing the autocorrelation function of the power fluctuations $P(t)$, we have been able to measure T_F with an accuracy of ± 3 ps. Data have been processed in such a way that light fluctuations at the output of the fiber are shifted backward in time by T_F , which permits the direct observation of the nonlinear changes experienced by $\rho(\tau)$ and $u(\tau)$ inside the PM fiber.

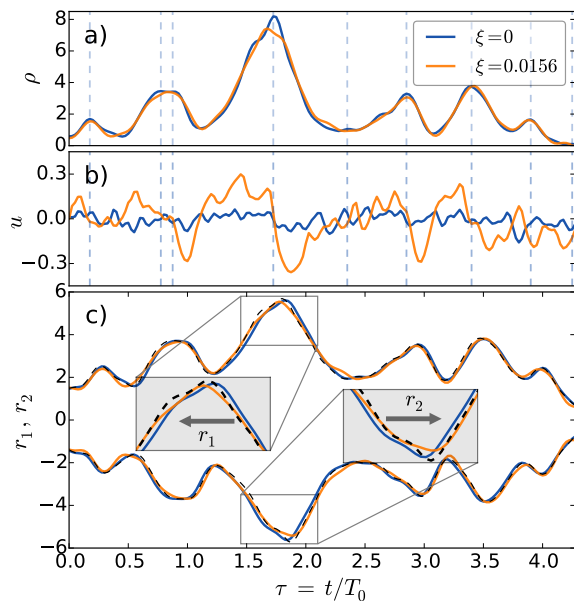


FIG. 3: Experiments. Time evolution of ρ , u , and of the Riemann invariants $r_{1,2} = u \pm 2\sqrt{\rho}$ at the input end ($\xi = 0$) and at the output end ($\xi = 0.0156$) of the fiber ($T_0 = 250$ ps). The black dashed lines represent Riemann invariants calculated from numerical integration of Eqs. (5) while starting from the experiment initial conditions (blue lines).

As shown in Fig. 3(a), the experiment reveals dynamical features for $\rho(\tau)$ that are similar to those evidenced by numerical simulations of Fig. 1(a). As shown in Fig. 3(b), the experiment also reveals that the instantaneous frequency $u(\tau)$ does not change in regions where $\rho(\tau)$

reaches extrema, see vertical dashed lines in Fig. 3(a)(b) indicating that the positions of maxima of ρ coincide with positions where u stays close to zero. This experimental result is in full agreement with the expression obtained for u in Eq. 4.

Fig. 3(c) shows the two Riemann invariants $r_{1,2} = u \pm 2\sqrt{\rho}$ that are computed from the data plotted in Fig. 3(a)(b). The evolution plotted in Fig. 3(c) agrees quite well with the one given by Eq. (5). The Riemann invariants evolve as two waves that propagate in opposite directions. Even though the evolution captured by the experiment between $\xi = 0$ and $\xi = 0.0156$ is much less pronounced than the one evidenced by numerical simulations of Fig. 1, it should be emphasized that it is nevertheless significant and in reasonably good agreement with the evolution predicted by Eq. (5). Indeed, the dashed black lines in Fig. 3(c) represent the result of the numerical integration of Eq. (5) between $\xi = 0$ and $\xi = 0.0156$ while starting from initial conditions recorded in the experiment. The obtained agreement between experiments and numerical simulations is acceptable without being perfect because of limited signal to noise ratio in the measurement of ρ and u .

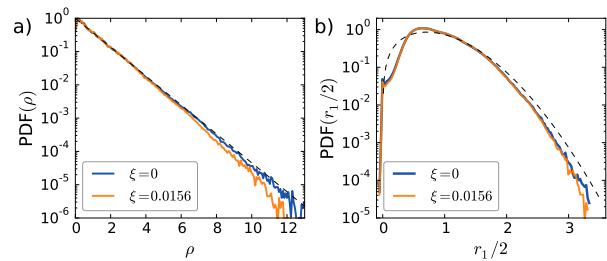


FIG. 4: Experimental PDFs of (a) ρ , (b) $r_1/2$. Blue (resp. yellow) lines represent PDFs at the input (resp. output) end of the fiber. In (a) the black dashed line represents the exponential distribution and in (b), it represents the Rayleigh distribution.

Statistical features typifying dispersive-hydrodynamic IT have been investigated from long time series lasting $500\mu\text{s}$ and including 80.10^6 points. As shown in Fig. 4(a), the evolution depicted by the PDF of ρ is qualitatively similar to the one evidenced in Fig. 1(c) and also in ref. [11]. On the other hand, as implied by the approximate decoupled RW system (5) the PDF of the Riemann invariant $r_1/2$ practically does not change with ξ : it is found to nearly retain the shape of the (initial) Rayleigh distribution (note that initially $R_{1,2} \approx \pm 2\sqrt{\rho}$), see Fig. 4(c). Note that $\sim 2\%$ of the measured points were excluded from the statistical analysis giving the PDFs of u and $r_1/2$. For those points, the value of ρ is indeed too small for the proper determination of u .

In conclusion, we have examined the development of IT from the perspective of dispersive hydrodynamics. Within this framework the initial stage of the IT development is described by a system of two interacting random Riemann waves. Our analysis provides an ele-

mentary theoretical explanation of the fundamental IT phenomenon of the appearance of low tails in the PDF of the wave's intensity. We have also shown from an optical fiber experiment that Riemann invariants represent observable quantities that provide new insight into the description and the understanding of IT. We hope that the dispersive-hydrodynamic approach used in our work will pave the way to further theoretical and experimental studies in this field.

This work has been partially supported by the Agence Nationale de la Recherche through the LABEX CEMPI project (ANR-11-LABX-0007), the Ministry of Higher Education and Research, Hauts de France council and European Regional Development Fund (ERDF) through the the Nord-Pas de Calais Regional Research Council and the European Regional Development Fund (ERDF) through the Contrat de Projets Etat-Région (CPER Photonics for Society P4S).

-
- [1] A. Picozzi, J. Garnier, T. Hansson, P. Suret, S. Randoux, G. Millot, and D. Christodoulides, *Phys. Rep.* **542**, 1 (2014).
- [2] J. Laurie, U. Bortolozzo, S. Nazarenko, and S. Residori, *Physics Reports* **514**, 121 (2012), *one-Dimensional Optical Wave Turbulence: Experiment and Theory*.
- [3] E. G. Turitsyna, S. V. Smirnov, S. Sugavanam, N. Tarasov, X. Shu, S. B. E. Podivilov, D. Churkin, G. Falkovich, and S. Turitsyn, *Nat. Photon.* **7**, 783 (2013).
- [4] D. Pierangeli, F. Di Mei, G. Di Domenico, A. J. Agranat, C. Conti, and E. DelRe, *Phys. Rev. Lett.* **117**, 183902 (2016).
- [5] E. Herbert, N. Mordant, and E. Falcon, *Phys. Rev. Lett.* **105**, 144502 (2010).
- [6] B. Miquel, A. Alexakis, C. Josserand, and N. Mordant, *Phys. Rev. Lett.* **111**, 054302 (2013).
- [7] N. Navon, A. L. Gaunt, R. P. Smith, and Z. Hadzibabic, *Nature* **539**, 72 (2016).
- [8] E. Fermi, J. Pasta, and S. Ulam, Los Alamos Report LA-1940 **978** (1955).
- [9] V. E. Zakharov, *Stud. Appl. Math.* **122**, 219 (2009).
- [10] D. S. Agafontsev and V. E. Zakharov, *Nonlinearity* **28**, 2791 (2015).
- [11] S. Randoux, P. Walczak, M. Onorato, and P. Suret, *Phys. Rev. Lett.* **113**, 113902 (2014).
- [12] P. Walczak, S. Randoux, and P. Suret, *Phys. Rev. Lett.* **114**, 143903 (2015).
- [13] P. Suret, R. El Koussaifi, A. Tikan, C. Evain, S. Randoux, C. Szwaj, and S. Bielawski, *Nature Communications* **7** (2016).
- [14] M. Närhi, B. Wetzal, C. Billet, S. Toenger, T. Sylvestre, J.-M. Merolla, R. Morandotti, F. Dias, G. Genty, and J. M. Dudley, *Nature Communications* **7** (2016).
- [15] S. Randoux, P. Walczak, M. Onorato, and P. Suret, *Physica D: Nonlinear Phenomena* **333**, 323 (2016).
- [16] D. V. Zakharov, V. E. Zakharov, and S. A. Dyachenko, *Physics Letters A* **380**, 3881 (2016).
- [17] D. S. Agafontsev and V. E. Zakharov, *Nonlinearity* **29**, 3551 (2016).
- [18] M. Onorato, S. Residori, U. Bortolozzo, A. Montina, and F. Arecchi, *Phys. Rep.* **528**, 47 (2013).
- [19] G. Biondini, G. El, M. Hoefer, and P. Miller, *Physica D: Nonlinear Phenomena* **333**, 1 (2016).
- [20] G. A. El and M. A. Hoefer, *Physica D: Nonlinear Phenomena* **333**, 11 (2016).
- [21] M. G. Forest, C.-J. Rosenberg, and O. C. Wright, *Nonlinearity* **22**, 2287 (2009).
- [22] S. Wabnitz, C. Finot, J. Fatome, and G. Millot, *Physics Letters A* **377**, 932 (2013).
- [23] J. Fatome, C. Finot, G. Millot, A. Armaroli, and S. Trillo, *Phys. Rev. X* **4**, 021022 (2014).
- [24] Y. Kodama and S. Wabnitz, *Opt. Lett.* **20**, 2291 (1995).
- [25] A. Moro and S. Trillo, *Phys. Rev. E* **89**, 023202 (2014).
- [26] S. Jin, C. D. Levermore, and D. W. McLaughlin, *Communications on Pure and Applied Mathematics* **52**, 613 (1999).
- [27] G. B. Whitham, *Linear and nonlinear waves*, vol. 42 (John Wiley & Sons, 2011).
- [28] S. Nazarenko, *Wave Turbulence*. 10.1007/978-3-642-15942-8, *Lecture Notes in Physics* (Springer Berlin Heidelberg, Berlin, Heidelberg, 2011).
- [29] S. N. Gurbatov, A. Malakhov, and A. I. Saichev, *Nonlinear random waves and turbulence in nondispersive media: wave interactions* (Manchester University Press, 1991).
- [30] B. Wetzal, D. Bongiovanni, M. Kues, Y. Hu, Z. Chen, S. Trillo, J. M. Dudley, S. Wabnitz, and R. Morandotti, *Phys. Rev. Lett.* **117**, 073902 (2016).
- [31] S. Trillo, G. Deng, G. Biondini, M. Klein, G. F. Clauss, A. Chabchoub, and M. Onorato, *Phys. Rev. Lett.* **117**, 144102 (2016).
- [32] S. Wabnitz, *Journal of Optics* **15**, 064002 (2013).