

Universal Peregrine soliton structure in nonlinear pulse compression in optical fiber.

Alexey Tikan,^{1,2} Cyril Billet,³ Gennady El,⁴ Alexander Tovbis,⁵ Marco Bertola,^{6,7} Thibaut Sylvestre,³ Francois Gustave,^{1,2} Stephane Randoux,^{1,2} Goëry Genty,⁸ Pierre Suret,^{1,2} and John M. Dudley³

¹*Laboratoire de Physique des Lasers, Atomes et Molécules, UMR-CNRS 8523, Université de Lille, France*

²*Centre d'Etudes et de Recherches Lasers et Applications (CERLA), 59655 Villeneuve d'Ascq, France*

³*Institut FEMTO-ST, CNRS Université Bourgogne-Franche-Comté UMR 6174, 25030 Besançon, France*

⁴*Centre for Nonlinear Mathematics and Applications, Loughborough University, Department of Mathematical Sciences, Loughborough, LE11 3TU, UK*

⁵*University of Central Florida, Department of Mathematics, USA*

⁶*Department of Mathematics, Concordia University, H3G 1M8, Montreal, Canada*

⁷*SISSA, Area of Mathematics, Trieste, Italy*

⁸*Tampere University of Technology, Department of Physics, Optics Laboratory, FI-33101 Tampere, Finland*

(Dated: February 14, 2022)

We present experimental evidence of the universal emergence of the Peregrine soliton predicted in the semi-classical (zero-dispersion) limit of the focusing nonlinear Schrödinger equation [Comm. Pure Appl. Math. **66**, 678 (2012)]. Experiments studying higher-order soliton propagation in optical fiber use an optical sampling oscilloscope and frequency-resolved optical gating to characterise intensity and phase around the first point of soliton compression and the results show that the properties of the compressed pulse and background pedestal can be interpreted in terms of the Peregrine soliton. Experimental and numerical results reveal that the universal mechanism under study is highly robust and can be observed over a broad range of parameters, and experiments are in very good agreement with numerical simulations.

The focusing nonlinear Schrödinger equation (NLSE) is a fundamental model in nonlinear science that applies to a wide range of physical systems including water waves, plasmas, nonlinear fiber optics and Bose-Einstein condensates [1]. There is extensive current interest in the properties of particular NLSE solutions known as solitons on finite background, as they possess characteristics that suggest links with the emergence of rogue waves and extreme events on the ocean and in other environments [2–4]. The prototype structure of this kind is the celebrated Peregrine soliton, which was first derived as a rational solution to the NLSE in the context of plane wave modulation instability [5]. Exciting the Peregrine soliton in experiments, however, requires careful choice of initial conditions, but a number of experiments have now observed its dynamics in the laboratory - first in nonlinear fiber optics [6], and then in hydrodynamics [7] and plasmas [8]. These experiments have motivated much theoretical effort to study in detail the properties of the Peregrine soliton and other related NLSE solutions [9].

It has been widely considered that the Peregrine soliton was uniquely associated with the process of plane wave modulation instability. Recent theoretical studies, however, have shown that it actually appears more generally as a universal structure emerging during intensity localisation of high power *pulses* in the semi-classical (zero dispersion) limit of the NLSE [10]. Some evidence for this universality has already been seen in experiments that have characterised Peregrine soliton-like structures emerging during partially coherent nonlinear wave propagation in optical fibers [11]. But all other experimental studies of Peregrine solitons have been restricted only to the regime of plane wave modulation instability.

In a sense, this is surprising, because nonlinear prop-

agation in optical fiber has been studied for decades [12, 13]. Moreover, high power pulse propagation in the anomalous dispersion regime of optical fiber is a well-known technique to generate pulse narrowing through higher-order soliton compression [14–16]. To our knowledge, however, any possible link between these compression dynamics and the localisation properties of the Peregrine soliton has never been explored.

In this paper, we fill this gap and present a detailed theoretical and experimental study that confirms the appearance of the universal Peregrine soliton structure in nonlinear (N-soliton) pulse compression in an NLSE system. Our experimental results use two different fiber optic based setups, and in one experiment where we use the technique of frequency-resolved optical gating (FROG), we fully characterize intensity and phase of the pulse during its propagation. These results are not only of fundamental interest in showing the universality of the Peregrine soliton in cubic NLSE systems, but they also provide insight into the physical characteristics of nonlinear pulse compression. In particular, nonlinear compression is well known to lead to a central temporally-localised peak sitting upon an extended pedestal [14], and we are now able to interpret the physical origin of this structure in terms of the Peregrine soliton.

We begin by writing the focussing NLSE as follows:

$$i \frac{\partial \psi}{\partial \xi} + \frac{1}{2N} \frac{\partial^2 \psi}{\partial \tau^2} + N |\psi|^2 \psi = 0. \quad (1)$$

Here, the envelope $\psi(\tau, \xi)$ is a function of normalized distance ξ and time τ , and the input pulse is such that $\psi(\tau, 0) \rightarrow 0$ as $\tau \rightarrow \pm\infty$. Note that these initial conditions are fundamentally different to the plane wave used to excite the Peregrine soliton from modulation instabil-

ity [17]. The parameter $N > 0$ (not necessarily integer) that sets the dimensionless amplitude is well-known in optics as the soliton number [13], but the associated parameter $\epsilon = 1/N$ is also used in descriptions of NLSE dynamics, particularly in the semi-classical analysis [10].

In terms of fiber parameters and physical distance z and time t , we have $\xi = z/\sqrt{L_{\text{NL}}L_D}$ where we define nonlinear length $L_{\text{NL}} = (\gamma P_0)^{-1}$, dispersive length $L_D = T_0^2/|\beta_2|$, and $\tau = t/T_0$. Here γ and β_2 are the fiber nonlinearity and dispersion respectively [13], and the input pulse is characterized by timescale T_0 and peak power P_0 . The normalised envelope $\psi = A/\sqrt{P_0}$ where $A(t, z)$ is the dimensional field (units of $\text{W}^{1/2}$). The parameter $N = \sqrt{L_D/L_{\text{NL}}} = \sqrt{\gamma P_0 T_0^2/|\beta_2|}$ couples the fiber parameters and initial conditions. When N is an integer, the initial condition $\psi(\tau, 0) = \text{sech}(\tau)$ represents an exact N -soliton solution of the NLSE, which follows the well-known periodic evolution [18].

Analysis proceeds by writing the ψ in terms of real variables (Madelung transform [19]) corresponding to intensity ρ and instantaneous frequency (or chirp) u defined through $\psi(\tau, \xi) = \sqrt{\rho(\tau, \xi)} \exp[-iN \int_{-\infty}^{\tau} u(\tau', \xi) d\tau']$. Assuming a smooth (more precisely, analytic) initial pulse shape and large N , we obtain a leading order approximation (nonlinear geometric optics) system:

$$\rho_\xi + (\rho u)_\tau = 0, \quad u_\xi + uu_\tau - \rho_\tau = 0 \quad (2)$$

describing the initial evolution of the pulse as long the derivative ρ_τ is not too large [20, 21].

It is known from analytical solutions of (2) [22, 23] and numerical studies of the full NLSE (1) [24] that nonlinear pulse propagation at high power in the focussing NLSE typically leads to temporal self-compression of the intensity profile resulting, at some $\xi = \xi_c$, in a gradient catastrophe, the point when the intensity profile has infinite derivative $|d\rho/d\tau| \rightarrow \infty$. In the vicinity of this point the geometric optics approximation (2) becomes invalid and the full NLSE must be used. Since N is assumed to be large (equivalently, $\epsilon = 1/N$ is small) one can take advantage of the semi-classical analysis of the NLSE inverse scattering solution performed in ref. [10]. One of the key results of ref. [10] is that, when $\epsilon \ll 1$ (i.e. $N \gg 1$) the dynamics near the gradient catastrophe *universally* lead to the generation of the rational Peregrine soliton as a local asymptotic solution of the NLSE, which at the point of maximum compression $\xi_m = \xi_c + O(N^{-4/5})$ assumes the form $\psi_{\text{PS}}(\tau, \xi_m) = a_0[1 - 4/(1 + 4a_0^2 N^2 \tau^2)] + O(N^{-1/5})$.

For the case of N -soliton initial data, the background a_0 for this local Peregrine soliton was shown in [21] to be given by the field amplitude $\sqrt{\rho(0, \xi_c)} = \sqrt{2} + O(N^{-1/5})$ at the gradient catastrophe point found from solution to (2). Significantly, the appearance of the Peregrine soliton as a universal nonlinear coherent structure locally regularising the gradient catastrophe does not depend on global properties (i.e. on the Zakharov-Shabat spectrum [25]) of the NLSE decaying initial condition $\psi(\tau, 0)$ – it

can have high soliton content or even be completely solitonless. Moreover, although this analysis is carried out in the semi-classical ($N \rightarrow \infty$) limit of the NLSE (which coincides with the nonlinear geometric optics approximation (2) only for $\xi < \xi_c$), as we shall see below from simulations and experiment, the appearance of the Peregrine soliton in the compressed pulse profile is extremely robust and is seen over a very wide range of N .

We begin by showing numerical results in Fig. 1 solving Eq. 1 for pulsed initial condition $\psi(\tau, 0) = \text{sech}(\tau)$ with different N . The nonlinear dynamics of high power pulse propagation in the focussing NLSE are well known, leading to a strongly-localised central peak surrounded by a temporally-extended pedestal at a compression distance ξ_m . The solid black lines in Fig. 1 (a) show the amplitude at ξ_m , with the black dashed line showing the profile of the input pulse. The discussion above leads us to expect that the profile of the localised compressed peak will follow that of the Peregrine soliton, and indeed the analytic Peregrine soliton (dashed red line) is an excellent fit to simulation over the central region.

To further compare the properties of the compressed pulse and Peregrine soliton, Fig. 1(b) compares the longitudinal evolution with ξ of the amplitude $\psi(\xi, 0)$ at the centre of the compressed pulse and the centre of the Peregrine soliton. We note close agreement especially in the growth stage, but we remark that the decay stage of the pulsed evolution would be expected to deviate from the Peregrine soliton because of complex splitting dynamics beyond the compression point. The maximum value of the pulse amplitude at the compression point described

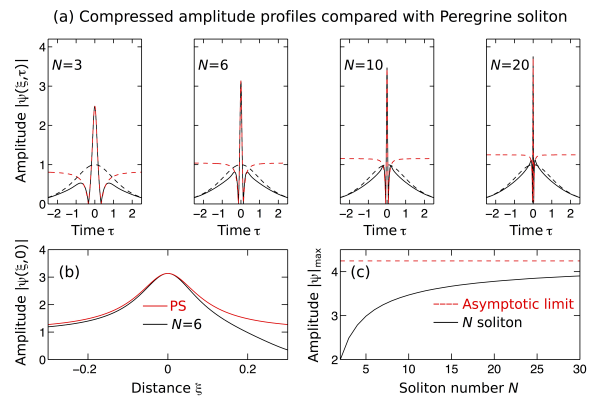


FIG. 1. (a) For different N as shown, we compare pulse amplitude profiles at the compression point $\xi = \xi_m$ (black solid line) with the intensity profile of a scaled Peregrine soliton (red dashed line). The black dashed line shows the input pulse $\psi(\tau, 0) = \text{sech}(\tau)$. (b) For $N = 6$, we compare the longitudinal evolution of the amplitude of the evolving higher-order soliton and the Peregrine soliton at the temporal centre $\psi(\xi, 0)$ (Note that the distance scale for the $N = 6$ evolution is offset by ξ_m). (c) Numerical simulations showing the maximum amplitude $|\psi|_{\text{max}}$ of the compressed higher-order soliton at the compression point as a function of N . The asymptotic limit from semi-classical theory [10] ($3\sqrt{2} \approx 4.24$) is shown as the dashed line.

in [10] is denoted $|\psi_{\max}| = \psi(\xi_m, 0)$, and simulation results plotting $|\psi_{\max}|$ as a function of N are plotted in Fig. 1(c). Significantly, in the large- N limit, the amplitude approaches the asymptotic value of $3\sqrt{2}$ as calculated in [10].

To compare in more detail the compressed pulse characteristics with the Peregrine soliton, Fig. 2(a) shows an expanded view of the evolution from Fig. 1 in the vicinity of the compression point. Fig. 2(b) shows the corresponding results for an ideal Peregrine soliton, and we see clearly the close similarity in the both amplitude and phase evolution. The confirmation of the expected π phase jump across the zero intensity points separating the “wings” and the central lobe of the Peregrine soliton is particularly striking.

These numerical studies show clearly how Peregrine soliton characteristics appear *locally* during nonlinear compression of a pulsed initial condition in an NLSE system. We stress again how fundamentally different this is from the emergence of the Peregrine soliton in plane wave modulation instability.

We have confirmed these results experimentally using two different setups injecting high power pulses in optical fiber. Fig. 3 shows a schematic of two setups used. In setup 1, near-Gaussian pulses of $\Delta\tau = 5.3$ ps duration (FWHM) at 1525 nm from a spectrally-filtered optical parametric oscillator (Coherent Chameleon) were injected into 400 m of polarization maintaining fiber (Fibercore PMF). The fiber parameters were $\beta_2 = -16.5 \times 10^{-27} \text{ s}^2 \text{ m}^{-1}$ and $\gamma = 2.4 \times 10^{-3} \text{ W}^{-1} \text{ m}^{-1}$, and with injected pulse peak power of $P_0 = 3.3 \text{ W}$, we estimate $N \approx 2.2$ for the input pulse ($\epsilon = 1/N \approx 0.45$). With the input pulse well-fitted by a Gaussian profile, the parameter $T_0 = \Delta\tau/1.665$ [13]. Simulations were used to select the input power such that the fibre length corresponded to close to the first compression distance, and the pulse intensity profile was measured using a custom-designed optical sampling oscilloscope (see [26] and Supplementary Information). The results obtained in this case are displayed in Fig. 4 where we show the input pulse (green sampled points), the compressed pulse at

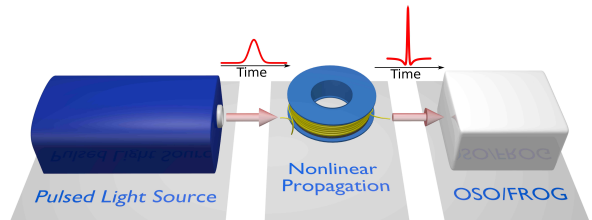


FIG. 3. Schematic Experimental setups. The pulsed light source is either a fiber picosecond laser either a spectrally filtered femtosecond OPO. The nonlinear propagation of pulses is achieved in a HNLF or in a standard PMF fiber

the fibre output (blue sampled points), numerical simulation results (solid black line) and the ideal theoretical Peregrine soliton (solid red line). Note that there are no free parameters used in the simulations.

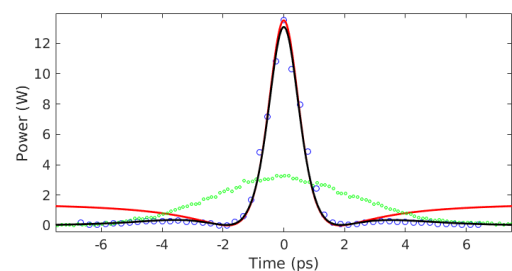


FIG. 4. Experimental and numerical simulations : temporal dynamics of the optical power (setup 1). Input pulse (green points) corresponding to $N = 1/\epsilon \simeq 2.2$. Output of the 400 m-long PMF (blue circles). Numerical simulations of NLSE (black line) and theoretical Peregrine soliton (red line).

These experiments provide clear confirmation that nonlinear pulse compression in optical fiber yields intensity characteristics in good agreement with the Peregrine soliton. To examine the pulse properties in more detail, however, requires complete characterisation of the compressed pulse in both amplitude and phase, and to this end we developed a second experimental setup using second harmonic generation FROG to characterise the nonlinear pulse evolution [27, 28].

In these experiments, the input pulses from a picosecond fibre laser (Pritel PPL) had duration $\Delta\tau = 1.1$ ps (FWHM) at 1550 nm. The pulses were injected with input power $P_0 = 26.3 \text{ W}$ into Ge-doped highly nonlinear optical fiber (HNLF) fiber with $\beta_2 = -5.23 \times 10^{-27} \text{ s}^2 \text{ m}^{-1}$ and $\gamma = 18.4 \times 10^{-3} \text{ W m}^{-1}$. The input pulses here were well-fitted by a sech profile such that $T_0 = \Delta\tau/1.763$ [13], giving $N \approx 6$. Numerical simulations for these parameters determined the first point of compression around $z = 10.3 \text{ m}$. Note that our simulations also included the effect of third order dispersion ($\beta_3 = 4.27 \times 10^{-41} \text{ s}^3 \text{ m}^{-1}$), the Raman effect [13] and input pulse asymmetry, but whilst including these effects was found to improve quantitative agreement with experiment (see below), the essential pulse dynamics up to

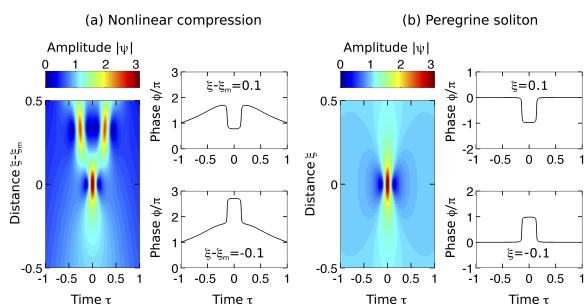


FIG. 2. Detailed view of amplitude and phase dynamics for (a) compression of a higher order $N = 6$ soliton and (b) a Peregrine soliton. For clarity in the comparison, the distance scale in (a) is $\xi - \xi_m$ offset relative to the compression point.

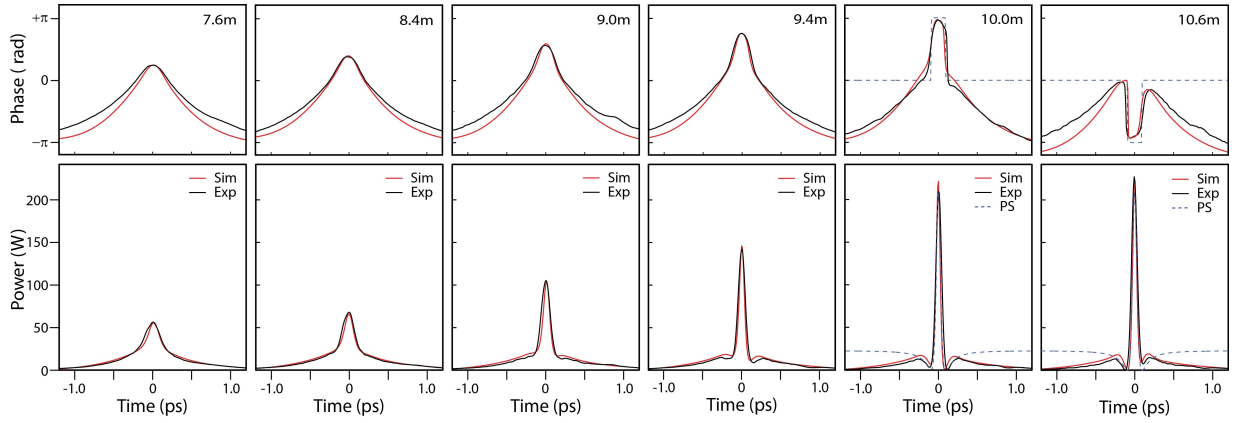


FIG. 5. Intensity (bottom) and phase (top) measurements of compressed pulse characteristics in optical fiber at the distances indicated, comparing experiment (black line) with simulations (red line). For the results at 10.0 m and 10.6 m, we see clearly a flip in the phase characteristics across the central intensity lobe. For these cases, we also plot the expected theoretical profile of an ideal Peregrine soliton.

the first compression point remain very well described by an ideal NLSE. Of course, the higher-order effects play a major role beyond the compression point where they lead to supercontinuum broadening that prevents observation of recurrence to the initial state [24].

Experiments were first performed at a maximum fiber length of 10.6 m, before the fiber was cut-back progressively. At each fiber length, FROG measurements were made to yield intensity and phase profiles. FROG acquisition was performed on a 512×512 grid and FROG retrieval errors were typically 2×10^{-3} . Standard checks of the retrieved pulse characteristics involving comparison with independent spectral and autocorrelation measurements were used to check measurement fidelity, and the direction-of-time ambiguity was lifted by an additional FROG measurement of propagation in a length of single mode fiber [27].

The results of these experiments are shown in Fig. 5. Here we plot the retrieved intensity (bottom) and phase (top) at the fiber lengths indicated, comparing experiment (black line) with simulations (red line). In all cases, we see excellent agreement between experiment and simulation, and we clearly observe the compression of the central region of the intensity profile and the development of a broader intensity pedestal. The associated phase evolution is dominated by nonlinearity (where the phase profile follows the intensity profile) but as we approach the compression point, we see the development of a central region of phase with steepening edges upon a slower phase variation associated with the intensity pedestal.

Indeed for the results at 10 m and 10.6 m, we also plot the intensity and phase profile of an ideal Peregrine soliton solution, and there is excellent agreement with experiment and simulation across the pulse center. Of course, one difference is that the Peregrine soliton background extends to $\tau \rightarrow \pm\infty$ whereas the pedestal observed in experiments is limited by the temporal width of the input pulse. This highlights how the emergence

of the Peregrine soliton here is a *local dynamical mechanism*. The qualitative and quantitative agreement is clear, and in particular, as observed in numerical simulations of Fig. 2, the π phase jump occurring at zero intensity between the central lobe and the pedestal is a striking signature of the Peregrine soliton. Note finally, that the change of the sign of the phase derivative across the maximum compression point which is also a characteristic of the analytic Peregrine soliton solution at the center of the pulse, is clearly observed in the experiments between 10 m and 10.6 m in Fig. 5. Remarkably, this property of the Peregrine soliton is also consistent with the generic change of sign of the phase derivative across the gradient catastrophe point [23].

These results are very significant from both basic and applied viewpoints. From a fundamental perspective, our simulations and experiments confirm the predictions of Ref. [10] in showing how the regularization of the gradient catastrophe in the semiclassical NLSE leads to the emergence of the Peregrine soliton. Specifically, in addition to its appearance in the development of plane wave modulational instability, we see how the Peregrine soliton also arises as the compressed pulse shape associated with high power nonlinear pulse propagation in the NLSE. Our results reveal that this phenomenon arises over a very broad range of parameters : we locally observe the Peregrine soliton in the nonlinear regime of propagation as long as $\epsilon = \sqrt{L_D/L_{NL}} \leq 0.5$ ($N > 2$). For the particular system of nonlinear fiber optics, our results provide a clear physical interpretation to the longstanding observation that soliton-effect compression is necessarily associated with a broader pedestal, often considered deleterious for many applications. Although techniques do exist which can reduce or suppress this pedestal to some degree [16], our results suggest that – at least for nonlinear N-soliton compression scenarios described by the NLSE – its presence is inevitable. Finally, we anticipate application of these results in studies of extreme events

and rogue waves in integrable turbulence [11, 26, 29, 30] where the problem of nonlinear localisation mechanisms remains a challenging open problem.

ACKNOWLEDGMENTS

This work was supported by the European Research Council Advanced Grant ERC-2011-AdG-290562 MULTI-WAVE and Proof of Concept Grant ERC-2013-PoC 632198-WAVEMEASUREMENT, the European Union

Horizon 2020 research and innovation programme under grant agreement No 722380 SUPUVIR, the Agence Nationale de la Recherche (ANR OPTIROC ANR-12-BS04-0011, LABEX CEMPI ANR-11-LABX-0007 and ACTION ANR-11-LABX-0001-01), the Region of Franche-Comté Project CORPS, the French Ministry of Higher Education and Research, the Nord-Pas de Calais Regional Council and European Regional Development Fund (ERDF) through the Contrat de Projets Etat-Région (CPER Photonics for Society P4S). G. G. acknowledges the support from the Academy of Finland (Grants 267576 and 298463).

-
- [1] N. N. Akhmediev and A. Ankiewicz, *Solitons: Nonlinear Pulses and Beams* (Chapman & Hall, 1997).
 - [2] C. Kharif and E. Pelinovsky, *European Journal of Mechanics-B/Fluids* **22**, 603 (2003).
 - [3] M. Onorato, S. Residori, U. Bortolozzo, A. Montina, and F. T. Arecchi, *Physics Reports* **528**, 47 (2013).
 - [4] J. M. Dudley, F. Dias, M. Erkintalo, and G. Genty, *Nature Photonics* **8**, 755 (2014).
 - [5] D. H. Peregrine, *The Journal of the Australian Mathematical Society. Series B. Applied Mathematics* **25**, 16 (1983).
 - [6] B. Kibler, J. Fatome, C. Finot, G. Millot, F. Dias, G. Genty, N. Akhmediev, and J. M. Dudley, *Nature Physics* **6**, 790 (2010).
 - [7] A. Chabchoub, N. Hoffmann, and N. Akhmediev, *Physical Review Letters* **106**, 204502 (2011).
 - [8] H. Bailung, S. K. Sharma, and Y. Nakamura, *Phys. Rev. Lett.* **107**, 255005 (2011).
 - [9] N. Akhmediev, J. M. Dudley, D. R. Solli, and S. K. Turitsyn, *Journal of Optics* **15** (2013), 10.1088/2040-8978/15/6/060201.
 - [10] M. Bertola and A. Tovbis, *Communications on Pure and Applied Mathematics* **66**, 678 (2012).
 - [11] P. Suret, R. El Koussaifi, A. Tikan, C. Evain, S. Randoux, C. Szewaj, and S. Bielawski, *Nat. Commun.* **7**, 13136 (2016).
 - [12] J. R. Taylor, ed., *Optical Solitons Theory and Experiment* (Cambridge University Press, 1992).
 - [13] G. P. Agrawal, *Nonlinear Fiber Optics* (Academic Press, 2013).
 - [14] L. F. Mollenauer, W. J. Tomlinson, R. H. Stolen, and J. P. Gordon, *Opt. Lett.* **8**, 289 (1983).
 - [15] E. M. Dianov, Z. S. Nikonova, A. M. Prokhorov, and V. N. Serkin, *Sov. Tech. Phys. Lett.* **12**, 311 (1986).
 - [16] G. P. Agrawal, *Applications of Nonlinear Fiber Optics* (Academic Press, 2001).
 - [17] J. M. Dudley, G. Genty, F. Dias, B. Kibler, and N. Akhmediev, *Optics Express* **17**, 21497 (2009).
 - [18] J. Yang, *Nonlinear waves in integrable and nonintegrable systems*, Vol. 16 (SIAM, 2010).
 - [19] E. Madelung, *Naturwissenschaften* **14**, 1004 (1926).
 - [20] S. Kamvissis, K. D. T.-R. McLaughlin, and P. D. Miller, *Semiclassical soliton ensembles for the focusing nonlinear Schrödinger equation*. *Kamvissis*, Annals of Mathematics Studies, Vol. AM-154 (Princeton University Press, 2003).
 - [21] A. Tovbis, S. Venakides, and X. Zhou, *Comm. Pure Appl. Math* **57**, 877 (2004).
 - [22] S. Akhmanov, A. Sukhorukov, and R. Khokhlov, *Sov. Phys. JETP* **23**, 1025 (1966).
 - [23] A. Gurevich and A. Shvartsburg, *Sov. Phys. JETP* **31**, 1084 (1970).
 - [24] J. M. Dudley, G. Genty, and S. Coen, *Reviews of Modern Physics* **78**, 1135 (2006).
 - [25] V. Zakharov and A. B. Shabat, *Sov. Phys. JETP* **34**, 62 (1972).
 - [26] P. Walczak, S. Randoux, and P. Suret, *Phys. Rev. Lett.* **114**, 143903 (2015).
 - [27] R. Trebino, *Frequency-Resolved Optical Gating: The Measurement of Ultrashort Laser Pulses* (Springer, 2002).
 - [28] J. M. Dudley, L. P. Barry, J. D. Harvey, M. D. Thomson, B. C. Thomsen, P. G. Bollond, and R. Leonhardt, *IEEE Journal of Quantum Electronics* **35**, 441 (1999).
 - [29] J. M. Soto-Crespo, N. Devine, and N. Akhmediev, *Phys. Rev. Lett.* **116**, 103901 (2016).
 - [30] S. Randoux, P. Suret, and G. El, *Sci. Rep.* **6**, 29238 (2016).